



aliante

Domal SLIDE C160
Smartline - Smartline XS



domal 
l'alluminio è di casa

By  Hydro



Confort Smartline

D9108000
DOC-0001166545 - B

CONTENUTO	5	Vetratura con RU0004	D7
		Vetratura con RU0002	D8
INDICE	15	Tabella vetratura telaio C9K200	D9
		Vetratura con 210-055	D9
INFORMAZIONI DI SISTEMA	A1	Vetratura con RU0002	D10
2 Binari - Taglio a 45°	A2	Vetratura con RU0004	D11
2 Binari - Taglio a 90°	A4	Tabella vetratura - 14 mm fermavetro	D12
3 Binari - Taglio a 90°	A6	Vetratura con 210-055	D12
1 Binario - Taglio a 45°	A8	Vetratura con RU0004	D13
1 Binario invertito per vetro fino a 73 mm	A10	Vetratura con RU0002	D14
Opzioni termiche	A12	Fermavetri	D15
2 binari	A12	Accessori	D17
1 binario	A13		
1 binario invertito	A14	ACCESSORI	E1
1 binario invertito per vetri fino a 73 mm	A15	Squadrette - squadrette con spine coniche	E3
Minergie	A16	Squadrette - squadrette a cianfrare	E4
Direttive generali	A17	Squadrette - squadrette con eccentrico	E5
Risultati dei test	A19	Squadrette - cavallotti	E6
		Squadrette - accessori	E7
PROFILATI SISTEMA	B1	Squadrette - supporti, angoli di allineamento e	
Lista dei simboli	B3	cavallotti	E8
Lista profilati	B5	Guarnizioni - finestre	E9
Telaio	B17	Guarnizioni - varie	E12
Traverso	B24	Guarnizioni - guarnizioni di sistema	E13
Traverso incontro ridotto	B25	Spazzolini - guide per avvolgibili	E15
Anta	B26	Accessori - finestre	E16
Anta incontro ridotto	B27	Accessori - profili isolatori	E20
Anta bi-metal	B29	Accessori - accessori di sistema	E22
Profilati di isolamento	B30	Accessori - varie	E30
Profilati di isolamento incontro ridotto	B33	Accessori - incontro centrale ridotto	E32
Rinforzi	B34	Panoramica profilati di accoppiamento	E36
Profilati cartelline	B35	Viti	E38
Profilati cartelline incontro ridotto	B42		
Profilati gocciolatoio	B44	SELEZIONE FERRAMENTA	F1
Profilati guida	B46	Panoramica	F3
Profilati di accoppiamento	B47	Alzante scorrevole	F4
Profilati complementari	B49	Maniglie standard	F4
Momenti di inerzia	B50	Maniglie S-Line (Diletta)	F5
		Altezza anta (Hv): 1130 - 1875 mm	F6
PROFILATI VARI	C1	Altezza anta (Hv): 1751- 2847 mm	F7
Profilati di finitura	C3	Altezza anta (Hv): 1310 - 1947 mm con asta telescopica	F8
Profilati di design	C7	Altezza anta (Hv): 1907 - 2847 mm con asta telescopica	F9
Guide per avvolgibili	C9	Panoramica ferramenta	F10
Profilati di rinforzo	C12	Alzante scorrevole - 4 ante	F12
Davanzale	C17	Pezzi supplementari	F12
Profilati di rivestimento	C19	Alzante scorrevole - RC2	F13
Profilato di ancoraggio	C20	Alzante scorrevole con asta telescopica ZB0093	F13
		Alzante scorrevole con asta telescopica ZB0094/ ZB0095	F14
VETRATURA	D1	Panoramica ferramenta	F15
Tabella vetratura - 22 mm fermavetro	D3		
Vetratura con 210-055	D3		
Vetratura con RU0004	D4		
Vetratura con RU0002	D5	ATTREZZATURE	G1
Tabella vetratura - 30 mm fermavetro	D6		
Vetratura con 210-055	D6		

Lavorazioni - panoramica	G3	C9V101/C9V102-C9K017 - Inferiore destro	H29
Lavorazioni - D5110000	G5	C9V101/C9V102-C9K017 - Superiore sinistro	H30
Dime lavorazioni - panoramica	G7	C9V101/C9V102-C9K017 - Inferiore sinistro	H30
Dime lavorazioni - TG4157	G9	C9V101/C9V102-C9K017 - Sinistro	H31
Dime lavorazioni - TG4118	G15	C9V101/C9V102-C9K017 - Destro	H32
Dime lavorazioni - TG4119	G19	C9V101/C9V102-C9K014 - Superiore destro	H33
Dime lavorazioni - TG4122	G21	C9V101/C9V102-C9K014 - Inferiore destro	H33
Dime lavorazioni - TG4156	G23	C9V101/C9V102-C9K014 - Superiore sinistro	H34
Articoli di supporto	G24	C9V101/C9V102-C9K014 - Inferiore sinistro	H34
Materiali di consumo	G25	C9V101/C9V102-C9K014 - Sinistro	H35
		C9V101/C9V102-C9K014 - Centrale	H36
		C9V101/C9V102-C9K014 - Destro	H37
		C9V101/C9V102-C9K014 - 4 Ante	H38
NODI	H1	Rinforzo interno incontro	H39
2 binari / 3 binari - Alzante scorrevole	H3	C9V102-C9C004	H39
1 binario - Alzante scorrevole	H4	C9V102-C9C004	H40
Incontro ridotto	H5	C9V152-C9C004	H41
1 binario - Fisso-apribile-fisso invertito	H6	Accoppiamento con profili A70	H42
2 binari - Alzante scorrevole - Taglio a 45°	H7	C9K024-Z9C048-A7K002	H42
C9V101/C9V102-C9K024 - Superiore destro	H7	C9K026-Z9C050-A7K002	H43
C9V101/C9V102-C9K024 - Inferiore destro	H7	C9K121-Z9C049-A7K002	H44
C9V101/C9V102-C9K024 - Sinistro	H8	1 binario - Alzante scorrevole - C9K028	H45
C9V101/C9V102-C9K024 - Centrale	H9	C9V101-C9K028 - Superiore sinistro	H45
C9V101/C9V102-C9K024 - Destro	H10	C9V101-C9K028 - Inferiore sinistro	H45
C9V101/C9V102-C9K024 - 4 Ante	H11	C9V101-C9K028 - Superiore destro	H46
2 binari - Alzante scorrevole - Taglio a 90°	H12	C9V101-C9K028 - Inferiore destro	H46
C9V101/C9V102-C9K124/C9K121 - Superiore destro	H12	C9V101-C9K028 - Sinistro	H47
	H12	C9V101-C9K028 - Centrale	H48
C9V101/C9V102-C9K124/C9K121 - Inferiore destro	H12	C9V101-C9K028 - Destro	H49
	H12	C9V101-C9K028 - 4 Ante	H50
C9V101/C9V102-C9K124/C9K121 - Sinistro	H13	1 binario - Alzante scorrevole - C9K200	H51
C9V101/C9V102-C9K124/C9K121 - Destro	H14	C9V101-C9K200 - Superiore sinistro	H51
3 binari - Alzante scorrevole - Taglio a 90°	H15	C9V101-C9K200 - Inferiore sinistro	H51
C9V101/C9V102-C9K134/C9K131 - Superiore destro	H15	C9V101-C9K200 - Superiore destro	H52
	H15	C9V101-C9K200 - Inferiore destro	H52
C9V101/C9V102-C9K134/C9K131 - Inferiore destro	H16	C9V101-C9K200 - Centrale	H54
	H16	C9V101-C9K200 - Destro	H55
C9V101/C9V102-C9K134/C9K131 - Sinistro	H17	C9V101-C9K200 - 4 Ante	H56
C9V101/C9V102-C9K134/C9K131 - Centrale	H18	2 binari (C9K024) - Incontro ridotto	H57
C9V101/C9V102-C9K134/C9K131 - Centrale	H19	Centrale	H57
C9V101/C9V102-C9K134/C9K131 - Destro	H20	Centrale - Rinforzo interno	H58
C9V101/C9V102-C9K134/C9K131 - 4 ante	H21	Centrale - Rinforzo esterno	H59
2 binari - Alzante scorrevole-fisso - Taglio a 45°	H22	Centrale - Rinforzo interno ed esterno	H60
	H22	1 binario (C9K014) - Incontro ridotto	H61
C9V101/C9V102-C9K024 - Superiore destro	H22	Centrale	H61
C9V101/C9V102-C9K024 - Inferiore destro	H22	Centrale - Rinforzo esterno	H62
C9V101/C9V102-C9K024 - Superiore sinistro	H23	Invertito - Alzante scorrevole (C9K028)	H63
C9V101/C9V102-C9K024 - Inferiore sinistro	H23	C9V101-C9K028 - Superiore destro	H63
C9V101/C9V102-C9K024 - Superiore	H24	C9V101-C9K028 - Inferiore destro	H63
C9V101/C9V102-C9K024 - Centrale	H25	C9V101-C9K028 - Superiore sinistro	H64
C9V101/C9V102-C9K024 - Destro	H26	C9V101-C9K028 - Inferiore sinistro	H64
2 binari - Fisso-alzante scorrevole-fisso - Taglio a 45°	H27	C9V101-C9K028 - Sinistro	H65
	H27	C9V101-C9K028 - Centrale	H66
C9V101/C9V102-C9K024 - Superiore	H27	C9V101-C9K028 - Centrale	H67
C9V101/C9V102-C9K024 - Inferiore	H27	C9V101-C9K028 - Destro	H68
C9V101/C9V102-C9K024 - Centrale	H28	C9V101-C9K028 - Superiore destro	H69
1 binario - Alzante scorrevole - Taglio a 45°	H29	C9V101-C9K028 - Inferiore destro	H69
	H29	Invertito - Alzante scorrevole (C9K017)	H70
C9V101/C9V102-C9K017 - Superiore destro	H29	C9V101-C9K017 - Superiore destro	H70

C9V101-C9K017 - Inferiore destro	H70	telaio C9K024 - Inferiore	L32
C9V101-C9K017 - Superiore sinistro	H71	Assemblaggio tappo di tenuta CO1111 su telaio	
C9V101-C9K017 - Inferiore sinistro	H71	C9K024 - Superiore alzante scorrevole	L33
C9V101-C9K017 - Sinistro	H72	Assemblaggio del telaio C9K024 con squadrette	L34
C9V101-C9K017 - Centrale	H73	Assemblaggio del telaio C9K024 con squadrette - Ec-	
C9V101-C9K017 - Centrale	H74	centrici	L35
C9V101-C9K017 - Destro	H75	Assemblaggio del telaio C9K024 con squadrette - Spi-	
C9V101-C9K017 - Superiore destro	H76	ne coniche	L36
C9V101-C9K017 - Inferiore destro	H76	2 Binari - Telaio - Tagli 90°	L37
DISTINTE DI TAGLIO	I1	Contenuto	L37
Direttive generali	I2	Panoramica assemblaggio	L38
2 binari - Alzante scorrevole	I3	Operazioni su telaio C9K121 ed isolamento BT6019	L40
Taglio a 45°	I3	Operazioni e assemblaggio telaio C9K121	L41
Taglio a 45° - 4 Ante	I7	Operazioni su telaio C9K124 e profilo di isolamento	
Taglio a 90°	I11	KU2028	L42
Taglio a 90° - 4 Ante	I15	Panoramica drenaggio - Telaio C9K124 e profilo di	
Fisso-alzante scorrevole-fisso	I19	isolamento KU2028	L43
3 binari - Alzante scorrevole	I23	Telaio di drenaggio C9K124 - J (Opzione 1/2)	L44
Taglio a 90°	I23	Telaio di drenaggio C9K124 - J (Opzione 2/2)	L45
Taglio a 90° - 4 Ante	I27	Telaio di drenaggio C9K124 - H	L46
1 binario - Alzante scorrevole	I31	Telaio di drenaggio C9K124 - B	L47
C9K014 - Taglio a 45°	I31	Telaio di drenaggio C9K124 - A	L48
C9K014 - Taglio a 45° - 4 Ante	I35	Telaio di drenaggio C9K124 - G	L49
C9K017 - Taglio a 45°	I39	Telaio di drenaggio C9K124 - M	L50
C9K017 - Taglio a 45° - 4 Ante	I43	Drenaggio profilato di isolamento KU2028 - K1	L51
2 binari - Alzante scorrevole - Incontro ridotto	I47	Drenaggio profilato di isolamento KU2028 - K2	L52
Taglio a 45°	I47	Assemblaggio valvola VS0107 e profilato di isolamen-	
1 binario - Alzante scorrevole (C9K014) - In-	I51	to KU2028 su telaio C9K124 - Inferiore	L53
contro ridotto	I51	Assemblaggio tappo di tenuta CO1105/CO1104 su	
Taglio a 45°	I51	telaio C9K124 - Inferiore	L54
FERRAMENTA E DISEGNO		Assemblaggio tappo di tenuta CO1111 su telaio	
ASSEMBLAGGIO	L1	C9K124 - Superiore - Alzante scorrevole	L56
Direttive generali	L10	Assemblaggio gocciolatoio C9A003 su profilo C9K124	L57
Drenaggio "Lato Bagnato"	L13	Operazioni su raccoglicondensa C9A004	L58
2 Binari - Telaio - Tagli 45°	L14	Assemblaggio CO0132 e VS9957 su telaio C9K121	L60
Contenuto	L14	Assemblaggio tappo di tenuta VS9956 su telaio	
Panoramica assemblaggio	L15	C9K121	L61
Operazione sul telaio C9K024 e profilato di isolamento		Sigillatura gocciolatoio C9A004	L62
KU2028	L17	Assemblaggio guarnizione di finitura RU704	L63
Operazione sul telaio C9K024 per squadrette	L18	Assemblaggio rotaia supplementare C9A100	L64
Panoramica drenaggio - Telaio C9K024 e profilato di		Assemblaggio profilato di isolamento KU2035	L65
isolamento KU2028	L19	3 Binari - Telaio - Tagli 90°	L66
Telaio di drenaggio C9K024 - J (opzione 1/2)	L20	Contenuto	L66
Telaio di drenaggio C9K024 - J (opzione 2/2)	L21	Panoramica assemblaggio	L67
Telaio di drenaggio C9K024 - H	L22	Operazioni su telaio C9K131 e profilato di isolamento	
Telaio di drenaggio C9K024 - B	L23	BT6019	L69
Telaio di drenaggio C9K024 - A	L24	Operazioni ed assemblaggio telaio C9K131	L70
Telaio di drenaggio C9K024 - G	L25	Operazioni su telaio C9K134 e profilato di isolamento	
Telaio di drenaggio C9K024 - M	L26	KU2028	L71
Profilato isolante di drenaggio KU2028 - K1	L27	Panoramica drenaggio - Telaio C9K134	L72
Profilato isolante di drenaggio KU2028 - K2	L28	Panoramica drenaggio - Profilato di isolamento	
Assemblaggio valvola VS0107 e profilo di isolamento		KU2028	L73
KU2028 su telaio C9K024 - Inferiore	L29	Telaio di drenaggio C9K134 - J	L74
Assemblaggio tappo di tenuta CO1105/CO1104 su		Telaio di drenaggio C9K134 - H1, H2	L75
telaio C9K024 - Inferiore	L30	Telaio di drenaggio C9K134 - B, D	L76
Assemblaggio tappo di tenuta VS9414/VS9415 su		Telaio di drenaggio C9K134 - A, C	L77
		Telaio di drenaggio C9K134 - G	L78
		Telaio di drenaggio C9K134 - M	L79

Drenaggio profilato di isolamento KU2028 - K1, K2	L80	1 Binario (C9K017) - Tagli 45°	L130
Drenaggio profilato di isolamento KU2028 - K3	L81	Contenuto	L130
Drenaggio profilato di isolamento KU2028 - K4	L82	Panoramica assemblaggio	L131
Drenaggio profilato di isolamento KU2028 - K5	L83	Operazioni su telaio C9K017 ed isolamento BT6000	L133
Assemblaggio valvola VS0107 e profilato di isolamento KU2028 su telaio C9K134 - Inferiore	L84	Operazioni su telaio C9K017 per squadrette	L134
Assemblaggio taoppo di tenuta CO1105/CO1104 su telaio C9K134 - Inferiore	L85	Panoramica drenaggio - Telaio C9K017	L135
Assemblaggio taoppo di tenuta CO1105/CO1104 su telaio C9K134 - Inferiore	L86	Telaio di drenaggio C9K017 - J	L136
Assemblaggio tappo di tenuta CO1111 su telaio C9K134 - Superiore alzante scorrevole	L87	Telaio di drenaggio C9K017 - H (opzione 1/2)	L137
Assemblaggio gocciolatoio C9A003 su telaio C9K134	L89	Telaio di drenaggio C9K017 - H (opzione 2/2)	L138
Operazioni su raccoglicondensa C9A004	L90	Telaio di drenaggio C9K017 - B	L139
Assemblaggio CO0132 e VS9957 su telaio C9K131	L92	Telaio di drenaggio C9K017 - A	L140
Assemblaggio VS9999 su telaio C9K131	L93	Telaio di drenaggio C9K017 - G	L141
Sigillatura gocciolatoio C9A004	L94	Telaio di drenaggio C9K017 - F	L142
Assemblaggio guarnizione RU9704	L95	Telaio di drenaggio C9K017 - R	L143
Assemblaggio rotaia supplementare C9A100	L96	Assemblaggio valvola VS0107 su telaio C9K017 - Inferiore	L144
Assemblaggio profilato di isolamento KU2035	L97	Assemblaggio tappo di tenuta CO1116 su telaio C9K017 - Inferiore alzante scorrevole	L145
1 Binario (C9K014) - Tagli 45°	L98	Assemblaggio tappo di tenuta VS9417, VS9418 e VS9415 su telaio C9K017 - Inferiore	L146
Contenuto	L98	Assemblaggio tappo di tenuta CO1114 su telaio C9K017 - Superiore alzante scorrevole	L147
Panoramica assemblaggio	L99	Operazione su traverso - Anta C9V102/C9V104	L148
Operazioni su telaio C9K014 e profilato di isolamento KU2065 ed isolamento BT6019	L101	Assemblaggio del profilato C9K017 con squadrette - Eccentrici	L153
Operazioni su telaio C9K014 per squadrette	L102	Assemblaggio telaio C9K017 con squadrette - spine coniche	L154
Panoramica drenaggio - Telaio C9K014 e profilato di isolamento KU2065	L103	Assemblaggio telaio C9K017 con squadrette - HV4K01	L155
Telaio di drenaggio C9K014 - J	L104	Assemblaggio incontro	L156
Telaio di drenaggio C9K014 - H	L105	Operazioni aggiuntive su incontro alzante scorrevole	L157
Telaio di drenaggio C9K014 - B	L106	Assemblaggio RU4302	L159
Telaio di drenaggio C9K014 - A	L107	Operazione ed assemblaggio C9A023/C9A018	L160
Telaio di drenaggio C9K014 - G	L108	Lavorazioni sull'anta	L161
Telaio di drenaggio C9K014 - R	L109	Contenuto	L161
Drenaggio profilato di isolamento KU2065 - K1	L110	Panoramica operazioni su anta	L162
Drenaggio profilato di isolamento KU2065 - K2	L111	Operazioni su anta alzante scorrevole e scorrevole	L163
Assemblaggio valvola VS0107 e profilato di isolamento KU2065 su telaio C9K014 - Inferiore	L112	Operazioni su anta C9V101 per squadrette - spine coniche	L165
Assemblaggio tappo di tenuta CO1210/CO1211 su telaio C9K014 - Inferiore	L113	Operazioni su anta C9V101-C9V102 per squadrette - spine coniche	L166
Assemblaggio tappo di tenuta CO1212 e operazioni KU2065 on frame C9K014 - Superiore	L114	Lavorazione su C9V15x anta effetto bi-metal	L167
Assemblaggio tappo di tenuta VS9414/VS9415 nel profilato C9K014 - Inferiore	L115	Drenaggio anta alzante scorrevole e scorrevole	L168
Operazione su traverso - Anta C9V102/C9V104	L116	Operazioni su anta per terminali	L169
Assemblaggio cavallotti TS9N03 e TS2H04	L117	Assemblaggio guarnizione di battuta RU121 - Alzante scorrevole	L170
Assemblaggio e sigillatura cavallotti	L119	Assemblaggio guarnizione di battuta RU121 - Alzante scorrevole - 3 Binari	L171
Assemblaggio cavallotti TS9Z05	L120	Assemblaggio anta con squadrette	L172
Assemblaggio su telaio C9K014 con squadrette - Eccentrici	L121	Assemblaggio anta con squadrette - Spine coniche - No lato chiusura	L173
Assemblaggio su telaio C9K014 con squadrette - HV4K01	L122	Assemblaggio anta con squadrette - HV4K01	L174
Assemblaggio gocciolatoio C9A003 su telaio C9K014	L123	Assemblaggio e foratura	L175
Assemblaggio tappi di tenuta CO1210/CO1211 su telaio C9K014 - Inferiore	L124	Assemblaggio guida VS5184	L176
Assemblaggio incontro	L125	Assemblaggio KU2054 usando TG3020	L177
Assemblaggio RU4302 ed isolamento BT6013	L128	Assemblaggio RU4302	L178
Operazione ed assemblaggio C9A023/C9A018	L129	Assemblaggio VS9225, BT6060, KU2071 e C9A018	L179

Assemblaggio KU2054 - Alzante scorrevole - Anta centrale	L180	Assemblaggio maniglia standard interna ed esterna con singolo cilindro - Alzante scorrevole	L215
Assemblaggio RU4302 - Alzante scorrevole - Anta centrale	L181	Assemblaggio maniglia standard interna ed esterna con cilindro - Alzante scorrevole	L216
Assemblaggio chiusura - Alzante scorrevole - Anta centrale	L182	Assemblaggio maniglia interna S-Line Diletta - Alzante scorrevole	L217
Assemblaggio C9A018 - Alzante scorrevole - Anta centrale	L183	Assemblaggio maniglia interna S-Line Diletta con vaschetta - Alzante scorrevole	L218
Assemblaggio paracolpi SV002	L184	Assemblaggio maniglia interna S-Line Diletta con singolo cilindro - Alzante scorrevole	L219
Assemblaggio ferramenta	L185	Assemblaggio maniglia interna S-Line Diletta con singolo cilindro e vaschetta - Alzante scorrevole	L220
Contenuto	L185	Assemblaggio maniglia interna ed esterna S-Line Diletta con singolo cilindro - Alzante scorrevole	L221
Dimensione ante	L186	Assemblaggio maniglia interna ed esterna S-Line Diletta con cilindro - Alzante scorrevole	L222
Assemblaggio punti di chiusura - Alzante scorrevole	L187	Rinforzo anta	L223
Posizionamento punti di chiusura - Alzante scorrevole	L188	Contenuto	L223
Panoramica ferramenta - Anta	L189	Assemblaggio rinforzo C9C004 - Alzante scorrevole e scorrevole	L224
Operazione sui carrelli - Alzante scorrevole	L190	Assemblaggio accessori anta	L227
Operazione sui carrelli - Alzante scorrevole - Asta di connessione	L191	Contenuto	L227
Assemblaggio carrelli - Alzante scorrevole	L192	3 Binari - Assemblaggio terminale con passaggio ferramenta anta centrale	L228
Assemblaggio VS5187 - Alzante scorrevole	L193	3 Binari - Operazioni per incontro anta centrale	L229
Assemblaggio carrelli ZB0098 - Alzante scorrevole - Fissaggio	L194	3 Binari - Assemblaggio incontro anta centrale	L230
Assemblaggio carrelli ZB0098 - Alzante scorrevole 330 kg	L195	3 Binari - Assemblaggio C9A018 anta centrale	L231
Operazioni su carrelli ZB0098 - Asta di connessione	L196	Contenuto	L232
Operazioni per chiusure ZB0073/ZB0074/ZB0075/ZB0076 - Alzante scorrevole	L197	Finitura telaio e posizionamento anta	L232
Operazioni per chiusure ZB0073/ZB0074/ZB0075/ZB0076 - Alzante scorrevole - No maniglia esterna	L198	Assemblaggio gocciolatoio C9A003	L233
Assemblaggio ZB0053/ZB0054 su serratura - Alzante scorrevole	L199	Assemblaggio su raccoglicondensa C9A004 e terminale VS2404	L234
Assemblaggio ZB0079 su serratura - Alzante scorrevole	L200	Assemblaggio raccoglicondensa C9A004 e terminale VS2404	L235
Operazioni ferramenta alzante scorrevole	L201	Assemblaggio C9A004 come gocciolatoio	L236
Operazioni ferramenta alzante scorrevole - A, B, C	L202	Assemblaggio binario CO1103	L237
Operazioni ferramenta alzante scorrevole - D, E, F per C9V101	L203	Assemblaggio tappi di tenuta CO1105/CO1104 su profilo C9K024 - Inferiore	L238
Operazioni ferramenta alzante scorrevole - D, E, F per C9V102	L204	2 Binari - Assemblaggio anta	L239
Assemblaggio ZB0078 per alzante scorrevole, chiusura con asta telescopica	L205	1 Binario (C9K014) - Assemblaggio anta	L240
Operazioni per ferramenta alzante scorrevole ZB009x	L206	1 Binario (C9K014) - Assemblaggio profilo di finitura - Inferiore	L241
Assemblaggio ZB0093/ZB0094/ZB0095/ZB0096 - XOOX	L208	1 Binario (C9K014) - Assemblaggio profilo di finitura - Superiore	L242
Assemblaggio ZB0093/ZB0094/ZB0095/ZB0096	L209	1 Binario (C9K014) - Assemblaggio profilo di finitura C9A0xx - Laterale	L243
Operazioni per ferramenta alzante scorrevole - A, B	L210	1 Binario (C9K017) - Assemblaggio anta	L244
Assemblaggio maniglia standard - Alzante scorrevole	L211	1 Binario (C9K017) - Assemblaggio sigillatura centrale	L245
Assemblaggio maniglia standard con vaschetta - Alzante scorrevole	L212	1 Binario (C9K017) - Assemblaggio profilo di finitura C9A0xx - Inferiore	L246
Assemblaggio maniglia standard con singolo cilindro - Alzante scorrevole	L213	1 Binario (C9K017) - Assemblaggio profilo di finitura C9A0xx - Superiore	L247
Assemblaggio maniglia standard con singolo cilindro e vaschetta - Alzante scorrevole	L214	1 Binario (C9K017) - Assemblaggio profilo di finitura C9A0xx - Laterale	L248
		Contenuto	L249
		Vetratura	L249
		Assemblaggio supporto vetratura ed operazione su fermavetro - Anta	L250
		Assemblaggio supporto vetratura ed operazione su	

fermavetro - C9K014	L251	Telaio di drenaggio C9K024 - B	L296
Assemblaggio supporto vetratura ed operazione su		Telaio di drenaggio C9K024 - A	L297
fermavetro - C9K017	L253	Telaio di drenaggio C9K024 - G	L298
Passaggi costruttivi: vetratura nell'incontro	L255	Telaio di drenaggio C9K024 - M	L299
Vetratura con guarnizione RU0002 / RU0004	L256	Drenaggio profilato di isolamento KU2028 - K1	L300
Vetratura con guarnizione 210-055 - Basic	L257	Drenaggio profilato di isolamento KU2028 - K2	L301
Vetratura con guarnizione 210-003 - Basic	L258	Drenaggio profilato di isolamento KU2028 - K3	L302
Operazioni di finitura	L259	Assemblaggio valvola VS0107 e profilato di isolamento KU2028 su telaio C9K024 - Inferiore	L303
Contenuto	L259	Assemblaggio profilo KU2054	L304
Assemblaggio tappo di tenuta centrale - 2 Binari - Superiore - Alzante scorrevole e scorrevole	L260	Panoramica ferramenta - Alzante scorrevole	L306
Assemblaggio guarnizione di finitura RU9704	L261	Ferramenta lato anta primaria	L307
Assemblaggio tappi di tenuta nell'anta - Alzante scorrevole - CO1217-CO1218	L262	Ferramenta lato anta primaria - Assemblaggio del paracolpi SV9002	L308
Fissaggio ante (schema A/C/G/K)	L263	Ferramenta lato anta primaria - Assemblaggio del paracolpi SV9003	L309
Contenuto	L263	Assemblaggio CO1217 - CO1218	L310
Anta fissa - Uso parti di supporto CO2305/CO2306/CO2309	L264	Ancoraggio	L311
Anta fissa - Inserimento blocchi di supporto ed isolamento	L265	Principi di base dell'ancoraggio del telaio	L311
Anta fissa - Fori guida per foratura	L266	Ancoraggio del telaio con profilo di finitura Z9A066/Z9A069	L312
Anta fissa - Inserimento anta nel telaio	L267	Direttive di montaggio generali per viti e clip	L313
Anta fissa - Inserimento isolamento superiore e blocco supporto finale	L268	Assemblaggio C9K028	L314
Anta fissa - assemblaggio anta fissa nel telaio attraverso fori guida	L269	Contenuto	L314
Anta fissa - Fissaggio superiore con vite SCZ617	L270	Panoramica assemblaggio	L315
Assemblaggio anta primaria nel telaio	L271	Operazioni su C9K028 e assemblaggio isolamento BT6019	L317
Assemblaggio profilo cartellina C9A020 - Inferiore	L272	Operazioni su squadrette con eccentrici	L318
Assemblaggio profilo cartellina C9A020 - Superiore	L273	3D panoramica drenaggio: C9K028 + KU2065	L319
Assemblaggio profilo cartellina C9A020 - Laterale	L274	2D panoramica drenaggio: C9K028 + KU2065	L320
4 Ante (schema C/F)	L275	Drenaggio C9K028 - Parte 1	L321
Contenuto	L275	Drenaggio C9K028 - Parte 2	L322
Assemblaggio asta di chiusura su anta secondaria su 4 ante alzante scorrevole	L276	Drenaggio C9K028 - Parte 3	L323
Operazione su guarnizione di battuta RU0121	L277	Drenaggio C9K028 - Parte 4	L324
Operazione su profilo guida C9C002	L278	Drenaggio C9K028 - Parte 5	L325
Assemblaggio su profilo guida C9C002	L279	Drenaggio C9K028 - Parte 6	L326
Fissaggio profilo guida C9C002	L280	Drenaggio C9K028 - Parte 7	L327
Posizionamento ZB0072	L281	Drenaggio C9K028 - Parte 8	L328
Assemblaggio tappo di tenuta inferiore	L283	Isolamento del drenaggio KU2065 - A	L329
Assemblaggio tappo di tenuta superiore	L284	Isolamento del drenaggio KU2065 - B	L330
1 Binario - Cavallotto nel telaio C9K014	L285	Assemblaggio valvola VS0107 ed isolamento KU2065 su C9K028 - Inferiore	L331
1 Binario - Cavallotto nel telaio C9K017	L286	Assemblaggio tappi di tenuta VS9973/215-007, VS9416 su C9K028 - Inferiore	L332
Assemblaggio nei tappi di tenuta - Alzante scorrevole	L287	Assemblaggio tappi di tenuta CO1210/CO1211 su C9K028 - Inferiore	L333
Ancoraggio guarnizione su anta secondaria	L288	Assemblaggio tappi di tenuta CO1212 e operazione KU2065 su C9K028 - Superiore	L334
Assemblaggio guarnizione di finitura RU9704 su anta secondaria	L289	Operazione su traverso - Anta C9V102/C9V104	L335
Fisso - apribile - fisso (schema G)	L290	Assemblaggio cavallotti per traverso	L336
Contenuto	L290	Posizionamento cavallotti per traverso	L337
Panoramica assemblaggio	L291	Assemblaggio telaio C9K028 e traverso C9V102	L338
Panoramica drenaggio telaio C9K024 + Profilato di isolamento KU2028	L292	Assemblaggio traverso con TS9Z05	L339
Telaio di drenaggio telaio C9K024 - J (Opzione 1/2)	L293	Assemblaggio tappi di tenuta CO1210/CO1211 su C9K028 - Inferiore	L340
Telaio di drenaggio telaio C9K024 - J (Opzione 2/2)	L294	Assemblaggio telaio C9K028 con squadrette - Eccentrici	L341
Telaio di drenaggio C9K024 - H	L295	Assemblaggio telaio C9K028 con squadrette - Spine coniche	L342
		Assemblaggio telaio C9K028 con squadrette - HV4K01	L343

Operazione su incontro KU2054-VS4125	L344	215-008	L387
Posizionamento e assemblaggio incontro su C9V102	L345	Assemblaggio C9A200 su C9K200	L388
Assemblaggio incontro su C9V102	L346	Assemblaggio ferramenta e accessori RC2	L389
Assemblaggio guarnizione RU43a02 su KU2054	L347	Contenuto	L389
Operazione e assemblaggio C9A023/C9A018 su C9V102	L348	Panoramica ferramenta alzante scorrevole RC2	L390
Operazione C9A012 e assemblaggio C9K028 - Inferiore	L349	Assemblaggio CO2206 - Verticale - Lato serratura	L391
Operazione C9A012 e assemblaggio C9K028 - Superiore	L350	CO2206 - Orizzontale	L392
Operazione C9A012 e assemblaggio C9K028 - Laterale	L351	Operazioni sui carrelli	L393
Assemblaggio C9K200	L352	Operazioni sui carrelli - Asta di connessione	L394
Contenuto	L352	Assemblaggio dei carrelli	L395
Panoramica assemblaggio	L353	Assemblaggio VS5187	L396
Operazioni su C9K200 e KU2065 e assemblaggio isolamento BT6019	L355	Assemblaggio dei carrelli - Fissaggio	L397
Operazione su squadrette con eccentrici	L356	Ferramenta - ZB009x	L398
3D panoramica drenaggio: C9K200 + KU2065	L357	Punto di chiusura aggiuntiva ZB0092 sulla serratura con ZB009x	L399
2D panoramica drenaggio: C9K200 + KU2065	L358	RC2 operazioni per ferramenta ZB009x - A, B	L400
Drenaggio C9K200 - Parte 1	L359	Operazioni per ferramenta ZB009x - E, F	L401
Drenaggio C9K200 - Parte 2	L360	Operazioni ed assemblaggio maniglia interna	L402
Drenaggio C9K200 - Parte 3	L361	Assemblaggio ZB0071/ZB0072/ZB0099/CO2317	L403
Drenaggio C9K200 - Parte 4	L362	Posizionamento ZB0071/ZB0072/ZB0099/CO2317	L404
Drenaggio C9K200 - Parte 5	L363	Assemblaggio CO2318	L405
Drenaggio C9K200 - Parte 6	L364	Posizionamento ZB0038	L406
Drenaggio C9K200 - Parte 7	L365	Posizionamento ZB0078 - Telaio in alto	L407
Drenaggio C9K200 - Parte 8	L366	Assemblaggio ZB0093/ZB0094/ZB0095/ZB0096 - XOOX - Anta secondaria	L408
Isolamento del drenaggio KU2065 - A	L367	Piastra di bloccaggio ZB0071 e ZB0099 con piatto CO2317 su anta secondaria	L409
Isolamento del drenaggio KU2065 - B	L368	Piastra di bloccaggio ZB0071 e ZB0099 con piatto CO2317 su anta secondaria	L410
Assemblaggio valvola VS0107 ed isolamento KU2065 su C9K200 - Inferiore	L369	Assemblaggio ZB0078, chiusura con anta telescopica	L411
Assemblaggio tappo di tenuta VS9416/VS9973/215-007 su C9K200 - Inferiore	L370	Supporto per vetratura incollata e lastra di vetro interna	L412
Assemblaggio tappi di tenuta CO1210/CO1211 su C9K200 - Inferiore	L371	2 Binari - Tagli 45° - Incontro ridotto	L413
Assemblaggio tappi di tenuta CO1212 e operazione KU2065 su C9K200 - Superiore	L372	Contenuto	L413
Operazione su traverso C9T210	L373	Operazioni C9K024 e profilato di isolamento KU2028	L414
Assemblaggio cavallotti TS9H00 e TS2M02	L374	Operazioni C9K024 per squadrette	L415
Assemblaggio cavallotti TS9H00 e TS2M02	L375	3D panoramica di drenaggio - Telaio + Profilato di isolamento	L416
Assemblaggio traverso C9T210 su C9K200	L376	2D panoramica di drenaggio - Telaio C9K024 e profilato di isolamento KU2028	L417
Assemblaggio avallotto TS9Z05 e guarnizione	L377	Operazioni per drenaggio su telaio C9K024 - J (opzione 1/2)	L418
Assemblaggio tappi di tenuta CO1210/CO1211 su C9K200 - Inferiore	L378	Operazioni per drenaggio nascosto su telaio C9K024 e RU9709 - J (opzione 2/2)	L419
Assemblaggio telaio C9K200 con squadrette - Eccentrici	L379	Operazioni per drenaggio su telaio C9K024 - H	L420
Assemblaggio telaio C9K200 con squadrette - Spine coniche	L380	Operazioni per drenaggio su telaio C9K024 - B	L421
Assemblaggio telaio C9K200 con squadrette - HV4K01	L381	Operazioni per drenaggio su telaio C9K024 - A - G	L422
Assemblaggio incontro KU2054-VS4125	L382	Operazioni per drenaggio su telaio C9K024 - M	L423
Posizionamento ed assemblaggio incontro su C9T210	L383	Operazioni per drenaggio su profilato di isolamento KU2028 - K1	L424
Posizionamento ed assemblaggio incontro su C9T210	L384	Operazioni per drenaggio su profilato di isolamento KU2028 - K2	L425
Posizionamento ed assemblaggio incontro su C9T210	L385	Assemblaggio valvola VS0107 e KU2028 su telaio C9K024	L426
Operazione ed assemblaggio C9A202	L386		
Operazione C9A200 ed assemblaggio KU6004 su			

Assemblaggio tappi di tenuta CO1225/CO1226 su C9K024 - Inferiore	L427	Ventilazione profilo anta C9V107/C9V108/C9V109/C9V110	L467
Assemblaggio tappi di tenuta CO1224 su telaio C9K024 - Superiore - Alzante scorrevole e scorrevole	L428	Assemblaggio guarnizione anta RU0121 - Alzante scorrevole	L468
Assemblaggio tappi di tenuta VS9414/VS9415 su telaio C9K024	L429	Operazione su profilo anta - Assemblaggio KU6004/RU0121 - Superiore ed inferiore	L469
Assemblaggio del telaio C9K024 con squadrette	L430	Assemblaggio VS9975	L470
1 Binario (C9K014) - Tagli 45° - Incontro ridotto	L433	Assemblaggio anta - Assemblaggio squadretta - Alzante scorrevole e scorrevole	L471
Contenuto	L433	Assemblaggio guarnizione di supporto VS9977	L472
Operazione su telaio C9K014 e profilato di isolamento	L434	Lavorazione KU2068	L473
Operazione su telaio C9K014 per squadrette	L435	Lavorazione C9A016 - C9A026	L474
Operazione su telaio C9K014: fori addizionali per fissaggio C9T108	L436	Assemblaggio KU2068 e KU6004	L475
3D panoramica drenaggio - Telaio C9K014 + profilato di isolamento	L437	Assemblaggio CO1227 e CO1230	L476
2D panoramica drenaggio - Telaio C9K014 + profilato di isolamento KU2065 (1/9)	L438	Operazione rinforzo anta C9V109	L477
Operazioni per drenaggio su telaio C9K014 - J	L439	Operazione rinforzo anta C9V110	L478
Operazioni per drenaggio su telaio C9K014 - H	L440	Posizionamento VS9501/VS9502 su C9V109/C9V110	L479
Operazioni per drenaggio su telaio C9K014 - B	L441	Finitura telaio - Incontro ridotto	L480
Operazioni per drenaggio su telaio C9K014 - A - G	L442	Contenuto	L480
Operazioni per drenaggio su telaio C9K014 - R	L443	Monorotaia C9K014: Assemblaggio profilo di finitura inferiore	L481
Operazioni per drenaggio su profilato di isolamento KU2065 - K1	L444	Monorotaia C9K014: Assemblaggio profilo di finitura superiore	L482
Operazioni per drenaggio su profilato di isolamento KU2065 - K2	L445	Monorotaia C9K014: Assemblaggio profilo di finitura verticale	L483
Assemblaggio valvola VS0107 e raccoglicondensa KU2065	L446	Finitura incontro - Incontro ridotto	L484
Assemblaggio tappi di tenuta CO1228/CO1229 - Inferiore	L447	Contenuto	L484
Assemblaggio tappi di tenuta CO1212 - Superiore, scorrevole ed alzante scorrevole	L448	Posizionamento C9A027 su C9T108	L485
Assemblaggio tappi di tenuta VS9414/VS9415	L449	Assemblaggio profilo C9A016	L486
Lavorazione sul traverso - C9T108	L450	Assemblaggio profilo C9A026	L487
Assemblaggio cavallotto TS9Z13	L451	Vetratura - Incontro ridotto	L488
Assemblaggio cavallotto TS9Z15	L452	Contenuto	L488
Assemblaggio C9T108 - Finalizzazione fissaggio + Sigillatura	L453	Ordine di inserimento fermavetri	L489
Fissaggio C9T108: trasporto	L454	Ordine di inserimento fermavetri - C9K014	L490
Assemblaggio telaio C9K014 con squadrette	L455	Ordine di inserimento fermavetri - Anta	L491
Assemblaggio gocciolatoio	L457	Traverso: operazione per incollaggio vetro - Anta	L492
Assemblaggio incontro KU2068	L458	Traverso: operazione per incollaggio vetro - C9T108	L493
Lavorazione ed assemblaggio C9A027	L459	1 Binario (C9K017) - Tagli 45° - Incontro ridotto	L494
Lavorazione ed assemblaggio - Incontro ridotto	L460	Contenuto	L494
Contenuto	L460	Assemblaggio telaio C9K017 - Posizionamento isolamento BT6000	L495
Panoramica assemblaggio	L461	Assemblaggio telaio C9K017 - Per connessione angoli	L496
Operazione su anta scorrevole ed alzante scorrevole	L462	Assemblaggio telaio C9K017 - Fori per fissaggio C9T108	L497
Operazione su anta C9V101/C9V103 per squadrette - Spine coniche	L463	Panoramica drenaggio 3D - Telaio C9K017	L498
Operazione su anta C9V101/C9V103 per squadrette - Lato chiusura	L464	Panoramica drenaggio 2D - Telaio C9K017	L499
Operazione su profili verticali C9V107/C9V108/C9V109/C9V110 - Superiore ed inferiore	L465	Drenaggio C9K017 - Operazione J	L500
Drenaggio profilo anta C9V101/C9V103	L466	Drenaggio C9K017 - Operazione H - Opzione 1/2	L501
		Drenaggio C9K017 - Operazione H - Opzione 2/2	L502
		Drenaggio C9K017 - Operazione B	L503
		Drenaggio C9K017 - Operazione A+G	L504
		Drenaggio C9K017 - Operazione F	L505
		Drenaggio C9K017 - Operazione R	L506
		Assemblaggio valvola VS0107 su C9K017 - Inferiore	L507

Assemblaggio tappi di tenuta CO1116 su C9K017 - Inferiore - Alzante scorrevole	L508	Assemblaggio incontro, posizionamento TG3020	L554
Assemblaggio tappi di tenuta VS9417 su C9K017 - Inferiore	L509	Assemblaggio incontro su traverso C9V102	L555
Assemblaggio tappi di tenuta CO1114 su C9K017 - Superiore - Alzante scorrevole	L510	Assemblaggio incontro su traverso C9V102, rimozione di pezzi di posizionamento	L556
Lavorazione traverso C9T108	L511	Assemblaggio guarnizione RU4302 su KU2054	L557
Assemblaggio cavallotto TS9Z13	L512	Operazione C9A018 ed assemblaggio su traverso C9V102	L558
Assemblaggio cavallotto TS9Z14	L513	Assemblaggio guarnizione RU9706 - Inferiore	L559
Assemblaggio traverso C9T108	L514	Assemblaggio C9A122 - Centrale inferiore	L560
Fissaggio C9T108 per trasporto - C9T108	L515	Assemblaggio C9A122 - Centrale superiore	L561
Assemblaggio telaio C9K017 con squadrette - Eccentrici	L516	Operazione, posizionamento ed assemblaggio C9A040 e KU6004 - Verticale	L562
Assemblaggio telaio C9K017 con squadrette - Spine coniche	L517	Operazione, posizionamento ed assemblaggio C9A040 e KU6004 - Orizzontale superiore	L563
Assemblaggio telaio C9K017 con squadrette - HV4K01	L518	Operazione, posizionamento ed assemblaggio C9A040 e KU6004 - Orizzontale inferiore	L564
Assemblaggio KU2068 e KU6004 su C9T108	L519	Panoramica ferramenta alzante scorrevole	L565
Lavorazione su C9A027	L520	Operazione ed assemblaggio ZB0078 - Superiore - Alzante scorrevole	L566
Finitura C9K017 - con C9A010 - Inferiore	L521	Posizionamento ed assemblaggio VS9002	L567
Finitura C9K017 - con C9A010 - Laterale	L522	Assemblaggio VS9225 - Superiore lato maniglia	L568
Finitura C9K017 - con C9A010 - Verticale	L523	1 Binario fisso-apribile-fisso invertito (C9K017)	L569
Ordine di montaggio fermavetri 1 binario C9K017	L524	Contenuto	L569
Operazione rinforzo anta C9V109 per terminali VS9501/VS9502	L525	Panoramica assemblaggio	L570
1 Binario fisso-apribile-fisso invertito (C9K028)	L526	Operazioni C9K017 e assemblaggio isolamento BT6000	L571
Contenuto	L526	3D panoramica drenaggio: C9K017	L572
Panoramica assemblaggio	L527	2D panoramica drenaggio: C9K017	L573
Operazione C9K028 per ZB0078	L528	Drenaggio C9K017 - Parte 1	L574
3D panoramica drenaggio: C9K028 + KU2065	L529	Drenaggio C9K017 - Parte 2	L575
2D panoramica drenaggio: C9K028 + KU2065	L530	Drenaggio C9K017 - Parte 3	L576
Drenaggio C9K028 - Parte 1	L531	Drenaggio C9K017 - Parte 4	L577
Drenaggio C9K028 - Parte 2	L532	Drenaggio C9K017 - Parte 5	L578
Drenaggio C9K028 - Parte 3	L533	Drenaggio C9K017 - Parte 6	L579
Drenaggio C9K028 - Parte 4	L534	Drenaggio C9K017 - Parte 7	L580
Drenaggio C9K028 - Parte 5	L535	Drenaggio C9K017 - Parte 8	L581
Drenaggio C9K028 - Parte 6	L536	Drenaggio C9K017 - Parte 9	L582
Drenaggio C9K028 - Parte 7	L537	Operazione per C9K017	L583
Drenaggio C9A112	L538	3D - Posizionamento RU9706	L584
Isolamento del drenaggio KU2065 - A	L539	Operazione RU9706 per drenaggio	L585
Isolamento del drenaggio KU2065 - B	L540	Assemblaggio valvola VS0107 e profilo di isolamento KU2065 su C9K017 - Inferiore	L586
Isolamento del drenaggio KU2065 - C	L541	Posizionamento tappi di tenuta in C9K017 - Inferiore	L587
Vista 3D posizione RU9706	L542	Posizionamento CO1116 (alzante scorrevole) / CO1113 (scorrevole) - Inferiore	L588
Operazione su RU9706 per drenaggio	L543	Posizionamento CO1114 (alzante scorrevole) / CO1115 (scorrevole) - Superiore	L589
Assemblaggio valvola VS0107 e profilo di isolamento KU2065 su C9K028 - Inferiore	L544	Operazione traverso-anta C9V102-C9V104	L590
Assemblaggio tappi di tenuta su C9K028 - Inferiore	L545	Assemblaggio cavallotto per traverso	L591
Assemblaggio tappi di tenuta CO1210/11 su C9K028 - Inferiore	L546	Posizionamento cavallotto per traverso	L592
Assemblaggio tappi di tenuta CO1212 su C9K028 - Superiore	L547	Assemblaggio traverso su telaio C9K017	L593
Operazione traverso-anta C9V102-104	L548	Assemblaggio TS9Z05 su traverso e telaio C9K017	L594
Assemblaggio cavallotti per traversi	L549	Assemblaggio incontro, posizionamento TG3020	L595
Assemblaggio cavallotti	L550	Assemblaggio incontro su traverso C9V102	L596
Assemblaggio traverso su telaio C9K028	L551	Assemblaggio incontro su traverso C9V102, rimozione TG3020	L597
Assemblaggio TS9Z05 su traverso e telaio	L552	Assemblaggio guarnizioni RU4302 in KU2054	L598
Assemblaggio tappi di tenuta CO1210/11 - Inferiore	L553		

Operazione C9A008-C9A013 ed assemblaggio traverso C9V102	L599	Limiti di impiego - Incontro ridotto	N7
Posizionamento guarnizioni RU9706 in KU2065 - Inferiore	L600	2 Binari - Alzante scorrevole C9V107-C9V108+C9A016	N7
Posizionamento C9A110 - Inferiore centrale	L601	2 Binari - Alzante scorrevole C9V107-C9V110+C9A016	N8
Posizionamento C9A130 - Inferiore centrale	L602	2 Binari C9V109-C9V110+C9A016	N9
Operazione, posizionamento ed assemblaggio C9A040 e KU6004 - Verticale	L603	1 Binari C9V110-C9T108*C9A016-C9A027	N10
Posizionamento ed assemblaggio C9A040 e KU6004 - Orizzontale superiore	L604	1 Binari C9V108-C9T108*C9A016-C9A027	N11
Posizionamento ed assemblaggio C9A040 e KU6004 - Orizzontale inferiore	L605	Pagine di riferimento rapido	N12
Operazione ed assemblaggio ZB0078 - Superiore	L606	Drenaggio 2 binari - Tagli 45°	N12
Posizionamento ed assemblaggio SV9002	L607	Drenaggio 3 binari - Tagli 45°	N13
Operazione VS9225 - Superiore	L608	Modulo d'ordine per telaio vulcanizzato	
SOGLIA RIBASSATA	M1	RU0007	N14
Configurazioni	M3	Modulo d'ordine per telaio vulcanizzato	
Accessori	M4	RU0009	N15
Profilati scala 1:1	M5	Valori Uw - Finestre	N16
D1110000	M5	Info - 2018-019	N17
D3110000	M5	CONDIZIONI GENERALI DI VENDITA O1	
D3110001	M5		
Sezioni	M6		
2 Ante apribili - Alzante scorrevole - Inferiore interno	M6		
2 Ante apribili - Alzante scorrevole - Inferiore esterno	M7		
2 Ante - Alzante scorrevole fisso e apribile - Inferiore interno	M8		
2 Ante - Alzante scorrevole fisso e apribile - Inferiore esterno	M9		
2 Ante apribili - Alzante scorrevole - Centrale	M10		
2 Ante - Alzante scorrevole fisso e apribile - Centrale	M11		
2 Ante apribili - Alzante scorrevole - Laterale	M12		
2 Ante apribili - Alzante scorrevole - Laterale interno	M13		
2 Ante apribili - Alzante scorrevole - Laterale esterno	M14		
Distinte di taglio	M15		
2 Binari - 2 Ante - Alzante scorrevole - Telaio 90°	M15		
Lavorazioni	M18		
Lavorazione telaio montante per soglia D1110000	M18		
Lavorazione scarico acqua "lato bagnato"	M19		
Drenaggio "lato bagnato"	M20		
Lavorazione scarico acqua "lato coperto"	M21		
Adattamento accessori esistenti	M22		
Assemblaggio montante-tappo-soglia D1110000	M23		
Lavorazione raccogli condensa interno	M24		
Lavorazione drenaggio su profilato D3110000	M25		
Applicazione tappo centrale	M26		
ALLEGATI	N1		
Consigli utilizzo profili bi-metal	N2		
Limiti di impiego - Alzante scorrevole	N3		
2 Binari - Alzante scorrevole	N3		
2 Binari - Alzante scorrevole - Incontro rinforzato	N4		
2 Binari - Alzante scorrevole con 4 parti	N5		
1 Binario - Alzante scorrevole	N6		

012.....	C9	C9A020.....	B38	CO2077	E19	GC0335	D15
39R506.....	E10	C9A022.....	B36	CO2167	E30	GC0337	D15
39R507.....	E10	C9A023.....	B37	CO2191	E19	GC0340	D15
39R508.....	E10	C9A026.....	B42	CO2206	F20	GC0342	D15
71C011	E7	C9A027.....	B43	CO2277	E19	GC0345	D15
71C030.....	E18	C9A030.....	B37	CO2279	E30	GC0347	D15
71P003.....	E31	C9A040.....	B38	CO2305	E23	GC0350	D15
71P010.....	E30	C9A100.....	B49	CO2306	E23	GC2010.....	D15
71R200.....	E12	C9A110.....	B41	CO2311	E23	GC2015.....	D15
71R520.....	E9	C9A112.....	B40	CO2317	F20	GC2020.....	D15
71R521.....	E9	C9A122.....	B40	CO2318	F20	GC2025.....	D15
71R522.....	E9	C9A130.....	B41	CO3001.....	C4	GC2030.....	D15
79G501.....	G25	C9A200.....	B39	CO3003.....	C4	GC2310.....	D16
79G503.....	G25	C9A202.....	B39	CYL102.....	F17	GC2312.....	D16
79G504.....	G25	C9C002.....	B46	CYL314.....	F5	GC2315.....	D16
79G509.....	G25	C9C004.....	B34	CYL318.....	F17	GC2317.....	D16
79G605.....	G25	C9K014.....	B18	D1110000	M5	GC2320.....	D16
79G606.....	G25	C9K017.....	B17	D3110000	M5	GC2322.....	D16
79G607.....	G25	C9K018.....	B17	D3110001	M5	GC2325.....	D16
79G611.....	G26	C9K024.....	B18	D4076010.....	M4	GC2327.....	D16
79G612.....	G26	C9K025.....	B19	D4110000	M4	GC2330.....	D16
79G622.....	G26	C9K026.....	B19	D4110001	M4	GC2332.....	D16
82L538.....	F12	C9K027.....	B20	D5110000	G5	GC2335.....	D16
210-003	E9	C9K028.....	B23	DHA020	F16	GC2337.....	D16
210-055	E9	C9K035.....	B22	DHA031	F16	GC2340.....	D16
210-408	E15	C9K121.....	B21	DHA034	F16	GC2342.....	D16
210-409	E15	C9K124.....	B20	GC0003.....	D15	GC2345.....	D16
213-006	E11	C9K131.....	B22	GC0007.....	D15	GC2347.....	D16
213-008	E11	C9K134.....	B21	GC0007.....	D16	GC2350.....	D16
215-008	B30	C9K200.....	B23	GC0010.....	D15	GC2352.....	D16
541-000	G25	C9T108.....	B25	GC0012.....	D15	GC2355.....	D16
559-017	G25	C9T210.....	B24	GC0012.....	D16	GC2357.....	D16
590-002	G25	C9V101.....	B26	GC0015.....	D15	GC2360.....	D16
703-575	E22	C9V102.....	B26	GC0015.....	D16	GC2362.....	D16
778-500	E7	C9V107.....	B27	GC0017.....	D15	GC2703.....	D15
778-951	G25	C9V108.....	B27	GC0017.....	D16	GC2707.....	D15
9146.....	G25	C9V109.....	B28	GC0020.....	D15	GC2710.....	D16
92616.....	E31	C9V110.....	B28	GC0020.....	D16	GC2712.....	D16
93082.....	E16	C9V151.....	B29	GC0022.....	D15	GC2715.....	D16
93083.....	E16	C9V152.....	B29	GC0022.....	D16	GC2717.....	D16
93084.....	E16	CO0101	E18	GC0025.....	D15	GC2720.....	D16
93085.....	E16	CO0132	E27	GC0025.....	D16	GC2722.....	D16
93086.....	E16	CO1103	E22	GC0027.....	D15	GC2725.....	D16
97274.....	G25	CO1105	E23	GC0027.....	D16	GC2727.....	D16
400024.....	G25	CO1111	E24	GC0030.....	D15	GC2730.....	D16
BT0009.....	E20	CO1114.....	E24	GC0030.....	D16	GC2732.....	D16
BT6000.....	E20	CO1116.....	E24	GC0032.....	D15	GC2735.....	D16
BT6019.....	E20	CO1118.....	E28	GC0032.....	D16	GC2737.....	D16
BT6043.....	E21	CO1125	E28	GC0303.....	D15	GF2317.....	D16
BT6055.....	E21	CO1211	E24	GC0307.....	D15	GF2320.....	D16
BT6060.....	E21	CO1212	E24	GC0310.....	D15	GF5312.....	D15
BT6061.....	E21	CO1214	E25	GC0312.....	D15	GF5315.....	D15
BT6062.....	E21	CO1217	E25	GC0315.....	D15	GF5317.....	D15
C9A003.....	B45	CO1218	E25	GC0317.....	D15	GF5320.....	D15
C9A004.....	B44	CO1221	B34	GC0320.....	D15	GF5325.....	D15
C9A005.....	B44	CO1224	E32	GC0322.....	D15	GF5330.....	D15
C9A010.....	B35	CO1226	E32	GC0325.....	D15	GF5335.....	D15
C9A012.....	B36	CO1227	E33	GC0327.....	D15	GF5345.....	D15
C9A016.....	B42	CO1229	E33	GC0330.....	D15	GR2317.....	D16
C9A018.....	B35	CO1230	E33	GC0332.....	D15	GR2320.....	D16

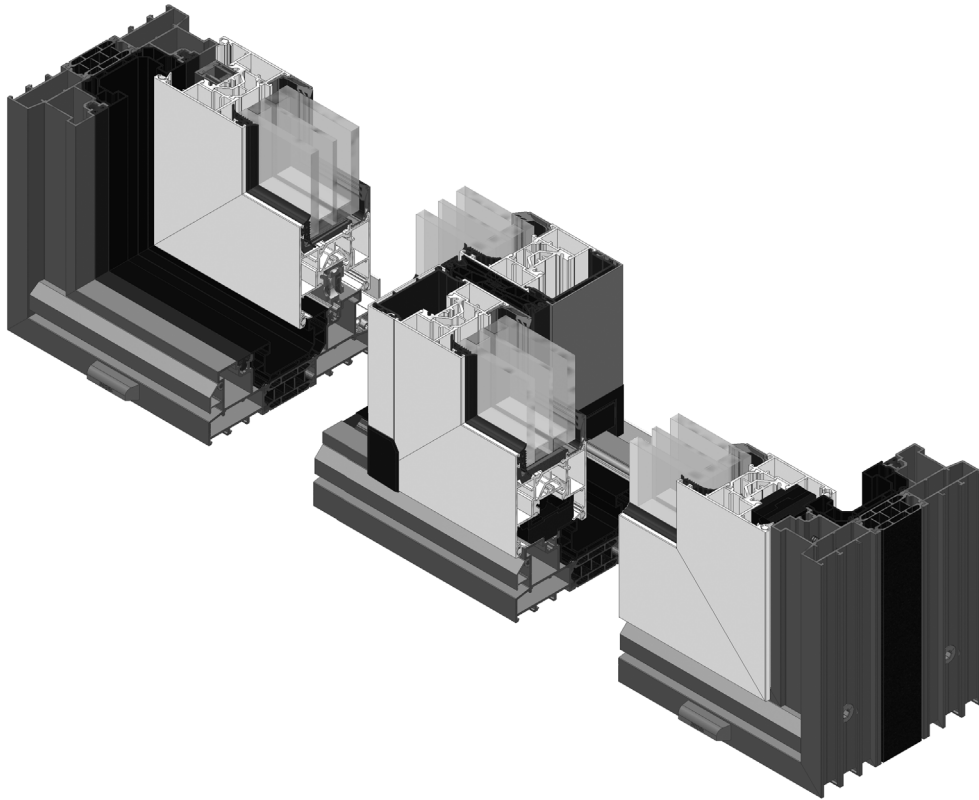
GR2327	D16	SVS9410	M4	VS9208	E18	Z9D004	C18
GR2330	D16	TA9146	G26	VS9225	E25	Z9D005	C18
GR5312	D15	TG3020	G24	VS9414	E26	Z9D006	C18
GR5315	D15	TG4118	G15	VS9415	E26	Z9D007	C18
GR5317	D15	TG4118 + OG0557	G18	VS9416	E26	Z9D008	C18
GR5320	D15	TG4119	G19	VS9417	E26	Z9D009	C18
GR5325	D15	TG4122	G21	VS9418	E26	Z9D010	C18
GR5327	D15	TG4156	G23	VS9501	E33	Z9D220	C17
GR5330	D15	TG4157	G9	VS9502	E34	Z9D221	C17
GR5335	D15	TG6020	G26	VS9956	E27	ZB0029	F19
GR5345	D15	TG6021	G26	VS9957	E27	ZB0030	F19
HLH301	F15	TG6022	G26	VS9975	E32	ZB0031	F19
HLH302	F15	TG6023	G26	VS9977	E32	ZB0032	F19
HLH304	F15	TG6025	G26	VS9999	E27	ZB0038	F12
HV0G05	E5	TG6026	G26	Z9A001	C7	ZB0038	F18
HV0G06	E5	TG6027	G26	Z9A002	C7	ZB0053	F20
HV0H01	E5	TG9011	G25	Z9A016	C3	ZB0054	F20
HV1H04	E4	TG9013	G25	Z9A030	C5	ZB0071	F17
HV2H01	E3	TS2H04	E8	Z9A066	C3	ZB0072	F18
HV2H06	E3	TS2H06	E34	Z9A068	C9	ZB0073	F16
HV2H17	E3	TS2H08	E34	Z9A069	C4	ZB0074	F16
HV2H18	E3	TS2R03	E6	Z9A075	C9	ZB0075	F16
HV2H19	E3	TS9N03	E8	Z9A077	C19	ZB0076	F16
HV2N03	E3	TS9R00	E6	Z9A078	C19	ZB0078	F18
HV4K00	E8	TS9Z05	E8	Z9A079	C19	ZB0079	F19
HV4K01	E8	TS9Z13	E35	Z9A080	C19	ZB0080	F15
KM0001	G26	TS9Z14	E35	Z9A081	C19	ZB0081	F15
KM0002	G26	TS9Z15	E35	Z9A082	C19	ZB0082	F16
KM0003	G26	VS0104	E22	Z9A110	C16	ZB0083	F16
KU2028	B30	VS0107	E22	Z9A162	C10	ZB0090	F18
KU2035	B31	VS1132	E28	Z9A168	C11	ZB0091	F19
KU2054	B32	VS2404	E27	Z9A170	C10	ZB0092	F18
KU2065	B31	VS3000	E18	Z9A170	C12	ZB0093	F17
KU2068	B33	VS4036	E30	Z9A171	C10	ZB0094	F17
KU2071	B32	VS4037	E30	Z9A511	C8	ZB0095	F17
KU5001	E20	VS4125	E25	Z9A521	C7	ZB0096	F17
KU5004	E20	VS5126	E16	Z9A525	C6	ZB0098	F18
KU6004	E13	VS5130	E16	Z9A526	C8	ZB0099	F17
RU0002	E10	VS5136	E17	Z9A527	C8		
RU0004	E10	VS5142	E17	Z9A905	C3		
RU0007	E10	VS5144	E17	Z9C005	C5		
RU0009	E10	VS5145	E17	Z9C008	C20		
RU0121	E13	VS5152	E16	Z9C010	C12		
RU1000	E9	VS5153	E16	Z9C011	C12		
RU1027	E9	VS5154	E16	Z9C012	C13		
RU4302	E11	VS5155	E16	Z9C013	C13		
RU7022	E10	VS5156	E16	Z9C014	C13		
RU7023	E10	VS5162	E16	Z9C015	C14		
RU9022	E12	VS5163	E16	Z9C016	C14		
RU9079	E14	VS5164	E16	Z9C017	C14		
RU9160	E13	VS5165	E16	Z9C018	C15		
RU9165	E13	VS5166	E16	Z9C020	C15		
RU9704	E13	VS5184	E17	Z9C021	C15		
RU9706	E14	VS5186	E22	Z9C022	C16		
SCG641	F19	VS5187	E23	Z9C030	C5		
SCJ520	E35	VS8001	E28	Z9C046	C16		
SCZ003	E7	VS8002	E28	Z9C048	B47		
SSCA604	M4	VS8003	E28	Z9C049	B47		
SV2126	F19	VS8004	E29	Z9C050	B48		
SV9002	F20	VS8011	E29	Z9D002	C18		
SV9003	F20	VS8012	E29	Z9D003	C18		

Informazioni di sistema

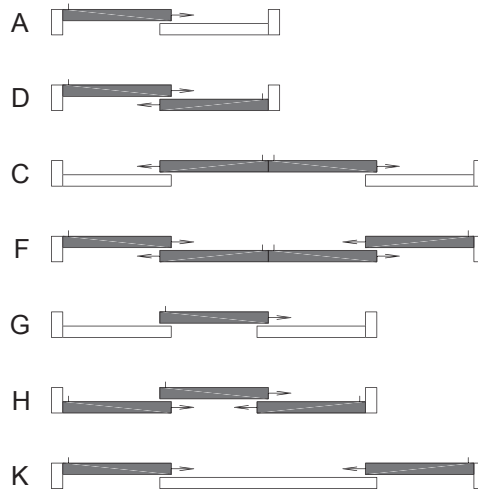
Contenuto

Informazioni di sistema	A1
2 Binari - Taglio a 45°	A2
2 Binari - Taglio a 90°	A4
3 Binari - Taglio a 90°	A6
1 Binario - Taglio a 45°	A8
1 Binario invertito per vetro fino a 73 mm	A10
Opzioni termiche	A12
2 binari	A12
1 binario	A13
1 binario invertito	A14
1 binario invertito per vetri fino a 73 mm	A15
Minergie	A16
Direttive generali	A17
Risultati dei test	A19

2 Binari - Taglio a 45°



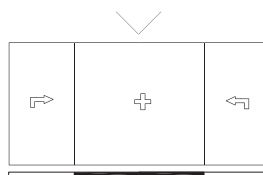
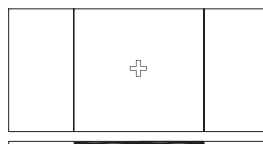
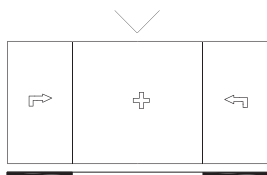
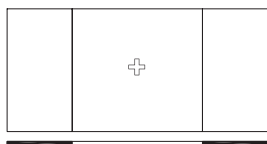
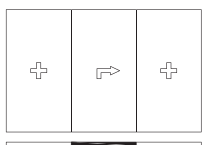
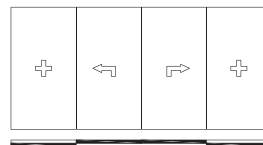
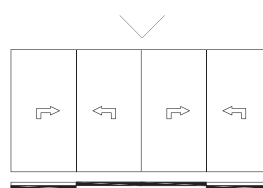

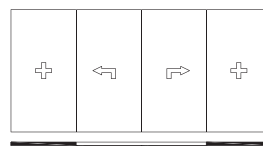
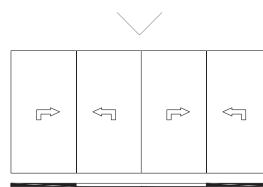

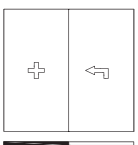
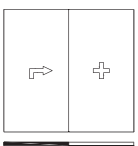
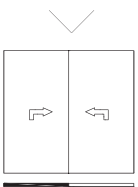

Prodotto:	Sistema termicamente isolato per alzanti scorrevoli con una sezione sottile.
Applicazioni / uso:	Parti trasparenti e opache della facciata esterna per le esigenze più elevate.
Possibilità:	Adatto per ambienti riscaldati e per tutti i tipi di edifici. Secondo la norma di prodotto EN 14351-1.
Funzioni:	Protezione dal calore, protezione climatica, protezione acustica, ventilazione.
Dimensioni telaio:	160 mm
Dimensioni ante:	70 mm
Altezza nodi:	Telaio + anta: 133-143 mm, centrale: 92 mm.
Riempimenti:	Tutti i tipi di riempimenti trasparenti e opachi da 5 fino a 53 mm.
Tipi di apertura:	



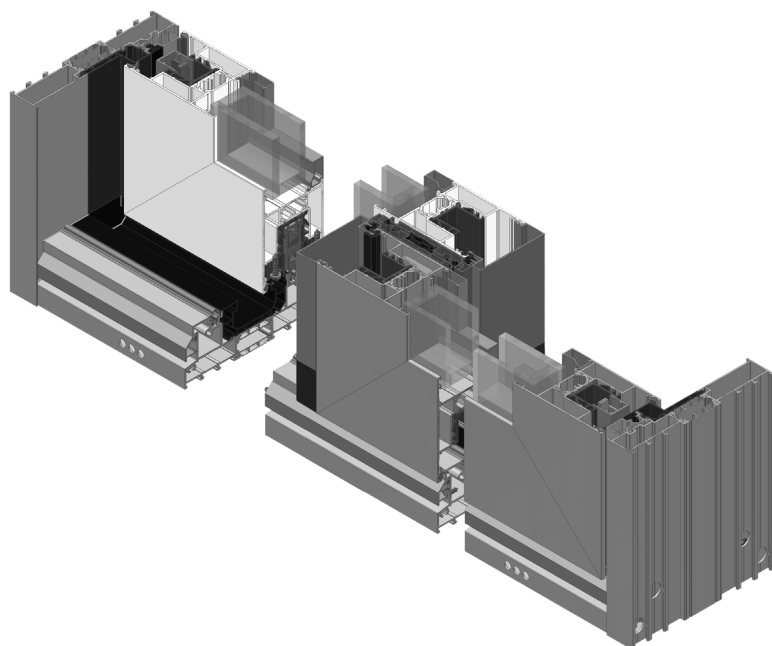
Superfici:	Verniciate a polvere o anodizzate.
Drenaggio:	Cappetta di drenaggio sulla parte bassa del telaio o drenaggio nascosto.
Opzioni:	Sistema modulare per miglioramento termico secondo le necessità. Profilati di finitura. Profilati di rinforzo.
Opzioni ferramenta:	Scelta di diverse maniglie. Vedi capitolo ferramenta.

2 Binari - Taglio a 45°

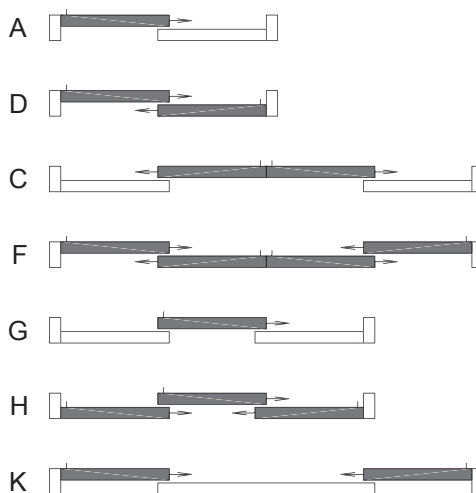
Varianti:



2 Binari - Taglio a 90°



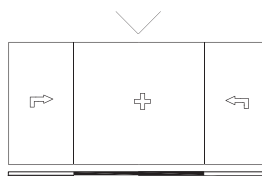
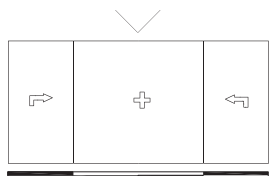
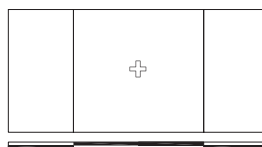
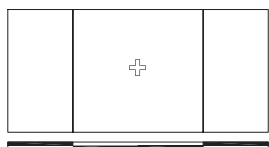
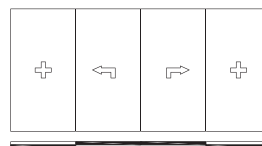
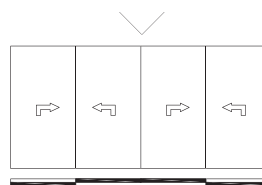
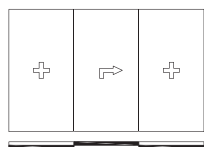

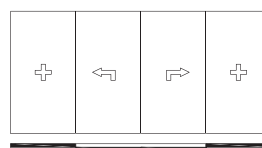
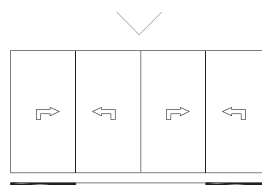

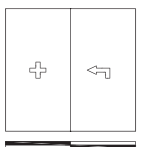
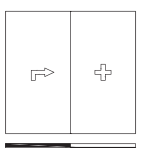
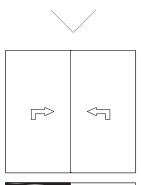
Prodotto:	Sistema termicamente isolato per alzanti scorrevoli con una sezione sottile.
Applicazioni / uso:	Parti trasparenti e opache della facciata esterna per le esigenze più elevate.
Possibilità:	Adatto per ambienti riscaldati e per tutti i tipi di edifici. Secondo la norma di prodotto EN 14351-1.
Funzioni:	Protezione dal calore, protezione climatica, protezione acustica, ventilazione.
Dimensioni telaio:	160 mm
Dimensioni ante:	70 mm
Altezza nodi:	Telaio + anta: 122-143 mm, centrale: 92 mm.
Riempimenti:	Tutti i tipi di riempimenti trasparenti e opachi da 5 fino a 53 mm.
Tipi di apertura:	



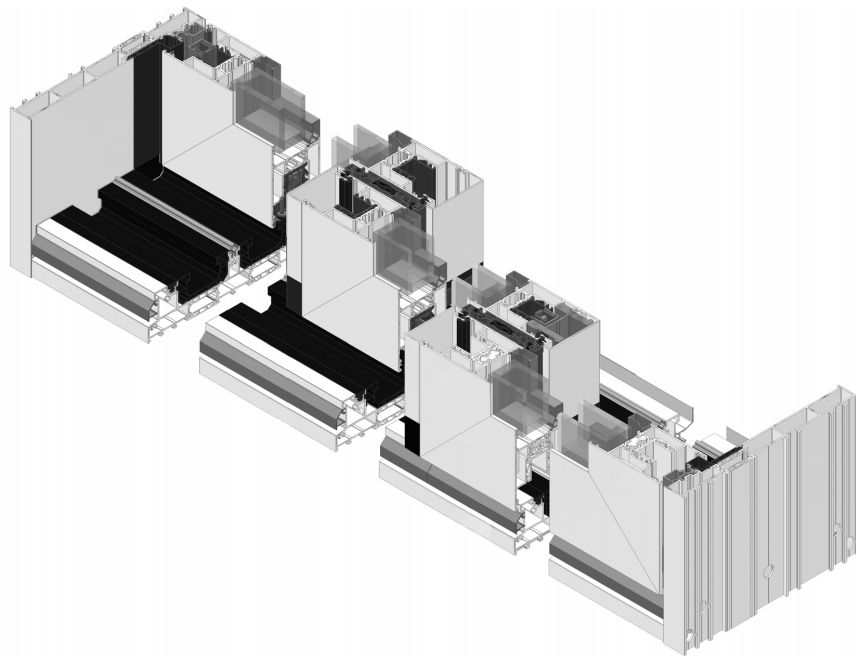
Superfici:	Verniciate a polvere o anodizzate.
Drenaggio:	Cappetta di drenaggio sulla parte bassa del telaio o drenaggio nascosto.
Opzioni:	Sistema modulare per miglioramento termico secondo le necessità. Profilati di finitura. Profilati di rinforzo.
Opzioni ferramenta:	Scelta di diverse maniglie. Vedi capitolo ferramenta.

2 Binari - Taglio a 90°

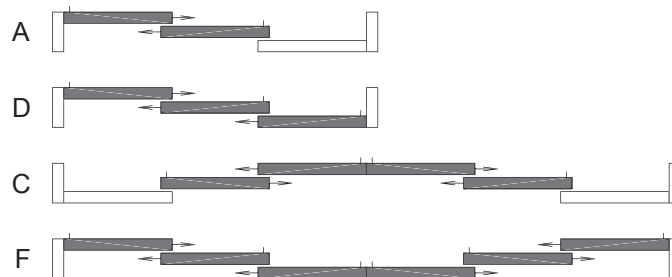
Varianti:



3 Binari - Taglio a 90°



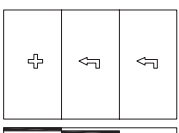
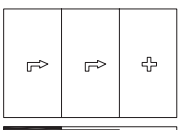
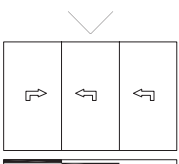
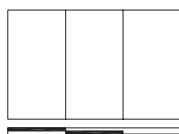
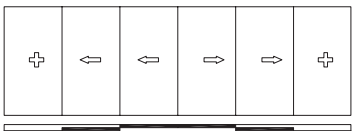
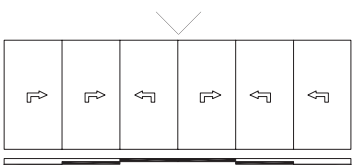
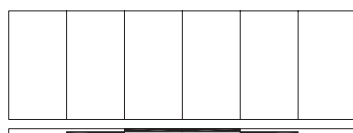
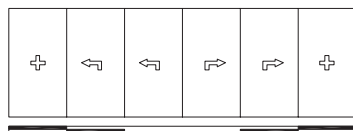
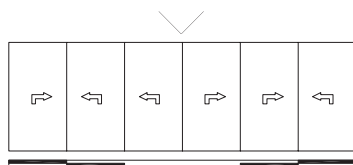

Prodotto:	Sistema termicamente isolato per alzanti scorrevoli con una sezione sottile.
Applicazioni / uso:	Parti trasparenti e opache della facciata esterna per le esigenze più elevate.
Possibilità:	Adatto per ambienti riscaldati e per tutti i tipi di edifici. Secondo la norma di prodotto EN 14351-1.
Funzioni:	Protezione dal calore, protezione climatica, protezione acustica, ventilazione.
Dimensioni telaio:	255 mm
Dimensioni ante:	70 mm
Altezza nodi:	Telaio + anta: 122-143 mm, centrale: 92 mm.
Riempimenti:	Tutti i tipi di riempimenti trasparenti e opachi da 5 fino a 53 mm.
Tipi di apertura:	



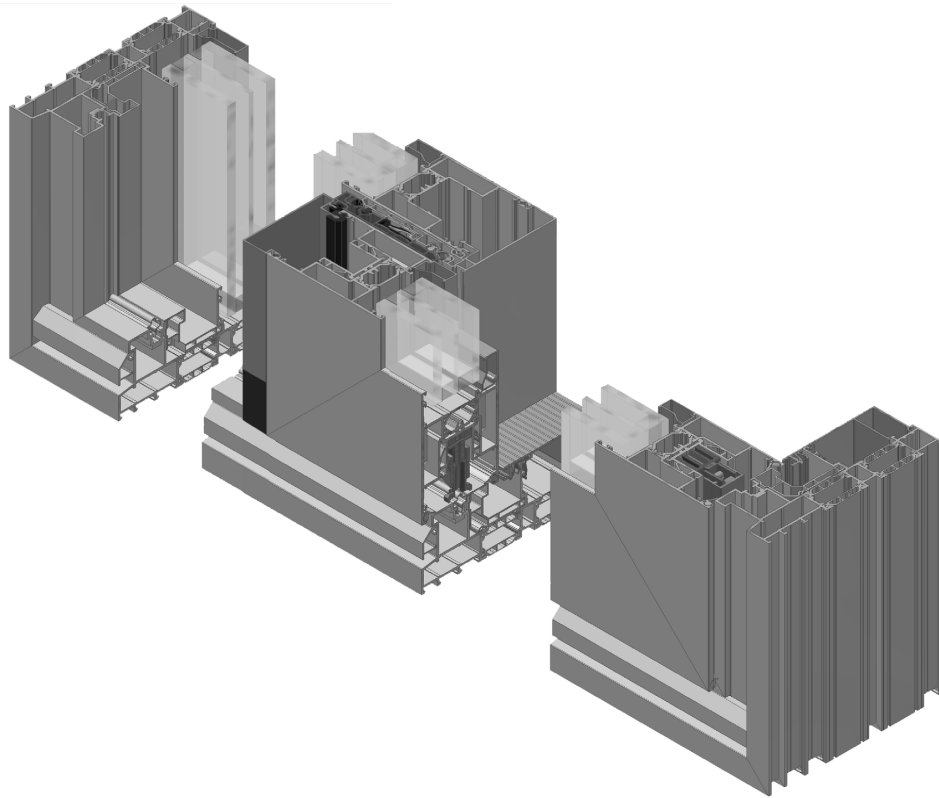
Superfici:	Verniciate a polvere o anodizzate.
Drenaggio:	Cappetta di drenaggio sulla parte bassa del telaio o drenaggio nascosto.
Opzioni:	Sistema modulare per miglioramento termico secondo le necessità. Profilati di finitura. Profilati di rinforzo.
Opzioni ferramenta:	Scelta di diverse maniglie. Vedi capitolo ferramenta.

3 Binari - Taglio a 90°

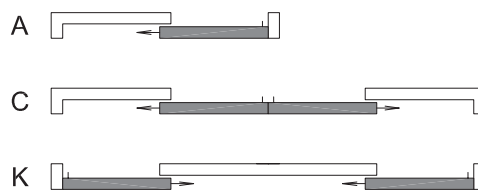
Varianti:



1 Binario - Taglio a 45°



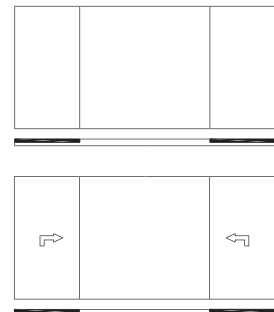
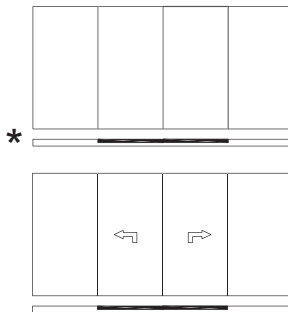
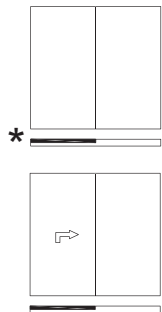
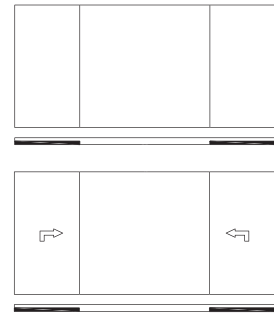
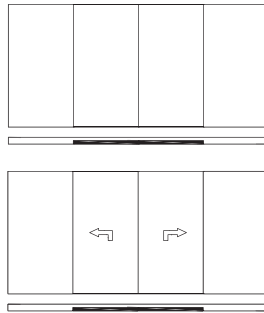

Prodotto:	Sistema termicamente isolato per alzanti scorrevoli con una sezione sottile.
Applicazioni / uso:	Parti trasparenti e opache della facciata esterna per le esigenze più elevate.
Possibilità:	Adatto per ambienti riscaldati e per tutti i tipi di edifici. Secondo la norma di prodotto EN 14351-1.
Funzioni:	Protezione dal calore, protezione climatica, protezione acustica, ventilazione.
Dimensioni telaio:	160 mm
Dimensioni ante:	70 mm
Altezza nodi:	Fisso: 53-59 mm, telaio + anta: 133-143 mm, centrale: 92 mm.
Riempimenti:	Tutti i tipi di riempimenti trasparenti e opachi da 5 fino a 53 mm.
Tipi di apertura:	



Superfici:	Verniciate a polvere o anodizzate.
Drenaggio:	Cappetta di drenaggio sulla parte bassa del telaio o drenaggio nascosto.
Opzioni:	Sistema modulare per miglioramento termico secondo le necessità. Profilati di finitura. Profilati di rinforzo.
Opzioni ferramenta:	Scelta di diverse maniglie. Vedi capitolo ferramenta.

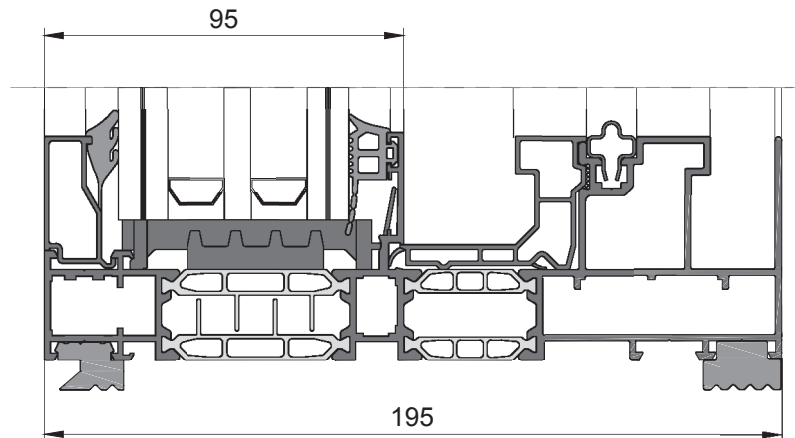
1 Binario - Taglio a 45°

Varianti:



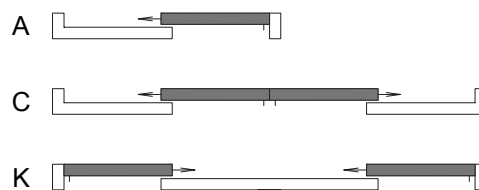
*Anta interna, vedere pagina H45

1 Binario invertito per vetro fino a 73 mm (*)



Prodotto:	Sistema termicamente isolato per alzanti scorrevoli con una sezione sottile.
Applicazioni / uso:	Parti trasparenti e opache della facciata esterna per le esigenze più elevate.
Possibilità:	Adatto per ambienti riscaldati e per tutti i tipi di edifici. Secondo la norma di prodotto EN 14351-1.
Funzioni:	Protezione dal calore, protezione climatica, protezione acustica, ventilazione.
Dimensioni telaio:	195 mm
Dimensioni ante:	70 mm
Altezza nodi:	Fisso: 59 mm, telaio + anta: 133-143 mm, centrale: 92 mm.
Riempimenti:	Tutti i tipi di riempimenti trasparenti e opachi da 5 fino a 53 mm (anta); da 28 fino a 73 mm (telaio).

Tipi di apertura:



Superfici:	Verniciate a polvere o anodizzate.
Drenaggio:	Cappetta di drenaggio sulla parte bassa del telaio o drenaggio nascosto.
Opzioni:	Sistema modulare per miglioramento termico secondo le necessità. Profilati di finitura. Profilati di rinforzo.
Opzioni ferramenta:	Scelta di diverse maniglie. Vedi capitolo ferramenta.

1 Binario invertito per vetro fino a 73 mm (*)

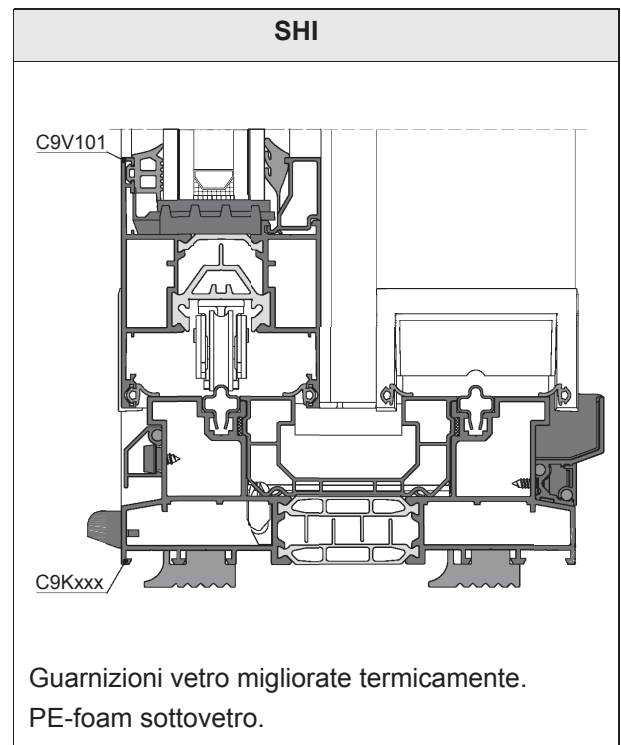
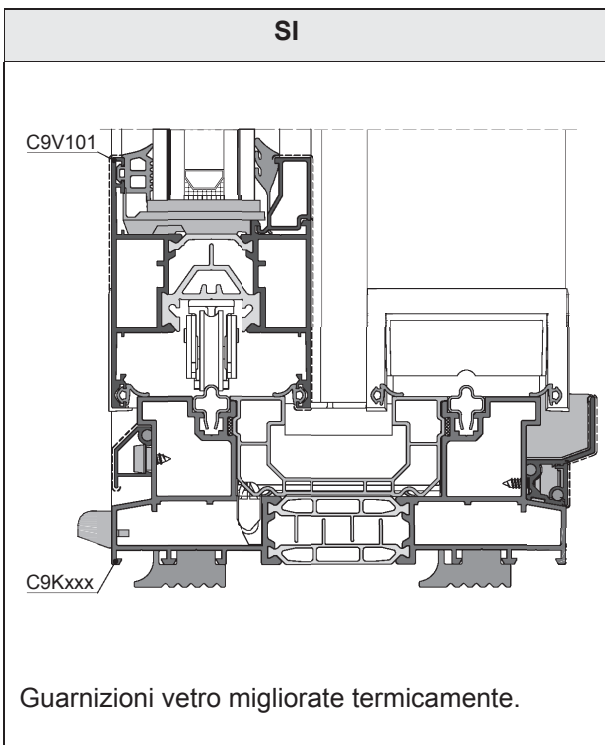
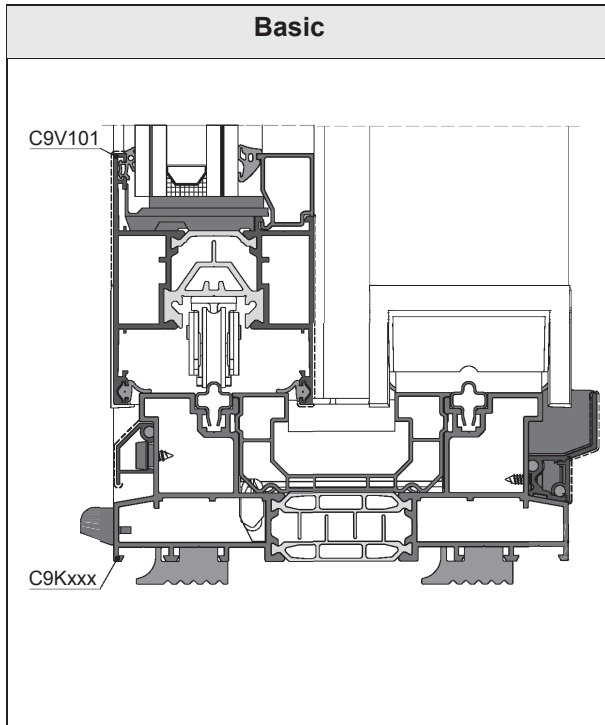
Varianti:



Nota: anta interna, telaio C9K200.

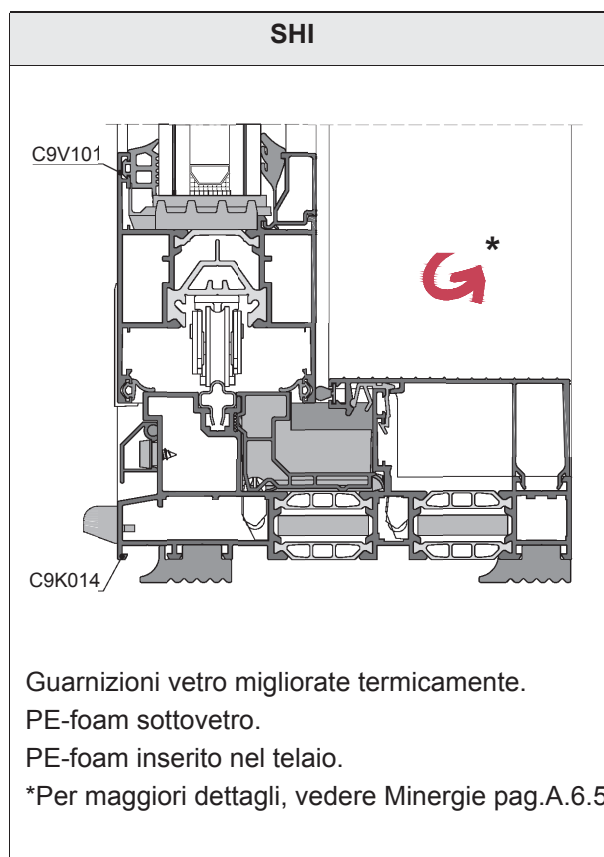
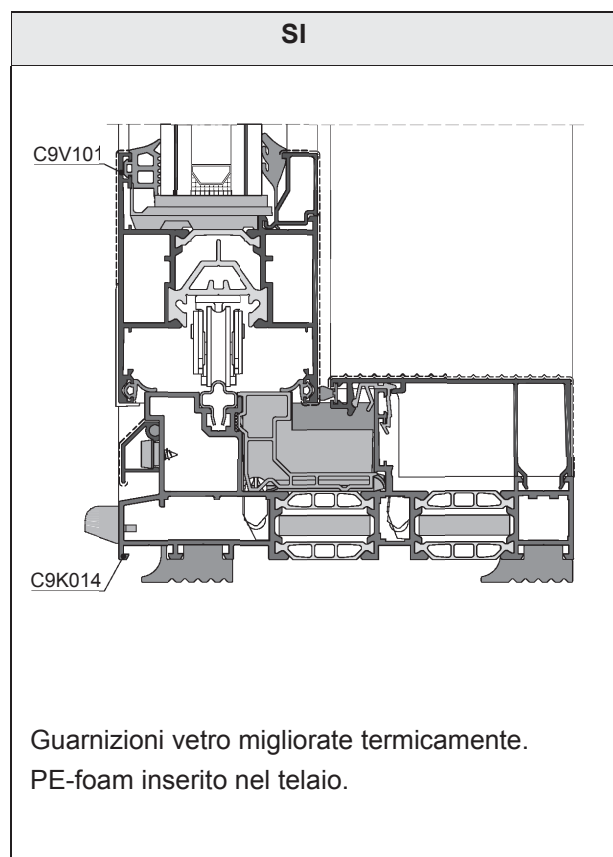
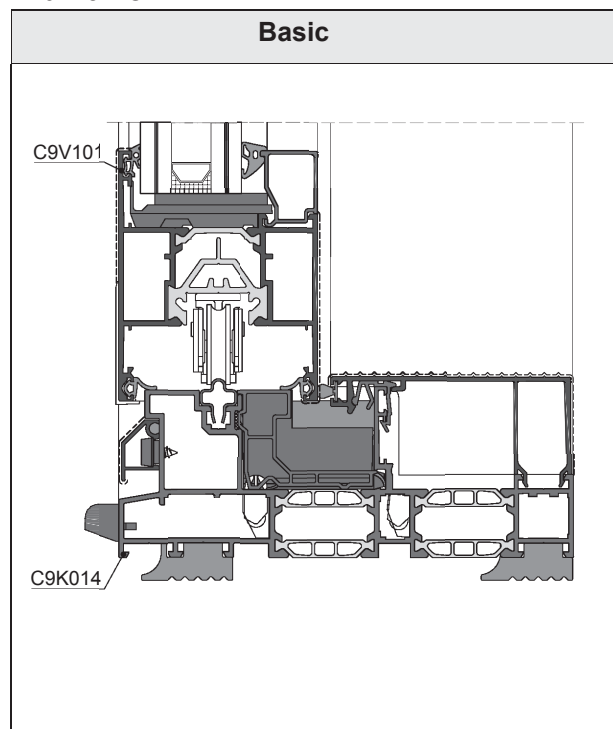
Opzioni termiche

2 binari



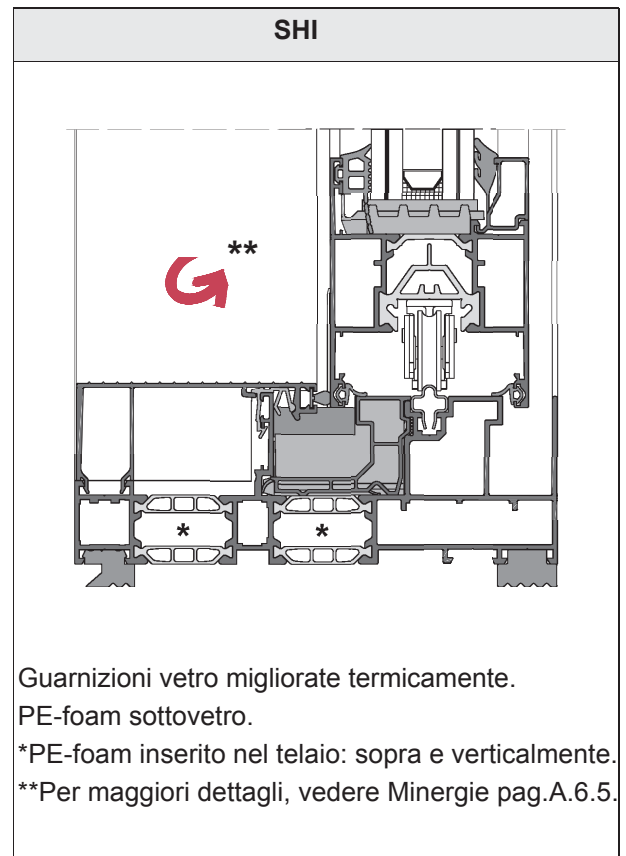
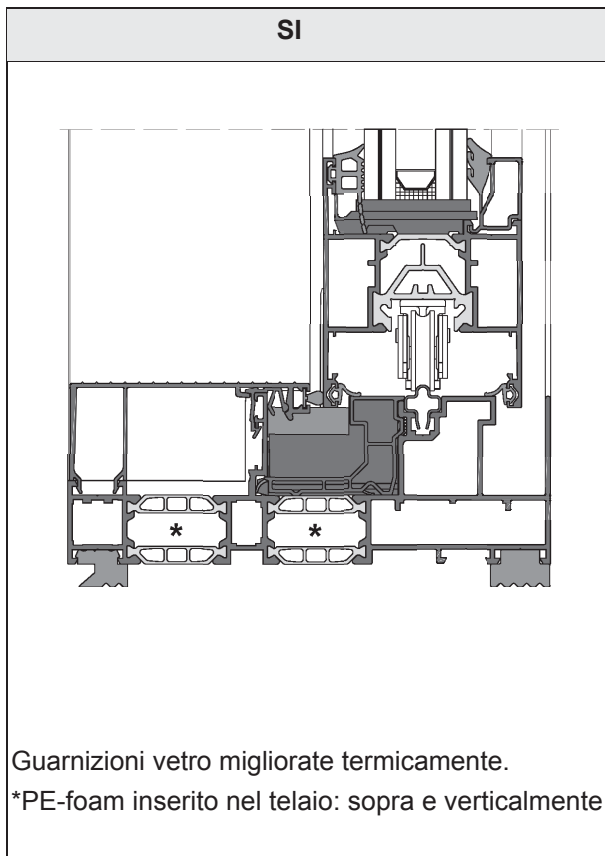
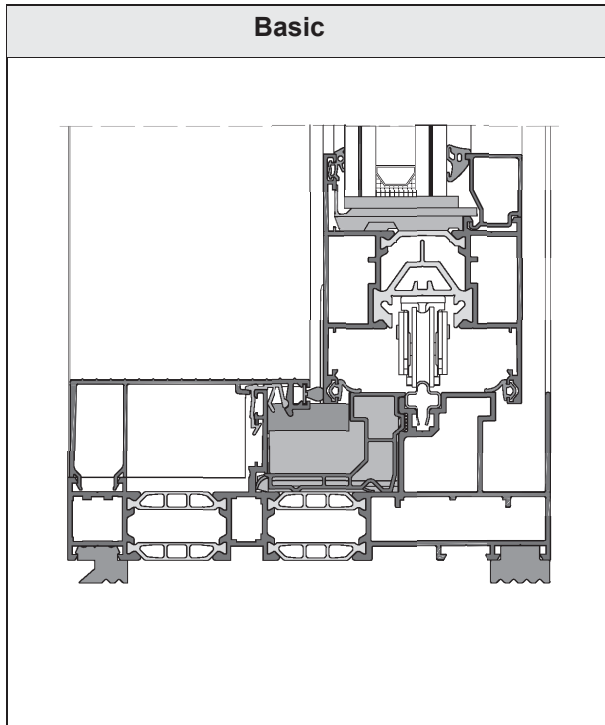
Opzioni termiche

1 binario



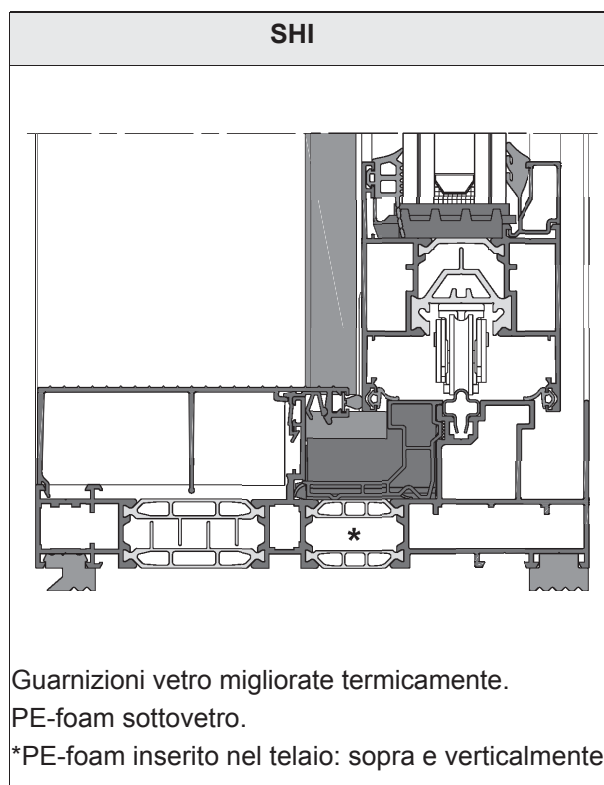
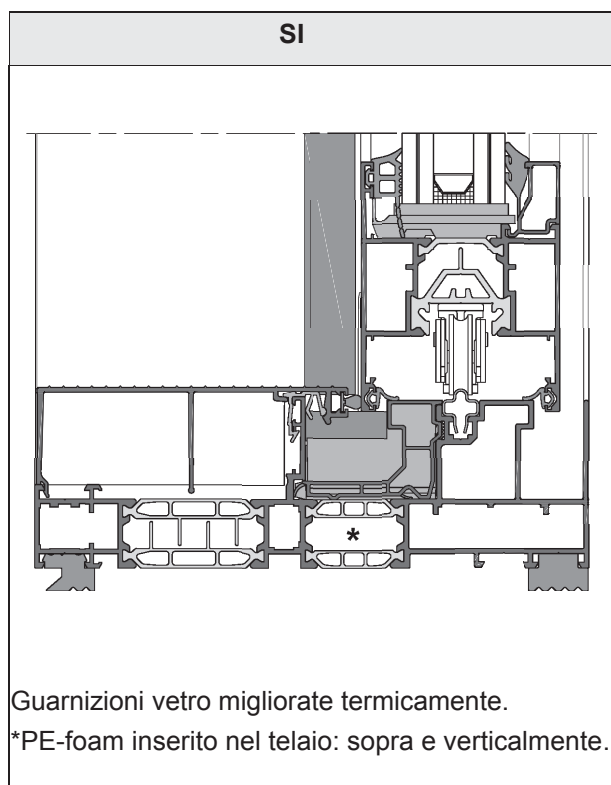
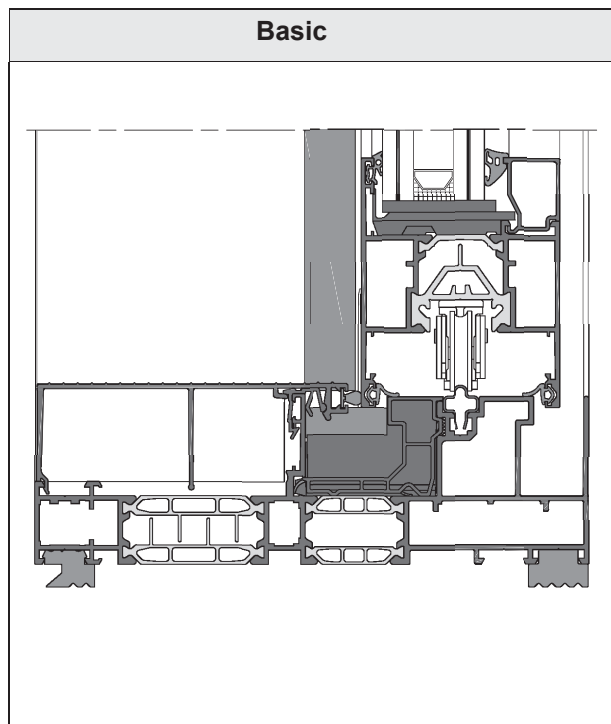
Opzioni termiche

1 binario invertito



Opzioni termiche

1 binario invertito per vetri fino a 73 mm



Minergie



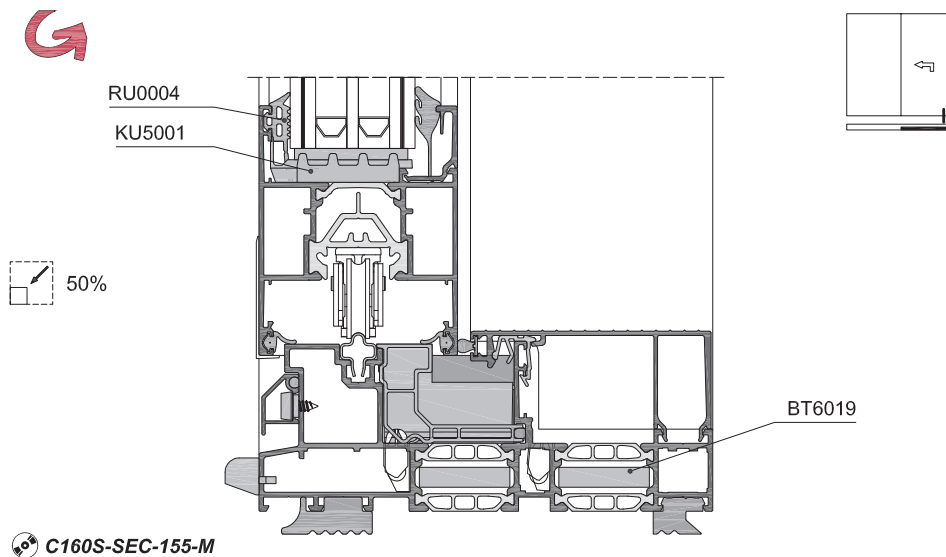
GENERALE:

Minergie® è un marchio di sostenibilità per edifici nuovi e ristrutturati. Il comfort è il cuore di Minergie®: il comfort degli utenti che vivono o lavorano nell'edificio. Un livello salutare di comfort è reso possibile da involucri edilizi di alta qualità e dal continuo rinnovo dell'aria. Il consumo specifico di energia è utilizzato come indicatore principale per quantificare la qualità dell'edificio richiesta. In questo modo, può essere garantita una valutazione affidabile. Solo l'energia finale consumata è rilevante. Lo standard Minergie® è ampiamente accettato. Ci sono molte ragioni per questo, il più importante l'approccio orientato all'obiettivo: se costruttori e progettisti - in altre parole architetti e ingegneri possono raggiungere lo standard, hanno completa libertà sia nella progettazione che nella scelta dei materiali e anche nella loro scelta di strutture edilizie interne ed esterne.

MINERGIE PER SCORREVOLI:

Uw dovrebbe essere $< 1.0 \text{ W/m}^2\text{K}$, secondo le seguenti condizioni:

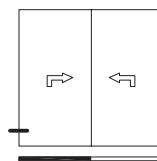
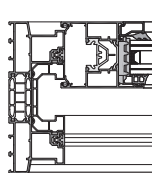
- Dimensioni BxH: 4.5x2.3 m (dimensioni telaio esterno)
- Ug: $0.7 \text{ W/m}^2\text{K}$
- Superficie del vetro $>75\%$



Direttive generali

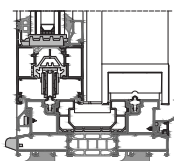
- All'esterno significa sempre sotto l'orizzontale e sinistra della sezione verticale

Interno

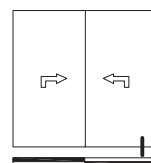


Esterno

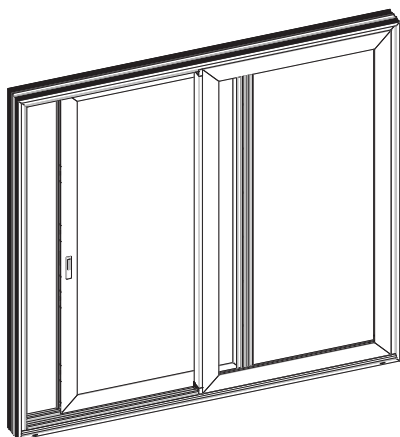
Esterno



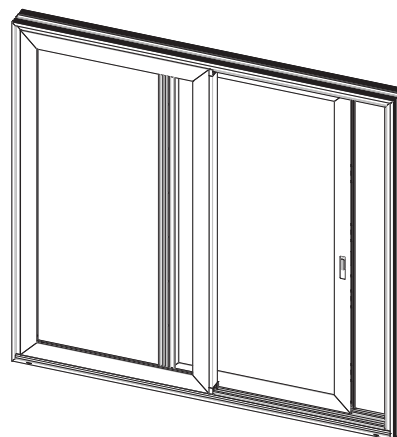
Interno



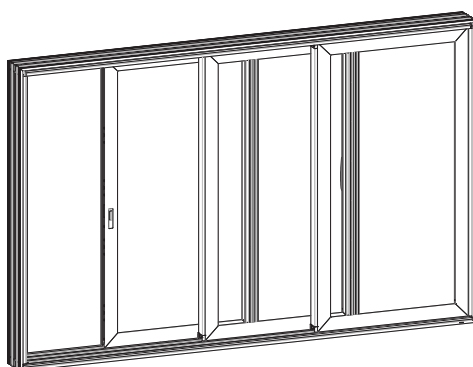
- Le ante presenti nel catalogo rappresentano la parte di 'sinistra' secondo la norma EN 12519: 2004.



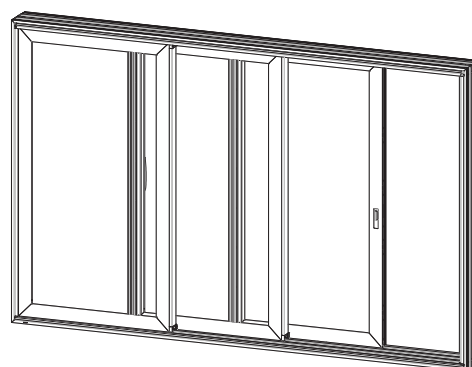
Sinistra in accordo alla EN 12519:2004. Default per catalogo.



Destro in accordo alla EN 12519:2004.



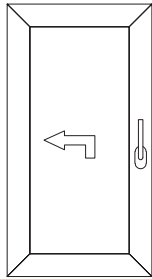
Sinistra in accordo alla EN 12519:2004. Default per catalogo.



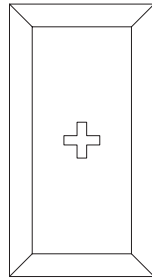
Destro in accordo alla EN 12519:2004.

Direttive generali

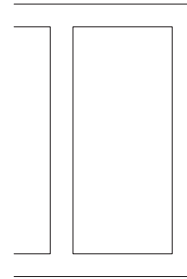
3. Applicazioni



Anta alzante-scorrevole








Anta fissa






Vetro fisso

Risultati dei test

DOCUMENTO		PAESE		NUMERO
Approvazione tecnica		Belgio Paesi Bassi		ATG N-2872
TIPO DI FINESTRA	DIMENSIONI W X H (MM)	RISULTATI		TEST ISTITUTO NUMERO DOCUMENTO
TEST FUNZIONALI				
  	2 binari alzante scorrevole C9K024 (con RU0121)	2400 x 2400	4, E900, C3 (EN12207, EN12208, EN12210)	WTCB NB 1136 CAR 16030
	1 binario alzante-scorrevole C9K014	2400 x 2400	4, 9A, C3 (EN12207, EN12208, EN12210)	WTCB NB 1136 CAR 16125-3
	1 binario C9K014 invertito	2400 x 2400	4, 9A, C3 (EN12207, EN12208, EN12210)	WTCB NB 1136 CAR 16238
	C9K024 fisso alzante-scorrevole fisso	3600 x 2400	4, 8A, C3 (EN12207, EN12208, EN12210)	CAR 16276-2
	C9K134 3 binari alzante-scorrevole	3600 x 2400	4, 9A, C3 (EN12207, EN12208, EN12210)	CAR 17083
	C9K024 4 ante fisso-alzante scorrevole	4400 x 2400	3, 9A, C3 (EN12207, EN12208, EN12210)	CAR 19-154-01
	C9K014 fisso alzante-scorrevole	4100 x 2300	4, 8A, B3 (EN12207, EN12208, EN12210)	WTCB NB 1136 CAR 17159
	C9K024 2 binari alzante-scorrevole incontro ridotto	2400 x 2400	4, 9A, C3 (EN12207, EN12208, EN12210)	CAR 19-155-01
	C9K014 1 binario alzante-scorrevole incontro ridotto	2400 x 2400	4, 9A, C3 (EN12207, EN12208, EN12210)	T1261-02
	TEST MECCANICI			
 	1 binario alzante-scorrevole C9K014	2400 x 2400	Forza di funzionamento: 1 (EN 13115)	WTCB NB 1136 CAR 16125-3
	1 binario C9K014 invertito	2400 x 2400	Forza di funzionamento: 1 (EN 13115)	WTCB NB 1136 CAR 16238
	C9K024 fisso alzante-scorrevole fisso	3600 x 2400	Forza di funzionamento: 1 (EN 13115)	T1196-05
	C9K134 3 binari alzante-scorrevole	3600 x 2400	Forza di funzionamento: 1 (EN 13115)	CAR 17083
	C9K024 2 binari alzante-scorrevole incontro ridotto	2400 x 2400	Forza di funzionamento: 1 (EN 13115)	T1261-01
	C9K014 1 binario alzante-scorrevole incontro ridotto	2400 x 2400	Forza di funzionamento: 1 (EN 13115)	T1261-02

Risultati dei test

TEST ANTIEFFRAZIONE				
	2 binari alzante scorrevole C9K024 (2800mm x 2400mm)		Classe di resistenza 2	SKG-IKOB 16.00587-4
	Posa del vetro		Dichiarazione di conformità Classe di resistenza 2	SKG-IKOB 17.00349-1
	1 binario, 2 binari, 3 binari alzante scorrevole		Dichiarazione di conformità Classe di resistenza 2	SKG-IKOB 17.00349-2
	Finestra fissa		Dichiarazione di conformità Classe di resistenza 2	N-SKG 18.00617
RESISTENZA ALL'IMPATTO				
	2 binari alzante scorrevole C9K024 (con RU0121)	2400 x 2400	Classe 5 (EN 13049)	WTCB NB 1136 CAR 16126-2
TEST ACUSTICI				
	C9K014 fisso alzante-scorrevole	4000 x 2416	Rw(C;Ctr) = 40(-1;-4) dB con vetro 10/12/44.2A Rw(C;Ctr) = 43(-2;-5) dB con vetro 44.2A/20/66.2A	AC16-26062705

Profilati sistema

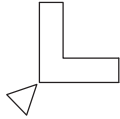
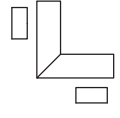


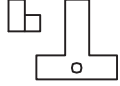

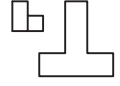







Contenuto

Profilati sistema	B1
Lista dei simboli	B3
Lista profilati	B5
Telaio	B17
Traverso	B24
Traverso incontro ridotto	B25
Anta	B26
Anta incontro ridotto	B27
Anta bi-metal	B29
Profilati di isolamento	B30
Profilati di isolamento incontro ridotto	B33
Rinforzi	B34
Profilati cartelline	B35
Profilati cartelline incontro ridotto	B42
Profilati gocciolatoi	B44
Profilati guida	B46
Profilati di accoppiamento	B47
Profilati complementari	B49
Momenti di inerzia	B50











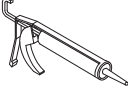


Indice

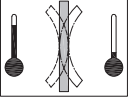


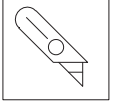
215-008	B30	C9K026.....	B19
C9A003.....	B45	C9K027.....	B20
C9A004.....	B44	C9K028.....	B23
C9A005.....	B44	C9K035.....	B22
C9A010.....	B35	C9K121.....	B21
C9A012.....	B36	C9K124.....	B20
C9A016.....	B42	C9K131.....	B22
C9A018.....	B35	C9K134.....	B21
C9A020.....	B38	C9K200.....	B23
C9A022.....	B36	C9T108.....	B25
C9A023.....	B37	C9T210.....	B24
C9A026.....	B42	C9V101.....	B26
C9A027.....	B43	C9V102.....	B26
C9A030.....	B37	C9V107.....	B27
C9A040.....	B38	C9V108.....	B27
C9A100.....	B49	C9V109.....	B28
C9A110.....	B41	C9V110.....	B28
C9A112.....	B40	C9V151.....	B29
C9A122.....	B40	C9V152.....	B29
C9A130.....	B41	CO1221.....	B34
C9A200.....	B39	KU2028.....	B30
C9A202.....	B39	KU2035.....	B31
C9C002.....	B46	KU2054.....	B32
C9C004.....	B34	KU2065.....	B31
C9K014.....	B18	KU2068.....	B33
C9K017.....	B17	KU2071.....	B32
C9K018.....	B17	Z9C048.....	B47
C9K024.....	B18	Z9C049.....	B47
C9K025.....	B19	Z9C050.....	B48

Lista dei simboli



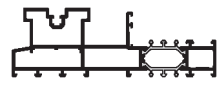
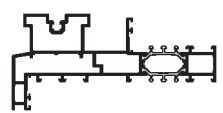
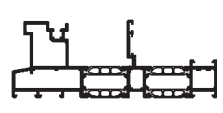
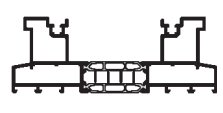
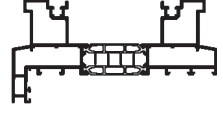
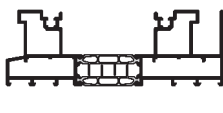
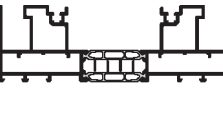
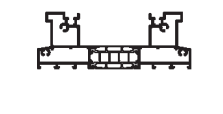
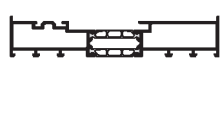
A	Canali squadrette allineamento		Squadrette meccaniche
B	Tubolarità esterna per squadrette		Squadrette meccaniche fissaggio con viti
C	Tubolarità interna per squadrette		Supporti per alette
	Squadrette allineamento		Cavallotto con eccentrico tipo 1
	Squadrette a cianfrinare		Cavallotto con eccentrico tipo 2
	Squadrette a spinare		Cavallotto angolo variabile con eccentrico
	Squadrette con eccentrico		Cavallotto a spinare
	Squadretta angolo variabile con eccentrico		Cavallotto angolo variabile a spinare
			Piatto blindatura




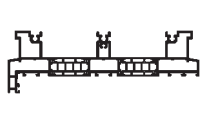
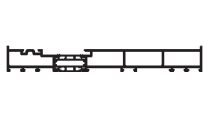

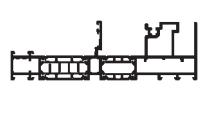
Lista dei simboli



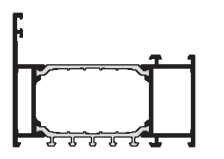
	Numero pagina
	Posizione del profilato
	Lunghezza del profilato (m)
lxx lyy	Momento di inerzia secondo assi XX/YY (cm ⁴)
	Superficie anodizzata o verniciata (dm ² /m)
	Superficie di pulizia (dm ² /m)
	Codice attrezzo
	Collegamento a vite
	Vedi disegno
	Numero confezione
	Pezzi nella confezione
	Silicone
	Colla
	Rompere o tagliare



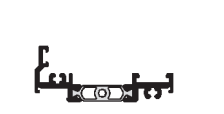
	Unità di misura confezione
	Effetto bi-metal
	Resistenza all'effrazione, classe Europea 2
	CNC centro di lavoro
	Non fornito da Domal
	Soluzione alzante-scorrevole
	Vista interna
	Maniglia interna
	Maniglia esterna
	Parti aggiuntive
	Taglierino
	Sinistra
	Destra

Lista profilati



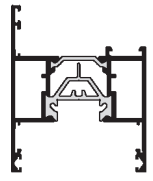
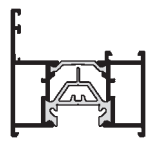
TELAIO		
	N°	
	C9K017	B17
	C9K018	B17
	C9K014	B18
	C9K024	B18
	C9K025	B19
	C9K026	B19
	C9K027	B20
	C9K124	B20
	C9K121	B21





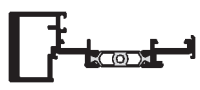
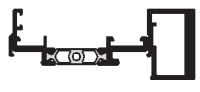
TELAIO		
	N°	
	C9K134	B21
	C9K035	B22
	C9K131	B22
	C9K028	B23
	C9K200	B23



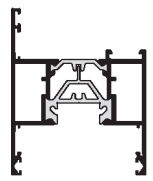
TRAVERSO		
	N°	
	C9T210	B24



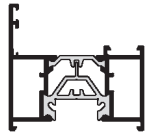
TRAVERSO INCONTRO RIDOTTO		
	N°	
	C9T108	B25




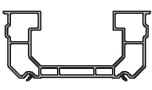

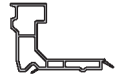


Lista profilati

ANTA		
	N°	
	C9V101	B26
	C9V102	B26




ANTA INCONTRO RIDOTTO		
	N°	
	C9V107	B27
	C9V108	B27
	C9V109	B28
	C9V110	B28





ANTA BI-METAL		
	N°	
	C9V151	B29






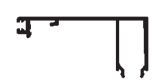
ANTA BI-METAL		
	N°	
	C9V152	B29












PROFILATI DI ISOLAMENTO		
	N°	
	215008	B30
	KU2028	B30
	KU2035	B31
	KU2065	B31
	KU2054	B32
	KU2071	B32

Lista profilati

PROFILATI DI ISOLAMENTO INCONTRO RIDOTTO		
	N°	
	KU2068	B33




RINFORZI		
	N°	
	C9C004	B34
	CO1221	B34




PROFILATI CARTELLINE		
	N°	
	C9A018	B35
	C9A010	B35
	C9A012	B36
	C9A022	B36






PROFILATI CARTELLINE		
	N°	
	C9A030	B37
	C9A023	B37
	C9A020	B38
	C9A040	B38
	C9A200	B39
	C9A202	B39
	C9A112	B40
	C9A122	B40
	C9A110	B41






B - Profilati sistema






Lista profilati




PROFILATI CARTELLINE		
	N°	
	C9A130	B41





PROFILATI GUIDA		
	N°	
	C9C002	B46

PROFILATI CARTELLINE INCONTRO RIDOTTO		
	N°	
	C9A016	B42
	C9A026	B42
	C9A027	B43












PROFILATI DI ACCOPPIAMENTO		
	N°	
	Z9C048	B47
	Z9C049	B47
	Z9C050	B48










PROFILATI GOCCIOLATOIO		
	N°	
	C9A004	B44
	C9A005	B44
	C9A003	B45

BINARIO COMPLEMENTARE		
	N°	
	C9A100	B49

FERMAVETRO - STANDARD - CLASSIC - 22 MM		
	N°	
	GC0303	D15
	GC0307	D15











Lista profilati












FERMAVETRO - STANDARD - CLASSIC - 22 MM		
	N°	
	GC0310	D15
	GC0312	D15
	GC0315	D15
	GC0317	D15
	GC0320	D15
	GC0322	D15
	GC0325	D15
	GC0327	D15
	GC0330	D15

FERMAVETRO - STANDARD - CLASSIC - 22 MM		
	N°	
	GC0332	D15
	GC0335	D15
	GC0337	D15
	GC0340	D15
	GC0342	D15
	GC0345	D15
	GC0347	D15
	GC0350	D15





B - Profilati sistema

Lista profilati












FERMAVETRO - STANDARD - FUTURO - 22 MM		
	N°	
	GF5312	D15
	GF5315	D15
	GF5317	D15
	GF5320	D15
	GF5325	D15
	GF5330	D15
	GF5335	D15
	GF5345	D15

FERMAVETRO - STANDARD - RUSTIC - 22 MM		
	N°	
	GR5312	D15
	GR5315	D15
	GR5317	D15
	GR5320	D15
	GR5325	D15
	GR5327	D15
	GR5330	D15
	GR5335	D15
	GR5345	D15

Lista profilati







FERMAVETRO - STANDARD - 30 MM		
	N°	
	GC2703	D15
	GC2707	D15




FERMAVETRO - TUBOLARE - CLASSIC - 22 MM		
	N°	
	GC2310	D15
	GC2312	D15
	GC2315	D15
	GC2317	D15
	GC2320	D15
	GC2322	D15




FERMAVETRO - TUBOLARE - CLASSIC - 22 MM		
	N°	
	GC2325	D15
	GC2327	D15
	GC2330	D15
	GC2332	D15
	GC2335	D15
	GC2337	D15
	GC2340	D15
	GC2342	D15
	GC2345	D15







B - Profilati sistema



Lista profilati

FERMAVETRO - TUBOLARE - CLASSIC - 22 MM		
	N°	
	GC2347	D15
	GC2350	D15
	GC2352	D15
	GC2355	D15
	GC2357	D15
	GC2360	D15
	GC2362	D15








FERMAVETRO - TUBOLARE - FUTURO - 22 MM		
	N°	
	GF2317	D15




FERMAVETRO - TUBOLARE - FUTURO - 22 MM		
	N°	
	GF2320	D15










FERMAVETRO - TUBOLARE - RUSTIC - 22 MM		
	N°	
	GR2317	D15
	GR2320	D15
	GR2327	D15
	GR2330	D15

FERMAVETRO - TUBOLARE - 30 MM		
	N°	
	GC2710	D15
	GC2712	D15

Lista profilati






FERMAVETRO - TUBOLARE - 30 MM		
	N°	
	GC2715	D15
	GC2717	D15
	GC2720	D15
	GC2722	D15
	GC2725	D15
	GC2727	D15
	GC2730	D15
	GC2732	D15
	GC2735	D15

FERMAVETRO - TUBOLARE - 30 MM		
	N°	
	GC2737	D15








FERMAVETRO - STANDARD - CLASSIC - 14 MM		
	N°	
	GC0007	D15
	GC0012	D15
	GC0015	D15
	GC0017	D15
	GC0020	D15
	GC0022	D15
	GC0025	D15






B - Profilati sistema

Lista profilati






FERMAVETRO - STANDARD - CLASSIC - 14 MM		
	N°	
	GC0027	D15
	GC0030	D15
	GC0032	D15





PROFILATI DI FINITURA		
	N°	
	CO3003	C4
	Z9C005	C5
	Z9C030	C5
	Z9A030	C5
	Z9A525	C6








PROFILATI DI FINITURA		
	N°	
	Z9A016	C3
	Z9A905	C3
	Z9A066	C3
	CO3001	C4
	Z9A069	C4





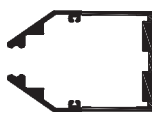


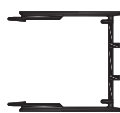
PROFILATI DI DESIGN		
	N°	
	Z9A001	C7
	Z9A002	C7
	Z9A521	C7

Lista profilati

PROFILATI DI DESIGN		
	N°	
	Z9A511	C8
	Z9A526	C8
	Z9A527	C8








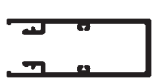
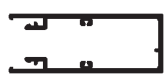


GUIDE PER AVVOLGIBILI		
	N°	
	Z9A170	C10
	Z9A168	C11






GUIDE PER AVVOLGIBILI		
	N°	
	012	C9
	Z9A068	C9
	Z9A075	C9
	Z9A171	C10
	Z9A162	C10





PROFILATI DI RINFORZO		
	N°	
	Z9C009	C12
	Z9C010	C12
	Z9C011	C12
	Z9C012	C13
	Z9C013	C13
	Z9C014	C13




B - Profilati sistema

Lista profilati

PROFILATI DI RINFORZO		
	N°	
	Z9C015	C14
	Z9C016	C14
	Z9C017	C14
	Z9C018	C15
	Z9C020	C15
	Z9C021	C15
	Z9C022	C16
	Z9C046	C16
	Z9A110	C16

DAVANZALE		
	N°	
	Z9D220	C17
	Z9D221	C17
	Z9D002 → Z9D010	C18

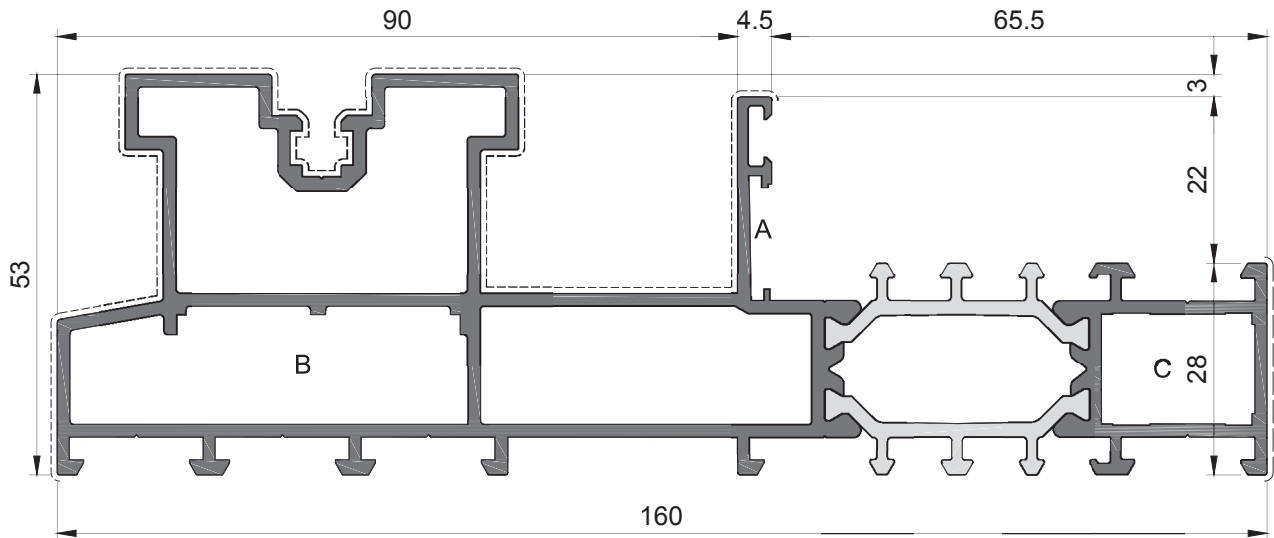
PROFILATI DI RIVESTIMENTO		
	N°	
	Z9A077	C19
	Z9A078 → Z9A082	C19

PROFILATI DI ANCORAGGIO		
	N°	
	Z9C008	C20

Domal C160 Smartline

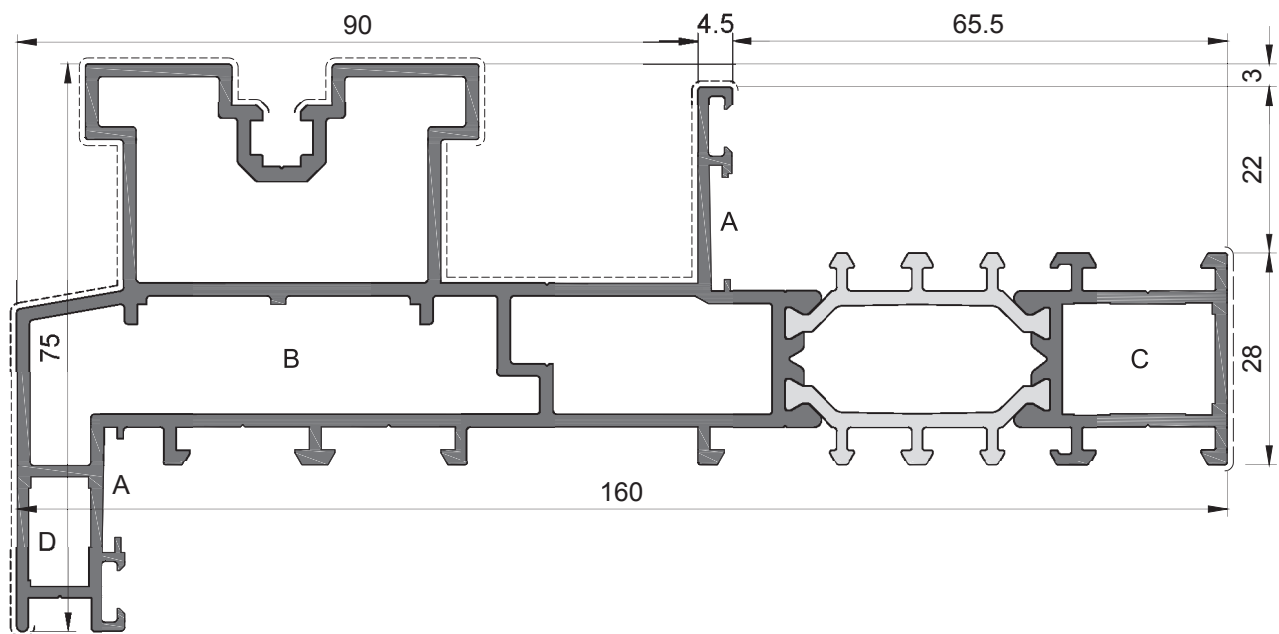
Telaio

C9K017



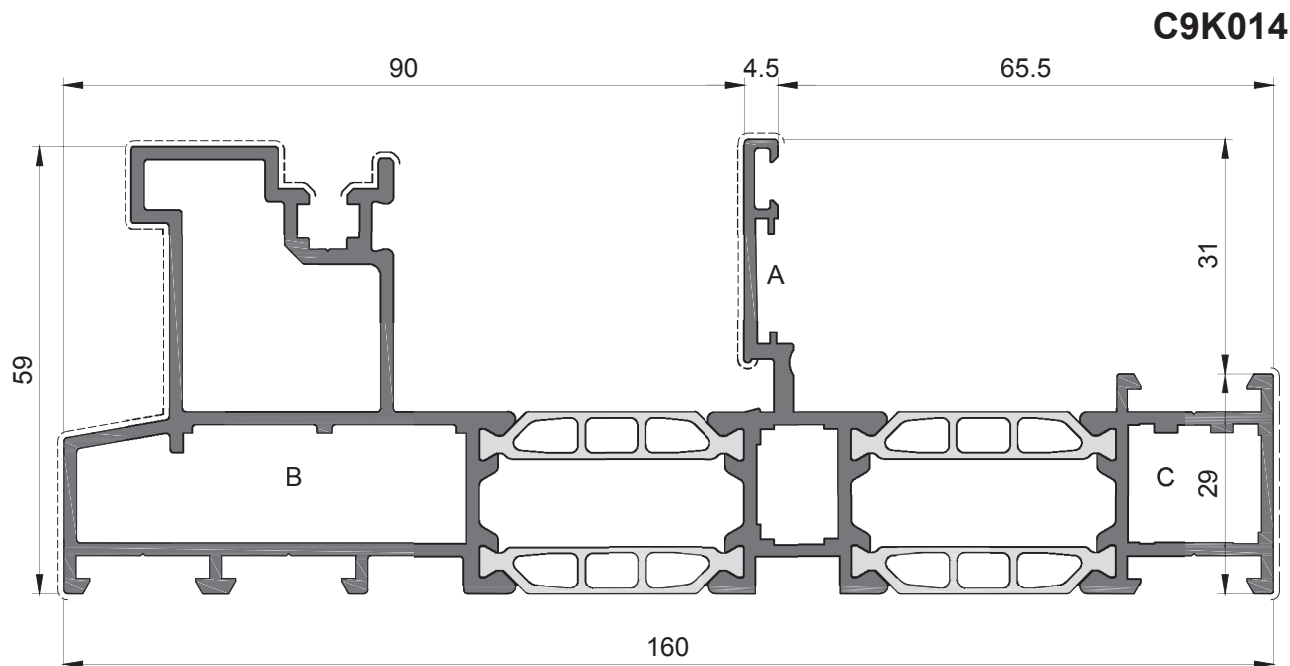
dm ² /m	63.97	A		HV4K01	C		HV0H01	-	-		J.5.1	
dm ² /m	25.40	B		HV0G05	C		HV2H06	-	-		H.1.23	
lyy cm ⁴	24.12	B		HV2H17	-	-	-	-	-	m	7.0	
mm	800	1000	1200	1400	1600	1800	2000	2200	2400	2600	2800	3000
lxx cm ⁴	112.84	125.63	138.04	149.50	159.75	168.75	176.55	183.28	189.07	194.04	198.33	202.03

C9K018



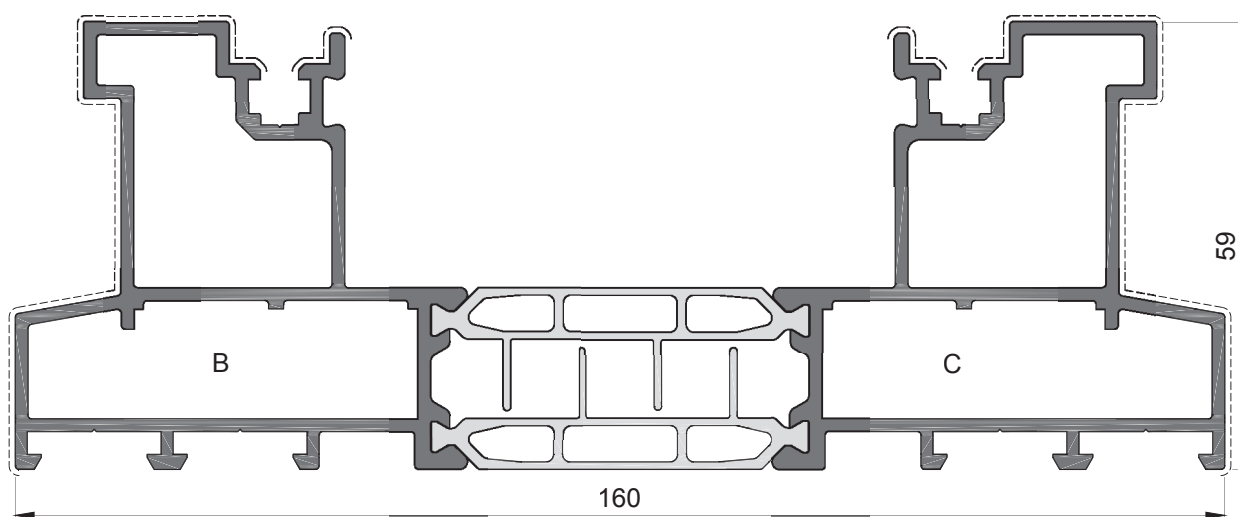
dm ² /m	70.82	A		HV4K01	C		HV0H01	D		HV2H01		J.5.1
dm ² /m	27.34	B		HV0G05	C		HV2H06					-
lyy cm ⁴	35.75	B		HV2H17	D		HV1H04				m	7.0
mm	800	1000	1200	1400	1600	1800	2000	2200	2400	2600	2800	3000
lxx cm ⁴	133.06	147.06	160.69	173.32	184.66	194.64	203.32	210.82	217.28	222.85	227.64	231.79

Telaio



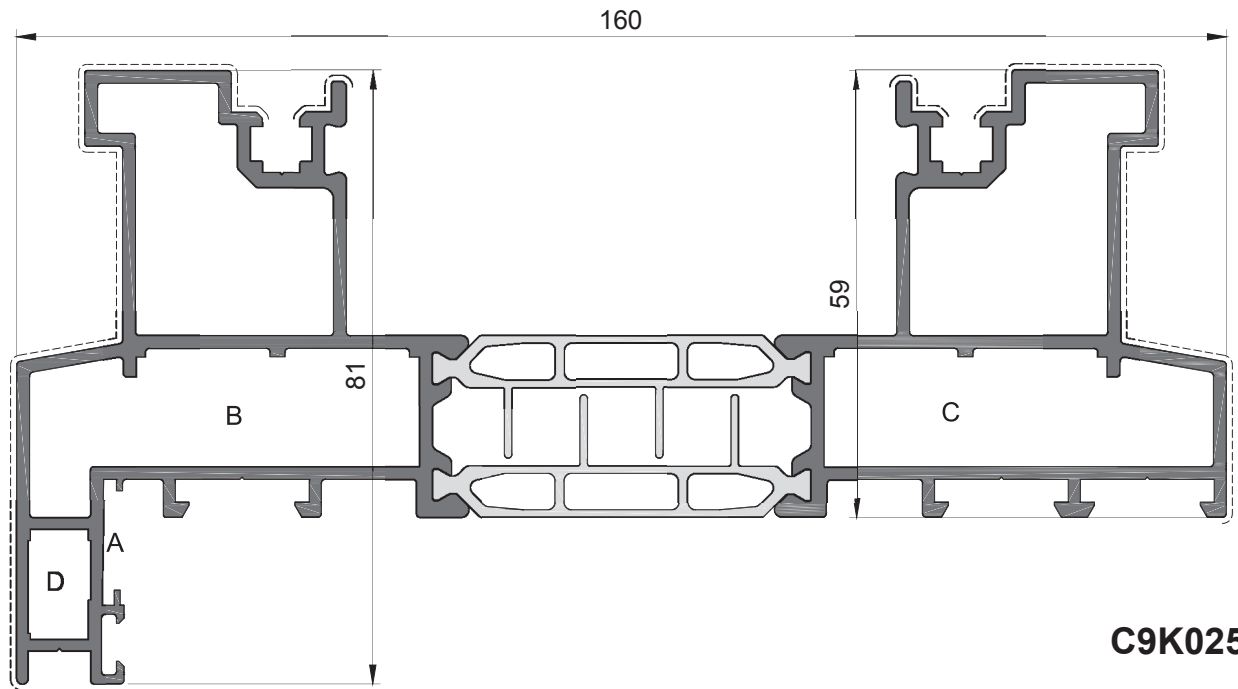
dm ² /m	61.25	A	HV4K01	C	HV0G06	-	-	J.4.1				
dm ² /m	17.96	B	HV0G05	-	-	-	-	-				
lyy cm ⁴	25.13	B	HV2H17	-	-	-	-	m 7.0				
mm	800	1000	1200	1400	1600	1800	2000	2200	2400	2600	2800	3000
lxx cm ⁴	25.68	37.27	48.87	60.46	72.05	83.65	95.24	104.70	114.21	123.76	133.24	142.76

C9K024



dm ² /m	61.05	B	HV0G05	C	HV2H17	-	-	J.1.1				
dm ² /m	23.04	B	HV2H17	-	-	-	-	H.1.2				
lyy cm ⁴	37.98	C	HV0G05	-	-	-	-	m 7.0				
mm	800	1000	1200	1400	1600	1800	2000	2200	2400	2600	2800	3000
lxx cm ⁴	69.68	86.94	104.93	122.74	139.78	155.65	170.20	183.35	195.15	205.68	215.06	223.39

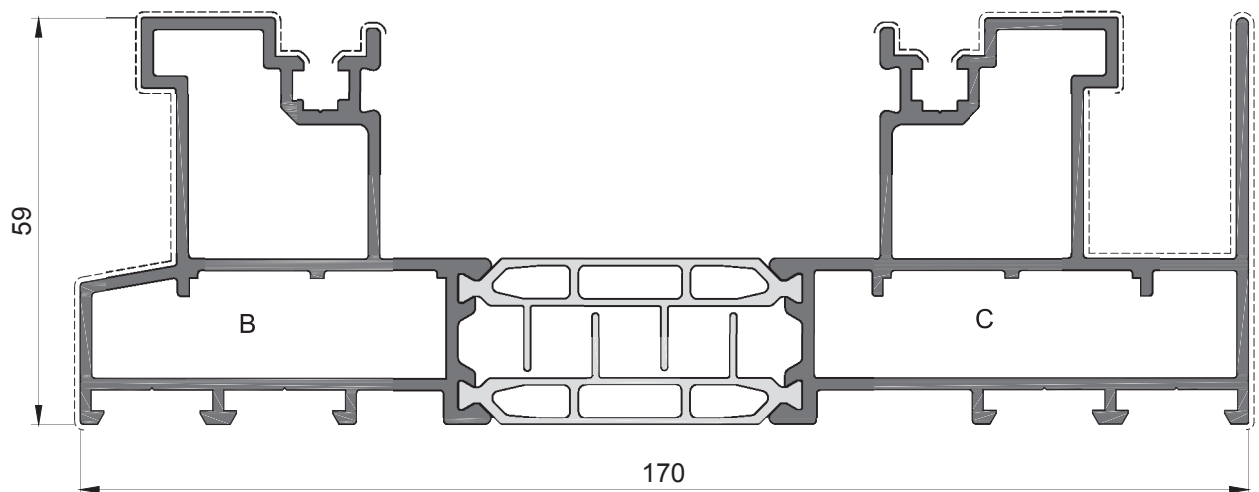
Telaio



C9K025

dm ² /m	67.90	A	HV4K01	C	HV0G05	D	HV2H01	J.1.1				
dm ² /m	24.75	B	HV0G05	C	HV2H17	-	-	-				
lyy cm ⁴	50.25	B	HV2H17	D	HV1H04	-	-	m 7.0				
mm	800	1000	1200	1400	1600	1800	2000	2200	2400	2600	2800	3000
lxx cm ⁴	77.07	96.00	115.90	135.82	155.05	173.14	189.85	205.09	218.86	231.23	242.29	252.18

C9K026

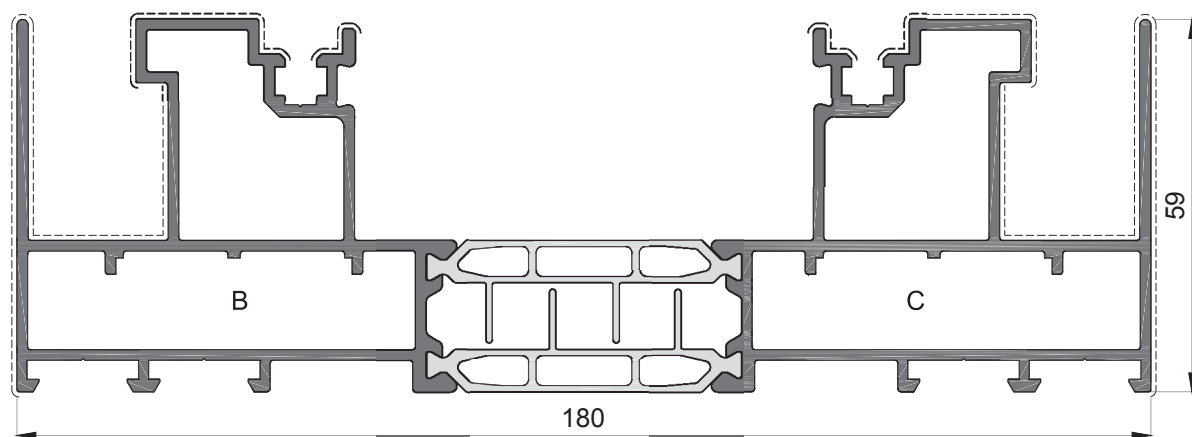


dm ² /m	70.19	B	HV0G05	C	HV2H17	-	-	J.1.1				
dm ² /m	31.18	B	HV2H17	-	-	-	-	-				
lyy cm ⁴	40.75	C	HV0G05	-	-	-	-	m 7.0				
mm	800	1000	1200	1400	1600	1800	2000	2200	2400	2600	2800	3000
lxx cm ⁴	89.46	109.67	130.96	152.28	172.88	192.28	210.22	226.60	241.40	254.41	266.63	277.28

B - Profilati sistema

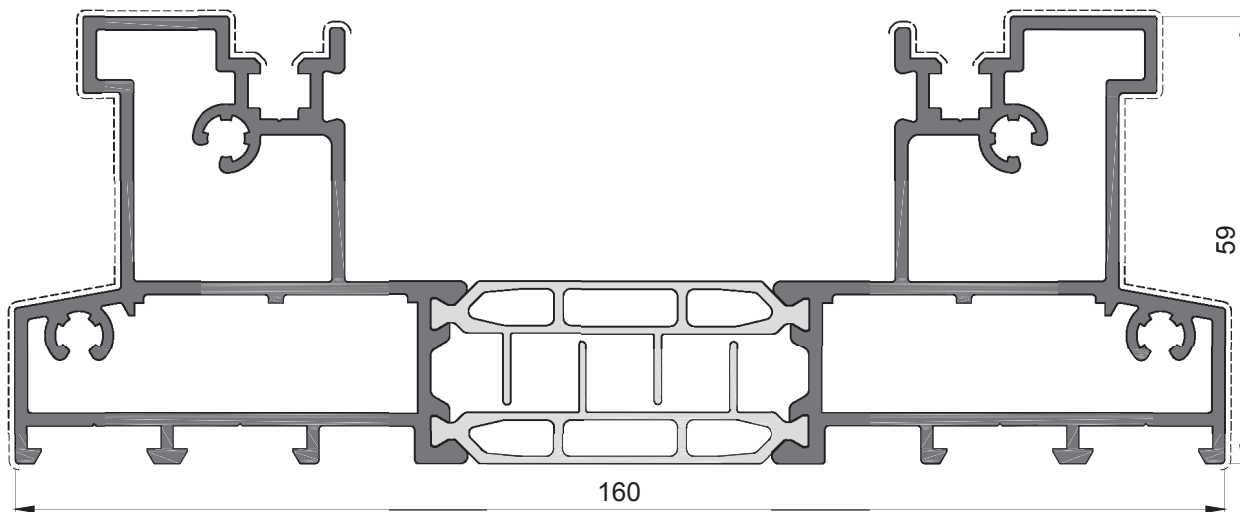
Telaio

C9K027



	dm ² /m	79.33	B		HV0G05	C		HV2H17	-	-		J.1.1	
	dm ² /m	38.28	B		HV2H17	-	-	-	-	-		-	
	lyy cm ⁴	43.52	C		HV0G05	-	-	-	-	-		7.0	
	mm	800	1000	1200	1400	1600	1800	2000	2200	2400	2600	2800	3000
	lxx cm ⁴	109.73	133.22	158.23	183.58	208.35	231.95	253.99	274.29	292.81	309.59	324.72	338.33

C9K124

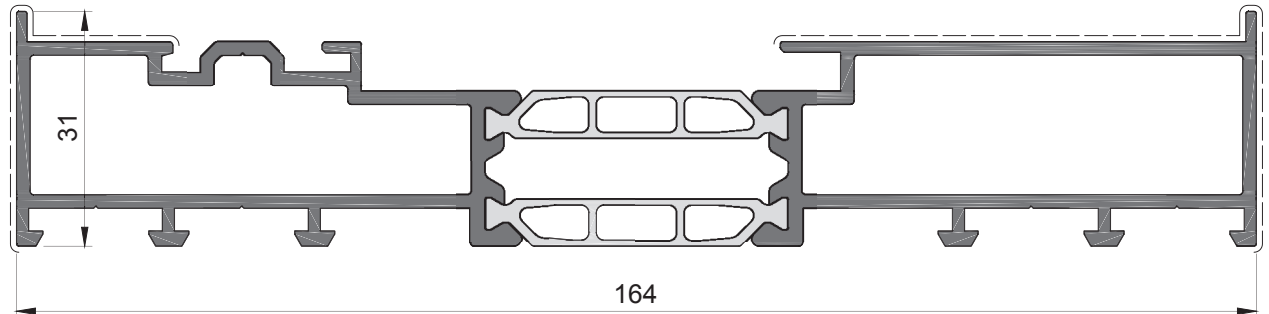










	dm ² /m	61.05	-	-	-	-	-	-	-	-		J.2.1	
	dm ² /m	23.04	-	-	-	-	-	-	-	-		H.1.6	
	lyy cm ⁴	39.84	-	-	-	-	-	-	-	-		7.0	
	mm	800	1000	1200	1400	1600	1800	2000	2200	2400	2600	2800	3000
	lxx cm ⁴	73.56	91.94	111.29	130.66	149.37	166.99	183.28	198.14	211.57	223.64	234.45	244.11

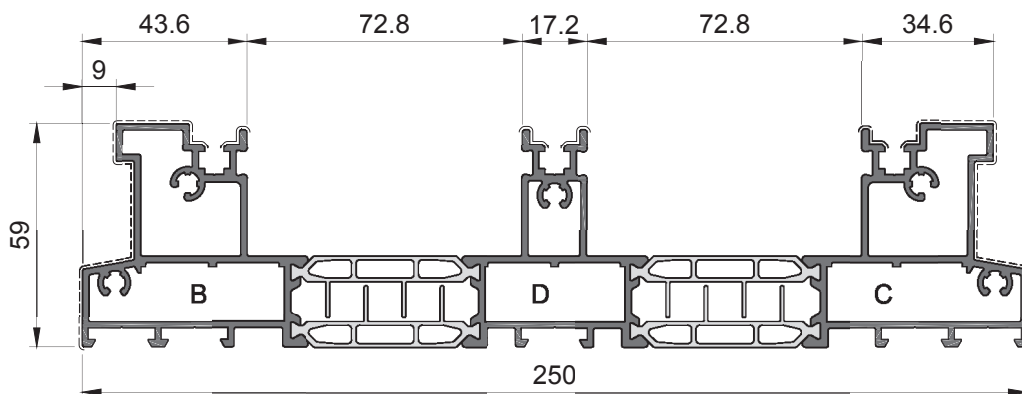
B - Profilati sistema

Telaio















C9K121



	dm ² /m	49.79	-	-	-	-	-	-	-	-		J.2.1	
	dm ² /m	15.40	-	-	-	-	-	-	-	-		H.1.7	
	lyy cm ⁴	6.97	-	-	-	-	-	-	-	-		m 6.5	
	mm	800	1000	1200	1400	1600	1800	2000	2200	2400	2600	2800	3000
	lxx cm ⁴	55.89	64.77	74.45	84.49	94.55	104.35	113.72	122.54	130.74	138.30	145.23	151.56

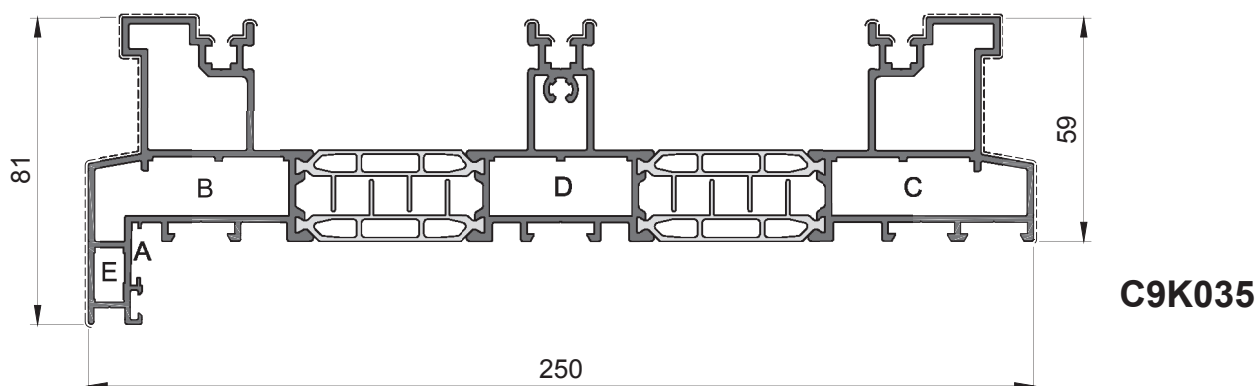


C9K134

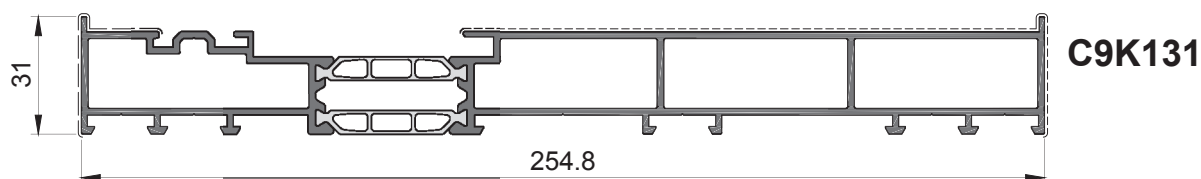

	dm ² /m	101.07	B 	HV0G05	C 	HV2H17	-	-	-	-		J.3.1	
	dm ² /m	25.18	B 	HV2H17	D 	HV0G05	-	-	-	-		H.1.9	
	lyy cm ⁴	39.84	C 	HV0G05	D 	HV2H18	-	-	-	-		m 7.0	
	mm	800	1000	1200	1400	1600	1800	2000	2200	2400	2600	2800	3000
	lxx cm ⁴	75.80	92.65	110.44	128.33	145.66	162.03	177.21	191.10	203.68	215.02	225.19	234.30

B - Profilati sistema

Telaio

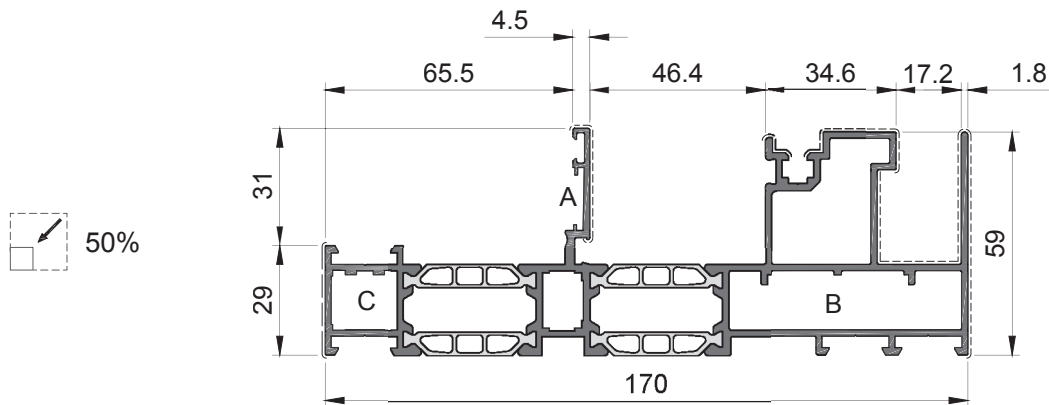


	dm ² /m	107.97	A		HV4K01	C		HV0G05	D		HV2H18		J.3.1
	dm ² /m	27.39	B		HV0G05	C		HV2H17	E		HV1H04		-
	l _{yy} cm ⁴	66.68	B		HV2H17	D		HV0G05	E		HV2H01		7.0
	mm	800	1000	1200	1400	1600	1800	2000	2200	2400	2600	2800	3000
	l _{xx} cm ⁴	112.1	145.9	184.4	226.5	270.9	316.6	362.6	408.3	452.9	496.3	537.8	577.3



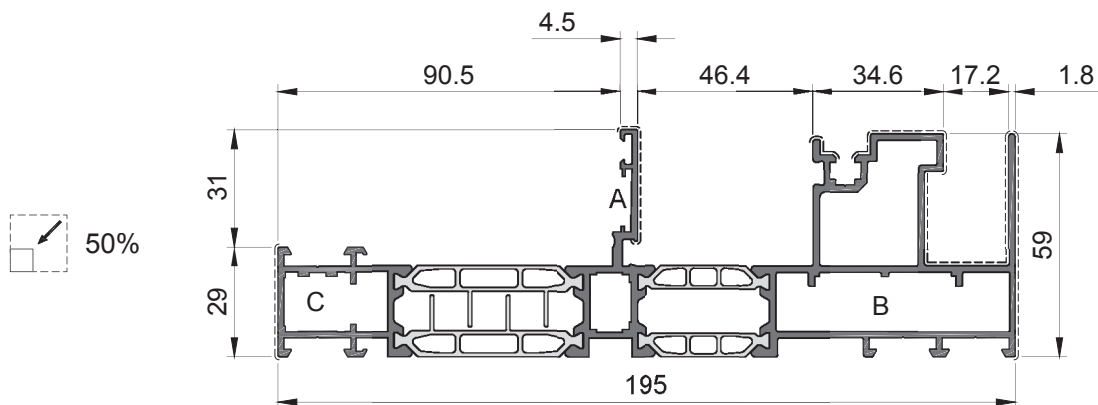
	dm ² /m	70.99	-	-	-	-	-	-	-	-		J.3.1	
	dm ² /m	24.53	-	-	-	-	-	-	-	-		-	
	l _{yy} cm ⁴	11.00	-	-	-	-	-	-	-	-		7.0	
	mm	800	1000	1200	1400	1600	1800	2000	2200	2400	2600	2800	3000
	l _{xx} cm ⁴	291.32	325.97	361.99	397.62	431.62	463.26	492.19	518.33	541.75	562.63	581.19	597.67

Telaio



C9K028

	dm ² /m	70.37	A		HV4K01	C		HV0G06	-	-		J.17.2	
	dm ² /m	25.58	B		HV0G05	C		HV2H19	-	-		H.2.1	
	l _{yy} cm ⁴	43.52	B		HV2H17	-	-	-	-	-		m 7.0	
	mm	800	1000	1200	1400	1600	1800	2000	2200	2400	2600	2800	3000
	l _{xx} cm ⁴	27.74	40.26	52.78	65.30	77.82	90.34	102.87	113.08	123.36	133.63	143.91	154.19

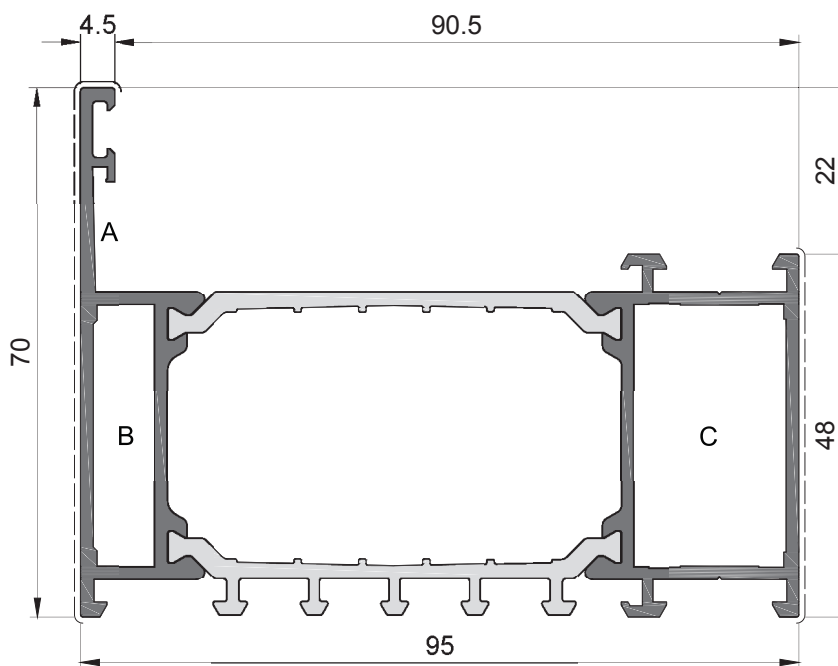


C9K200

	dm ² /m	74.52	A		HV4K01	C		HV0G06	-	-		J.18.2	
	dm ² /m	25.58	B		HV0G05	C		HV2H19	-	-		H.3.1	
	l _{yy} cm ⁴	30.67	B		HV2H17	-	-	-	-	-		m 7.0	
	mm	800	1000	1200	1400	1600	1800	2000	2200	2400	2600	2800	3000
	l _{xx} cm ⁴	45.06	65.40	85.74	106.08	126.42	146.76	167.10	183.69	200.39	217.08	233.78	250.47

B - Profilati sistema

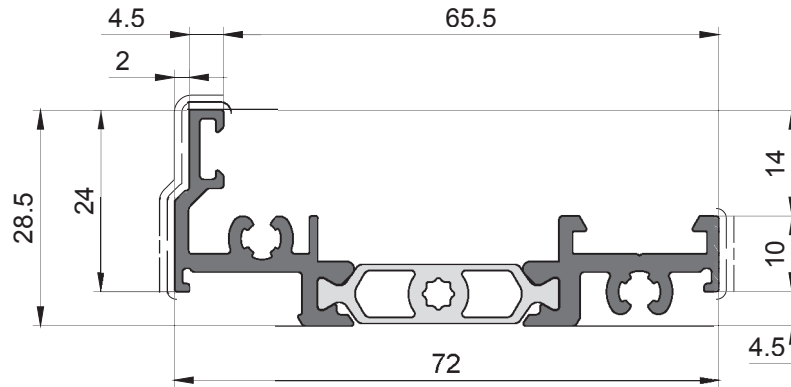
Traverso











C9T210

	dm ² /m	33.25	B		TS9R00	-	-	-	-		J.18.22		
	dm ² /m	12.31	C		TS2R03	-	-	-	-		H.3.4		
	lyy cm ⁴	16.77	-	-	-	-	-	-	-		6.5		
	mm	800	1000	1200	1400	1600	1800	2000	2200	2400	2600	2800	3000
	lxx cm ⁴	13.12	17.62	22.38	27.16	31.80	36.19	40.26	43.98	47.36	50.41	53.14	55.59

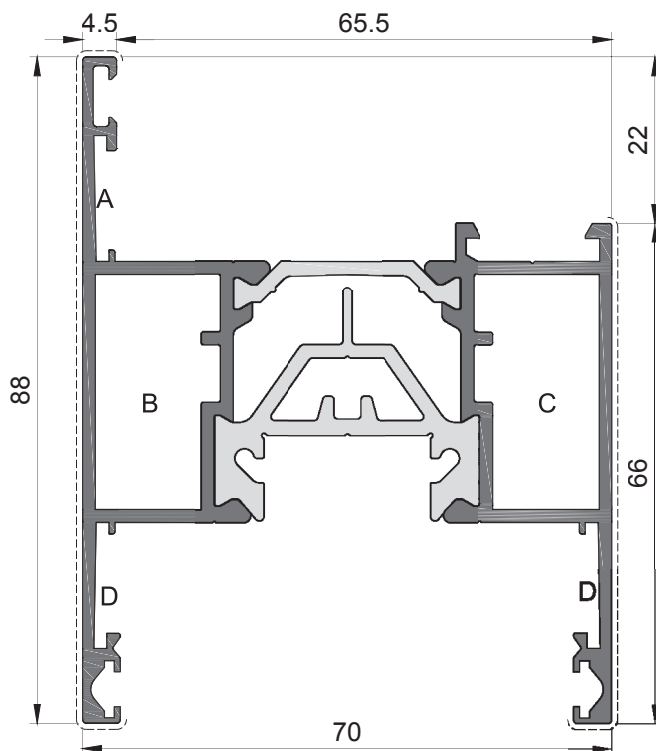
Traverso incontro ridotto



C9T108

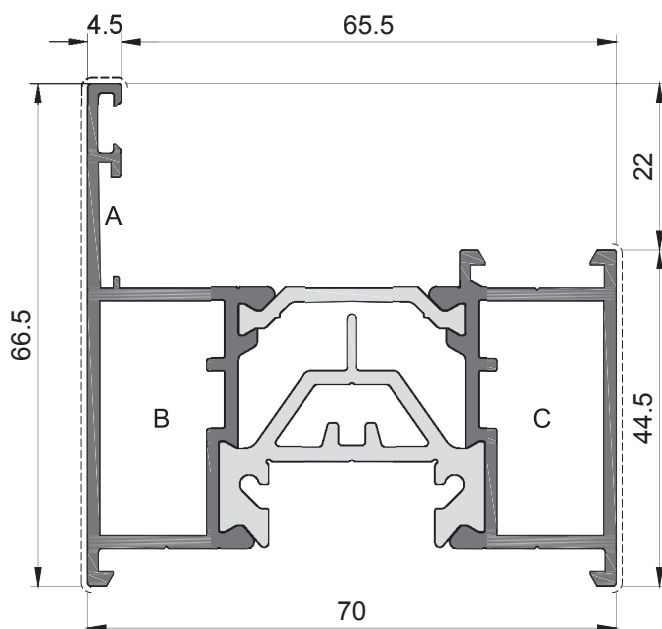
 dm ² /m	2.87	-	-	-	-	-	-	-	-	-		J.21.18
 dm ² /m	0.40	-	-	-	-	-	-	-	-	-		H.4.5
 I _{yy} cm ⁴	0.85	-	-	-	-	-	-	-	-	-	 m	5.5
 mm	800	1000	1200	1400	1600	1800	2000	2200	2400	2600	2800	3000
 I _{xx} cm ⁴	3.13	3.90	4.74	5.61	6.48	7.34	8.16	8.93	9.65	10.32	10.94	11.49

Anta



C9V101

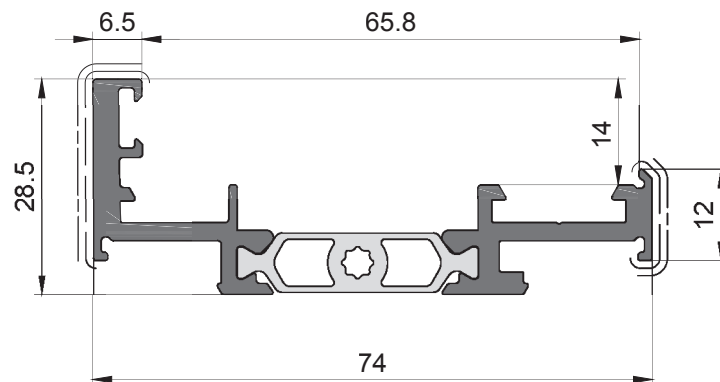
	dm ² /m	43.97	A		HV4K01	D		HV4K00	-	-		J.6.1	
	dm ² /m	16.89	B		HV2N03	-	-	-	-	-		H.1.2	
	l _{yy} cm ⁴	25.46	C		HV2N03	-	-	-	-	-		m 7.0	
	mm	800	1000	1200	1400	1600	1800	2000	2200	2400	2600	2800	3000
	l _{xx} cm ⁴	13.54	17.26	20.81	24.05	26.91	29.39	31.52	33.34	34.89	36.22	37.36	38.34



C9V102

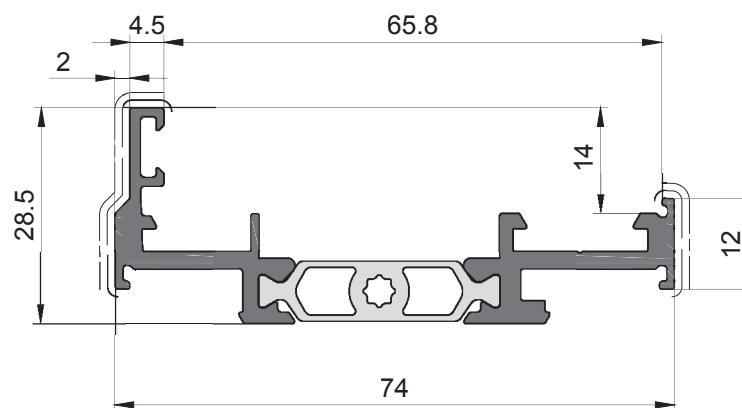
	dm ² /m	31.04	A		HV4K01	-	-	-	-	-		J.6.1	
	dm ² /m	11.63	B		HV2N03	-	-	-	-	-		H.1.3	
	l _{yy} cm ⁴	12.87	C		HV2N03	-	-	-	-	-		m 7.0	
	mm	800	1000	1200	1400	1600	1800	2000	2200	2400	2600	2800	3000
	l _{xx} cm ⁴	11.68	14.71	17.51	19.99	22.12	23.94	25.46	26.75	27.83	28.74	29.52	30.18

Anta incontro ridotto



C9V107

	dm ² /m	2.57	-	-	-	-	-	-	-	-		J.22.6	
	dm ² /m	0.46	-	-	-	-	-	-	-	-		H.4.3	
	lyy cm ⁴	1.19	-	-	-	-	-	-	-	-		5.5	
	mm	800	1000	1200	1400	1600	1800	2000	2200	2400	2600	2800	3000
	lxx cm ⁴	3.82	4.70	5.66	6.67	7.70	8.70	9.67	10.60	11.46	12.26	13.01	13.69

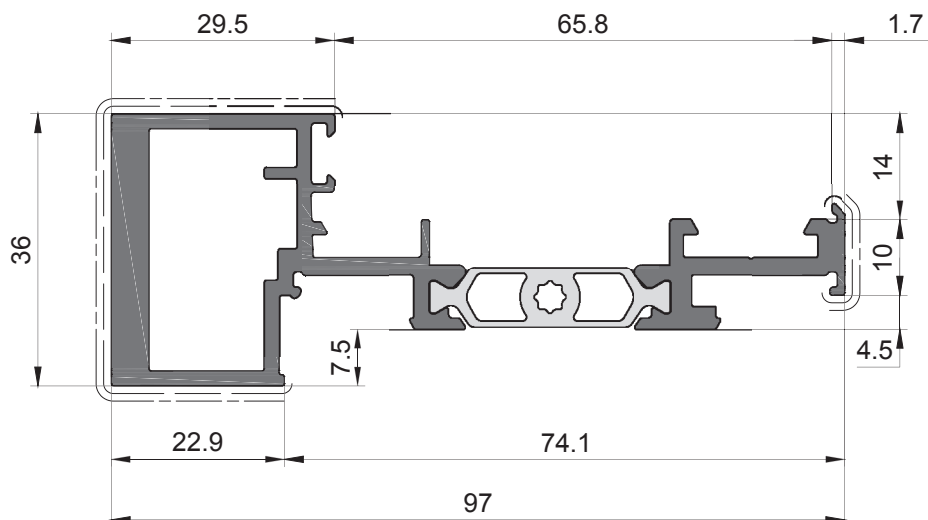


C9V108

	dm ² /m	2.57	-	-	-	-	-	-	-	-	-		J.22.6
	dm ² /m	0.44	-	-	-	-	-	-	-	-	-		H.4.2
	lyy cm ⁴	0.89	-	-	-	-	-	-	-	-	-		5.5
	mm	800	1000	1200	1400	1600	1800	2000	2200	2400	2600	2800	3000
	lxx cm ⁴	3.58	4.40	5.29	6.22	7.15	8.06	8.93	9.375	10.52	11.23	11.88	12.47

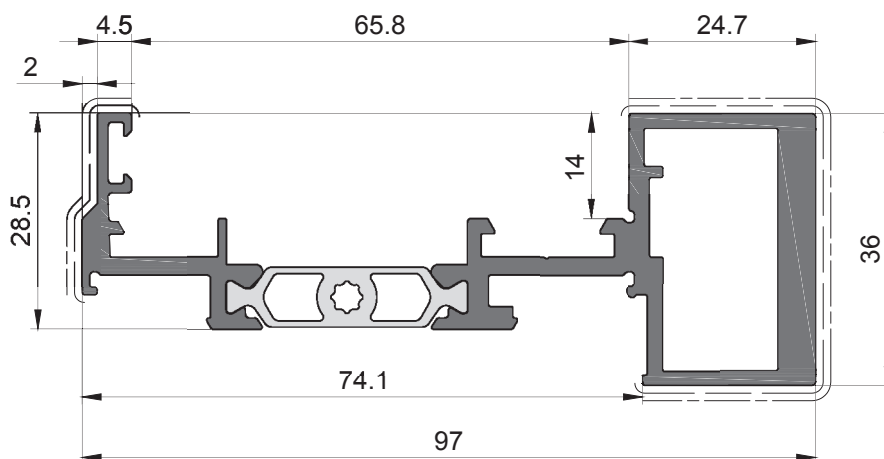
B - Profilati sistema

Anta incontro ridotto



C9V109

	dm ² /m	3.28	-	-	-	-	-	-	-	-		J.22.6	
	dm ² /m	1.04	-	-	-	-	-	-	-	-		H.4.3	
	l _{yy} cm ⁴	5.42	-	-	-	-	-	-	-	-		5.5	
	mm	800	1000	1200	1400	1600	1800	2000	2200	2400	2600	2800	3000
	l _{xx} cm ⁴	15.78	18.69	21.72	24.74	27.63	30.32	32.80	35.04	37.06	38.86	40.48	41.90

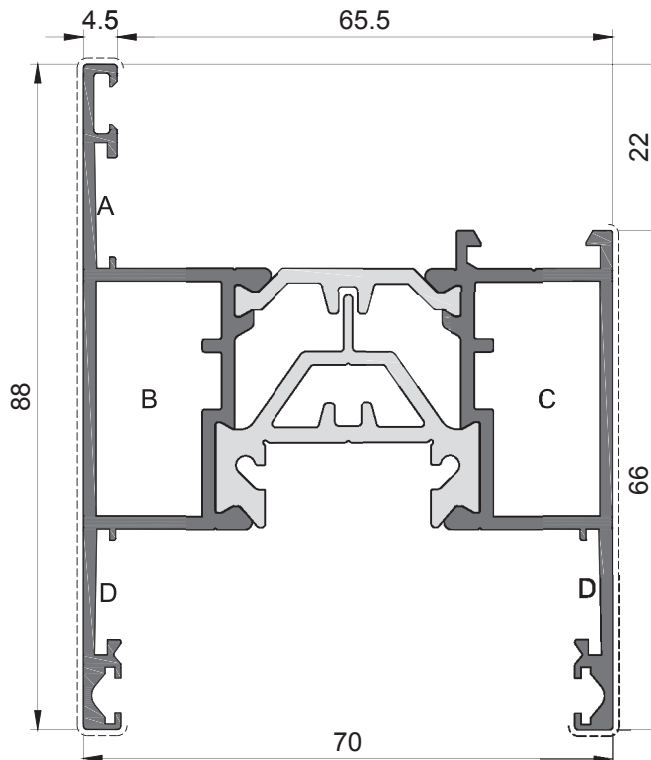


C9V110

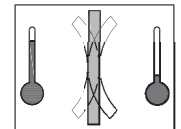
	dm ² /m	3.52	-	-	-	-	-	-	-	-		J.22.6	
	dm ² /m	1.13	-	-	-	-	-	-	-	-		H.4.2	
	l _{yy} cm ⁴	5.69	-	-	-	-	-	-	-	-		5.5	
	mm	800	1000	1200	1400	1600	1800	2000	2200	2400	2600	2800	3000
	l _{xx} cm ⁴	18.84	22.01	25.33	28.62	31.79	34.75	37.47	39.94	42.16	44.16	45.93	47.51

B - Profilati sistema

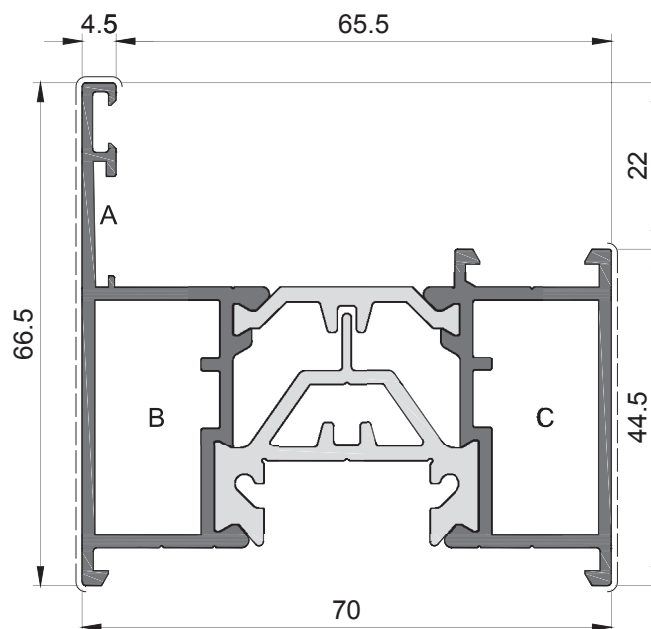
Anta bi-metal



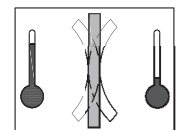
C9V151



	dm ² /m	43.97	A		HV4K01	D		HV4K00	-	-		J.6.7	
	dm ² /m	16.89	B		HV2N03	-	-	-	-	-		-	
	lyy cm ⁴	25.46	C		HV2N03	-	-	-	-	-		7.0	
	mm	800	1000	1200	1400	1600	1800	2000	2200	2400	2600	2800	3000
	lxx cm ⁴	3.95	3.95	3.95	3.95	3.95	3.95	3.95	3.95	3.95	3.95	3.95	3.95



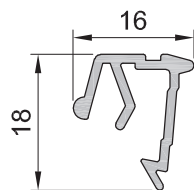
C9V152



	dm ² /m	11.63	B		HV2N03	-	-	-	-	-		H.1.35	
	lyy cm ⁴	12.87	C		HV2N03	-	-	-	-	-		7.0	
	mm	800	1000	1200	1400	1600	1800	2000	2200	2400	2600	2800	3000
	lxx cm ⁴	3.39	3.39	3.39	3.39	3.39	3.39	3.39	3.39	3.39	3.39	3.39	

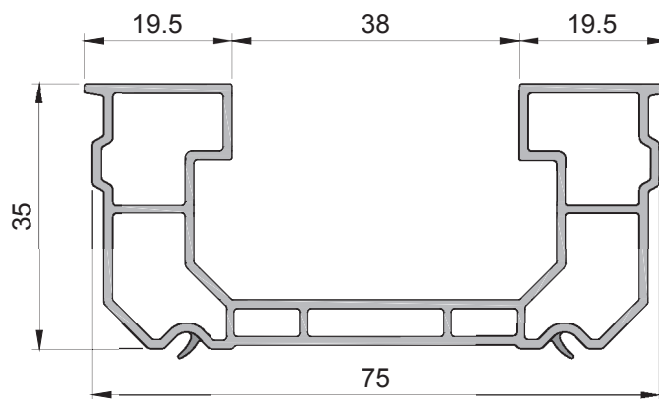
B - Profilati sistema

Profilati di isolamento



215-008

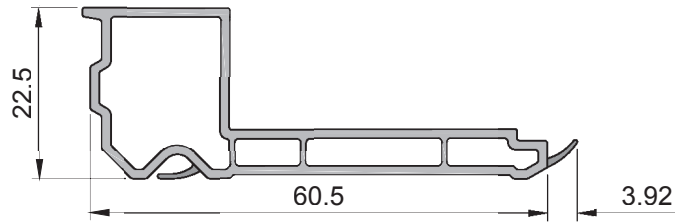
dm ² /m	-	-	-	-	-	-	-	-	-	-	J.10.15	
dm ² /m	-	-	-	-	-	-	-	-	-	-	H.1.23	
I _{yy} cm ⁴	-	-	-	-	-	-	-	-	-	-	m -	
mm	800	1000	1200	1400	1600	1800	2000	2200	2400	2600	2800	3000
I _{xx} cm ⁴	-	-	-	-	-	-	-	-	-	-	-	-










**KU2028
PVC (nero)**

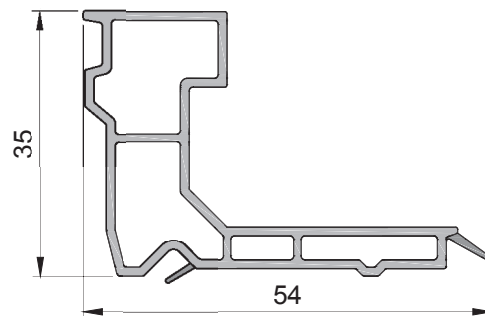
dm ² /m	-	-	-	-	-	-	-	-	-	-	J.1.3	
dm ² /m	-	-	-	-	-	-	-	-	-	-	H.1.16	
I _{yy} cm ⁴	-	-	-	-	-	-	-	-	-	-	m -	
mm	800	1000	1200	1400	1600	1800	2000	2200	2400	2600	2800	3000
I _{xx} cm ⁴	-	-	-	-	-	-	-	-	-	-	-	-

Profilati di isolamento










KU2035
PVC (nero)

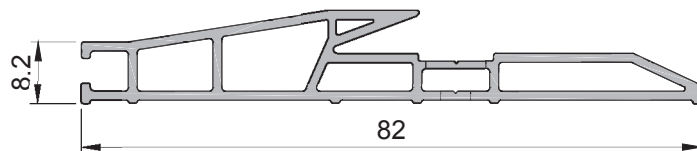
 dm ² /m	-	-	-	-	-	-	-	-	-	-		J.2.29
 dm ² /m	-	-	-	-	-	-	-	-	-	-		H.1.7
 lyy cm ⁴	-	-	-	-	-	-	-	-	-	-	 m	-
mm	800	1000	1200	1400	1600	1800	2000	2200	2400	2600	2800	3000
 lxx cm ⁴	-	-	-	-	-	-	-	-	-	-	-	-



KU2065

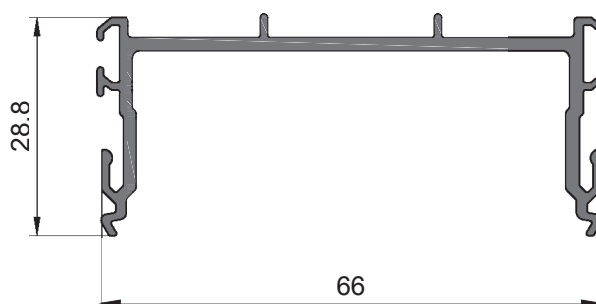
 dm ² /m	-	-	-	-	-	-	-	-	-	-		J.18.4
 dm ² /m	-	-	-	-	-	-	-	-	-	-		H.3.1
 lyy cm ⁴	-	-	-	-	-	-	-	-	-	-	 m	6.5
mm	800	1000	1200	1400	1600	1800	2000	2200	2400	2600	2800	3000
 lxx cm ⁴	-	-	-	-	-	-	-	-	-	-	-	-

Profilati di isolamento



KU2054
PVC (nero)

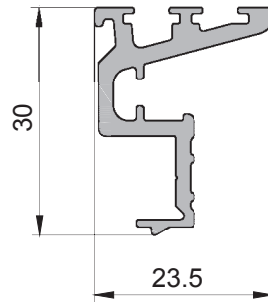
dm ² /m	-	-	-	-	-	-	-	-	-	-	J.6.23	
dm ² /m	-	-	-	-	-	-	-	-	-	-	H.1.3	
I _{yy} cm ⁴	-	-	-	-	-	-	-	-	-	-	m -	
mm	800	1000	1200	1400	1600	1800	2000	2200	2400	2600	2800	3000
I _{xx} cm ⁴	-	-	-	-	-	-	-	-	-	-	-	-











KU2071
C PVC (grigio)

dm ² /m	-	-	-	-	-	-	-	-	-	-	J.6.19	
dm ² /m	-	-	-	-	-	-	-	-	-	-	H.1.12	
I _{yy} cm ⁴	-	-	-	-	-	-	-	-	-	-	m -	
mm	800	1000	1200	1400	1600	1800	2000	2200	2400	2600	2800	3000
I _{xx} cm ⁴	-	-	-	-	-	-	-	-	-	-	-	-

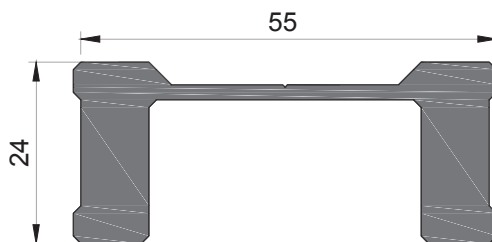
Profilati di isolamento incontro ridotto



KU2068

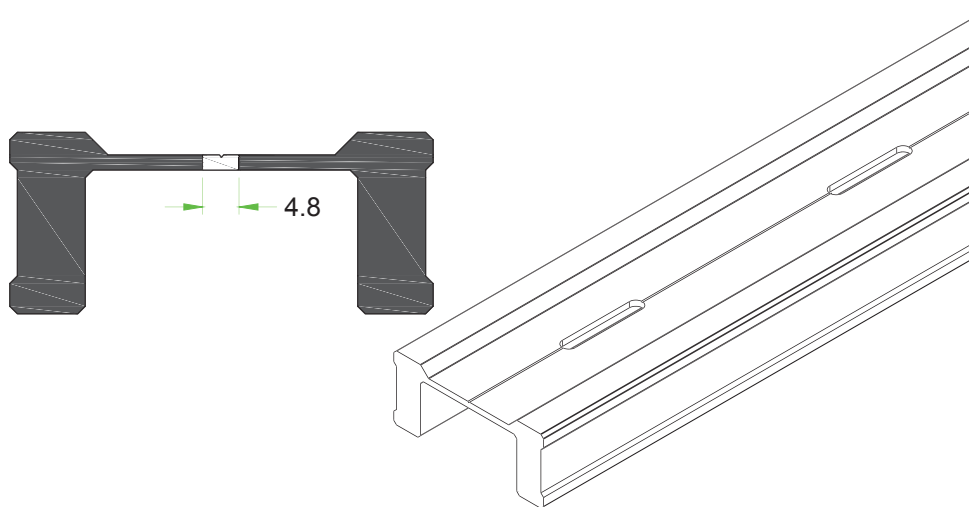
 dm ² /m	-	-	-	-	-	-	-	-	-	-		J.21.26
 dm ² /m	-	-	-	-	-	-	-	-	-	-		H.4.1
 I _{yy} cm ⁴	-	-	-	-	-	-	-	-	-	-	 m	5.5
 mm	800	1000	1200	1400	1600	1800	2000	2200	2400	2600	2800	3000
 I _{xx} cm ⁴	-	-	-	-	-	-	-	-	-	-	-	-

Rinforzi



C9C004

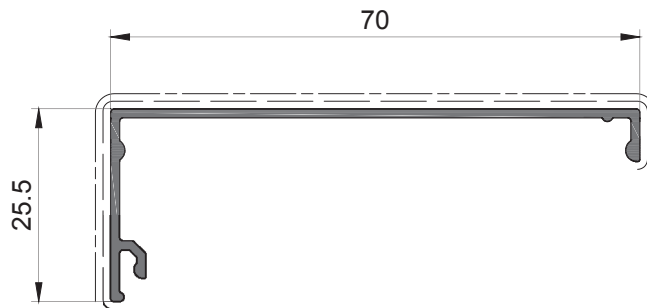
dm ² /m	19.77	-	-	-	-	-	-	-	-	-		J.8.1
dm ² /m	0.00	-	-	-	-	-	-	-	-	-		H.1.33
I _{yy} cm ⁴	2.68	-	-	-	-	-	-	-	-	-	m	7.0
mm	800	1000	1200	1400	1600	1800	2000	2200	2400	2600	2800	3000
I _{xx} cm ⁴	-	24.40	-	-	-	-	-	-	-	-	-	-



CO1221

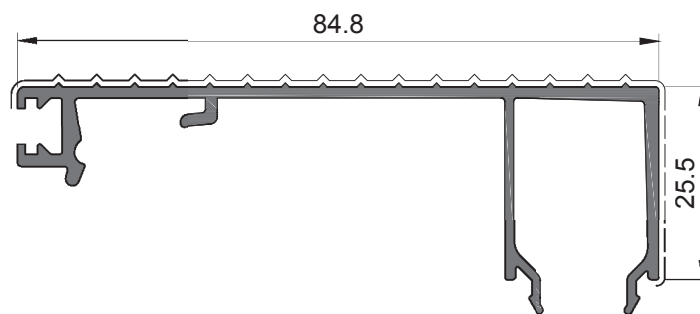
dm ² /m	19.77	-	-	-	-	-	-	-	-	-		J.8.1
dm ² /m	0.00	-	-	-	-	-	-	-	-	-		H.1.33
I _{yy} cm ⁴	2.68	-	-	-	-	-	-	-	-	-	m	7.0
mm	800	1000	1200	1400	1600	1800	2000	2200	2400	2600	2800	3000
I _{xx} cm ⁴	-	24.40	-	-	-	-	-	-	-	-	-	-

Profilati cartelline



C9A018

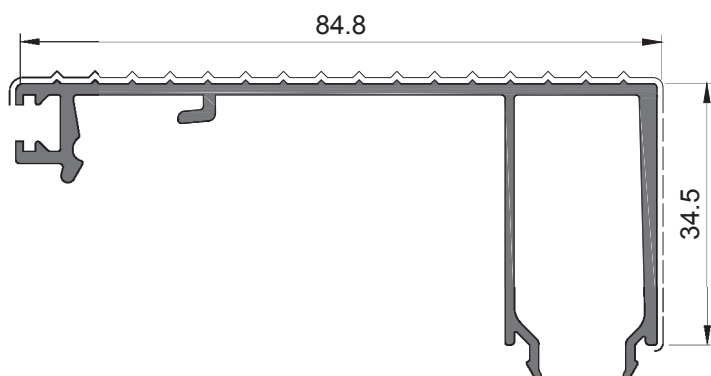
	dm ² /m	21.5	-	-	-	-	-	-	-	-		J.6.22	
	dm ² /m	10.2	-	-	-	-	-	-	-	-		H.1.13	
	l _{yy} cm ⁴	0.71	-	-	-	-	-	-	-	-		m 7.0	
	mm	800	1000	1200	1400	1600	1800	2000	2200	2400	2600	2800	3000
	l _{xx} cm ⁴	-	8.11	-	-	-	-	-	-	-	-	-	-



C9A010

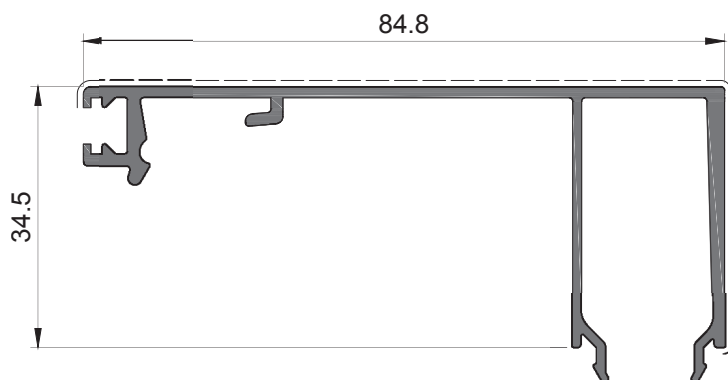
	dm ² /m	35.83	-	-	-	-	-	-	-	-		J.10.15	
	dm ² /m	11.93	-	-	-	-	-	-	-	-		H.1.23	
	l _{yy} cm ⁴	1.90	-	-	-	-	-	-	-	-		m 7.0	
	mm	800	1000	1200	1400	1600	1800	2000	2200	2400	2600	2800	3000
	l _{xx} cm ⁴	-	23.41	-	-	-	-	-	-	-	-	-	-

Profilati cartelline



C9A012

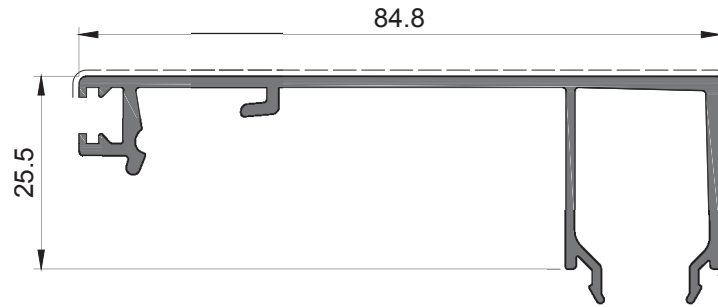
	dm ² /m	39.38	-	-	-	-	-	-	-	-		J.10.12	
	dm ² /m	12.83	-	-	-	-	-	-	-	-		H.1.27	
	l _{yy} cm ⁴	3.93	-	-	-	-	-	-	-	-		m 7.0	
	mm	800	1000	1200	1400	1600	1800	2000	2200	2400	2600	2800	3000
	l _{xx} cm ⁴	-	26.31	-	-	-	-	-	-	-	-	-	-



C9A022

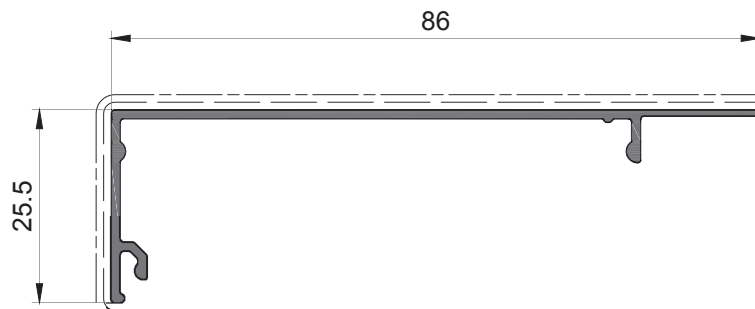
	dm ² /m	3.87	-	-	-	-	-	-	-	-		-	
	dm ² /m	1.19	-	-	-	-	-	-	-	-		-	
	l _{yy} cm ⁴	3.89	-	-	-	-	-	-	-	-		m 7.0	
	mm	800	1000	1200	1400	1600	1800	2000	2200	2400	2600	2800	3000
	l _{xx} cm ⁴	-	26.07	-	-	-	-	-	-	-	-	-	-

Profilati cartelline



C9A030

	dm ² /m	3.52	-	-	-	-	-	-	-	-		-	
	dm ² /m	1.10	-	-	-	-	-	-	-	-		-	
	lyy cm ⁴	1.88	-	-	-	-	-	-	-	-		7.0	
	mm	800	1000	1200	1400	1600	1800	2000	2200	2400	2600	2800	3000
	lxx cm ⁴	-	23.18	-	-	-	-	-	-	-	-	-	-

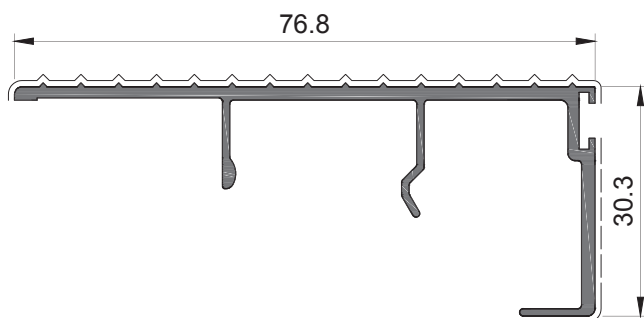


C9A023








	dm ² /m	24.7	-	-	-	-	-	-	-	-		J.4.31	
	dm ² /m	11.1	-	-	-	-	-	-	-	-		H.1.19	
	lyy cm ⁴	0.74	-	-	-	-	-	-	-	-		7.0	
	mm	800	1000	1200	1400	1600	1800	2000	2200	2400	2600	2800	3000
	lxx cm ⁴	-	11.26	-	-	-	-	-	-	-	-	-	-

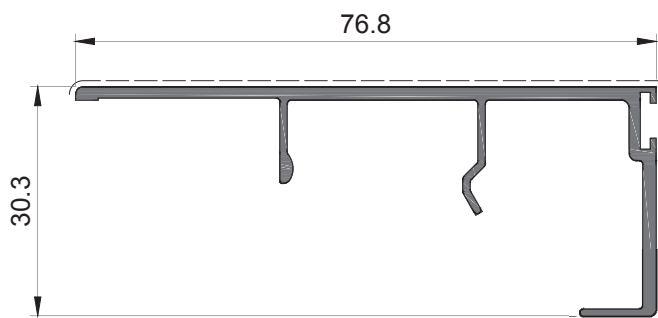
B - Profilati sistema

Profilati cartelline










C9A020

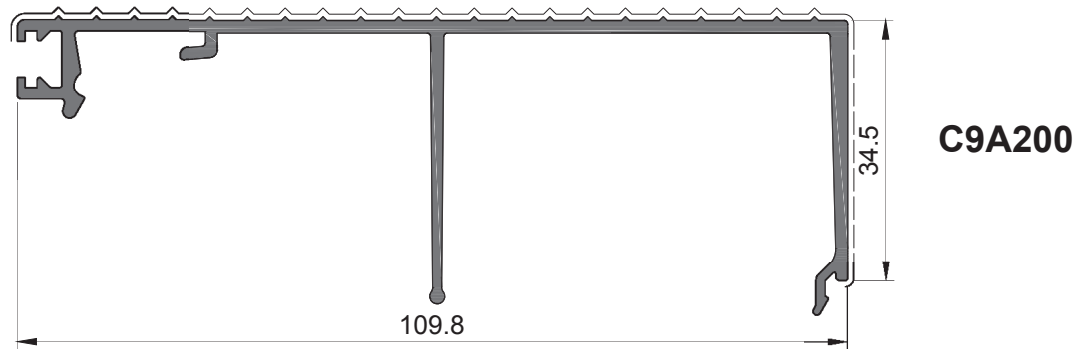
 dm ² /m	29.81	-	-	-	-	-	-	-	-	-		J.13.10
 dm ² /m	11.07	-	-	-	-	-	-	-	-	-		H.1.17
 lyy cm ⁴	1.74	-	-	-	-	-	-	-	-	-	 m	7.0
mm	800	1000	1200	1400	1600	1800	2000	2200	2400	2600	2800	3000
 lxx cm ⁴	-	12.32	-	-	-	-	-	-	-	-	-	-











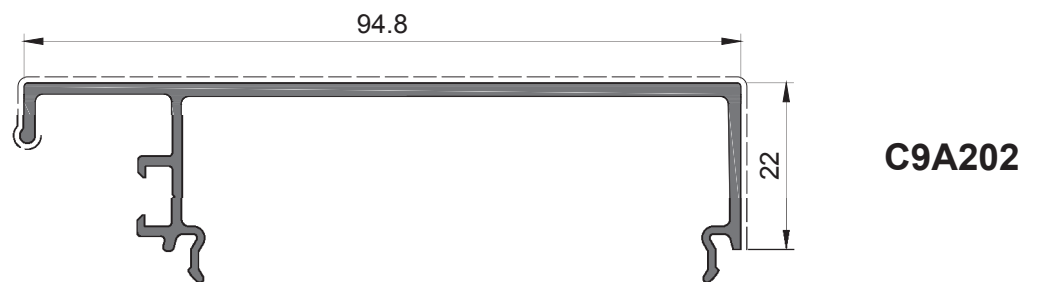
C9A040









 dm ² /m	29.0	-	-	-	-	-	-	-	-	-		-
 dm ² /m	10.1	-	-	-	-	-	-	-	-	-		-
 lyy cm ⁴	1.73	-	-	-	-	-	-	-	-	-	 m	7.0
mm	800	1000	1200	1400	1600	1800	2000	2200	2400	2600	2800	3000
 lxx cm ⁴	-	12.50	-	-	-	-	-	-	-	-	-	-

Profilati cartelline

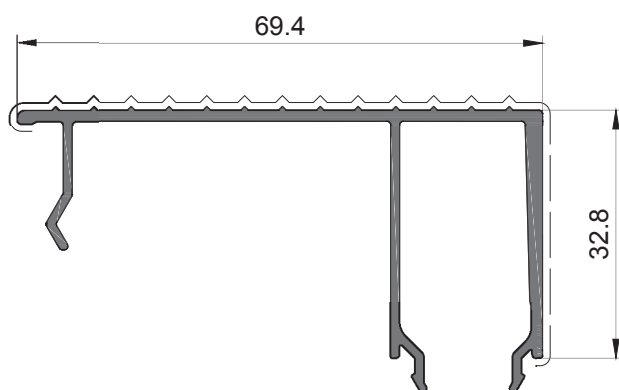


 dm ² /m	43.53	-	-	-	-	-	-	-	-	-		J.18.36
 dm ² /m	15.53	-	-	-	-	-	-	-	-	-		H.3.2
 lyy cm ⁴	3.97	-	-	-	-	-	-	-	-	-	 m	7.0
 mm	800	1000	1200	1400	1600	1800	2000	2200	2400	2600	2800	3000
 lxx cm ⁴	-	48.41	-	-	-	-	-	-	-	-	-	-










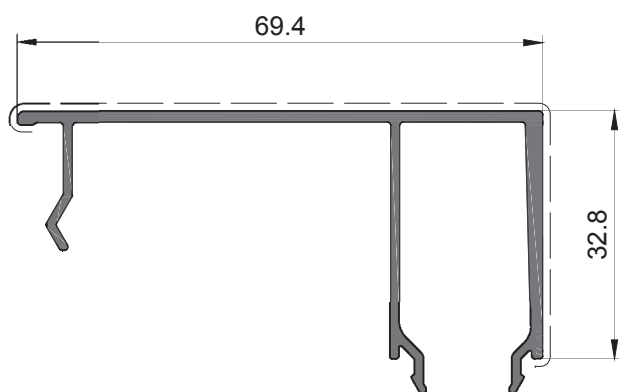
 dm ² /m	34.44	-	-	-	-	-	-	-	-	-		J.18.35
 dm ² /m	12.66	-	-	-	-	-	-	-	-	-		H.3.4
 lyy cm ⁴	1.54	-	-	-	-	-	-	-	-	-	 m	7.0
 mm	800	1000	1200	1400	1600	1800	2000	2200	2400	2600	2800	3000
 lxx cm ⁴	-	26.92	-	-	-	-	-	-	-	-	-	-

Profilati cartelline










C9A112

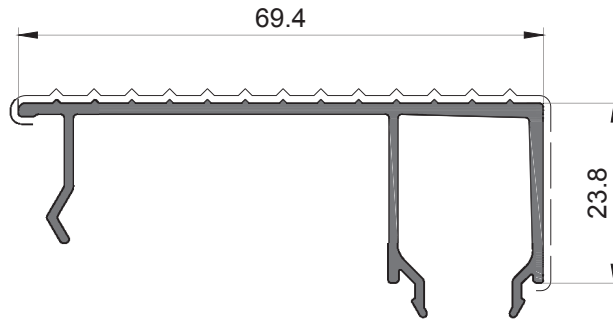
 dm ² /m	33.4	-	-	-	-	-	-	-	-	-		-
 dm ² /m	10.7	-	-	-	-	-	-	-	-	-		-
 lyy cm ⁴	3.24	-	-	-	-	-	-	-	-	-	 m	7.0
mm	800	1000	1200	1400	1600	1800	2000	2200	2400	2600	2800	3000
 lxx cm ⁴	-	12.64	-	-	-	-	-	-	-	-	-	-



C9A122

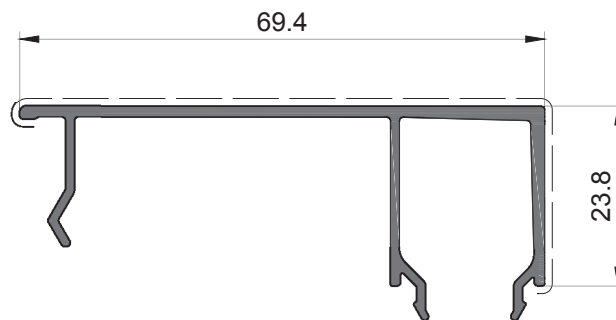
 dm ² /m	32.9	-	-	-	-	-	-	-	-	-		-
 dm ² /m	10.2	-	-	-	-	-	-	-	-	-		-
 lyy cm ⁴	3.21	-	-	-	-	-	-	-	-	-	 m	7.0
mm	800	1000	1200	1400	1600	1800	2000	2200	2400	2600	2800	3000
 lxx cm ⁴	-	12.50	-	-	-	-	-	-	-	-	-	-

Profilati cartelline



C9A110

dm ² /m	29.9	-	-	-	-	-	-	-	-	-	-	
dm ² /m	9.8	-	-	-	-	-	-	-	-	-	-	
lyy cm ⁴	1.56	-	-	-	-	-	-	-	-	-	m 7.0	
mm	800	1000	1200	1400	1600	1800	2000	2200	2400	2600	2800	3000
lxx cm ⁴	-	11.26	-	-	-	-	-	-	-	-	-	-

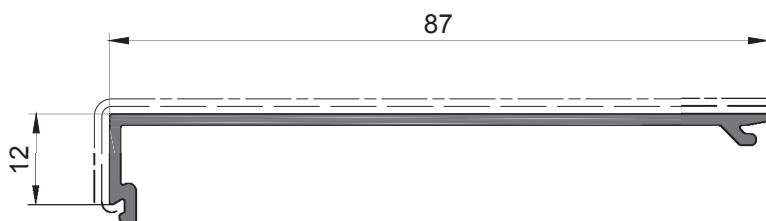


C9A130

dm ² /m	29.3	-	-	-	-	-	-	-	-	-	-	
dm ² /m	9.3	-	-	-	-	-	-	-	-	-	-	
lyy cm ⁴	1.54	-	-	-	-	-	-	-	-	-	m 7.0	
mm	800	1000	1200	1400	1600	1800	2000	2200	2400	2600	2800	3000
lxx cm ⁴	-	11.13	-	-	-	-	-	-	-	-	-	-

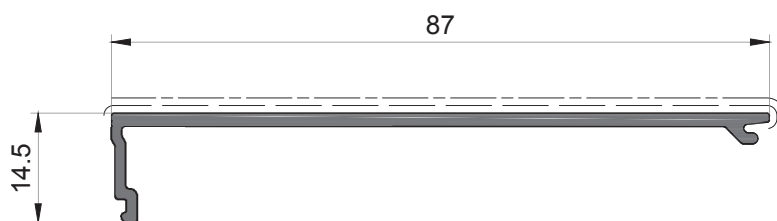
B - Profilati sistema

Profilati cartelline incontro ridotto



C9A016

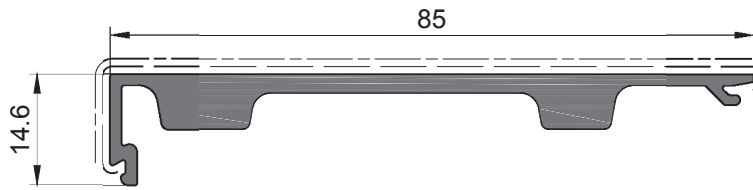
	dm ² /m	2.14	-	-	-	-	-	-	-	-		J.22.16	
	dm ² /m	0.99	-	-	-	-	-	-	-	-		H.4.1	
	lyy cm ⁴	0.17	-	-	-	-	-	-	-	-		5.5	
	mm	800	1000	1200	1400	1600	1800	2000	2200	2400	2600	2800	3000
	lxx cm ⁴	-	13.14	-	-	-	-	-	-	-	-	-	-











C9A026

	dm ² /m	2.11	-	-	-	-	-	-	-	-		-	
	dm ² /m	0.88	-	-	-	-	-	-	-	-		-	
	lyy cm ⁴	0.14	-	-	-	-	-	-	-	-		5.5	
	mm	800	1000	1200	1400	1600	1800	2000	2200	2400	2600	2800	3000
	lxx cm ⁴	-	13.92	-	-	-	-	-	-	-	-	-	-

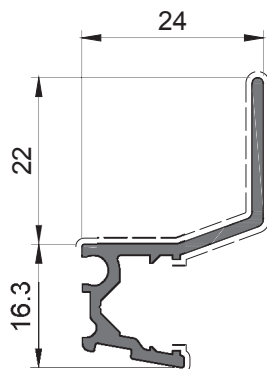
Profilati cartelline incontro ridotto











C9A027

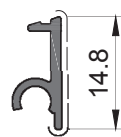
 dm ² /m	2.24	-	-	-	-	-	-	-	-	-		J.21.27
 dm ² /m	0.96	-	-	-	-	-	-	-	-	-		H.4.5
 lyy cm ⁴	0.24	-	-	-	-	-	-	-	-	-	 m	5.5
 mm	800	1000	1200	1400	1600	1800	2000	2200	2400	2600	2800	3000
 lxx cm ⁴	-	20.73	-	-	-	-	-	-	-	-	-	-

Profilati gocciolatoi











C9A004

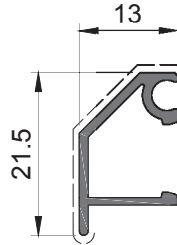
 dm ² /m	14.64	-	-	-	-	-	-	-	-	-		J.10.4
 dm ² /m	7.87	-	-	-	-	-	-	-	-	-		H.1.16
 I _{yy} cm ⁴	1.08	-	-	-	-	-	-	-	-	-	 m	7.0
 mm	800	1000	1200	1400	1600	1800	2000	2200	2400	2600	2800	3000
 I _{xx} cm ⁴	-	0.80	-	-	-	-	-	-	-	-	-	-











C9A005

 dm ² /m	5.05	-	-	-	-	-	-	-	-	-		J.10.4
 dm ² /m	1.59	-	-	-	-	-	-	-	-	-		H.1.1
 I _{yy} cm ⁴	0.04	-	-	-	-	-	-	-	-	-	 m	7.0
 mm	800	1000	1200	1400	1600	1800	2000	2200	2400	2600	2800	3000
 I _{xx} cm ⁴	-	0.01	-	-	-	-	-	-	-	-	-	-

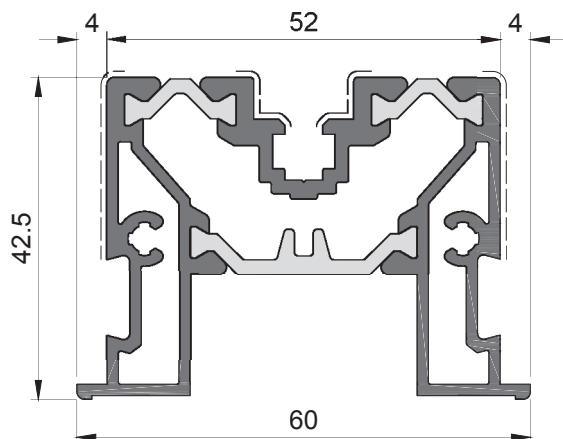
Profilati gocciolatoi











C9A003

 dm ² /m	9.83	-	-	-	-	-	-	-	-	-		J.10.2
 dm ² /m	4.58	-	-	-	-	-	-	-	-	-		H.1.16
 lyy cm ⁴	0.25	-	-	-	-	-	-	-	-	-	 m	7.0
 mm	800	1000	1200	1400	1600	1800	2000	2200	2400	2600	2800	3000
 lxx cm ⁴	-	0.11	-	-	-	-	-	-	-	-	-	-

Profilati guida

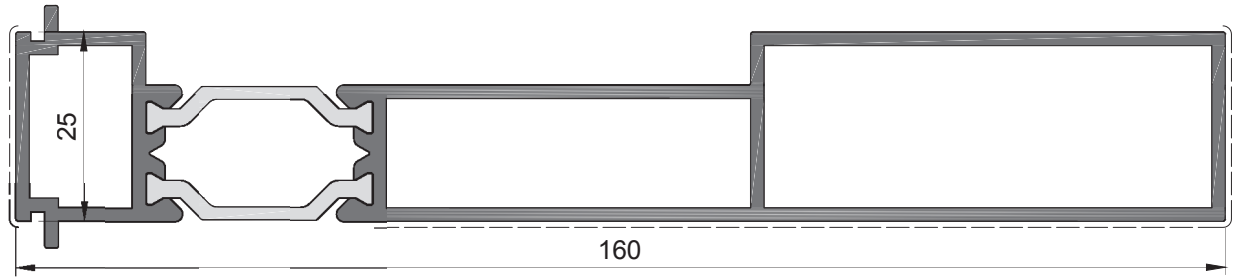










C9C002

 dm ² /m	27.96	-	-	-	-	-	-	-	-	-		J.14.4
 dm ² /m	9.77	-	-	-	-	-	-	-	-	-		H.1.15
 I _{yy} cm ⁴	6.07	-	-	-	-	-	-	-	-	-	 m	6.0
 mm	800	1000	1200	1400	1600	1800	2000	2200	2400	2600	2800	3000
 I _{xx} cm ⁴	3.75	5.03	6.23	7.54	8.66	9.68	10.58	11.37	12.06	12.66	13.19	13.65

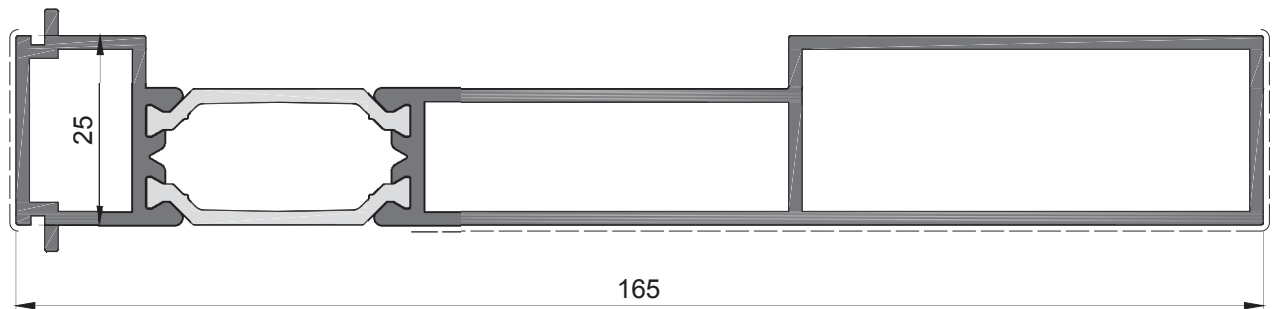
Profilati di accoppiamento









Z9C048



 dm ² /m	37.95	-	-	-	-	-	-	-	-	-		-
 dm ² /m	16.30	-	-	-	-	-	-	-	-	-		-
 l _{yy} cm ⁴	6.43	-	-	-	-	-	-	-	-	-	 m	6.5
 mm	800	1000	1200	1400	1600	1800	2000	2200	2400	2600	2800	3000
 l _{xx} cm ⁴	101.21	111.64	121.45	130.25	137.93	144.53	150.13	154.89	158.92	162.35	165.27	167.77

Z9C049



 dm ² /m	37.95	-	-	-	-	-	-	-	-	-		-
 dm ² /m	16.30	-	-	-	-	-	-	-	-	-		-
 l _{yy} cm ⁴	6.43	-	-	-	-	-	-	-	-	-	 m	6.5
 mm	800	1000	1200	1400	1600	1800	2000	2200	2400	2600	2800	3000
 l _{xx} cm ⁴	104.32	115.92	126.83	136.62	145.16	152.49	158.73	164.02	168.51	172.32	175.57	178.35

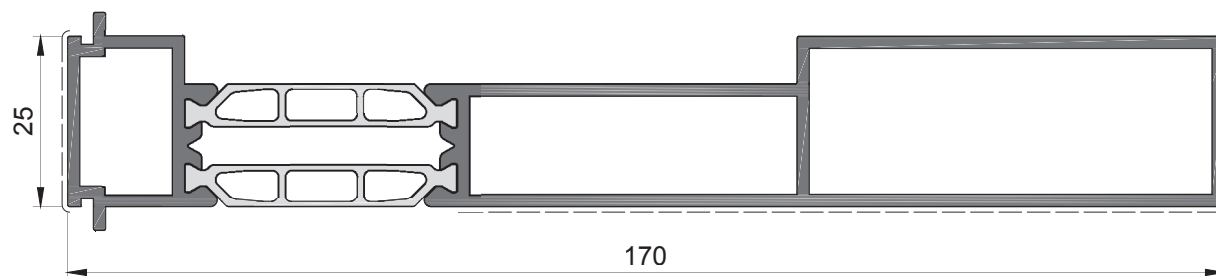
B - Profilati sistema

Profilati di accoppiamento



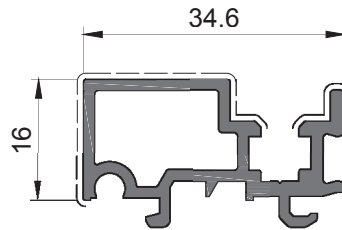
90%

Z9C050











	dm ² /m	37.95	-	-	-	-	-	-	-	-		-	
	dm ² /m	16.30	-	-	-	-	-	-	-	-		-	
	lyy cm ⁴	6.43	-	-	-	-	-	-	-	-		6.5	
	mm	800	1000	1200	1400	1600	1800	2000	2200	2400	2600	2800	3000
	lxx cm ⁴	92.42	100.98	109.96	118.91	127.53	135.60	143.04	149.81	155.90	161.36	166.24	170.59


Profilati complementari



C9A100

 dm ² /m	17.11	-	-	-	-	-	-	-	-	-		J.2.29
 dm ² /m	5.59	-	-	-	-	-	-	-	-	-		H.1.8
 I _{yy} cm ⁴	0.59	-	-	-	-	-	-	-	-	-	 m	7.0
 mm	800	1000	1200	1400	1600	1800	2000	2200	2400	2600	2800	3000
 I _{xx} cm ⁴	-	2.25	-	-	-	-	-	-	-	-	-	-

Momenti di inerzia

	I _{xx} (cm ⁴)											
	LUNGHEZZA [mm]											
	800	1000	1200	1400	1600	1800	2000	2200	2400	2600	2800	3000
C9C002	3.75	5.03	6.23	7.54	8.66	9.68	10.58	11.37	12.06	12.66	13.19	13.65
C9K014	25.68	37.27	48.87	60.46	72.05	83.65	95.24	104.70	114.21	123.76	133.24	142.76
C9K017	112.84	125.63	138.04	149.50	159.75	168.75	176.55	183.28	189.07	194.04	198.33	202.03
C9K018	133.06	147.06	160.69	173.32	184.66	194.64	203.32	210.82	217.28	222.85	227.64	231.79
C9K024	69.68	86.94	104.93	122.74	139.78	155.65	170.20	183.35	195.15	205.68	215.06	223.39
C9K025	77.07	96.00	115.90	135.82	155.05	173.14	189.85	205.09	218.86	231.23	242.29	252.18
C9K026	89.46	109.67	130.96	152.28	172.88	192.28	210.22	226.60	241.40	254.41	266.63	277.28
C9K027	109.73	133.22	158.23	183.58	208.35	231.95	253.99	274.29	292.81	309.59	324.72	338.33
C9K028	27.74	40.26	52.78	65.30	77.82	90.34	102.87	113.08	123.36	133.63	143.91	154.19
C9K035	112.1	145.9	184.4	226.5	270.9	316.6	362.6	408.3	452.9	496.3	537.8	577.3
C9K121	55.89	64.77	74.45	84.49	94.55	104.35	113.72	122.54	130.74	138.30	145.23	151.56
C9K124	73.56	91.94	111.29	130.66	149.37	166.99	183.28	198.14	211.57	223.64	234.45	244.11
C9K131	291.32	325.97	361.99	397.62	431.62	463.26	492.19	518.33	541.75	562.63	581.19	597.67
C9K134	75.80	92.65	110.44	128.33	145.66	162.03	177.21	191.10	203.68	215.02	225.19	234.30
C9K200	45.06	65.40	85.74	106.08	126.42	146.76	167.10	183.69	200.39	217.08	233.78	250.47
C9V101	13.54	17.26	20.81	24.05	26.91	29.39	31.52	33.34	34.89	36.22	37.36	38.34
C9V102	11.68	14.71	17.51	19.99	22.12	23.94	25.46	26.75	27.83	28.74	29.52	30.18
C9V107	3.82	4.70	5.66	6.67	7.70	8.70	9.67	10.60	11.46	12.26	13.01	13.69
C9V108	3.58	4.40	5.29	6.22	7.15	8.06	8.93	9.75	10.52	11.23	11.88	12.47
C9V109	15.78	18.69	21.72	24.74	27.63	30.32	32.80	35.04	37.06	38.86	40.48	41.90
C9V110	18.84	22.01	25.33	28.62	31.79	34.75	37.47	39.94	42.16	44.16	45.93	47.51
C9V151	3.95	3.95	3.95	3.95	3.95	3.95	3.95	3.95	3.95	3.95	3.95	3.95
C9V152	3.39	3.39	3.39	3.39	3.39	3.39	3.39	3.39	3.39	3.39	3.39	3.39
C9T108	3.13	3.90	4.74	5.61	6.48	7.34	8.16	8.93	9.65	10.32	10.94	11.49
C9T210	13.12	17.62	22.38	27.16	31.80	36.19	40.26	43.98	47.36	50.41	53.14	55.59
Z9C048	101.21	111.64	121.45	130.25	137.93	144.53	150.13	154.89	158.92	162.35	165.27	167.77
Z9C049	104.32	115.92	126.83	136.62	145.16	152.49	158.73	164.02	168.51	172.32	175.57	178.35
Z9C050	92.42	100.98	109.96	118.91	127.53	135.60	143.04	149.81	155.90	161.36	166.24	170.59

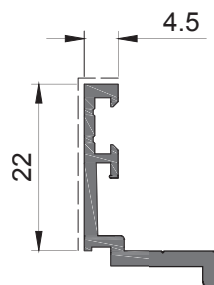
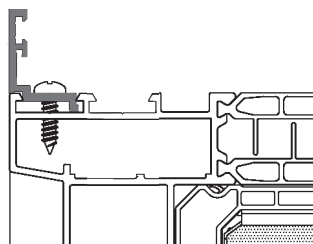
Profilati vari

Contenuto	
Profilati vari	1
Profilati di finitura	3
Profilati di design	7
Guide per avvolgibili	9
Profilati di rinforzo	12
Davanzale	17
Profilati di rivestimento	19
Profilato di ancoraggio	20

Indice

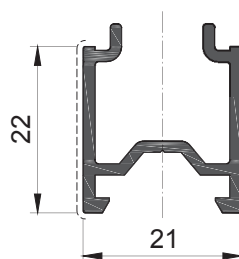
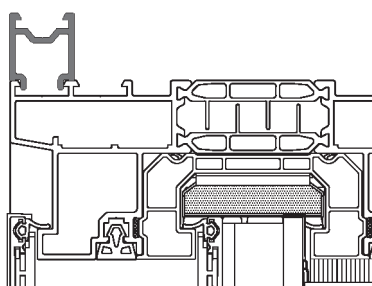
012.....	C9	Z9C005.....	C5
CO3001.....	C4	Z9C008.....	C20
CO3003.....	C4	Z9C010.....	C12
Z9A001.....	C7	Z9C011.....	C12
Z9A002.....	C7	Z9C012.....	C13
Z9A016.....	C3	Z9C013.....	C13
Z9A030.....	C5	Z9C014.....	C13
Z9A066.....	C3	Z9C015.....	C14
Z9A068.....	C9	Z9C016.....	C14
Z9A069.....	C4	Z9C017.....	C14
Z9A075.....	C9	Z9C018.....	C15
Z9A077.....	C19	Z9C020.....	C15
Z9A078.....	C19	Z9C021.....	C15
Z9A079.....	C19	Z9C022.....	C16
Z9A080.....	C19	Z9C030.....	C5
Z9A081.....	C19	Z9C046.....	C16
Z9A082.....	C19	Z9D002.....	C18
Z9A110.....	C16	Z9D003.....	C18
Z9A162.....	C10	Z9D004.....	C18
Z9A168.....	C11	Z9D005.....	C18
Z9A170.....	C10	Z9D006.....	C18
Z9A170.....	C12	Z9D007.....	C18
Z9A171.....	C10	Z9D008.....	C18
Z9A511.....	C8	Z9D009.....	C18
Z9A521.....	C7	Z9D010.....	C18
Z9A525.....	C6	Z9D220.....	C17
Z9A526.....	C8	Z9D221.....	C17
Z9A527.....	C8		
Z9A905.....	C3		

Profilati di finitura



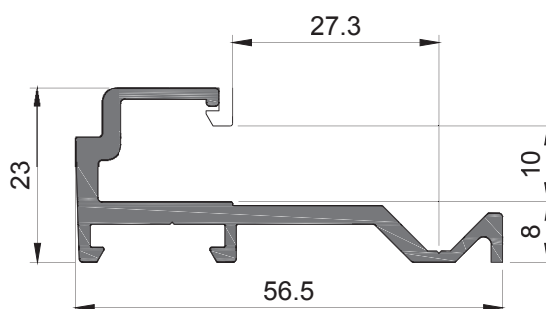
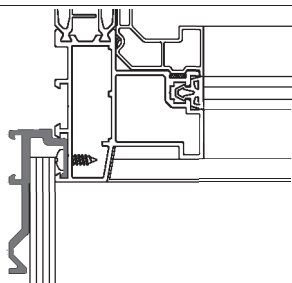
Z9A016

(dm ² /m)	10.9
(dm ² /m)	2.65
$\gamma \frac{x}{x} \frac{y}{y}$ Ixx (cm ⁴)	0.27
$\gamma \frac{x}{x} \frac{y}{y}$ Iyy (cm ⁴)	0.59
-	m 6.0



Z9A905

(dm ² /m)	16.25
(dm ² /m)	4.47
$\gamma \frac{x}{x} \frac{y}{y}$ Ixx (cm ⁴)	0.87
$\gamma \frac{x}{x} \frac{y}{y}$ Iyy (cm ⁴)	0.64
-	m 6.5

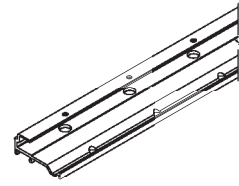
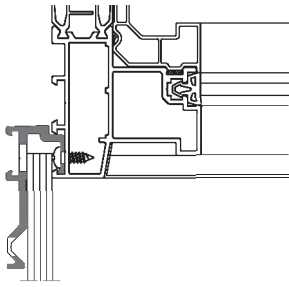


Z9A066

(dm ² /m)	21.91
(dm ² /m)	0
$\gamma \frac{x}{x} \frac{y}{y}$ Ixx (cm ⁴)	7.36
$\gamma \frac{x}{x} \frac{y}{y}$ Iyy (cm ⁴)	0.98
-	m 6.5

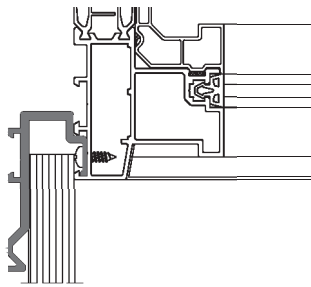
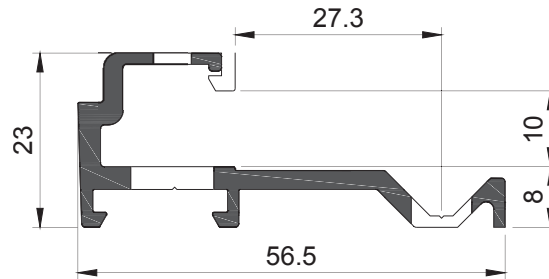
C - Profilati vari

Profilati di finitura



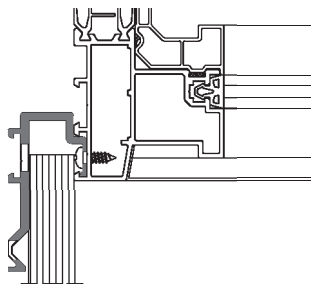
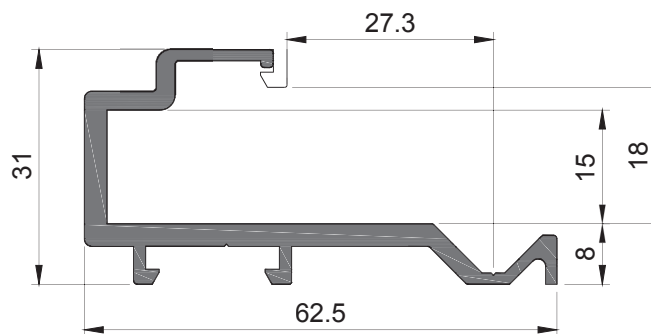
CO3001

(dm ² /m)	21.95
(dm ² /m)	0
$\gamma \begin{matrix} x \\ \vdots \\ x \end{matrix} \begin{matrix} l_{xx} \\ (cm^4) \end{matrix}$	7.36
$\gamma \begin{matrix} y \\ \vdots \\ y \end{matrix} \begin{matrix} l_{yy} \\ (cm^4) \end{matrix}$	0.98
-	m 6.5



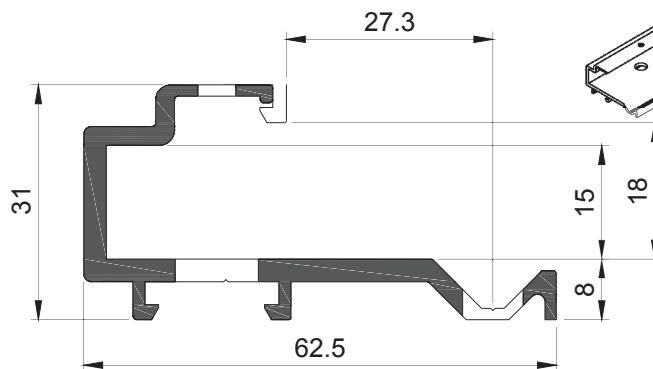
Z9A069

(dm ² /m)	25.97
(dm ² /m)	0
$\gamma \begin{matrix} x \\ \vdots \\ x \end{matrix} \begin{matrix} l_{xx} \\ (cm^4) \end{matrix}$	10.8
$\gamma \begin{matrix} y \\ \vdots \\ y \end{matrix} \begin{matrix} l_{yy} \\ (cm^4) \end{matrix}$	2.62
-	m 6.5

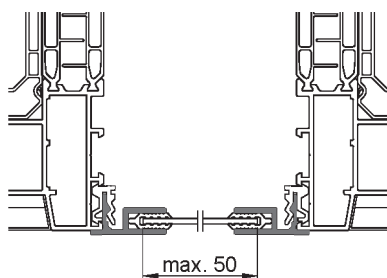






CO3003

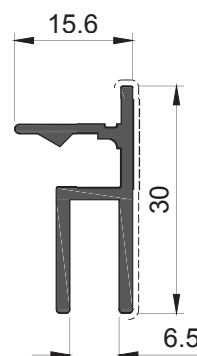
(dm ² /m)	25.97
(dm ² /m)	0
$\gamma \begin{matrix} x \\ \vdots \\ x \end{matrix} \begin{matrix} l_{xx} \\ (cm^4) \end{matrix}$	10.8
$\gamma \begin{matrix} y \\ \vdots \\ y \end{matrix} \begin{matrix} l_{yy} \\ (cm^4) \end{matrix}$	2.62
-	m 6.5



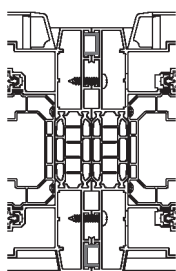
Profilati di finitura







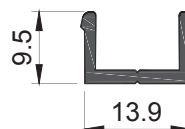
 (dm ² /m)	13.86
 (dm ² /m)	3.19
$\gamma \frac{x}{x} \gamma$ Ixx (cm ⁴)	0.21
$\gamma \frac{x}{x} \gamma$ Iyy (cm ⁴)	0.78
 -	 m 6.0







Z9C005

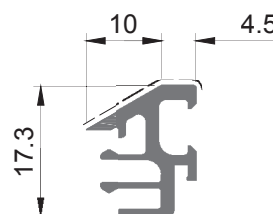


 (dm ² /m)	6.24
 (dm ² /m)	0
$\gamma \frac{x}{x} \gamma$ Ixx (cm ⁴)	0.13
$\gamma \frac{x}{x} \gamma$ Iyy (cm ⁴)	0.04
 -	 m 6.0



Z9C030

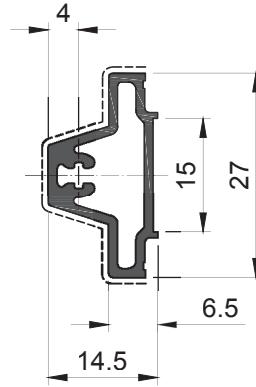
 (dm ² /m)	11.81
 (dm ² /m)	1.63
$\gamma \frac{x}{x} \gamma$ Ixx (cm ⁴)	0.08
$\gamma \frac{x}{x} \gamma$ Iyy (cm ⁴)	0.20
 -	 m 6.5







Z9A030

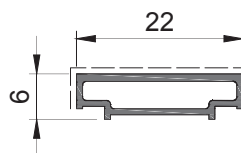
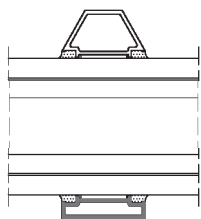
Profilati di finitura

Z9A525







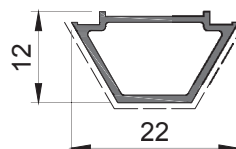
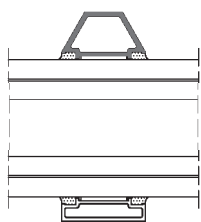
 (dm ² /m)	8.01
 (dm ² /m)	4.80
$\gamma \frac{x}{x} \gamma$ Ixx (cm ⁴)	0.21
$\gamma \frac{y}{y} \gamma$ Iyy (cm ⁴)	0.55
 -	 m 6.5

Profilati di design







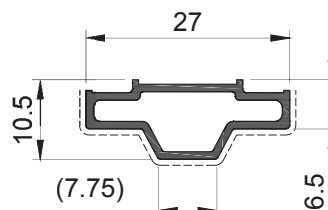
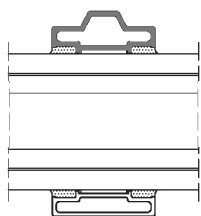
Z9A001

 (dm ² /m)	5.84
 (dm ² /m)	3.12
$\gamma \frac{x}{x} \gamma$ Ixx (cm ⁴)	0.23
$\gamma \frac{x}{x} \gamma$ Iyy (cm ⁴)	0.02
 -	 m 5.0







Z9A002

 (dm ² /m)	6.14
 (dm ² /m)	3.42
$\gamma \frac{x}{x} \gamma$ Ixx (cm ⁴)	0.2
$\gamma \frac{x}{x} \gamma$ Iyy (cm ⁴)	0.09
 -	 m 6.0

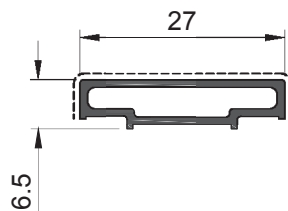
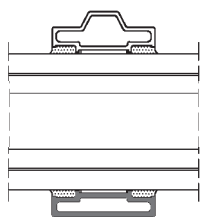


Z9A521

 (dm ² /m)	7.31
 (dm ² /m)	4.13
$\gamma \frac{x}{x} \gamma$ Ixx (cm ⁴)	0.86
$\gamma \frac{x}{x} \gamma$ Iyy (cm ⁴)	0.11
 -	 m 6.5

C - Profilati vari

Profilati di design



Z9A511

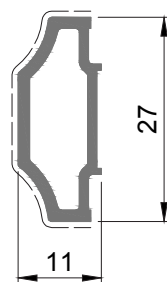
	(dm ² /m)	6.85
	(dm ² /m)	3.68
$\gamma \frac{x}{x} \gamma$	I _{xx} (cm ⁴)	0.83
$\gamma \frac{y}{y} \gamma$	I _{yy} (cm ⁴)	0.04
	-	m 6.5



Z9A526

	(dm ² /m)	9.74
	(dm ² /m)	1.39
$\gamma \frac{x}{x} \gamma$	I _{xx} (cm ⁴)	0.03
$\gamma \frac{y}{y} \gamma$	I _{yy} (cm ⁴)	0.16
	-	m 6.5

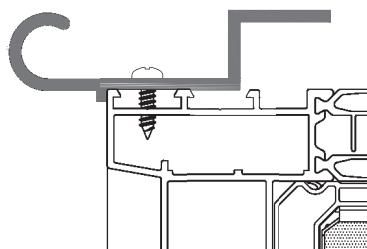
C - Profilati vari







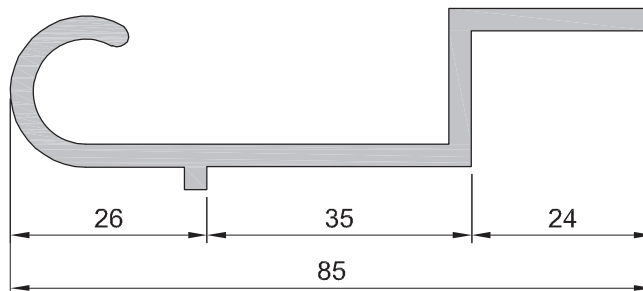
Z9A527

	(dm ² /m)	7.21
	(dm ² /m)	4.04
$\gamma \frac{x}{x} \gamma$	I _{xx} (cm ⁴)	0.11
$\gamma \frac{y}{y} \gamma$	I _{yy} (cm ⁴)	0.62
	-	m 6.5

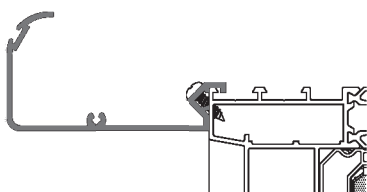
Guide per avvolgibili







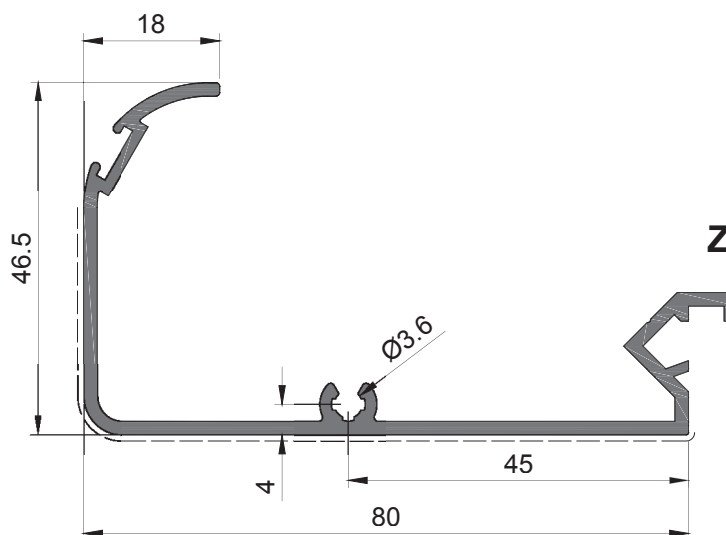
 (dm ² /m)	-
 (dm ² /m)	-
$\gamma \frac{x}{x} \gamma$ Ixx (cm ⁴)	-
$\gamma \frac{x}{x} \gamma$ Iyy (cm ⁴)	-
 -	 m 6.0



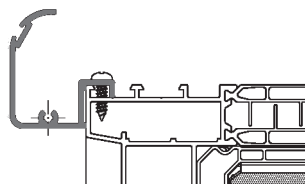
**012
PVC**







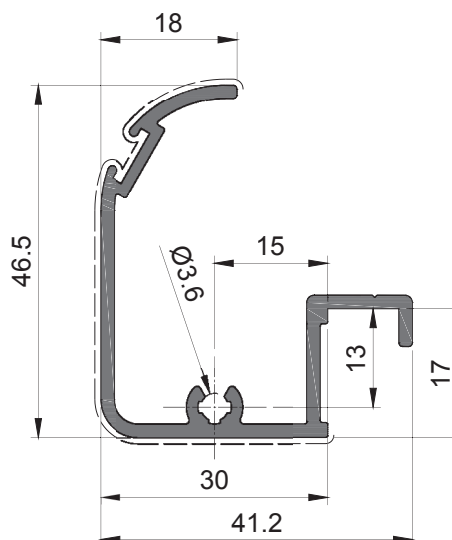
 (dm ² /m)	36.74
 (dm ² /m)	10.80
$\gamma \frac{x}{x} \gamma$ Ixx (cm ⁴)	6.56
$\gamma \frac{x}{x} \gamma$ Iyy (cm ⁴)	29.50
 -	 m 6.5



Z9A068



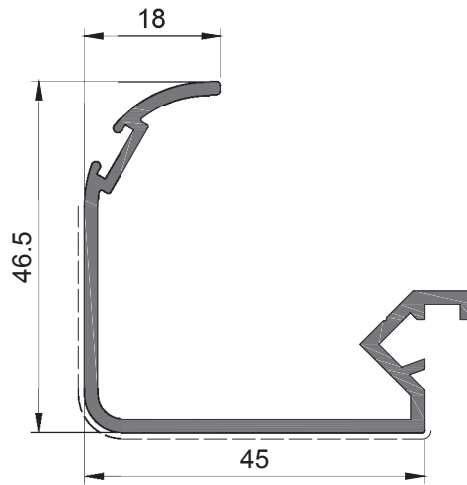
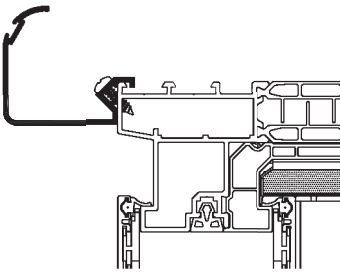
 (dm ² /m)	21.31
 (dm ² /m)	7.32
$\gamma \frac{x}{x} \gamma$ Ixx (cm ⁴)	1.60
$\gamma \frac{x}{x} \gamma$ Iyy (cm ⁴)	2.85
 -	 m 6.5



Z9A075

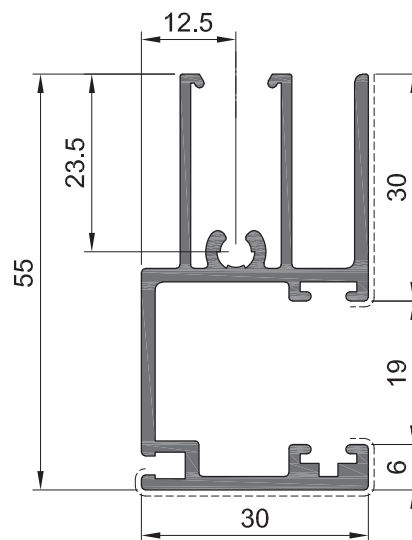
C - Profilati vari

Guide per avvolgibili



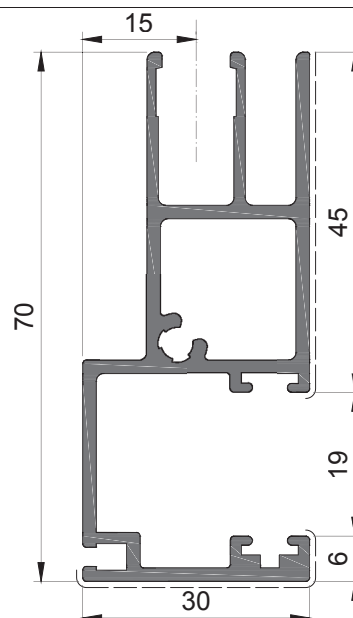
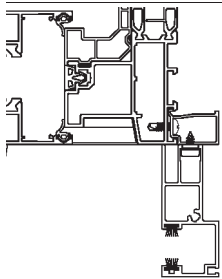
Z9A171

	(dm ² /m)	27.87
	(dm ² /m)	7.30
	I_{xx} (cm ⁴)	7.63
	I_{yy} (cm ⁴)	5.39
	-	ϕ m 6.5



Z9A162

	(dm ² /m)	40.33
	(dm ² /m)	6.67
	I_{xx} (cm ⁴)	3.48
	I_{yy} (cm ⁴)	10.05
	-	ϕ m 6.5

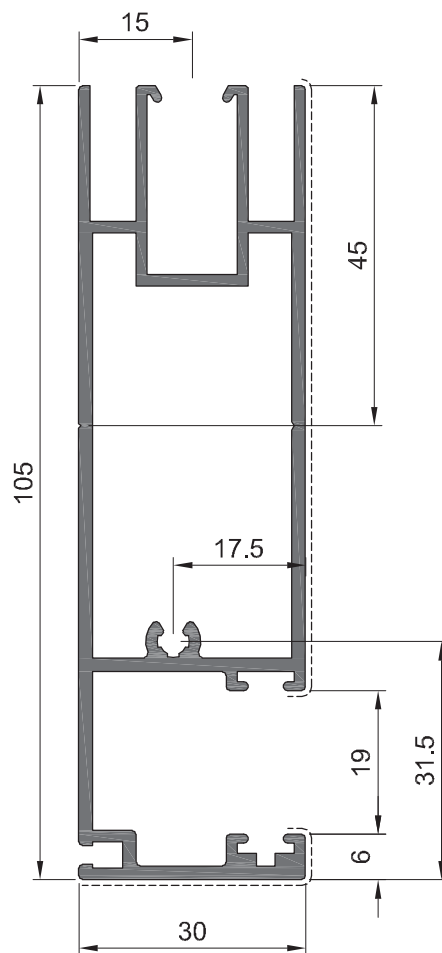
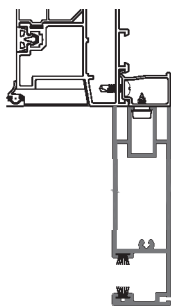


Z9A170





	(dm ² /m)	38.30
	(dm ² /m)	8.18
	I_{xx} (cm ⁴)	3.99
	I_{yy} (cm ⁴)	18.78
	-	ϕ m 6.0

C - Profilati vari

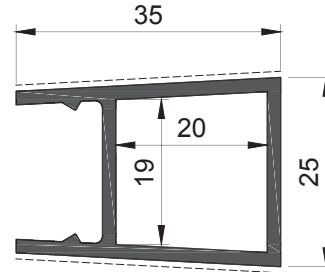
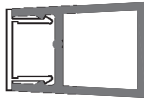
Guide per avvolgibili







Z9A168

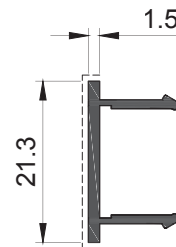
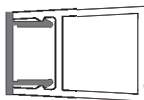
 (dm ² /m)	50.46
 (dm ² /m)	11.98
$\gamma \frac{x}{x} \gamma$ Ixx (cm ⁴)	7.92
$\gamma \frac{y}{y} \gamma$ Iyy (cm ⁴)	66.99
 -	 m 6.5

Profilati di rinforzo







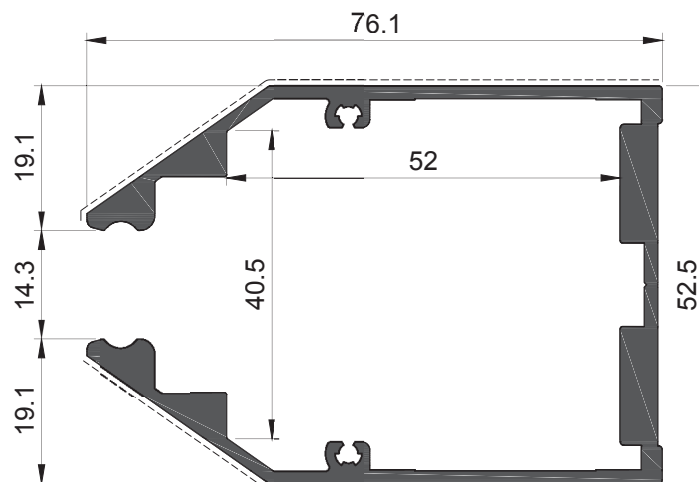
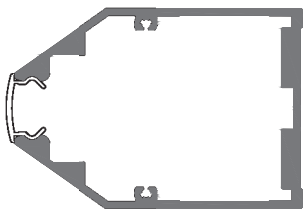
Z9C009

 (dm ² /m)	14.12
 (dm ² /m)	7.01
$\gamma \frac{x}{x} \gamma$ Ixx (cm ⁴)	2.38
$\gamma \frac{y}{y} \gamma$ Iyy (cm ⁴)	1.72
 -	 m 6.5







Z9C010

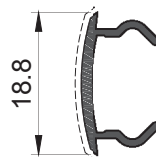
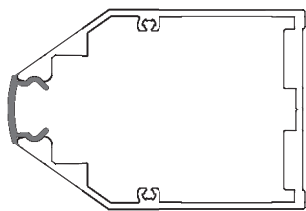
 (dm ² /m)	8.83
 (dm ² /m)	2.37
$\gamma \frac{x}{x} \gamma$ Ixx (cm ⁴)	0.08
$\gamma \frac{y}{y} \gamma$ Iyy (cm ⁴)	0.27
 -	 m 6.5



Z9C011

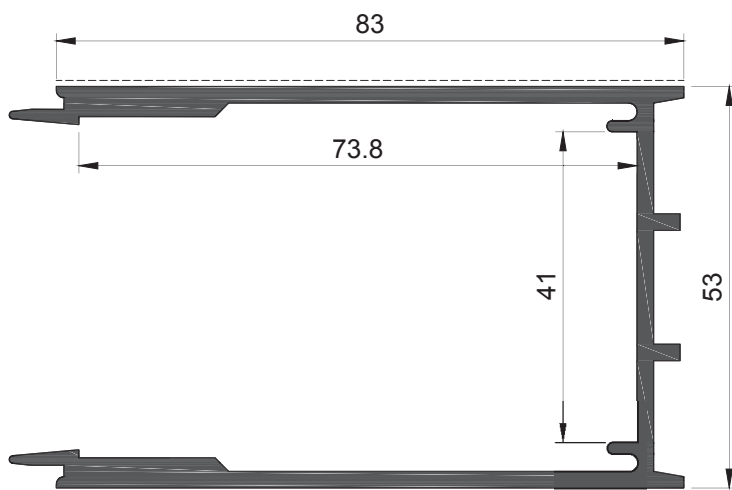
 (dm ² /m)	48.53
 (dm ² /m)	16.27
$\gamma \frac{x}{x} \gamma$ Ixx (cm ⁴)	43.7
$\gamma \frac{y}{y} \gamma$ Iyy (cm ⁴)	22.11
 -	 m 6.5

Profilati di rinforzo



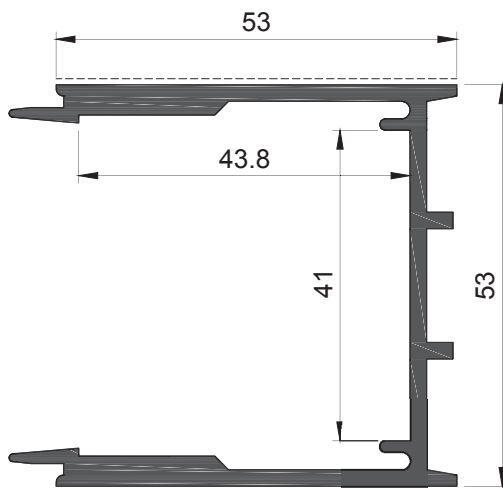

Z9C012

	(dm ² /m)	7.56
	(dm ² /m)	1.99
	I_{xx} (cm ⁴)	0.15
	I_{yy} (cm ⁴)	0.04
	-	m 6.5



Z9C013

	(dm ² /m)	49.36
	(dm ² /m)	16.6
	I_{xx} (cm ⁴)	49.51
	I_{yy} (cm ⁴)	31.51
	-	m 6.5

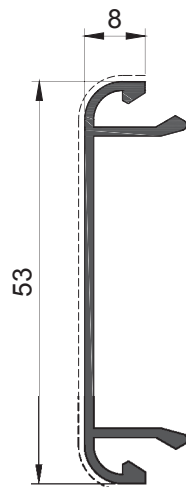
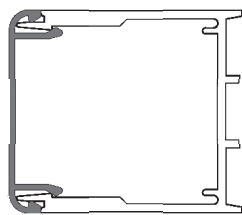


Z9C014





	(dm ² /m)	37.47
	(dm ² /m)	10.6
	I_{xx} (cm ⁴)	14.57
	I_{yy} (cm ⁴)	22.14
	-	m 6.5

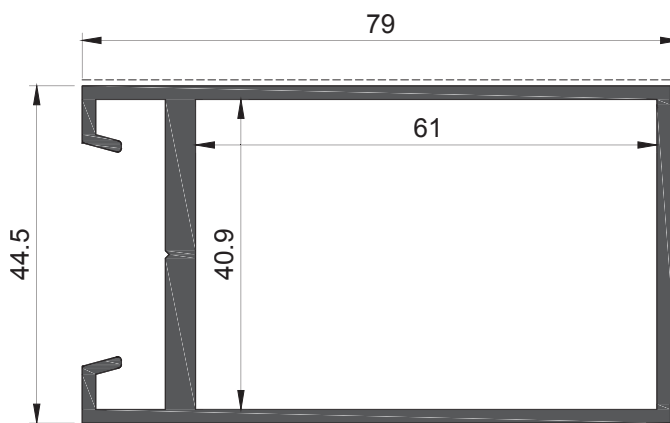
C - Profilati vari

Profilati di rinforzo







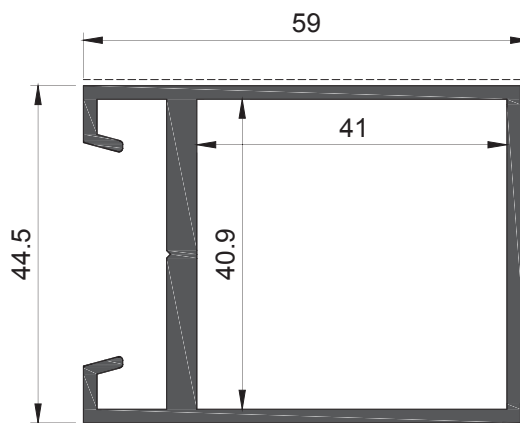
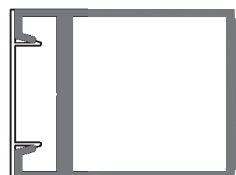
Z9C015

 (dm ² /m)	18.16
 (dm ² /m)	6.46
$\gamma \frac{x}{x} \gamma$ I _{xx} (cm ⁴)	0.16
$\gamma \frac{x}{x} \gamma$ I _{yy} (cm ⁴)	4
 -	 m 6.5







Z9C016

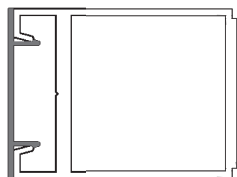
 (dm ² /m)	30.63
 (dm ² /m)	15.56
$\gamma \frac{x}{x} \gamma$ I _{xx} (cm ⁴)	47.42
$\gamma \frac{x}{x} \gamma$ I _{yy} (cm ⁴)	17.58
 -	 m 6.5







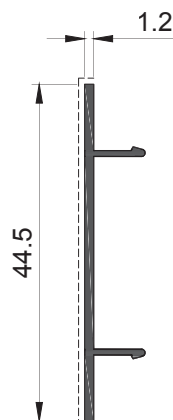
Z9C017

 (dm ² /m)	26.63
 (dm ² /m)	11.56
$\gamma \frac{x}{x} \gamma$ I _{xx} (cm ⁴)	22.18
$\gamma \frac{x}{x} \gamma$ I _{yy} (cm ⁴)	14.29
 -	 m 6.5

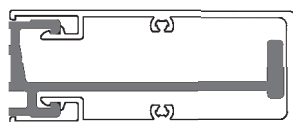
Profilati di rinforzo







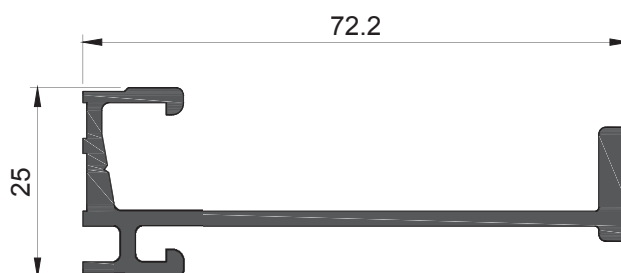
 (dm ² /m)	11.87
 (dm ² /m)	4.69
I_{xx} (cm ⁴)	0.02
I_{yy} (cm ⁴)	1.08
 -	 m 6.5



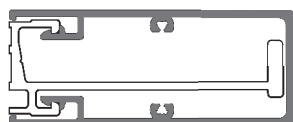
Z9C018







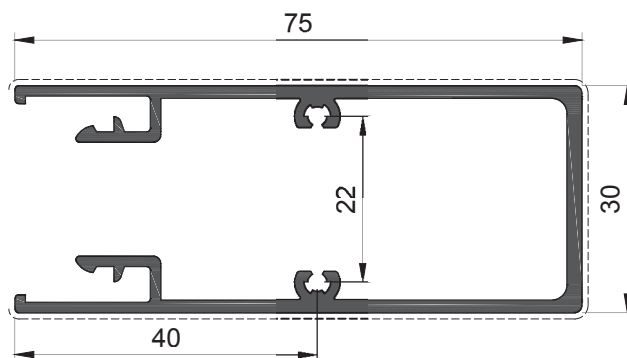
 (dm ² /m)	26.47
 (dm ² /m)	0
I_{xx} (cm ⁴)	21.54
I_{yy} (cm ⁴)	1.12
 -	 m 6.5



Z9C020

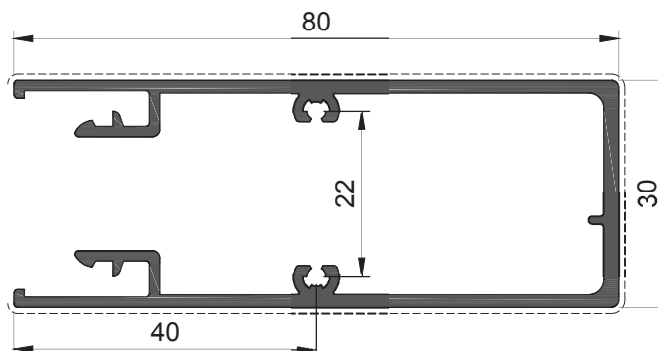
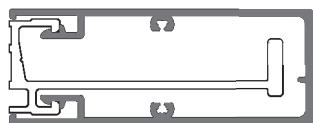


 (dm ² /m)	45.81
 (dm ² /m)	17.97
I_{xx} (cm ⁴)	20.88
I_{yy} (cm ⁴)	6.09
 -	 m 6.5







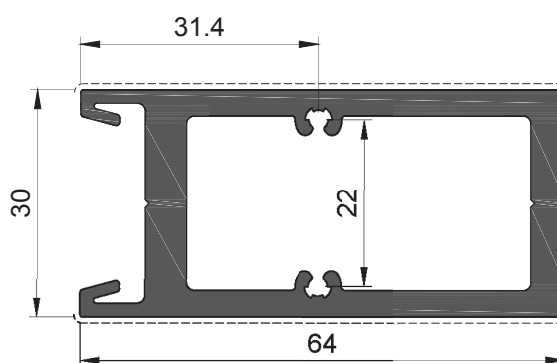
Z9C021

Profilati di rinforzo







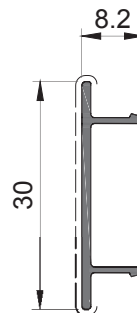
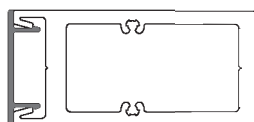
Z9C022

 (dm ² /m)	47.84
 (dm ² /m)	18.97
$\gamma \frac{x}{x} \gamma$ I _{xx} (cm ⁴)	25.18
$\gamma \frac{x}{x} \gamma$ I _{yy} (cm ⁴)	6.44
 -	 m 6.5







Z9C046

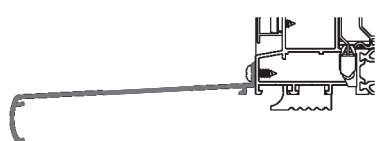
 (dm ² /m)	22.43
 (dm ² /m)	12.89
$\gamma \frac{x}{x} \gamma$ I _{xx} (cm ⁴)	29.17
$\gamma \frac{x}{x} \gamma$ I _{yy} (cm ⁴)	8.85
 -	 m 6.5



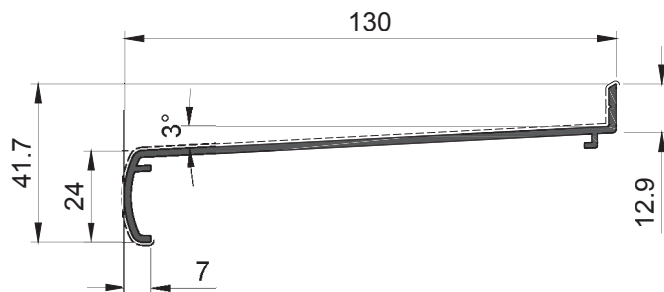
Z9A110

 (dm ² /m)	8.83
 (dm ² /m)	3.23
$\gamma \frac{x}{x} \gamma$ I _{xx} (cm ⁴)	0.38
$\gamma \frac{x}{x} \gamma$ I _{yy} (cm ⁴)	0.02
 -	 m 6.5

Davanzale



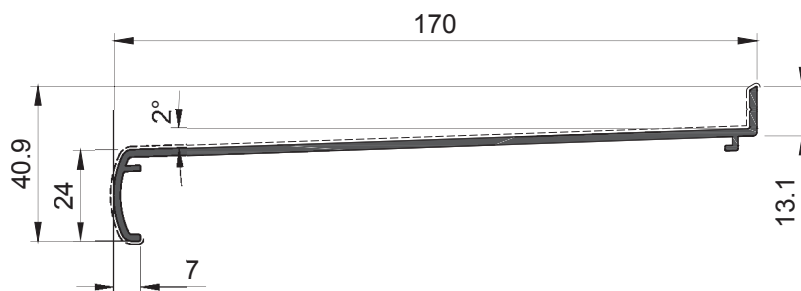
(dm ² /m)	34.8
(dm ² /m)	16.63
$\gamma \frac{x}{x} \gamma$ Ixx (cm ⁴)	62.09
$\gamma \frac{x}{x} \gamma$ Iyy (cm ⁴)	1.62
-	m 6.5



Z9D220

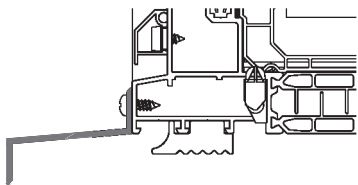
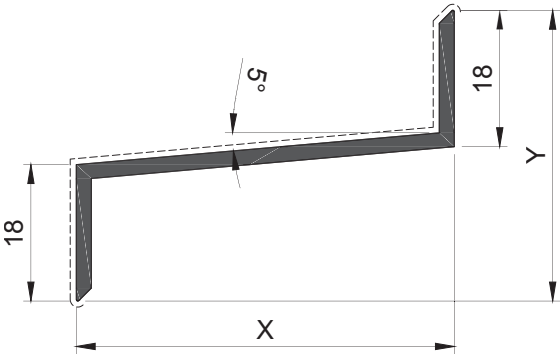







(dm ² /m)	42.8
(dm ² /m)	20.62
$\gamma \frac{x}{x} \gamma$ Ixx (cm ⁴)	132.3
$\gamma \frac{x}{x} \gamma$ Iyy (cm ⁴)	1.58
-	m 6.5

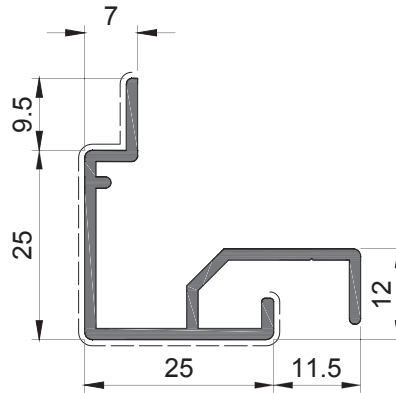
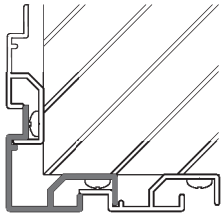


Z9D221

Davanzale

						
 m	6					
Nr	X (mm)	Y (mm)	 (dm ² /m)	 (dm ² /m)	 I _{xx} (cm ⁴)	 I _{yy} (cm ⁴)
Z9D002	70	40.1	20.67	10.38	12.84	1
Z9D003	80	41	22.67	11.38	17.91	1.09
Z9D004	90	41.9	24.68	12.39	24.09	1.18
Z9D005	110	43.6	28.7	14.4	40.17	1.4
Z9D006	130	45.1	32.64	16.37	68.87	1.82
Z9D007	150	46.6	36.58	18.34	110.36	2.34
Z9D008	165	47.9	44.14	19.84	149.96	3.07
Z9D009	180	49	47.17	21.31	206.88	3.76
Z9D010	205	50.9	52.02	23.78	318.32	4.92

Profilati di rivestimento



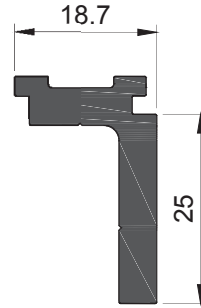
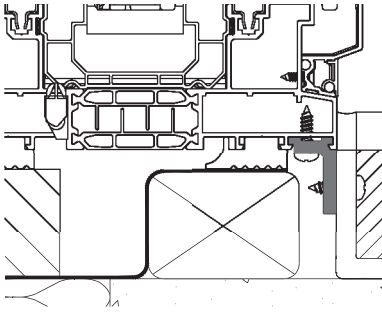
Z9A077

	(dm ² /m)	21.39
	(dm ² /m)	7.07
$\begin{matrix} x \\ \vdots \\ y \end{matrix}$	I_{xx} (cm ⁴)	2.23
$\begin{matrix} x \\ \vdots \\ y \end{matrix}$	I_{yy} (cm ⁴)	1.35
	-	\varnothing m 6.5





\varnothing m	6.5					
Nr	X (mm)	Y (mm)	(dm ² /m)	(dm ² /m)	$\begin{matrix} x \\ \vdots \\ y \end{matrix}$ I_{xx} (cm ⁴)	$\begin{matrix} x \\ \vdots \\ y \end{matrix}$ I_{yy} (cm ⁴)
Z9A078	25		16.73	4.61	2.03	0.21
Z9A079	50		21.73	7.11	7.31	0.27
Z9A080	60		26.72	8.04	0.34	10.88
Z9A081	100		34.68	11.93	0.41	34.09
Z9A082	150		47.73	17.04	91.82	0.53

C - Profilati vari

Profilato di ancoraggio



Z9C008

 (dm ² /m)	10.23
 (dm ² /m)	0.00
$\gamma \frac{x}{x} \gamma$ Ixx (cm ⁴)	0.50
$\gamma \frac{x}{x} \gamma$ Iyy (cm ⁴)	1.67
 -	 m 6.5

Vetratura

Contenuto

Vetratura	D1
Tabella vetratura - 22 mm fermavetro	D3
Vetratura con 210-055	D3
Vetratura con RU0004	D4
Vetratura con RU0002	D5
Tabella vetratura - 30 mm fermavetro	D6
Vetratura con 210-055	D6
Vetratura con RU0004	D7
Vetratura con RU0002	D8
Tabella vetratura telaio C9K200	D9
Vetratura con 210-055	D9
Vetratura con RU0002	D10
Vetratura con RU0004	D11
Tabella vetratura - 14 mm fermavetro	D12
Vetratura con 210-055	D12
Vetratura con RU0004	D13
Vetratura con RU0002	D14
Fermavetri	D15
Accessori	D17

Indice

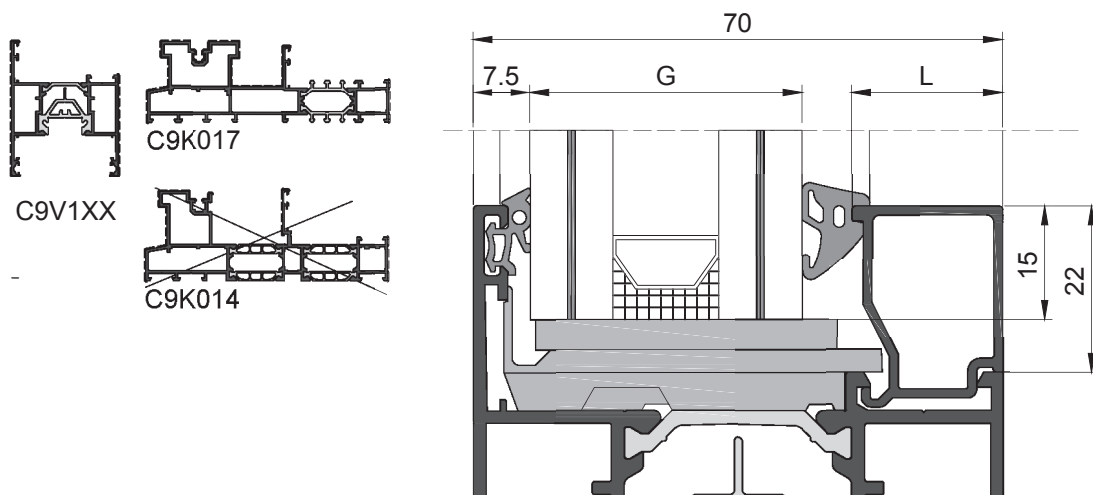
GC0003.....D15	GC2025.....D15	GF5325.....D15
GC0007.....D15	GC2030.....D15	GF5330.....D15
GC0007.....D16	GC2310.....D16	GF5335.....D15
GC0010.....D15	GC2312.....D16	GF5345.....D15
GC0012.....D15	GC2315.....D16	GR2317.....D16
GC0012.....D16	GC2317.....D16	GR2320.....D16
GC0015.....D15	GC2320.....D16	GR2327.....D16
GC0015.....D16	GC2322.....D16	GR2330.....D16
GC0017.....D15	GC2325.....D16	GR5312.....D15
GC0017.....D16	GC2327.....D16	GR5315.....D15
GC0020.....D15	GC2330.....D16	GR5317.....D15
GC0020.....D16	GC2332.....D16	GR5320.....D15
GC0022.....D15	GC2335.....D16	GR5325.....D15
GC0022.....D16	GC2337.....D16	GR5327.....D15
GC0025.....D15	GC2340.....D16	GR5330.....D15
GC0025.....D16	GC2342.....D16	GR5335.....D15
GC0027.....D15	GC2345.....D16	GR5345.....D15
GC0027.....D16	GC2347.....D16	
GC0030.....D15	GC2350.....D16	
GC0030.....D16	GC2352.....D16	
GC0032.....D15	GC2355.....D16	
GC0032.....D16	GC2357.....D16	
GC0303.....D15	GC2360.....D16	
GC0307.....D15	GC2362.....D16	
GC0310.....D15	GC2703.....D15	
GC0312.....D15	GC2707.....D15	
GC0315.....D15	GC2710.....D16	
GC0317.....D15	GC2712.....D16	
GC0320.....D15	GC2715.....D16	
GC0322.....D15	GC2717.....D16	
GC0325.....D15	GC2720.....D16	
GC0327.....D15	GC2722.....D16	
GC0330.....D15	GC2725.....D16	
GC0332.....D15	GC2727.....D16	
GC0335.....D15	GC2730.....D16	
GC0337.....D15	GC2732.....D16	
GC0340.....D15	GC2735.....D16	
GC0342.....D15	GC2737.....D16	
GC0345.....D15	GF2317.....D16	
GC0347.....D15	GF2320.....D16	
GC0350.....D15	GF5312.....D15	
GC2010.....D15	GF5315.....D15	
GC2015.....D15	GF5317.....D15	
GC2020.....D15	GF5320.....D15	

AVVISO IMPORTANTE

- Lo spessore del vetro dipende da:
 - * pressione dinamica base del vento
 - * caratteristiche della vetratura, sue dimensioni e applicazioni
 - * applicazione
 - * posizione
- Il vetro e la sua installazione devono essere conformi alle direttive vigenti e le specifiche del produttore autorizzato (vetro isolante deve avere una licenza tecnica)
- Prima della installazione del vetro verificarne lo spessore, le dimensioni e la geometria dei volumi con le direttive e specifiche.

Tabella vetratura - 22 mm fermavetro

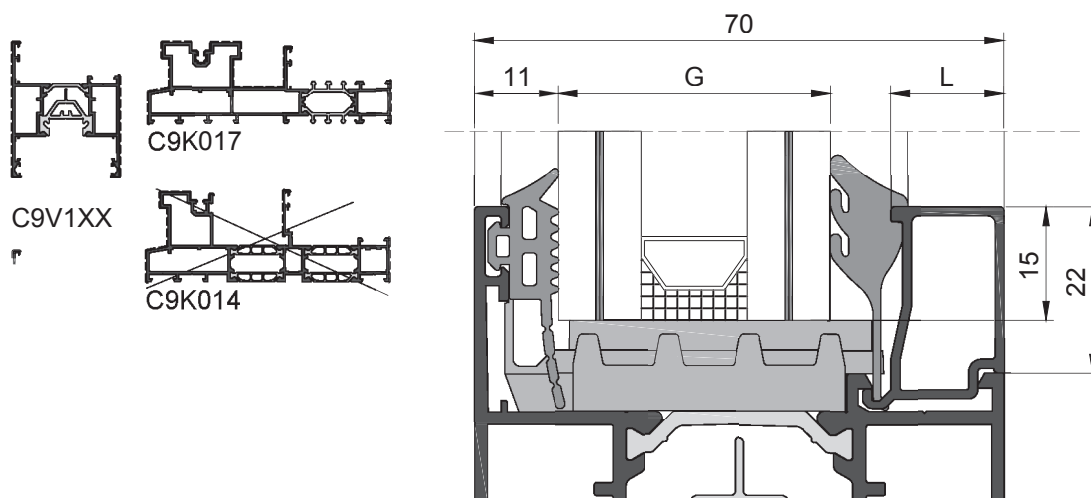
VETRATURA CON 210055



G (mm)	☞		L (mm)	STANDARD			TUBOLARE		
	71R520	71R521		CLASSICO	FUTURO	RUSTICO	CLASSICO	FUTURO	RUSTICO
	4 - 6 mm	6 - 8 mm							
23		•	32.5	GC0332			GC2332		
24		•	32.5	GC0332			GC2332		
25	•		32.5	GC0332			GC2332		
26		•	30	GC0330	GF5330	GR5330	GC2330		GR2330
27	•		30	GC0330	GF5330	GR5330	GC2330		GR2330
28		•	27.5	GC0327			GC2327		GR2327
29		•	27.5	GC0327			GC2327		GR2327
30	•		27.5	GC0327			GC2327		GR2327
31		•	25	GC0325	GF5325	GR5325	GC2325		
32	•		25	GC0325	GF5325	GR5325	GC2325		
33		•	22.5	GC0322			GC2322		
34		•	22.5	GC0322			GC2322		
35	•		22.5	GC0322			GC2322		
36		•	20	GC0320	GF5320	GR5320	GC2320	GF2320	GR2320
37	•		20	GC0320	GF5320	GR5320	GC2320	GF2320	GR2320
38		•	17.5	GC0317	GF5317	GR5317	GC2317	GF2317	GR2317
39		•	17.5	GC0317	GF5317	GR5317	GC2317	GF2317	GR2317
40	•		17.5	GC0317	GF5317	GR5317	GC2317	GF2317	GR2317
41		•	15	GC0315	GF5315	GR5315	GC2315		
42	•		15	GC0315	GF5315	GR5315	GC2315		
43		•	12.5	GC0312	GF5312	GR5312	GC2312		
44		•	12.5	GC0312	GF5312	GR5312	GC2312		
45	•		12.5	GC0312	GF5312	GR5312	GC2312		
46		•	10	GC0310			GC2310		
47	•		10	GC0310			GC2310		
48		•	7.5	GC0307					
49		•	7.5	GC0307					
50	•		7.5	GC0307					
51			7,5	GC0307					
52		•	3	GC0303					
53		•	3	GC0303					

Tabella vetratura - 22 mm fermavetro

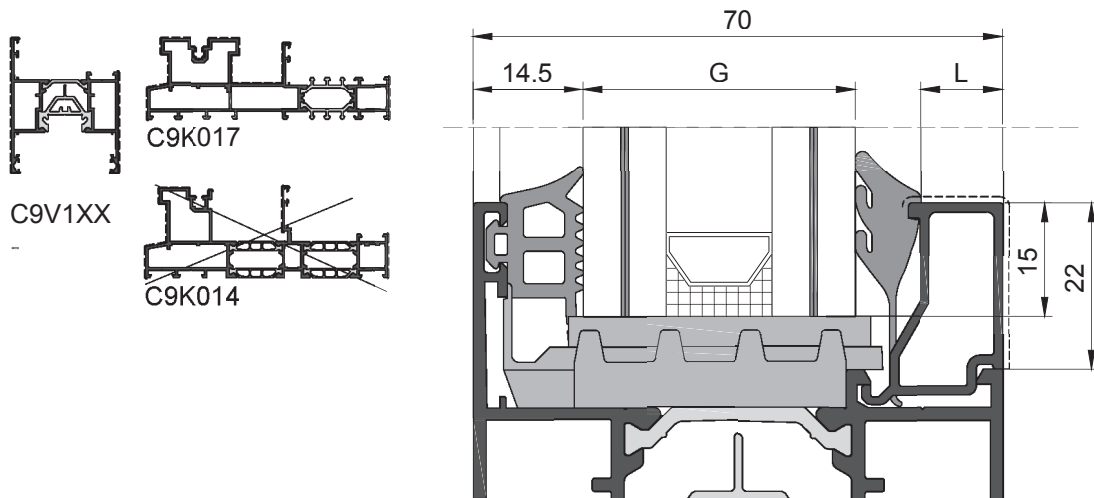
VETRATURA CON RU0004



G (mm)	🔑			L (mm)	🔧			🔧		
	39R506	39R507	39R508		STANDARD			TUBOLARE		
	4 - 6 mm	6 - 7.5 mm	7.5 - 9 mm		CLASSICO	FUTURO	RUSTICO	CLASSICO	FUTURO	RUSTICO
23		•		30	GC0330	GF5330	GR5330	GC2330		GR2330
24			•	27.5	GC0327			GC2327		GR2327
25		•		27.5	GC0327			GC2327		GR2327
26	•			27.5	GC0327			GC2327		GR2327
27		•		25	GC0325	GF5325	GR5325	GC2325		
28		•		25	GC0325	GF5325	GR5325	GC2325		
29			•	22.5	GC0322			GC2322		
30		•		22.5	GC0322			GC2322		
31	•			22.5	GC0322			GC2322		
32		•		20	GC0320	GF5320	GR5320	GC2320	GF2320	GR2320
33		•		20	GC0320	GF5320	GR5320	GC2320	GF2320	GR2320
34			•	17.5	GC0317	GF5317	GR5317	GC2317	GF2317	GR2317
35		•		17.5	GC0317	GF5317	GR5317	GC2317	GF2317	GR2317
36	•			17.5	GC0317	GF5317	GR5317	GC2317	GF2317	GR2317
37		•		15	GC0315	GF5315	GR5315	GC2315		
38		•		15	GC0315	GF5315	GR5315	GC2315		
39			•	12.5	GC0312	GF5312	GR5312	GC2312		
40		•		12.5	GC0312	GF5312	GR5312	GC2312		
41	•			12.5	GC0312	GF5312	GR5312	GC2312		
42		•		10	GC0310			GC2310		
43		•		10	GC0310			GC2310		
44			•	7.5	GC0307					
45		•		7.5	GC0307					
46	•			7.5	GC0307					
47	•			7.5	GC0307					
48			•	3	GC0303					
49		•		3	GC0303					
50		•		3	GC0303					

Tabella vetratura - 22 mm fermavetro

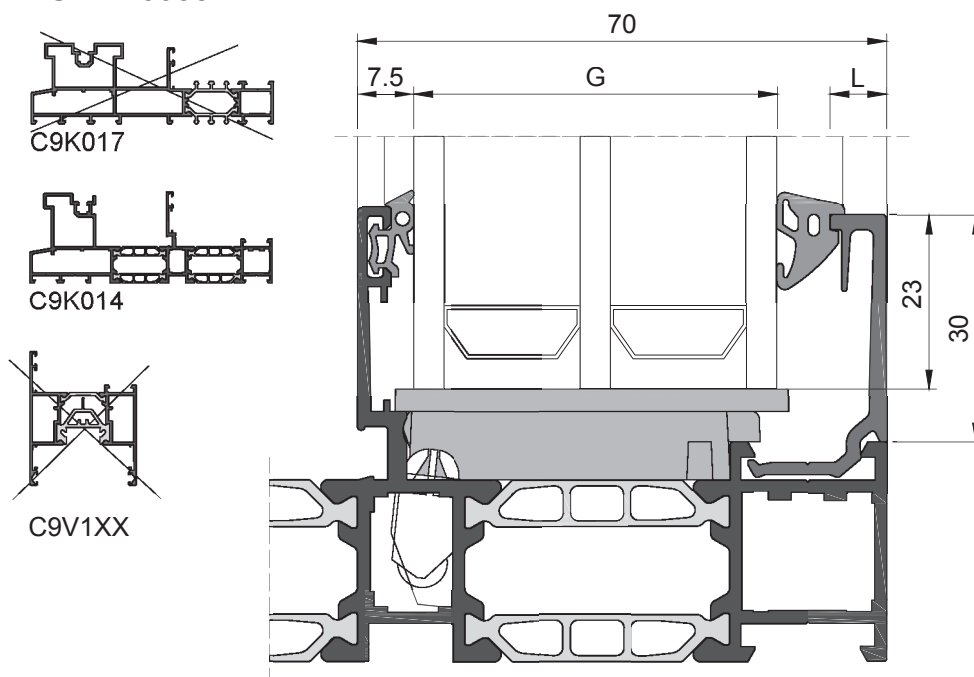
VETRATURA CON RU0002



G (mm)	✂			L (mm)	U	U	U	U	U	U
	39R506	39R507	39R508		STANDARD			TUBOLARE		
	4 - 6 mm	6 - 7.5 mm	7.5 - 9 mm		CLASSICO	FUTURO	RUSTICO	CLASSICO	FUTURO	RUSTICO
23			•	25	GC0325	GF5325	GR5325	GC2325		
24		•		25	GC0325	GF5325	GR5325	GC2325		
25	•			25	GC0325	GF5325	GR5325	GC2325		
26		•		22.5	GC0322			GC2322		
27		•		22.5	GC0322			GC2322		
28			•	20	GC0320	GF5320	GR5320	GC2320	GF2320	GR2320
29		•		20	GC0320	GF5320	GR5320	GC2320	GF2320	GR2320
30	•			20	GC0320	GF5320	GR5320	GC2320	GF2320	GR2320
31		•		17.5	GC0317	GF5317	GR5317	GC2317	GF2317	GR2317
32		•		17.5	GC0317	GF5317	GR5317	GC2317	GF2317	GR2317
33			•	15	GC0315	GF5315	GR5315	GC2315		
34		•		15	GC0315	GF5315	GR5315	GC2315		
35	•			15	GC0315	GF5315	GR5315	GC2315		
36		•		12.5	GC0312	GF5312	GR5312	GC2312		
37		•		12.5	GC0312	GF5312	GR5312	GC2312		
38			•	10	GC0310			GC2310		
39		•		10	GC0310			GC2310		
40	•			10	GC0310			GC2310		
41		•		7.5	GC0307					
42		•		7.5	GC0307					
43	•			7.5	GC0307					
44			•	3	GC0303					
45			•	3	GC0303					
46		•		3	GC0303					
47	•			3	GC0303					

Tabella vetratura - 30 mm fermavetro

VETRATURA CON 210055

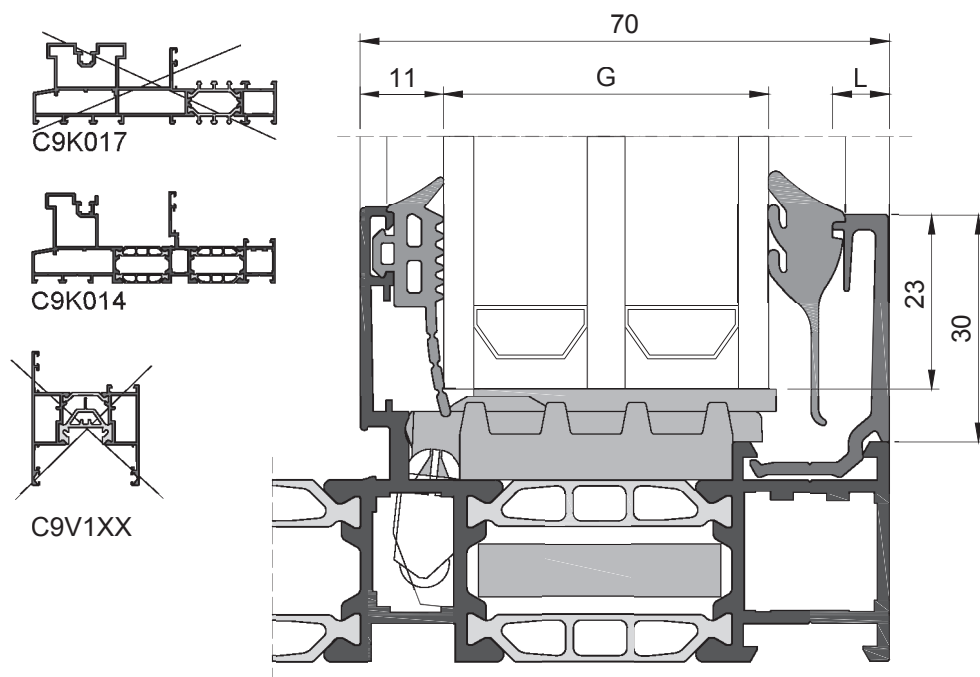


G (mm)	A		L (mm)	TUBOLARE CLASSICO
	71R520	71R521		
	4 - 6 mm	6 - 8 mm		
24		•	32.5	GC2732
25	•		32.5	GC2732
26		•	30	GC2730
27	•		30	GC2730
28		•	27.5	GC2727
29		•	27.5	GC2727
30	•		27.5	GC2727
31		•	25	GC2725
32	•		25	GC2725
33		•	22.5	GC2722
34		•	22.5	GC2722
35	•		22.5	GC2722
36		•	20	GC2720
37	•		20	GC2720
38		•	17.5	GC2717

G (mm)	A		L (mm)	TUBOLARE CLASSICO
	71R520	71R521		
	4 - 6 mm	6 - 8 mm		
39		•	17.5	GC2717
40	•		17.5	GC2717
41		•	15	GC2715
42	•		15	GC2715
43		•	12.5	GC2712
44		•	12.5	GC2712
45	•		12.5	GC2712
46		•	10	GC2710
47	•		10	GC2710
48		•	7.5	GC2707
49		•	7.5	GC2707
50	•		7.5	GC2707
51	•		7.5	GC2707
52		•	3	GC2703
53		•	3	GC2703

Tabella vetratura - 30 mm fermavetro

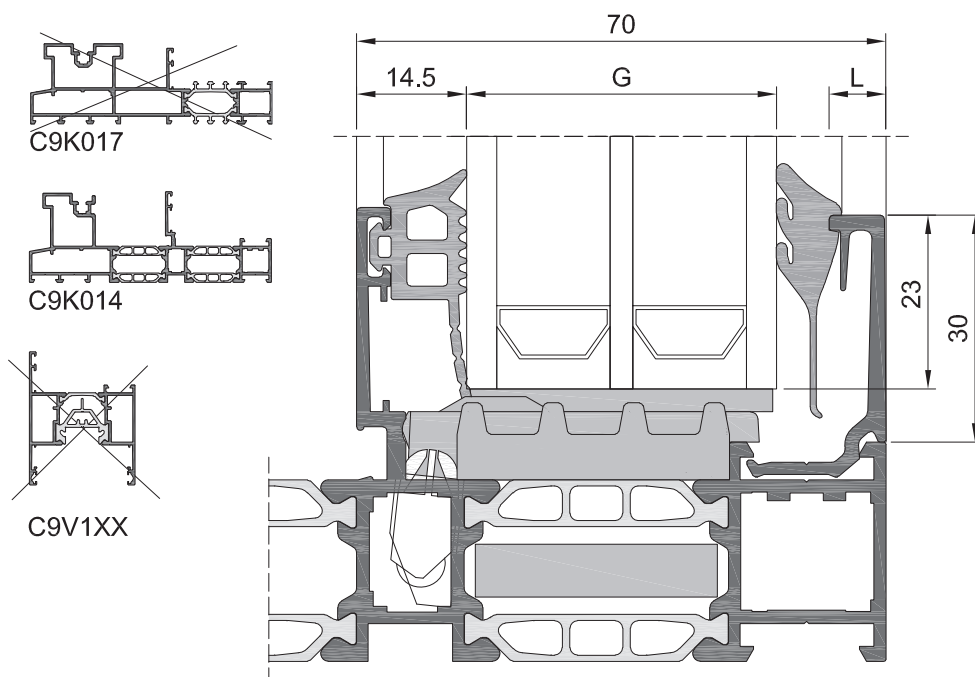
VETRATURA CON RU0004



G (mm)	☞			L (mm)	TUBOLARE CLASSICO
	39R506	39R507	39R508		
	4 - 6 mm	6 - 7.5 mm	7.5 - 9 mm		
23		•		30	GC2730
24			•	27.5	GC2727
25		•		27.5	GC2727
26	•			27.5	GC2727
27		•		25	GC2725
28		•		25	GC2725
29			•	22.5	GC2722
30		•		22.5	GC2722
31	•			22.5	GC2722
32		•		20	GC2720
33		•		20	GC2720
34			•	17.5	GC2717
35		•		17.5	GC2717
36	•			17.5	GC2717
37		•		15	GC2715
38		•		15	GC2715
39			•	12.5	GC2712
40		•		12.5	GC2712
41	•			12.5	GC2712
42		•		10	GC2710
43		•		10	GC2710
44			•	7.5	GC2707
45		•		7.5	GC2707
46	•			7.5	GC2707
47	•			7.5	GC2707
48			•	3	GC2703
49		•		3	GC2703
50		•		3	GC2703

Tabella vetratura - 30 mm fermavetro

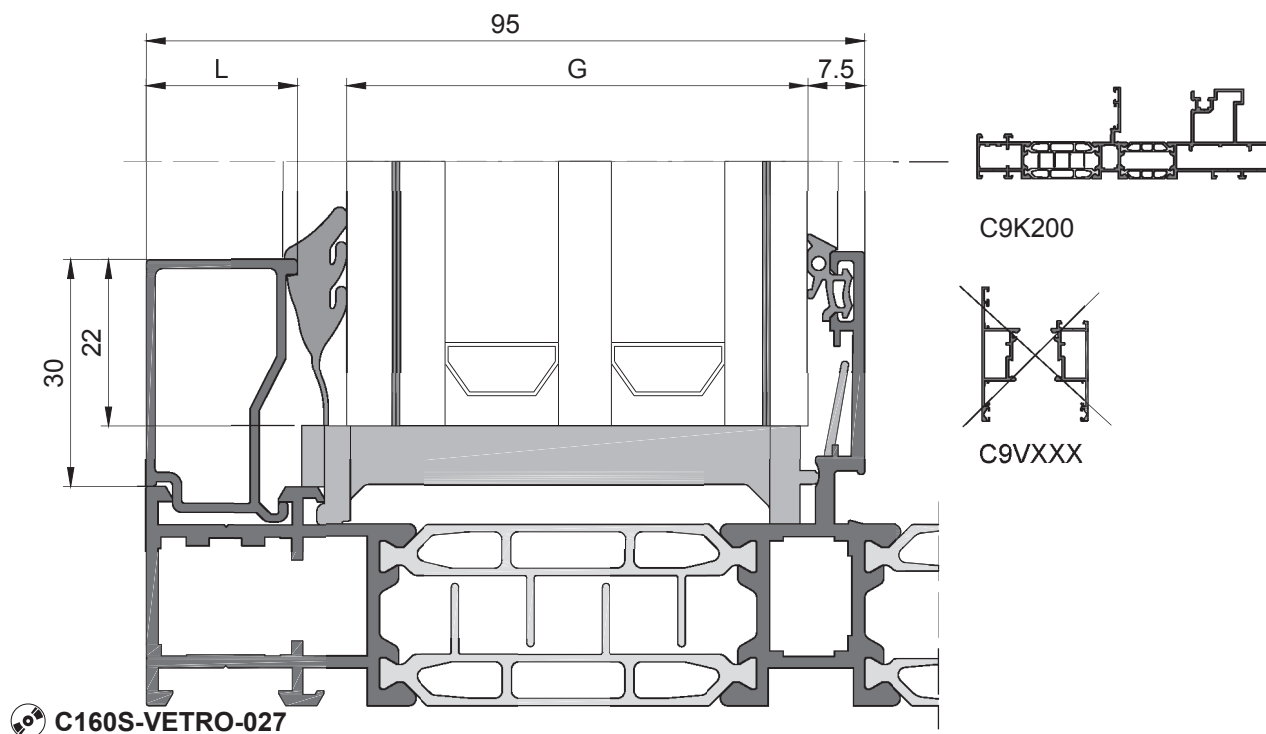
VETRATURA CON RU0002



G (mm)	☛			L (mm)	☐ TUBOLARE CLASSICO
	39R506	39R507	39R508		
	4 - 6 mm	6 - 7.5 mm	7.5 - 9 mm		
23			•	25	GC2725
24		•		25	GC2725
25	•			25	GC2725
26		•		22.5	GC2722
27		•		22.5	GC2722
28			•	20	GC2720
29		•		20	GC2720
30	•			20	GC2720
31		•		17.5	GC2717
32		•		17.5	GC2717
33			•	15	GC2715
34		•		15	GC2715
35	•			15	GC2715
36		•		12.5	GC2712
37		•		12.5	GC2712
38			•	10	GC2710
39		•		10	GC2710
40	•			10	GC2710
41		•		7.5	GC2707
42		•		7.5	GC2707
43	•			7.5	GC2707
44			•	3	GC2703
45			•	3	GC2703
46		•		3	GC2703
47	•			3	GC2703

Tabella vetratura telaio C9K200

VETRATURA CON 210055

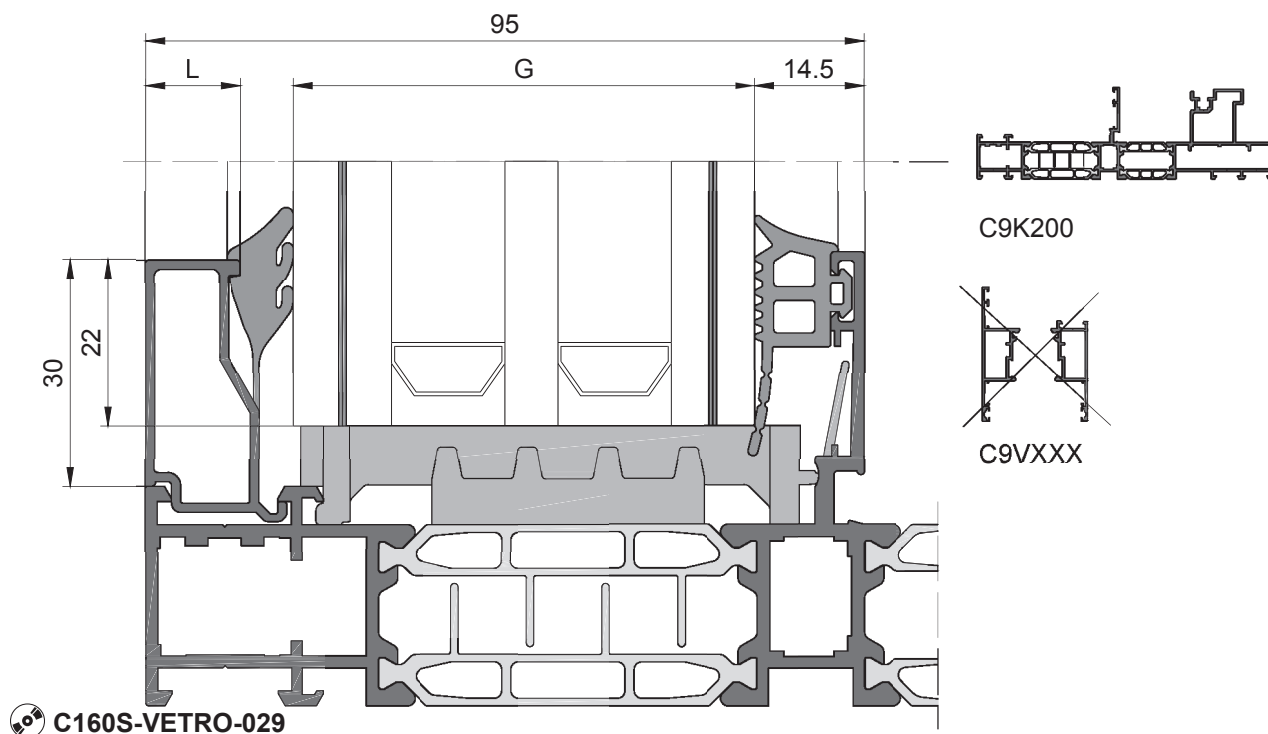


G (mm)				TUBOLARE CLASSICO	L (mm)
	39R506	39R507	39R508		
	4 - 6 mm	6 - 7.5 mm	7.5 - 9 mm		
28		•		GC2752	52.5
29		•		GC2752	52.5
30		•		GC2750	50
31		•		GC2750	50
32			•	GC2747	47.5
33		•		GC2747	47.5
34		•		GC2747	47.5
35		•		GC2745	45
36		•		GC2745	45
37			•	GC2742	42.5
38		•		GC2742	42.5
39		•		GC2742	42.5
40		•		GC2740	40
41		•		GC2740	40
42			•	GC2737	37.5
43		•		GC2737	37.5
44		•		GC2737	37.5
45		•		GC2735	35
46		•		GC2735	35
47			•	GC2732	32.5
48		•		GC2732	32.5
49		•		GC2732	32.5
50		•		GC2730	30

G (mm)				TUBOLARE CLASSICO	L (mm)
	39R506	39R507	39R508		
	4 - 6 mm	6 - 7.5 mm	7.5 - 9 mm		
51		•		GC2730	30
52			•	GC2727	27.5
53		•		GC2727	27.5
54		•		GC2727	27.5
55		•		GC2725	25
56		•		GC2725	25
57			•	GC2722	22.5
58		•		GC2722	22.5
59		•		GC2722	22.5
60		•		GC2720	20
61		•		GC2720	20
62			•	GC2717	17.5
63		•		GC2717	17.5
64		•		GC2717	17.5
65		•		GC2715	15
66		•		GC2715	15
67			•	GC2712	12.5
68		•		GC2712	12.5
69		•		GC2712	12.5
70		•		GC2710	10.5
71		•		GC2710	10.5
72			•	GC2707	7.5
73		•		GC2707	5

Tabella vetratura telaio C9K200

VETRATURA CON RU0002






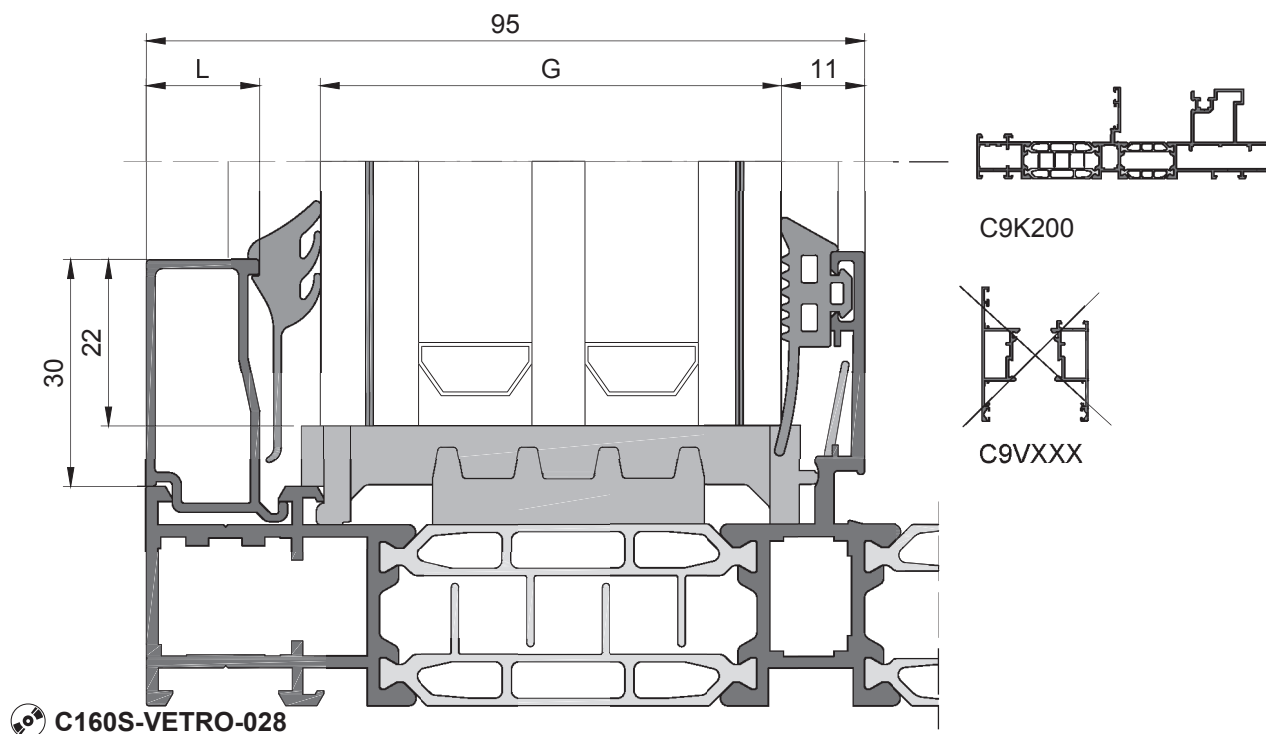
 RU0002 10 mm	G (mm)				 TUBOLARE	L (mm)
		39R506 4 - 6 mm	39R507 6 - 7.5 mm	39R508 7.5 - 9 mm	CLASSICO	
•	36		•		GC2737	37.5
•	37		•		GC2737	37.5
•	38		•		GC2735	35
•	39		•		GC2735	35
•	40			•	GC2732	32.5
•	41		•		GC2732	32.5
•	42		•		GC2732	32.5
•	43		•		GC2730	30
•	44		•		GC2730	30
•	45			•	GC2727	27.5
•	46		•		GC2727	27.5
•	47		•		GC2727	27.5
•	48		•		GC2725	25
•	49		•		GC2725	25
•	50			•	GC2722	22.5
•	51		•		GC2722	22.5
•	52		•		GC2722	22.5
•	53		•		GC2720	20
•	54		•		GC2720	20
•	55			•	GC2717	17.5
•	56		•		GC2717	17.5
•	57		•		GC2717	17.5
•	58		•		GC2715	15
•	59		•		GC2715	15
•	60			•	GC2712	12.5
•	61		•		GC2712	12.5

Tabella vetratura telaio C9K200

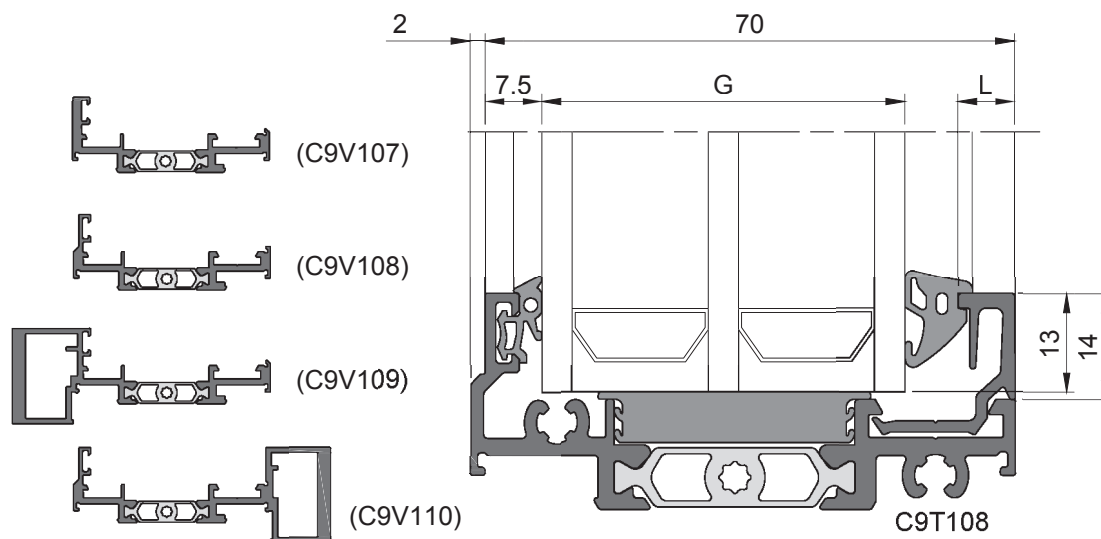
VETRATURA CON RU0004



RU0004 6.5 mm	G (mm)				TUBOLARE CLASSICO	L (mm)
		39R506 4 - 6 mm	39R507 6 - 7.5 mm	39R508 7.5 - 9 mm		
•	38		•		GC2740	40
•	39		•		GC2737	37.5
•	40		•		GC2737	37.5
•	41			•	GC2735	37.5
•	42		•		GC2735	35
•	43		•		GC2735	35
•	44		•		GC2732	32.5
•	45		•		GC2732	32.5
•	46			•	GC2730	30
•	47		•		GC2730	30
•	48		•		GC2730	30
•	49		•		GC2727	27.5
•	50		•		GC2727	27.5
•	51			•	GC2725	25
•	52		•		GC2725	25
•	53		•		GC2725	25
•	54		•		GC2722	22.5
•	55		•		GC2722	22.5
•	56			•	GC2720	20
•	57		•		GC2720	20
•	58		•		GC2720	20
•	59		•		GC2717	17.5
•	60		•		GC2717	17.5
•	61			•	GC2715	17.5
•	62		•		GC2715	15
•	63		•		GC2715	15

Tabella vetratura - 14 mm fermavetro

VETRATURA CON 210055





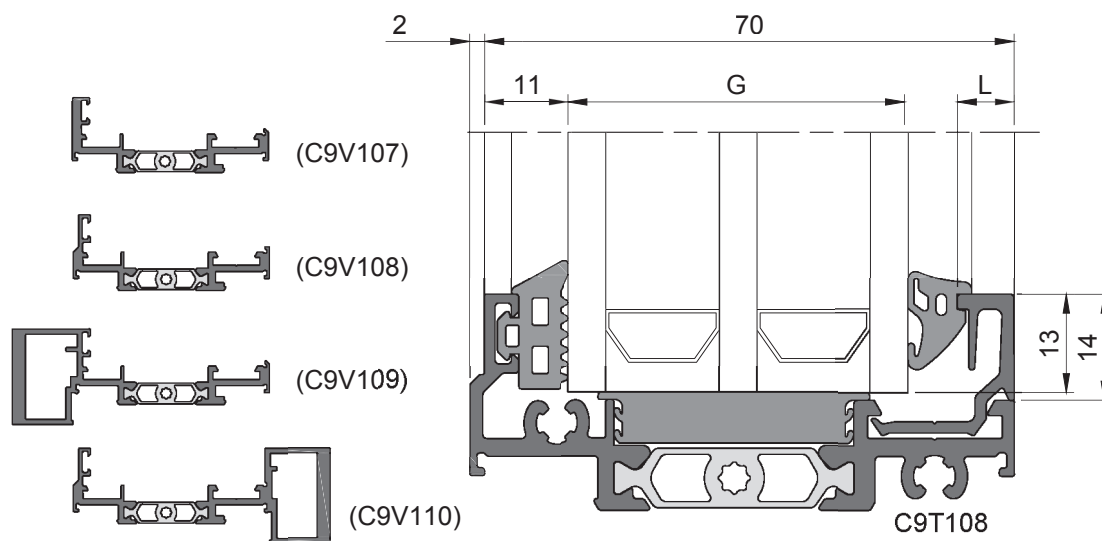
G (mm)			L (mm)		
	71R520	71R521			STANDARD
	4 - 6 mm	6 - 8 mm			CLASSICO
23		•	32.5	GC0032	
24		•	32.5	GC0032	
25	•		32.5	GC0032	
26		•	30	GC0030	
27	•		30	GC0030	
28		•	27.5	GC0027	
29		•	27.5	GC0027	
30	•		27.5	GC0027	
31		•	25	GC0025	
32	•		25	GC0025	
33		•	22.5	GC0022	
34		•	22.5	GC0022	
35	•		22.5	GC0022	
36		•	20	GC0020	
37	•		20	GC0020	
38		•	17.5	GC0017	
39		•	17.5	GC0017	
40	•		17.5	GC0017	
41		•	15	GC0015	
42	•		15	GC0015	
43		•	12.5	GC0012	
44		•	12.5	GC0012	
45	•		12.5	GC0012	
46	•		12.5	GC0012	
47		•	7.5	GC0007	
48		•	7.5	GC0007	
49		•	7.5	GC0007	
50	•		7.5	GC0007	

Tabella vetratura - 14 mm fermavetro

VETRATURA CON RU0004





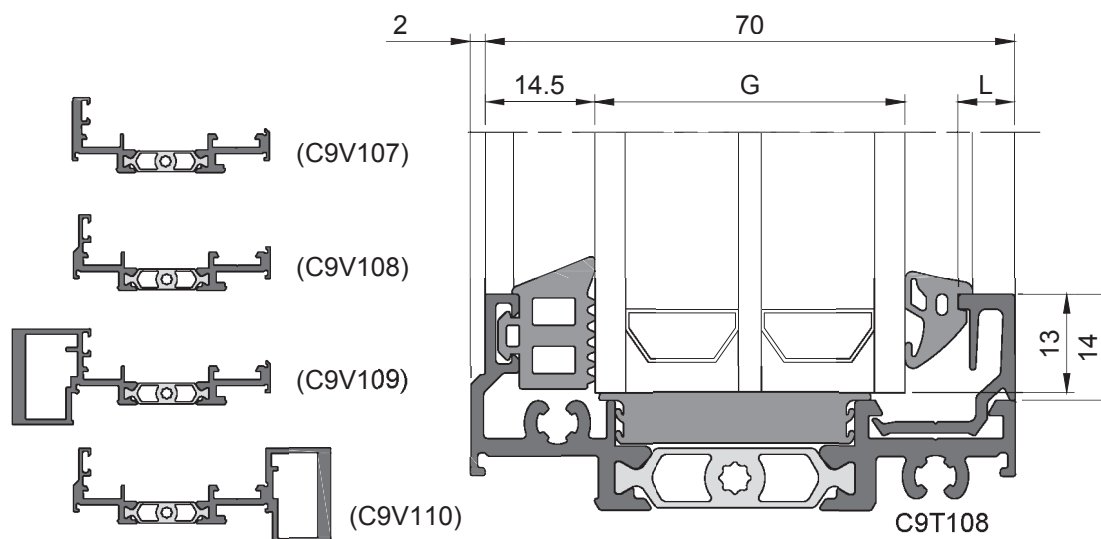


G (mm)			L (mm)	 STANDARD CLASSICO
	71R520	71R521		
	4 - 6 mm	6 - 8 mm		
23		•	30	GC0030
24	•		30	GC0030
25		•	27.5	GC0027
26	•		27.5	GC0027
27	•		27.5	GC0027
28		•	25	GC0025
29	•		25	GC0025
30		•	22.5	GC0022
31	•		22.5	GC0022
32	•		22.5	GC0022
33		•	20	GC0020
34	•		20	GC0020
35		•	17.5	GC0017
36	•		17.5	GC0017
37	•		17.5	GC0017
38		•	15	GC0015
39	•		15	GC0015
40		•	12.5	GC0012
41	•		12.5	GC0012
42	•		12.5	GC0012
43		•	7.5	GC0007
44		•	7.5	GC0007
45		•	7.5	GC0007
46	•		7.5	GC0007

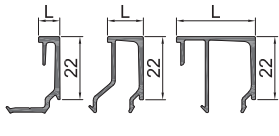
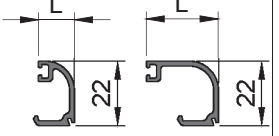
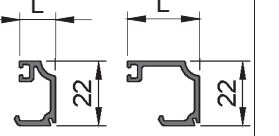
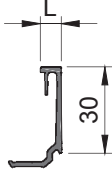








Tabella vetratura - 14 mm fermavetro

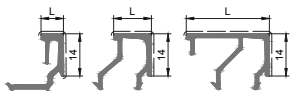
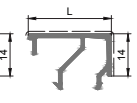




VETRATURA CON RU0002



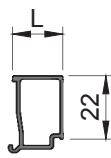
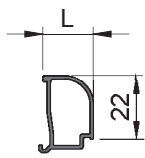
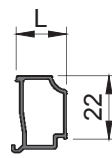
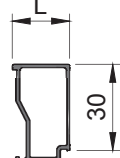








G (mm)			L (mm)		
	71R520	71R521			STANDARD
	4 - 6 mm	6 - 8 mm			CLASSICO
23		•	25	GC0025	
24		•	25	GC0025	
25	•		25	GC0025	
26		•	22.5	GC0022	
27	•		22.5	GC0022	
28		•	20	GC0020	
29		•	20	GC0020	
30	•		20	GC0020	
31		•	17.5	GC0017	
32	•		17.5	GC0017	
33		•	15	GC0015	
34		•	15	GC0015	
35	•		15	GC0015	
36		•	12.5	GC0012	
37	•		12.5	GC0012	
38	•		12.5	GC0012	
39	•		12.5	GC0012	
40		•	7.5	GC0007	
41		•	7.5	GC0007	
42	•		7.5	GC0007	

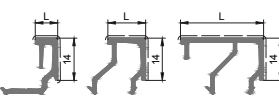


Fermavetri

STANDARD												
L [mm]												
	CLASSICO			FUTURO			RUSTICO			30 mm		
	[dm ² /m]	[dm ² /m]		[dm ² /m]	[dm ² /m]		[dm ² /m]	[dm ² /m]		[dm ² /m]	[dm ² /m]	
3	GC0303	9.11	2.51							GC2703	10.52	3.30
7.5	GC0307	11.40	2.96							GC2707	12.77	3.75
10	GC0310	13.76	3.21									
12.5	GC0312	14.02	3.46	GF5312	10.71	2.94	GR5312	11.11	3.11			
15	GC0315	14.15	3.71	GF5315	11.30	3.19	GR5315	11.57	3.36			
17.5	GC0317	14.55	3.97	GF5317	11.80	3.44	GR5317	12.08	3.61			
20	GC0320	17.12	4.22	GF5320	12.30	3.69	GR5320	12.57	3.86			
22.5	GC0322	17.63	4.46									
25	GC0325	17.63	4.68	GF5325	13.31	4.19	GR5325	13.58	4.36			
27.5	GC0327	18.14	4.96				GR5327	14.05	4.61			
30	GC0330	18.83	5.22	GF5330	14.31	4.69	GR5330	14.58	4.86			
32.5	GC0332	19.33	5.47									
35	GC0335	19.84	5.71	GF5335	15.31	5.19	GR5335	15.57	5.36			
37.5	GC0337	20.36	5.96									
40	GC0340	20.84	6.21									
42.5	GC0342	21.27	6.47									
45	GC0345	21.77	6.72	GF5345	17.30	6.19	GR5345	17.57	6.36			
47.5	GC0347	22.29	6.97									
50	GC0350	22.79	7.22									

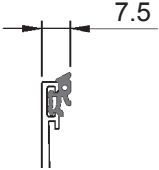
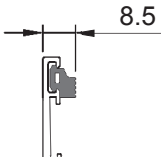
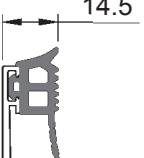
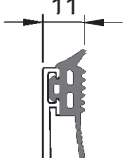
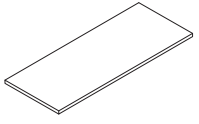
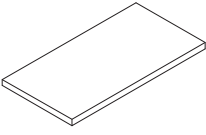
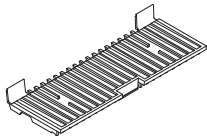
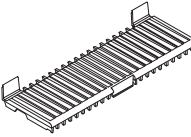
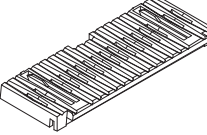
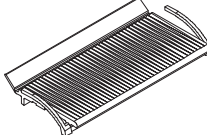

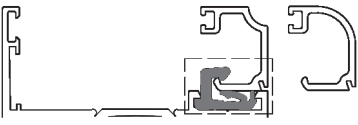
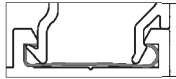

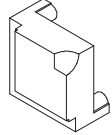
FERMAVETRI 14mm						
L [mm]						
	CLASSICO			TUBOLARE		
	[dm ² /m]	[dm ² /m]		[dm ² /m]	[dm ² /m]	
3	GC0003	7.5	1.7			
7.5	GC0007	9.80	2.16			
10	GC0010	10.2	2.4	GC2010	7.4	2.4
12	GC0012	10.83	2.66			
15	GC0015	11.42	2.91	GC2015	7.6	2.9
17.5	GC0017	11.3	3.16			
20	GC0020	12.17	3.41	GC2020	8.2	3.4
22.5	GC0022	12.67	3.66			
25	GC0025	14.14	3.91	GC2025	9.1	3.9
27.5	GC0027	15.00	4.16			
30	GC0030	15.06	4.41	GC2030	10.0	4.4
32.5	GC0032	15.56	4.66			

Fermavetri


TUBOLARE												
												
L [mm]	CLASSICO			FUTURO			RUSTICO			30mm		
		[dm ² /m]	[dm ² /m]		[dm ² /m]	[dm ² /m]		[dm ² /m]	[dm ² /m]		[dm ² /m]	[dm ² /m]
10	GC2310	8.99	3.21							GC2710	10.57	4.01
12.5	GC2312	9.13	3.47							GC2712	10.69	4.26
15	GC2315	9.29	3.72							GC2715	10.85	4.51
17.5	GC2317	9.53	3.97	GF2317	9.13	3.55	GR2317	9.31	3.73	GC2717	11.09	4.76
20	GC2320	9.86	4.22	GF2320	9.46	3.80	GR2320	9.64	3.98	GC2720	11.41	5.01
22.5	GC2322	10.26	4.46							GC2722	11.80	5.26
25	GC2325	10.68	4.72							GC2725	12.23	5.51
27.5	GC2327	11.16	4.96				GR2327	10.89	4.73	GC2727	12.68	5.76
30	GC2330	11.53	5.21				GR2330	11.35	4.98	GC2730	13.15	6.01
32.5	GC2332	12.10	5.46							GC2732	13.63	6.26
35	GC2335	14.42	5.72							GC2735	14.11	6.51
37.5	GC2337	14.92	5.97							GC2737	14.59	6.76
40	GC2340	15.38	6.21									
42.5	GC2342	15.88	6.46									
45	GC2345	15.88	6.71									
47.5	GC2347	16.38	6.96									
50	GC2350	16.68	7.21									
52.5	GC2352	17.08	7.45									
55	GC2355	17.58	7.71									
57.5	GC2357	16.48	7.96									
60	GC2360	16.97	8.21									
62.5	GC2362	17.47	8.46									

STANDARD			
			
L [mm]	CLASSICO		
		[dm ² /m]	[dm ² /m]
7.5	GC0007	9.80	2.16
12	GC0012	10.83	2.66
15	GC0015	11.42	2.91
17.5	GC0017	11.3	3.16
20	GC0020	12.17	3.41
22.5	GC0022	12.67	3.66
25	GC0025	14.14	3.91
27.5	GC0027	15.00	4.16
30	GC0030	15.06	4.41
32.5	GC0032	15.56	4.66

Accessori

	210055		210003
	E9		E9
	RU0002		RU0004
	E10		E10
	93082 (40x2x100) 93083 (40x3x100) 93084 (40x4x100) 93085 (40x5x100) 93086 (40x6x100)		VS5152 (52x2x100) VS5153 (52x3x100) VS5154 (52x4x100) VS5155 (52x5x100) VS5156 (52x6x100)
	E16		E16
 per vetri con spessore > 40 mm	VS5126		VS5130
	E16		E16
	VS5136		VS5142
	E17		E17
 	CO0101	 	71C030
	E18		E18
	VS3000		
	E18		

Note



Accessori


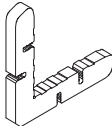
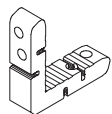
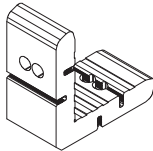
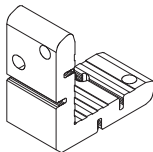
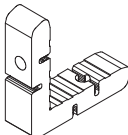
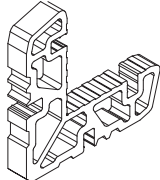
Contenuto

Accessori	E1
Squadrette - squadrette con spine coniche	E3
Squadrette - squadrette a cianfrare	E4
Squadrette - squadrette con eccentrico	E5
Squadrette - cavallotti	E6
Squadrette - accessori	E7
Squadrette - supporti, angoli di allineamento e cavallotti	E8
Guarnizioni - finestre	E9
Guarnizioni - varie	E12
Guarnizioni - guarnizioni di sistema	E13
Spazzolini - guide per avvolgibili	E15
Accessori - finestre	E16
Accessori - profili isolatori	E20
Accessori - accessori di sistema	E22
Accessori - varie	E30
Accessori - incontro centrale ridotto	E32
Panoramica profilati di accoppiamento	E36
Viti	E38


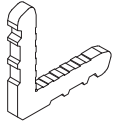
Indice

39R506.....	E10	CO2311.....	E23	VS5153.....	E16
39R507.....	E10	HV0G05.....	E5	VS5154.....	E16
39R508.....	E10	HV0G06.....	E5	VS5155.....	E16
71C011.....	E7	HV0H01.....	E5	VS5156.....	E16
71C030.....	E18	HV1H04.....	E4	VS5162.....	E16
71P003.....	E31	HV2H01.....	E3	VS5163.....	E16
71P010.....	E30	HV2H06.....	E3	VS5164.....	E16
71R200.....	E12	HV2H17.....	E3	VS5165.....	E16
71R520.....	E9	HV2H18.....	E3	VS5166.....	E16
71R521.....	E9	HV2H19.....	E3	VS5184.....	E17
71R522.....	E9	HV2N03.....	E3	VS5186.....	E22
210-003.....	E9	HV4K00.....	E8	VS5187.....	E23
210-055.....	E9	HV4K01.....	E8	VS8001.....	E28
210-408.....	E15	KU5001.....	E20	VS8002.....	E28
210-409.....	E15	KU5004.....	E20	VS8003.....	E28
213-006.....	E11	KU6004.....	E13	VS8004.....	E29
213-008.....	E11	RU0002.....	E10	VS8011.....	E29
703-575.....	E22	RU0004.....	E10	VS8012.....	E29
778-500.....	E7	RU0007.....	E10	VS9208.....	E18
92616.....	E31	RU0009.....	E10	VS9225.....	E25
93082.....	E16	RU0121.....	E13	VS9414.....	E26
93083.....	E16	RU1000.....	E9	VS9415.....	E26
93084.....	E16	RU1027.....	E9	VS9416.....	E26
93085.....	E16	RU4302.....	E11	VS9417.....	E26
93086.....	E16	RU7022.....	E10	VS9418.....	E26
BT0009.....	E20	RU7023.....	E10	VS9501.....	E33
BT6000.....	E20	RU9022.....	E12	VS9502.....	E34
BT6019.....	E20	RU9079.....	E14	VS9956.....	E27
BT6043.....	E21	RU9160.....	E13	VS9957.....	E27
BT6055.....	E21	RU9165.....	E13	VS9975.....	E32
BT6060.....	E21	RU9704.....	E13	VS9977.....	E32
BT6061.....	E21	RU9706.....	E14	VS9999.....	E27
BT6062.....	E21	SCJ520.....	E35		
CO0101.....	E18	SCZ003.....	E7		
CO0132.....	E27	TS2H04.....	E8		
CO1103.....	E22	TS2H06.....	E34		
CO1105.....	E23	TS2H08.....	E34		
CO1111.....	E24	TS2R03.....	E6		
CO1114.....	E24	TS9N03.....	E8		
CO1116.....	E24	TS9R00.....	E6		
CO1118.....	E28	TS9Z05.....	E8		
CO1125.....	E28	TS9Z13.....	E35		
CO1211.....	E24	TS9Z14.....	E35		
CO1212.....	E24	TS9Z15.....	E35		
CO1214.....	E25	VS0104.....	E22		
CO1217.....	E25	VS0107.....	E22		
CO1218.....	E25	VS1132.....	E28		
CO1224.....	E32	VS2404.....	E27		
CO1226.....	E32	VS3000.....	E18		
CO1227.....	E33	VS4036.....	E30		
CO1229.....	E33	VS4037.....	E30		
CO1230.....	E33	VS4125.....	E25		
CO2077.....	E19	VS5126.....	E16		
CO2167.....	E30	VS5130.....	E16		
CO2191.....	E19	VS5136.....	E17		
CO2277.....	E19	VS5142.....	E17		
CO2279.....	E30	VS5144.....	E17		
CO2305.....	E23	VS5145.....	E17		
CO2306.....	E23	VS5152.....	E16		


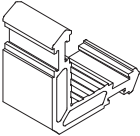
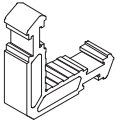
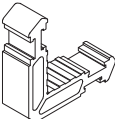
Squadrette - squadrette con spine coniche

DISEGNO	N°	 H x W (mm)	PROFILATI				Da ordinare a parte	
	HV2H01	14 x 7.4	C9K018	-	-	-	-	2 x SCZ003
			C9K025	-	-	-	-	
			C9K035	-	-	-	-	
			-	-	-	-	-	
			-	-	-	-	-	
			-	-	-	-	-	
			-	-	-	-	-	
			-	-	-	-	-	
	HV2H06	14 x 19.6	C9K017	-	-	-	-	2 x 71C011
			C9K018	-	-	-	-	
			-	-	-	-	-	
			-	-	-	-	-	
			-	-	-	-	-	
			-	-	-	-	-	
			-	-	-	-	-	
			-	-	-	-	-	
	HV2H17	14 x 37	C9K014	C9K035	-	-	-	2 x 71C011
			C9K017	C9K028	-	-	-	
			C9K018	C9K200	-	-	-	
			C9K024	-	-	-	-	
			C9K025	-	-	-	-	
			C9K026	-	-	-	-	
			C9K027	-	-	-	-	
			-	-	-	-	-	
			-	-	-	-	-	
			-	-	-	-	-	
			-	-	-	-	-	
	HV2H18	14 x 37	C9K035	-	-	-	-	2 x 71C011
			-	-	-	-	-	
			-	-	-	-	-	
			-	-	-	-	-	
			-	-	-	-	-	
			-	-	-	-	-	
			-	-	-	-	-	
			-	-	-	-	-	
	HV2H19	14 x 16.8	C9K028	-	-	-	-	2 x 71C011
			C9K200	-	-	-	-	
			-	-	-	-	-	
			-	-	-	-	-	
			-	-	-	-	-	
			-	-	-	-	-	
			-	-	-	-	-	
			-	-	-	-	-	
	HV2N03	30.5 x 13.9	C9V101	-	-	-	-	2 x 71C011
			C9V102	-	-	-	-	
			C9V151	-	-	-	-	
			C9V152	-	-	-	-	
			-	-	-	-	-	
			-	-	-	-	-	
			-	-	-	-	-	
			-	-	-	-	-	


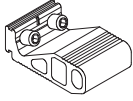
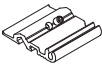
Squadrette - squadrette a cianfrare

DISEGNO	N°	 H x W (mm)	PROFILATI	Da ordinare a parte
	HV1H04	14 x 7.3	C9K018 - - - - C9K025 - - - - C9K035 - - - - - - - - - - - - - - - -	-


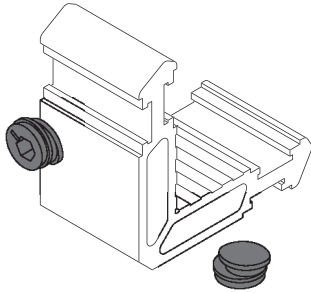
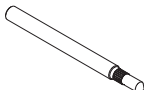
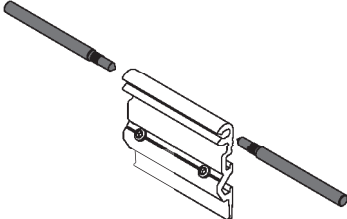
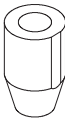
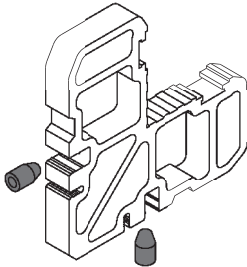
Squadrette - squadrette con eccentrico

DISEGNO	N°	 H x W (mm)	PROFILATI				Da ordinare a parte	
	HV0G05	14.2 x 37	C9K014	C9K035	-	-	-	4 x 778500
			C9K017	C9K028	-	-	-	
			C9K018	C9K200	-	-	-	
			C9K024	-	-	-	-	
			C9K025	-	-	-	-	
			C9K026	-	-	-	-	
			C9K027	-	-	-	-	
	HV0G06	14.2 x 17.2	C9K014	-	-	-	-	4 x 778500
			-	-	-	-	-	
			-	-	-	-	-	
			-	-	-	-	-	
			-	-	-	-	-	
	HV0H01	14.2 x 19.6	C9K017	-	-	-	-	2 x 778500
			C9K018	-	-	-	-	
			-	-	-	-	-	
			-	-	-	-	-	
			-	-	-	-	-	


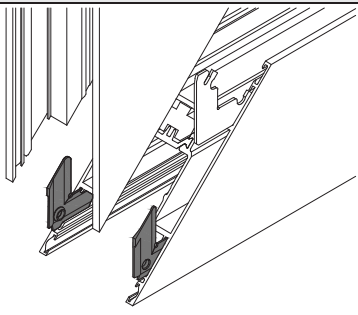

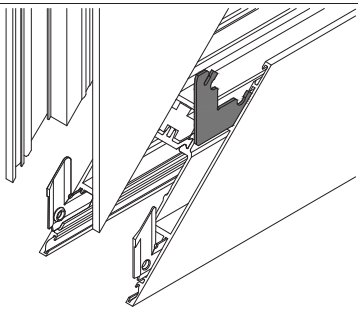
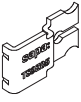
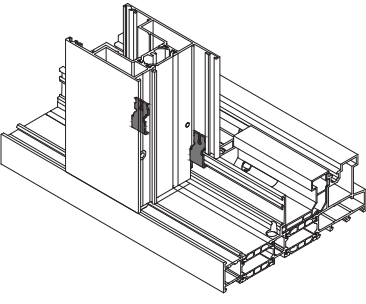

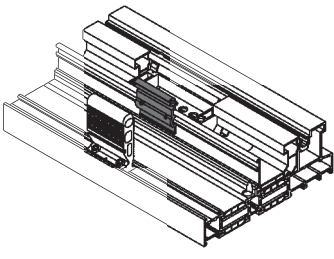

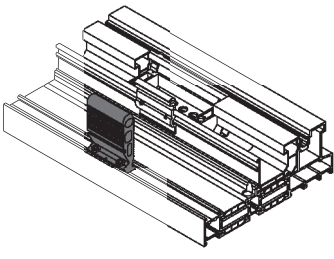
Squadrette - cavallotti

DISEGNO	N°	 H x W (mm)	PROFILATI				Da ordinare a parte	
	TS2R03	34.2 x 19.5	C9T210	-	-	-	-	2 x 71C011
	TS9R00	34.2 x 7.4	C9T210	-	-	-	-	2 x SCZ003
			-	-	-	-	-	
			-	-	-	-	-	
			-	-	-	-	-	
			-	-	-	-	-	
			-	-	-	-	-	






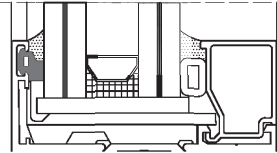

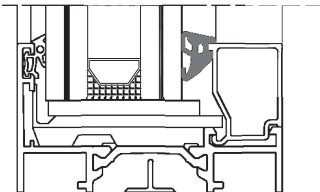
Squadrette - accessori

DISEGNO	N°	(mm)	DESCRIZIONE	APPLICAZIONE
	778500		Eccentrico in zama Ø15 mm	
	SCZ003		Spina conica in acciaio inox Ø3	
	71C011		Spina conica in zama Ø8 x 13.5 mm	


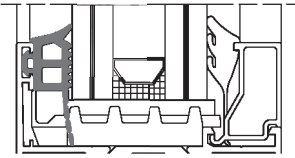

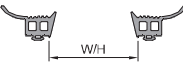


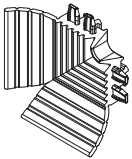
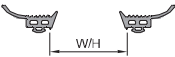

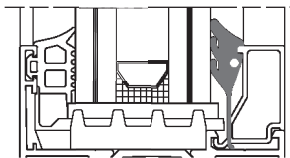
Squadrette - supporti, angoli di allineamento e cavallotti

DISEGNO	N°	(mm)	DESCRIZIONI	APPLICAZIONI
	HV4K00		Squadretta allineamento in acciaio inossidabile	
	HV4K01		Squadretta allineamento in acciaio inossidabile	
	TS9Z05		Supporti di battuta in acciaio inox per traversi	
	TS9N03		Cavallotti per traversi	
	TS2H04		Cavallotti per traversi C9V102 alzanti-scorrevoli	


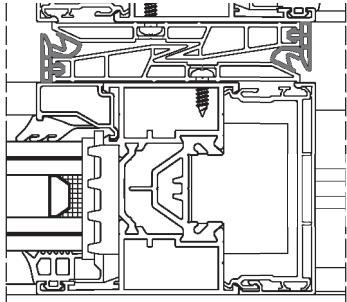

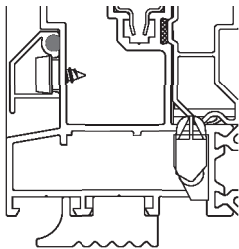

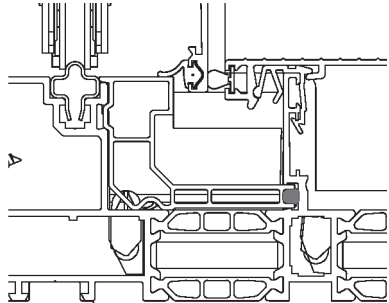
Guarnizioni - finestre

DISEGNO	N°	(mm)	DESCRIZIONI	APPLICAZIONI
	210055		Guarnizione esterna per vetratura in EPDM nero, 3mm	
	RU1027		Guarnizione esterna in EPDM nera da 3mm per vetratura autopulente, esclusiva di Saint Gobain Bioclean o Pilkington Active	
	210003		Guarnizione esterna per vetratura in EPDM nero, 4mm	
	RU1000	2 - 4 marchio rosso	Guarnizione interna per vetro in EPDM	
	71R520	4 - 6 marchio blu		
	71R521	6 - 8 marchio verde		
	71R522	8 - 9 marchio bianco		


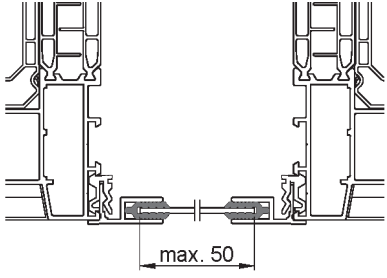

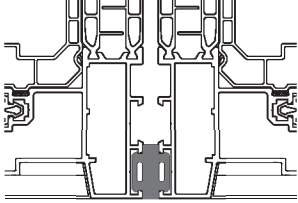
Guarnizioni - finestre

DISEGNO	N°	(mm)	DESCRIZIONI	APPLICAZIONI
	RU0002		Guarnizione esterna per vetro in EPDM nero, spessore 10 mm	
	RU7022		Elemento angolare in EPDM per guarnizione vetro RU0002 in nero	
	RU0007		TELAIO VULCANIZZATO PER GUARNIZIONE VETRO RU0002 COLORE NERO NB: NON IN OFFERTA DOMAL	
	RU0004		Guarnizione esterna per vetro in EPDM nero, spessore 6.5 mm	
	RU7023		Elemento angolare in EPDM per guarnizione vetro RU0004 in nero	
	RU0009		TELAIO VULCANIZZATO PER GUARNIZIONE VETRO RU0004 COLORE NERO NB: NON IN OFFERTA DOMAL	
	39R506	4 - 6 marchio blu	Guarnizione interna per vetratura in EPDM nero	
	39R507	6 - 7.5 marchio verde		
	39R508	7.5 - 9 marchio bianco		


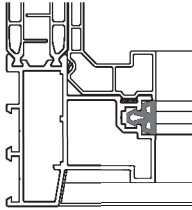

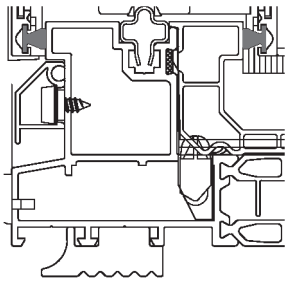

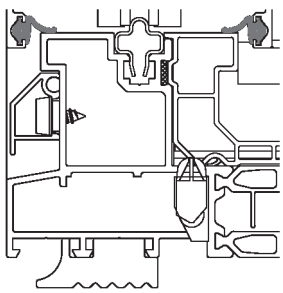

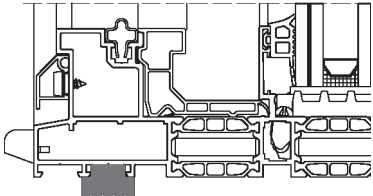

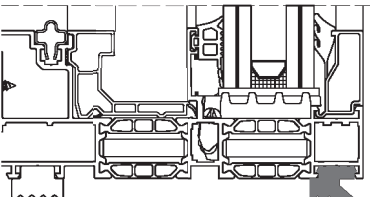
Guarnizioni - finestre

DISEGNO	N°	(mm)	DESCRIZIONI	APPLICAZIONI
	RU4302		Guarnizione di tenuta in EPDM, in nero	
	213006		Guarnizione di tenuta in EPDM, in nero Ø4 mm	
	213008		Guarnizione di tenuta in EPDM, in nero Ø4.5 mm	


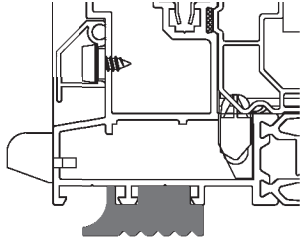

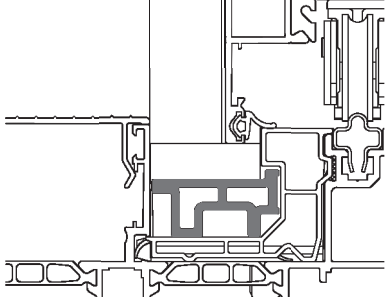
Guarnizioni - varie

DISEGNO	N°	(mm)	DESCRIZIONI	APPLICAZIONI
	71R200		Guarnizione di dilatazione in EPDM, in nero	
	RU9022		Guarnizione di dilatazione in EPDM, in nero	


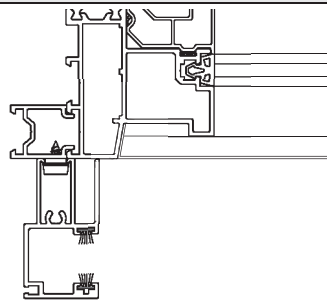
Guarnizioni - guarnizioni di sistema

DISEGNO	N°	(mm)	DESCRIZIONI	APPLICAZIONI
	RU9704		Guarnizione tappo di protezione in EPDM, in nero	
	KU6004		Guarnizione anta in nero	
	RU0121		Guarnizione anta alzante scorrevole, in nero (testato ufficialmente)	
	RU9160		Guarnizione di supporto in EPDM nero	
	RU9165		Guarnizione di supporto in EPDM nero	

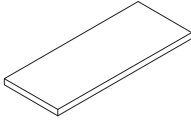
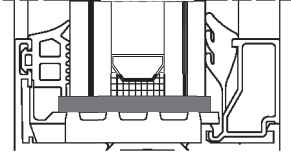
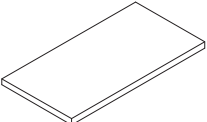
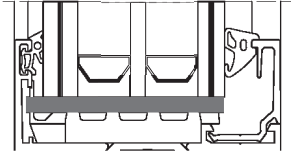
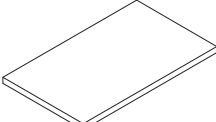
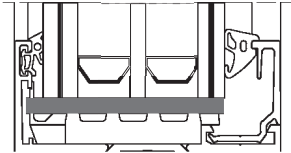
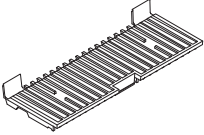
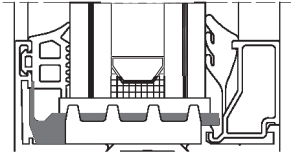
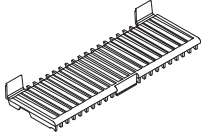
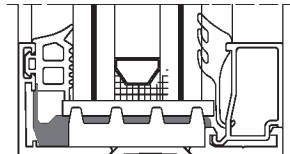
Guarnizioni - guarnizioni di sistema

DISEGNO	N°	(mm)	DESCRIZIONI	APPLICAZIONI
	RU9079		Guarnizione di supporto in EPDM nero	
	RU9706		Guarnizione di finitura in EPDM	

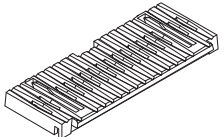
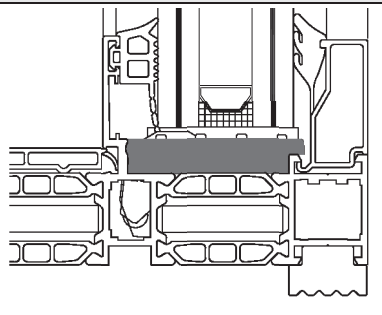
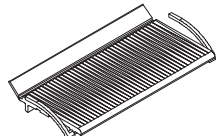
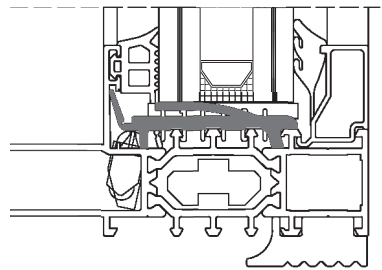
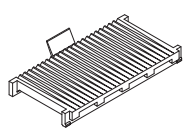
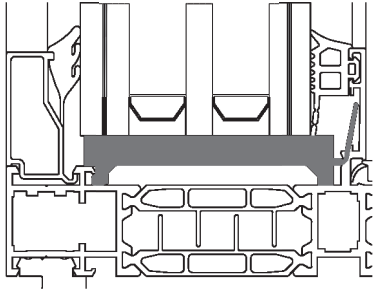
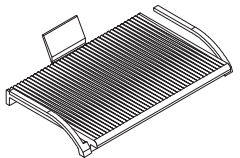
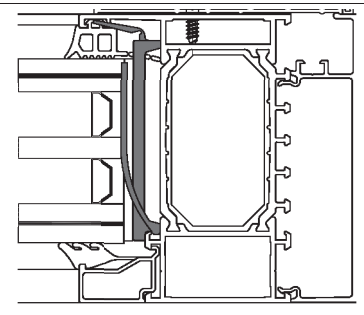

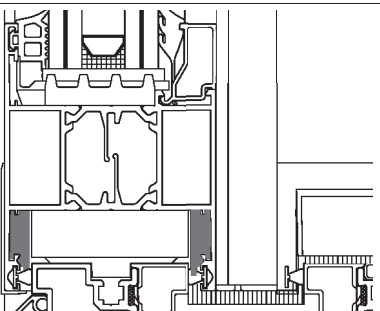
Spazzolini - guide per avvolgibili

DISEGNO	N°	(mm)	DESCRIZIONI	APPLICAZIONI
	210408	5.5	Spazzolini per guide avvolgibili in nero	
	210409	7.5		


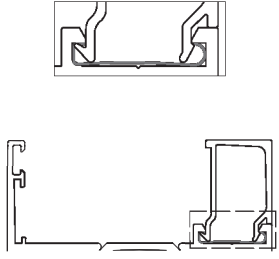
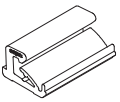
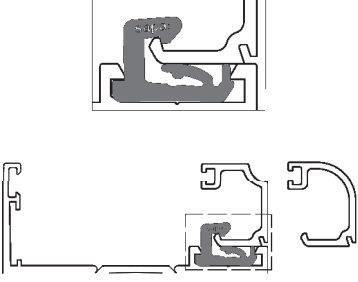

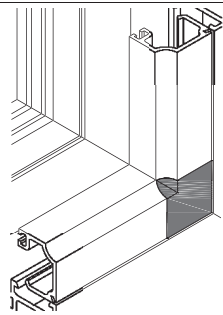
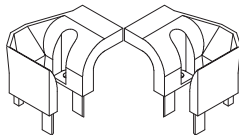
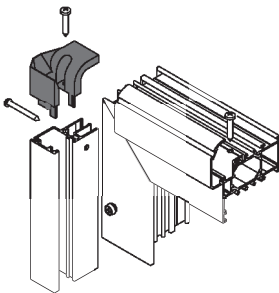
Accessori - finestre

DISEGNO	N°	(mm)	DESCRIZIONI	APPLICAZIONI
	93082	40x2x100 blu	Tassello sottovetro in PP 40 mm	
	93083	40x3x100 rosso		
	93084	40x4x100 giallo		
	93085	40x5x100 verde		
	93086	40x6x100 nero		
	VS5152	52x2x100 blu	Tassello sottovetro in PP 52 mm	
	VS5153	52x3x100 rosso		
	VS5154	52x4x100 giallo		
	VS5155	52x5x100 verde		
	VS5156	52x6x100 nero		
	VS5162	60x2x100 blu	Tassello sottovetro in PP 60 mm	
	VS5163	60x3x100 rosso		
	VS5164	60x4x100 giallo		
	VS5165	60x5x100 verde		
	VS5166	60x6x100 nero		
	VS5126		Supporto vetratura in nero (combinato con RU0002)	
	VS5130		Supporto vetratura in nero	

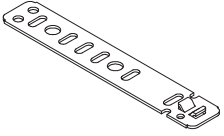
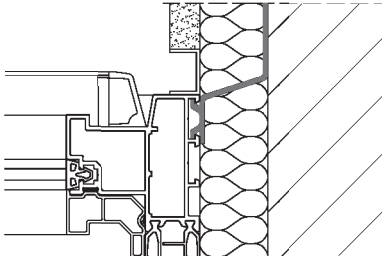
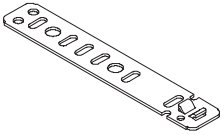
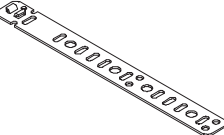
Accessori - finestre

DISEGNO	N°	DESCRIZIONI	APPLICAZIONI
	VS5136	Supporto fisso nella vetratura in POM in rosso	
	VS5142	Supporto fisso nella vetratura in PA in rosso	
	VS5144	Supporto fisso nella vetratura in PA in rosso	
	VS5145	Supporto fisso nella vetratura in PA in giallo	
	VS5184	Guida	




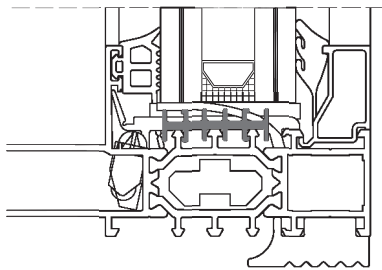
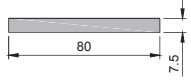
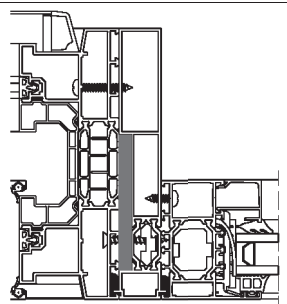
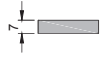
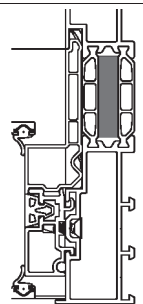
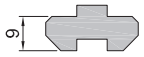
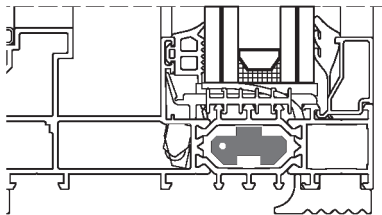
Accessori - finestre

DISEGNO	N°	DESCRIZIONI	APPLICAZIONI
	71C030	Clip in acciaio inox per fermavetri anodizzati, 50mm dalla fine e ogni 300mm	
	CO0101	Clips in PA per fermavetri in bianco, 50mm dalla fine e ogni 300mm	
	VS3000	Terminale in alluminio per fermavetro Rustico	
	VS9208	Terminale per guida tapparella	

Accessori - finestre

DISEGNO	N°	(mm)	DESCRIZIONI	APPLICAZIONI
	CO2077	180	Staffa di ancoraggio in acciaio galvanizzato per fissaggio telaio a muro	
	CO2277	180	Staffa di ancoraggio in acciaio galvanizzato per fissaggio telaio a muro	
	CO2191	280	Staffa di ancoraggio in acciaio galvanizzato per fissaggio telaio a muro	


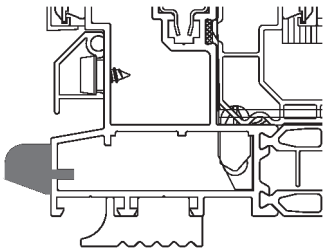

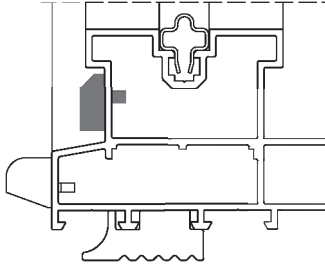

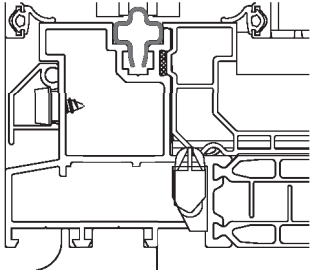

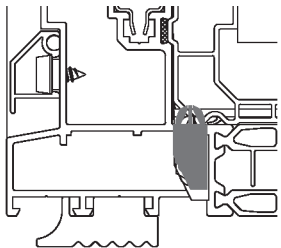
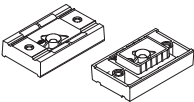
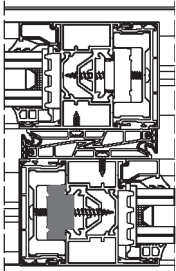
Accessori - profili isolatori

DISEGNO	N°	(mm)	DESCRIZIONE	APPLICAZIONE
	KU5001		Profilo di isolamento in PE con striscia adesiva per profilato anta, in grigio	
	KU5004		Isolamento per profili in TPE, in grigio	
	BT0009		Isolamento termico in PE foam, in bianco	
	BT6019		Isolamento termico in PE foam, in nero	
	BT6000		Isolamento termico in PE foam, in grigio	


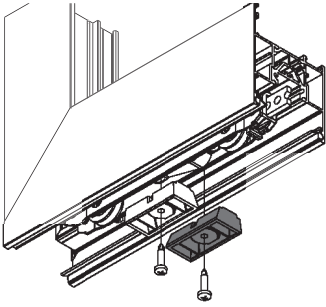
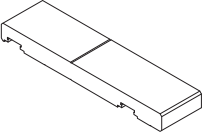
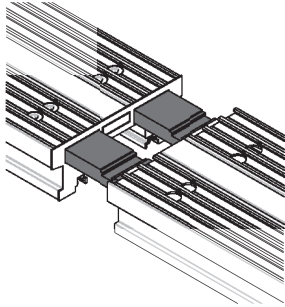

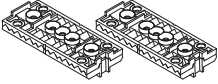
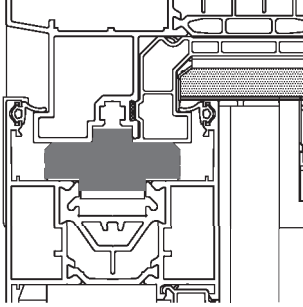

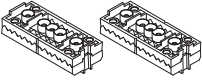
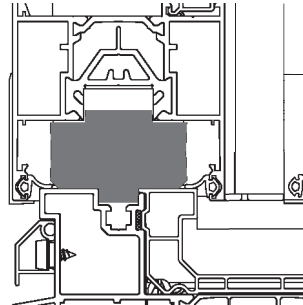

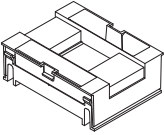
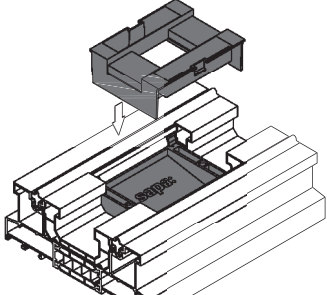
Accessori - profili isolatori

DISEGNO	N°	(mm)	DESCRIZIONE	APPLICAZIONE
	BT6060		Isolamento termico in PU foam	
	BT6061		Isolamento termico in PU foam	
	BT6043		Isolamento termico in PUR foam	
	BT6055		Isolamento RC2	

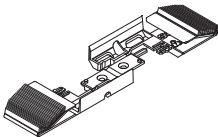
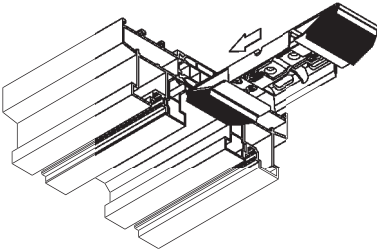
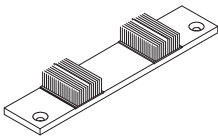
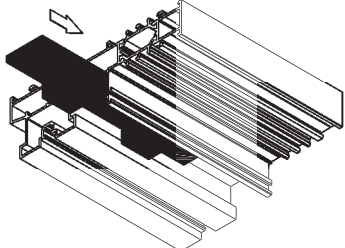
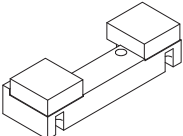
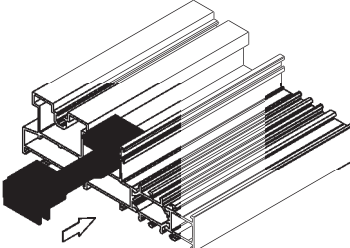
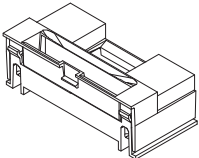
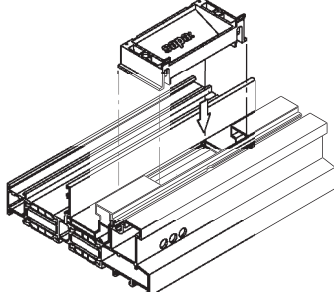
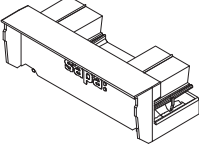
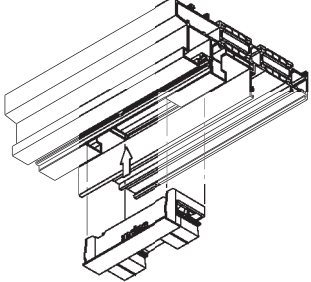
Accessori - accessori di sistema

DISEGNO	N°	(mm)	DESCRIZIONE	APPLICAZIONE
	VS0104		Cappetta di drenaggio	
	703575		Cappetta di drenaggio	
	CO1103		Rotaia	
	VS0107		Valvola di drenaggio	
	VS5186		Fissaggio per C9C004 e per CO1221	


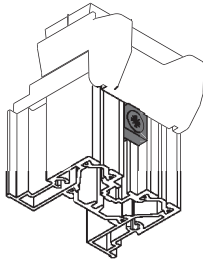
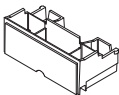
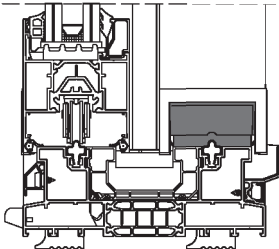
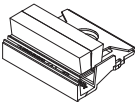
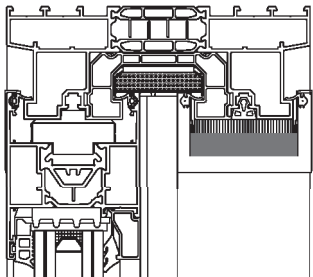
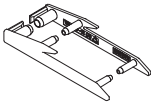

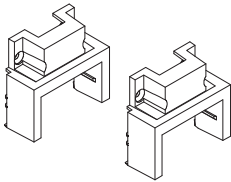

Accessori - accessori di sistema

DISEGNO	N°	(mm)	DESCRIZIONE	APPLICAZIONE
	VS5187		Supporto	
	CO2311		Profilo di accoppiamento	
		E.6.1		
	CO2305		Blocco di supporto per anta fissa, alzante scorrevole, superiore	
		J.13.2		
	CO2306		Blocco di supporto per anta fissa, alzante scorrevole, inferiore e laterale	
		J.13.2		
	CO1105		Sigillatura centrale del telaio inferiore dell'alzante scorrevole	

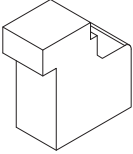
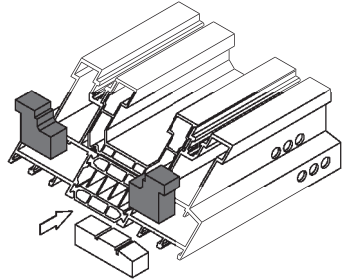
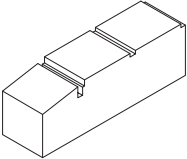
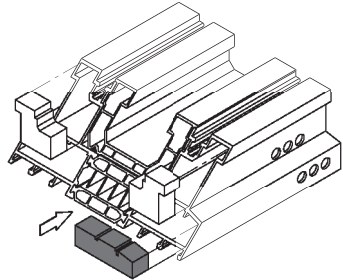

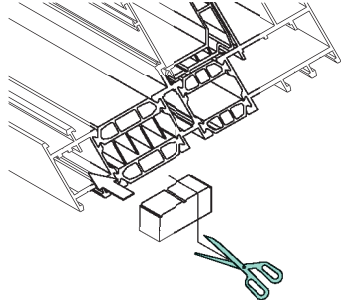
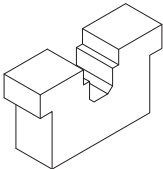
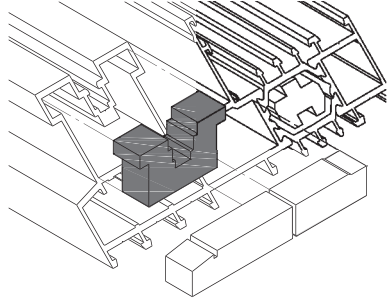
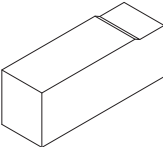
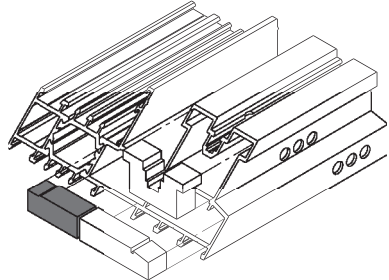
Accessori - accessori di sistema

DISEGNO	N°	(mm)	DESCRIZIONE	APPLICAZIONE
	CO1111		Tappo di tenuta centrale superiore per alzante scorrevole	
	CO1114		Tappo di tenuta centrale per profilo superiore ad un binario per alzante scorrevole con C9K017	
	CO1116		Tappo di tenuta centrale per profilo inferiore ad un binario per alzante scorrevole con C9K017	
	CO1211		Tappo di tenuta alzante scorrevole inferiore 1 binario con C9K014	
	CO1212		Tappo di tenuta alzante scorrevole superiore 1 binario con C9K014	

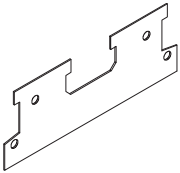
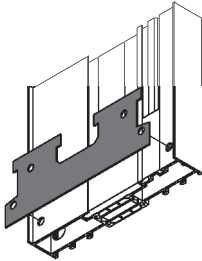
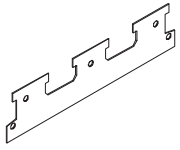
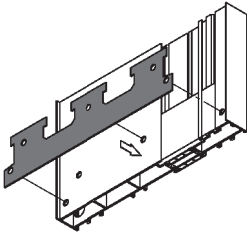
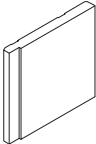
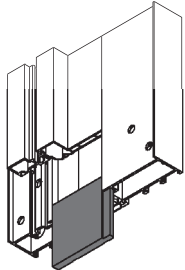

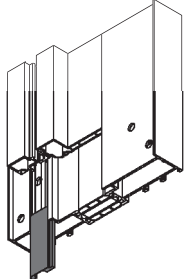
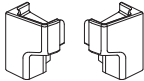
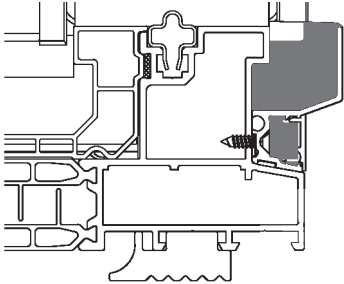
Accessori - accessori di sistema

DISEGNO	N°	(mm)	DESCRIZIONE	APPLICAZIONE
	CO1214		Tappo di tenuta per CO1118 e CO1125	
	CO1217		Tappo di tenuta alzante scorrevole inferiore in nero, bianco e grigio	
	CO1218		Tappo di tenuta alzante scorrevole superiore in nero, bianco e grigio	
	VS4125		Terminale per KU2054 in nero	
	VS9225		Terminale per anta (standard), in bianco e grigio	

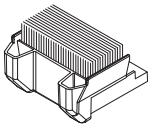
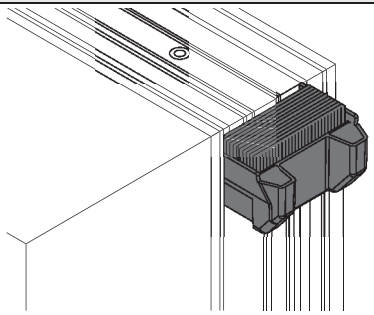
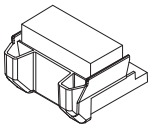
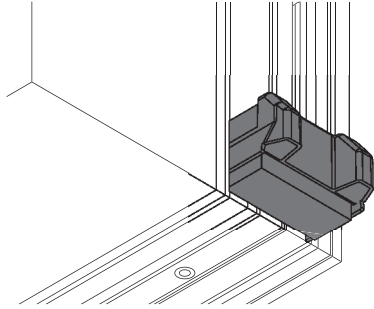
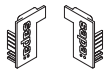
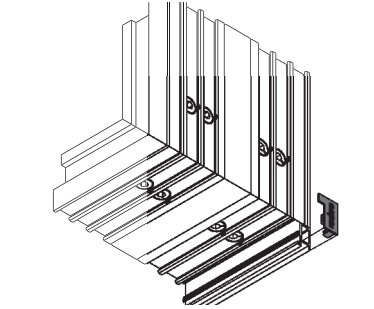
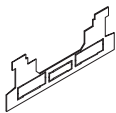
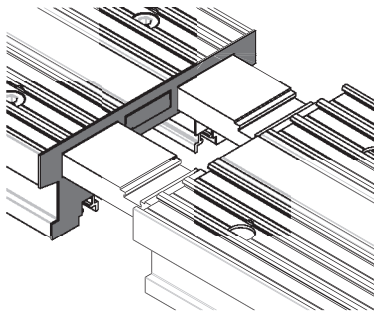
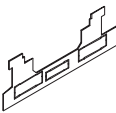
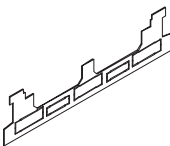
Accessori - accessori di sistema

DISEGNO	N°	(mm)	DESCRIZIONE	APPLICAZIONE
	VS9414		Tappo di tenuta	
	VS9415		Tappo di tenuta	
	VS9416		Tappo di tenuta	
	VS9417		Tappo di tenuta per C9K017 e C9K018	
	VS9418		Tappo di tenuta per C9K017	

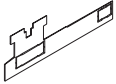
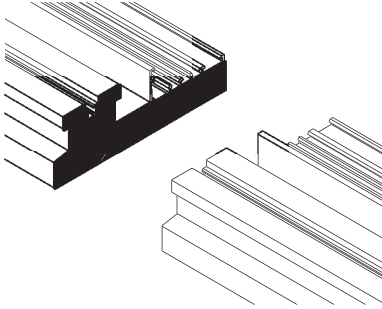
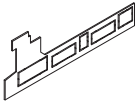
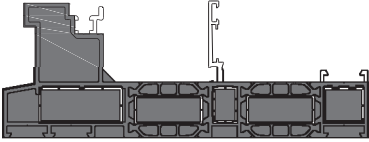
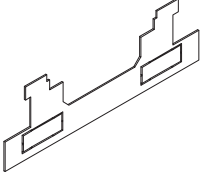

Accessori - accessori di sistema

DISEGNO	N°	(mm)	DESCRIZIONE	APPLICAZIONE
	VS9956		Tappo di tenuta per taglio a 90° per 2 binari	
	VS9999		Tappo di tenuta per taglio a 90° per 3 binari	
	VS9957		Tappo di riempimento per taglio a 90°	
	CO0132		Tappo di riempimento per taglio a 90°	
	VS2404		Terminale per C9A004	


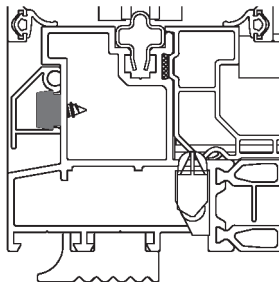
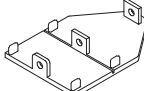
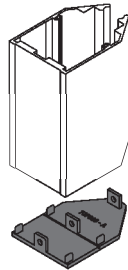
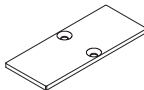
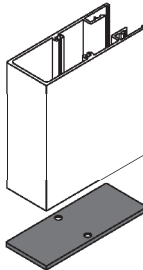
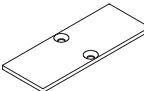
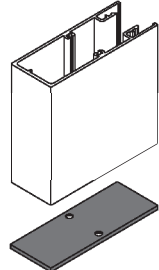
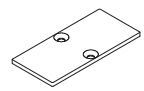
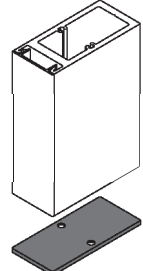
Accessori - accessori di sistema

DISEGNO	N°	(mm)	DESCRIZIONE	APPLICAZIONE
	CO1118		Tappo di tenuta superiore per C9C002 per alzante scorrevole	
	CO1125		Tappo di tenuta inferiore per C9C002 per alzante scorrevole	
	VS1132		Tappo di tenuta per profilo avanzale	
	VS8002		Tappo di tenuta per profilo di connessione per C9K024, C9K025 e C9K124	
	VS8003		Tappo di tenuta per profilo di connessione per C9K026	
	VS8001		Tappo di tenuta per profilo di connessione per C9K035	

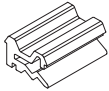
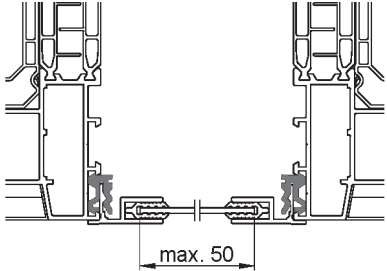

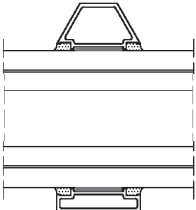
Accessori - accessori di sistema

DISEGNO	N°	(mm)	DESCRIZIONE	APPLICAZIONE
	VS8004		Connessione per C9K017	
	VS8011		Tappo di tenuta per C9K014+C9K028	
	VS8012		Tappo di tenuta per C9K027	

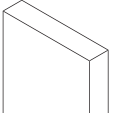
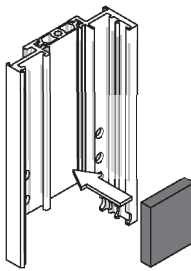
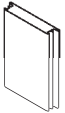
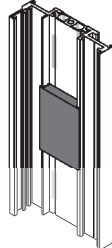
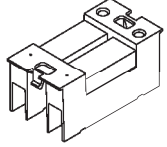
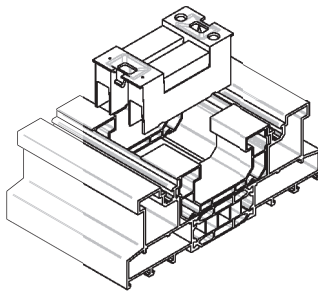
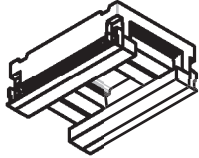
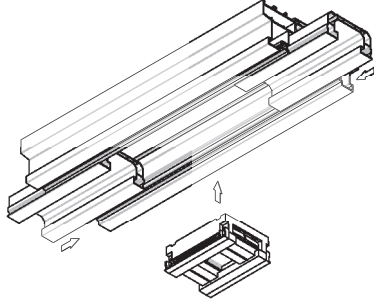
Accessori - varie

DISEGNO	N°	(mm)	DESCRIZIONE	APPLICAZIONE
	CO2279		Clips in alluminio per finitura profili, 50mm dalla fine e ogni 300mm	
	71P010		Terminali in ABS per rinforzo profili Z9C011, in nero	
	VS4036		Terminali in alluminio per rinforzo profili Z9C021	
	VS4037		Terminali in alluminio per rinforzo profili Z9C022	
	CO2167		Terminali in alluminio per rinforzo profili Z9C046	

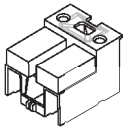
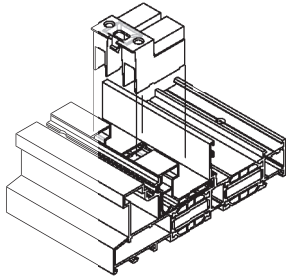
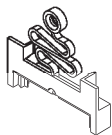
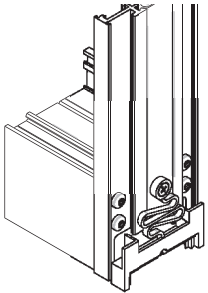
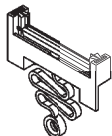
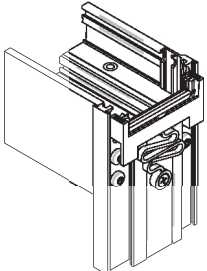

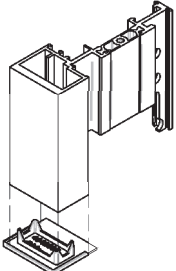
Accessori - varie

DISEGNO	N°	(mm)	DESCRIZIONE	APPLICAZIONE
	71P003		Clips in PA per finitura profili, in nero, 50mm dalla fine e ogni 300mm	
	92616		Nastro biadesivo 12 x 1,6mm	


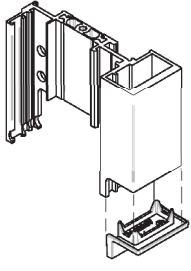
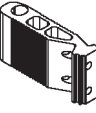
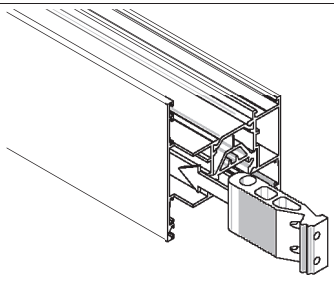
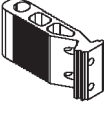
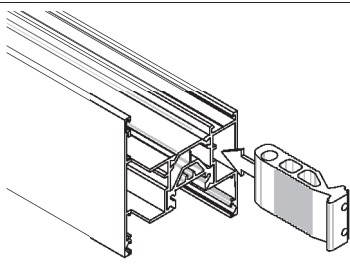
Accessori - incontro centrale ridotto

DISEGNO	N°	(mm)	DESCRIZIONE	APPLICAZIONE
	VS9975		Tappo di tenuta fra incontro e anta	
	VS9977		Guarnizione distanziale, lunghezza 50mm	
	CO1226		Tappo di tenuta, alzante scorrevole, inferiore, 2 binari	
	CO1224		Tappo di tenuta centrale, telaio, universale (scorrevole e alzante scorrevole), superiore, 2 binari	

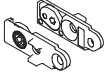
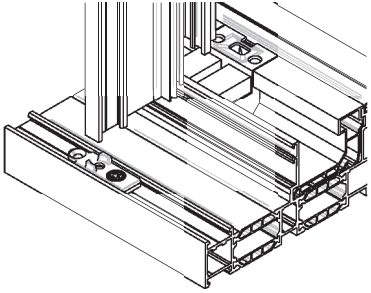

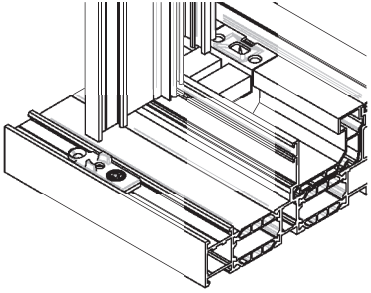

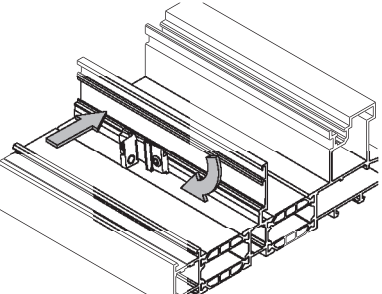

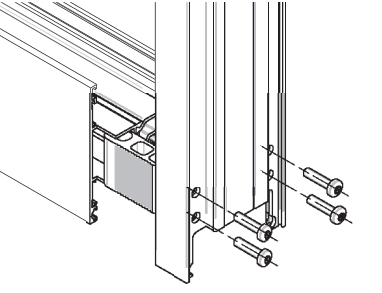
Accessori - incontro centrale ridotto

DISEGNO	N°	(mm)	DESCRIZIONE	APPLICAZIONE
	CO1229		Tappo di tenuta, alzante scorrevole, inferiore, 1 binario con C9K014	
	CO1230		Tappo di tenuta incontro inferiore	
	CO1227		Tappo di tenuta incontro superiore	
	VS9501		Terminale per C9V109	

Accessori - incontro centrale ridotto

DISEGNO	N°	(mm)	DESCRIZIONE	APPLICAZIONE
	VS9502		Terminale per C9V110	
	TS2H06		Cavallotti per alzanti scorrevoli	
	TS2H08		Cavallotti per alzanti scorrevoli	



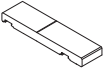





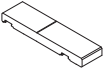




Accessori - incontro centrale ridotto

DISEGNO	N°	(mm)	DESCRIZIONE	APPLICAZIONE
	TS9Z13		Cavallotti per C9T108	
	TS9Z14		Cavallotti per C9T108+C9K017	
	TS9Z15		Cavallotti per C9T108+C9K014	
	SCJ520		Viti M5x20	


Panoramica profilati di accoppiamento

PROFILATI	TAPPO DI TENUTA	PROFILATI DI ACCOPPIAMENTO	RIEMPIMENTO INFERIORE	RIEMPIMENTO SUPERIORE
 C9K014	 VS8011	 1xCO2311	 2xVS9415	 2xVS9414
 C9K017	 VS8004	 1xCO2311	 2xVS9415	 2xVS9417
		 1xCO2254	 2xVS9418	
 C9K018	 VS8004	 1xCO2311		 2xVS9417
		 1xCO2254		
 C9K024	 VS8002	 2xCO2311	 2xVS9415	 4xVS9414
 C9K025	 VS8002	 2xCO2311		 4xVS9414
 C9K026	 VS8003	 2xCO2311	 2xVS9415	 4xVS9414
 C9K027	 VS8012	 2xCO2311		 4xVS9414
 C9K124	 VS8002	 2xCO2311	 4xVS9415	 4xVS9414
 C9K035	 VS8001	 2xCO2311	 2xVS9415	 4xVS9414
			 2xVS9416	 2xVS9965
 C9K134	 VS8001	 2xCO2311	 4xVS9415	 4xVS9414
			 2xVS9416	 2xVS9965

Panoramica profilati di accoppiamento


PROFILATI	TAPPO DI TENUTA	PROFILATI DI ACCOPPIAMENTO	RIEMPIMENTO INFERIORE	RIEMPIMENTO SUPERIORE
 C9K028	 VS8011	 1xCO2311	 2xVS9416	 4xVS9414
			 2x215-007	
			 4xVS9973	
 C9K200		 2xCO2311	 2xVS9416	 4xVS9414
			 2x215-007	
			 4xVS9973	

Viti




DIN 7 - ST.ST. - A2

280-108	Ø1x6
----------------	------




DIN 84 - ST.ST. - A2

80Q506	M5x6
80Q509	M5x9
80Q510	M5x10
80Q516	M5x16
80Q525	M5x25
80Q530	M5x30
80Q535	M5x35
80Q608	M6x8
SCD660	M6x60




DIN 96 - ST.ST. - A2

81A120	Ø3x20
---------------	-------




DIN 125A - ST.ST. - A2

280-203	M5
SCY600	M6




DIN 433 - ST.ST. - A2

280-216	M12
----------------	-----




DIN 439B - ST.ST. - A2

84Z500	M5
293-306	M12




DIN 562 - ST.ST. - A2

293-302	M5
----------------	----



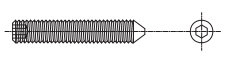
DIN 912 - ST.ST. - A2

80B516	M5x16
SCL550	M5x50
SCL560	M5x60
SCL565	M5x65
SCL570	M5x70
SCL575	M5x75
SCL585	M5x85
SCL612	M6x12
SCL614	M6x14
SCL616	M6x16
80B618	M6x18
80B625	M6,x25
80B820	M8x20
SCL845	M8x45



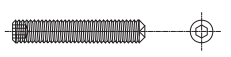
DIN 913 - ST.ST. - A2

80C610	M6x10
80C614	M6x14
80C630	M6x30




DIN 914 - ST.ST. - A2

80D303	M4x3
80D304	M4x4
80D306	M4x6
SCH408	M4x8
80D310	M4x10
SCH416	M4x16
80D508	M5x8
80D812	M8x12
80D814	M8x14




DIN 916 - ST.ST. - A2

702-939	M5x5
702-940	M5x8
80E510	M5x10
292-100	M5x12
80E520	M5x20
80E608	M6x8
702-933	M6x10




DIN 916 - ST.ST. - A2

SCF612	M6x12
80E620	M6x20
80E810	M8x10
80E816	M8x16
SCF820	M8x20




DIN 917 - ST.ST. - A2

293-305	M12
----------------	-----




DIN 933 - ST.ST. - A2

80F306	M4x6
80F610	M6x10
293-007	M6x12
80F618	M6x18
80F620	M6x20
80F625	M6x25
SCG640	M6x40
702-935	M6x50
293-003	M8x25



DIN 934 - ST.ST. - A2

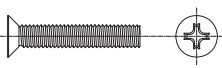
SCG641	M5
4G6000	M6
293-300	M8
293-307	M12





DIN 963 - ST.ST. - A2

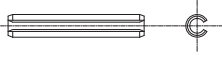
701-529	M5x12
SCZ826	M4x8
SCZ827	M4x12
SCZ828	M5x10
SCZ829	M5x12
SCZ830	M5x16
SCZ831	M5x20
SCZ832	M5x40
SCZ833	M5x50


Viti


 DIN 965 - ST.ST. - A2	
80H310	M4x10
SCZ827	M4x12
291-312	M4x16
80H510	M5x10
291-306	M5x12
80H520	M5x20
SCZ820	M5x22
80H525	M5x25
80H530	M5x30
80H535	M5x35
80H540	M5x40
90318	M5x45
80H560	M5x60
SCE565	M5x65
291-307	M5x70
291-311	M5x75
291-308	M5x80
291-309	M5x85
SCE590	M5x90
291-310	M5x95
SCE500	M5x100
SCE505	M5x105
SCE616	M6x16


 DIN 966 - ST.ST. - A2	
80I510	M5x10
80I515	M5x15
80I625	M6x25
80I630	M6x30


 DIN 985 - ST.ST. - A2	
293-301	M5
4T8000	M8

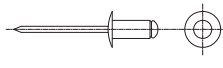
 DIN 1481 - ST.ST. - A2	
71C020	Ø2,5x16
71C017	Ø4x6
71C016	Ø4x10
280-101	Ø4x12

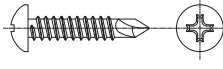
 DIN 1481 - ST.ST. - A2	
280-100	Ø4x24
280-106	Ø4,4x16
280-136	Ø4,4x18
280-102	Ø4,4x32
280-111	Ø4,4x36
280-137	Ø5x24
71C018	Ø8x10
280-140	Ø8x20
71C019	Ø8x24

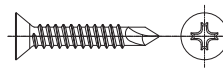
 DIN 1587 - ST.ST. - A2	
293-303	M6

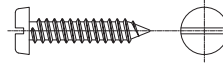
 DIN 6798A - ST.ST. - A2	
SCZ825	M4
SCY601	M6


 DIN 6799 - ST.ST. - A2	
280-211	Ø9
280-217	Ø10

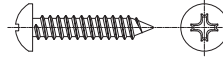
 DIN 7337 - ST.ST. - A2	
SCZ007	Ø4x8
294-003	Ø4,8x16
294-004	Ø4,8x20

 DIN 7504N - ST.ST. - A2	
83K413	Ø4,2x13
290-008	Ø4,2x19
83K522	Ø4,8x22

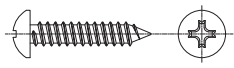
 DIN 7504P - ST.ST. - A2	
290-006	Ø4,2x19
290-007	Ø4,2x25

 DIN 7971C - ST.ST. - A2	
701-825	Ø3,9x16
701-895	Ø4,8x13

 DIN 7976C - ST.ST. - A2	
82J416	Ø4,2x16
82J632	Ø5,5x32
291-500	Ø6,3x50
291-501	Ø6,3x100


 DIN 7981C - ST.ST. - A2	
82K109	Ø2,9x9
82K216	Ø3,5x16
82K238	Ø3,5x38
SCC300	Ø3,9x9.5
82K313	Ø3,9x13
82K325	Ø3,9x25
82K332	Ø3,9x32
290-107	Ø4,2x9,5
82K413	Ø4,2x13
82K416	Ø4,2x16
82K419	Ø4,2x19
82K425	Ø4,2x25
82K438	Ø4,2x38
82K450	Ø4,2x50
92927	Ø4,8x16
82K519	Ø4,8x19
82K522	Ø4,8x22
82K525	Ø4,8x25
82K532	Ø4,8x32
82K538	Ø4,8x38
82K545	Ø4,8x45
82K550	Ø4,8x50
SCA560	Ø4,8x60
82K616	Ø5,5x16
82K619	Ø5,5x19

Viti



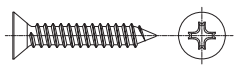
DIN 7981C - ST.ST. - A2

82K625	Ø5,5x25
82K632	Ø5,5x32
82K638	Ø5,5x38
290-112	Ø6,3x13
787-570	Ø6,3x32




DIN 7981 - ST.ST. - A2

SCA604	Ø6,3x32
---------------	---------



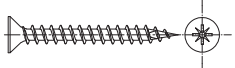
DIN 7982C - ST.ST. - A2

SCC213	Ø3,5x13
82L217	Ø3,5x17
82L310	Ø3,9x9,5
82L313	Ø3,9x13
82L413	Ø4,2x13
82L416	Ø4,2x16
95170	Ø4,2x19
290-003	Ø4,2x25
95168	Ø4,2x45
82L460	Ø4,2x60
82L510	Ø4,8x10
82L513	Ø4,8x13
82L519	Ø4,8x19
92256	Ø4,8x22
82L525	Ø4,8x25
82L532	Ø4,8x32
82L538	Ø4,8x38
82L545	Ø4,8x45
82L560	Ø4,8x60



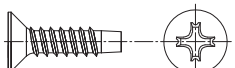
Z2

SCZ813	Ø4x25
SCZ814	Ø5x40
SCZ809	Ø5x45
SCZ815	Ø5x50
SCZ816	Ø5x60
SCZ817	Ø5x70
SCZ819	Ø5x80



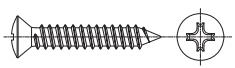
Z2

SCZ834	Ø6x120
---------------	--------




DIN 7982F

SCY400	Ø4,2x16
---------------	---------




DIN 7983C

82M322	Ø3,9x22
---------------	---------



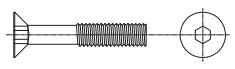
DIN 7984

293-100	M5x10
703-682	M6x8




DIN 7985 - ST.ST. - A2

SCZ822	M5x8
291-300	M5x10
80N516	M5x16
80N618	M6x18
291-301	M6x10
80N620	M6x20
80N625	M6x25




DIN 7991 - ST.ST. - A2

SCP601	M5x10
293-200	M5x25
SCP616	M6x16
80T825	M8x25



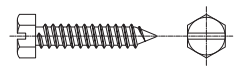
DIN 9021 - ST.ST. - A2

SCY504	M5
6U6000	M6



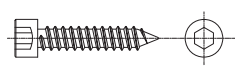
ST.ST. - A2

280-104	M8x45
----------------	-------




ST.ST. - A2

82J525	Ø4,8x25
---------------	---------




ST.ST. - A2

91641	Ø6,3x32
--------------	---------




ST.ST. - A2

SCZ401	Ø4,2x16
---------------	---------



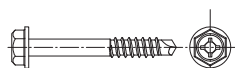
ST.ST. - A2

83K314	Ø3,9x14
---------------	---------



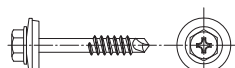
ST.ST. - A2

290-010	Ø4,2x9,5
----------------	----------



ST.ST. - A2


83J639	Ø5,5x39
83J647	Ø5,5x47
83J658	Ø5,5x58





ST.ST. - A2


83Z639	Ø5,5x39
83Z647	Ø5,5x47
83Z658	Ø5,5x58


Viti


	
ST.ST. - A2	
85Z416	Ø4,2x16

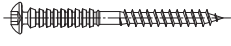
	
ST.ST. - A2	
84Z512	M5x0,8 - 1,5
90459	M5x0,25 - 3,0
91749	M5x3,0 - 5,5
93024	M6x0,5 - 3,0


	
ST.ST. - A2	
SCZ019	M3.2x10 - 5.5
90676	M5x1,5 - 4,0


	
ST.ST. - A2	
80Z814	M8x14

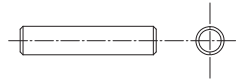
	
ST.ST. - A2	
SCZ402	Ø4.2x28


	
ST.ST. - A2	
SCZ617	Ø5.5x107

	
ST.ST. - A2	
SCZ604	Ø6x70


	
DIN 85A	
SCZ821	M4x12
SCZ823	M5x14
SCZ824	M4x16

	
VSM13328 BN658 A2	
SCN001	M4 x 12

	
DIN 7343	
SCZ406	25x12

	
O-ring	
CO0176	37x2.0
CO0177	52x2.0

Note



Selezione ferramenta

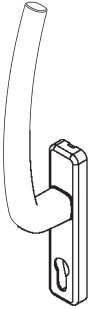
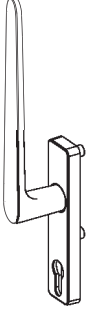
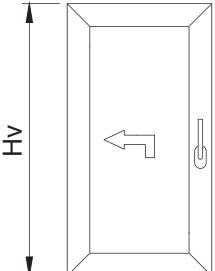
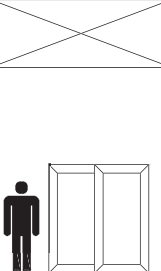




Contenuto

Selezione ferramenta	F1
Panoramica	F3
Alzante scorrevole	F4
Maniglie standard	F4
Maniglie S-Line (Diletta)	F5
Altezza anta (Hv): 1130 - 1875 mm	F6
Altezza anta (Hv): 1751- 2847 mm	F7
Altezza anta (Hv): 1310 - 1947 mm con asta telescopica	F8
Altezza anta (Hv): 1907 - 2847 mm con asta telescopica	F9
Panoramica ferramenta	F10
Alzante scorrevole - 4 ante	F12
Pezzi supplementari	F12
Alzante scorrevole - RC2	F13
Alzante scorrevole con asta telescopica ZB0093	F13
Alzante scorrevole con asta telescopica ZB0094/ZB0095	F14
Panoramica ferramenta	F15

Indice

82L538.....	F12	ZB0053.....	F20
CO2206.....	F20	ZB0054.....	F20
CO2317.....	F20	ZB0071.....	F17
CO2318.....	F20	ZB0072.....	F18
CYL102.....	F17	ZB0073.....	F16
CYL314.....	F5	ZB0074.....	F16
CYL318.....	F17	ZB0075.....	F16
DHA020.....	F16	ZB0076.....	F16
DHA031.....	F16	ZB0078.....	F18
DHA034.....	F16	ZB0079.....	F19
HLH301.....	F15	ZB0080.....	F15
HLH302.....	F15	ZB0081.....	F15
HLH304.....	F15	ZB0082.....	F16
SCG641.....	F19	ZB0083.....	F16
SV2126.....	F19	ZB0090.....	F18
SV9002.....	F20	ZB0091.....	F19
SV9003.....	F20	ZB0092.....	F18
ZB0029.....	F19	ZB0093.....	F17
ZB0030.....	F19	ZB0094.....	F17
ZB0031.....	F19	ZB0095.....	F17
ZB0032.....	F19	ZB0096.....	F17
ZB0038.....	F12	ZB0098.....	F18
ZB0038.....	F18	ZB0099.....	F17





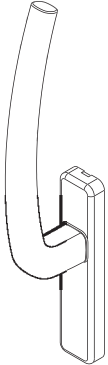


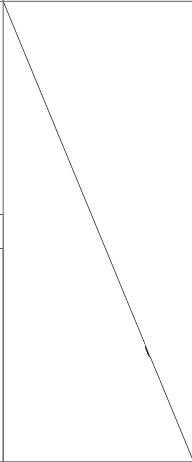



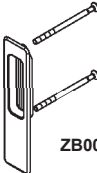

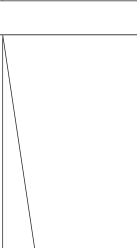
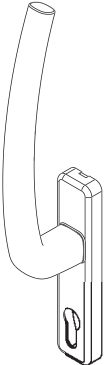




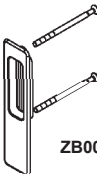







Panoramica

				
F4		F5		
			 Hv 1751** - 2247 2248 - 2547 2548 - 2847*	F7
			1907 - 2247 2248 - 2547 2548 - 2847*	F9
			1130 - 1875	F6
			1310 - 1947	F8

 C160S-DIAG-012

* L'anta può essere più alta della lunghezza della chiusura.

Alzante scorrevole





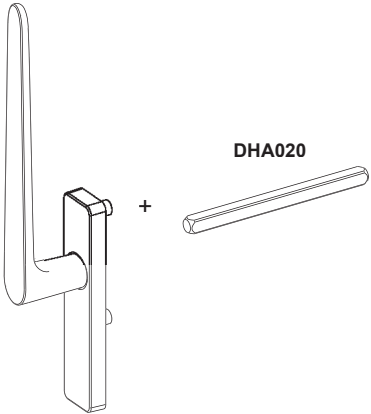



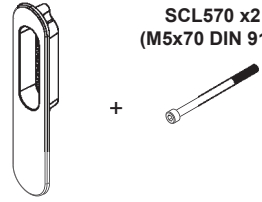

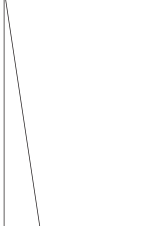
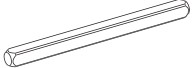

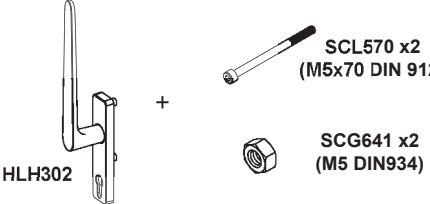



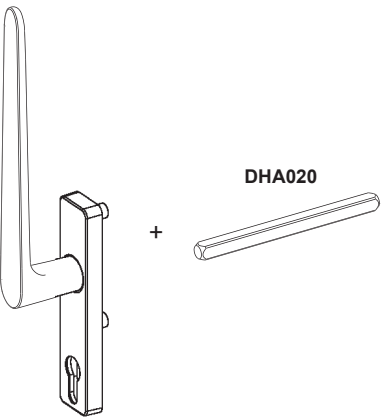


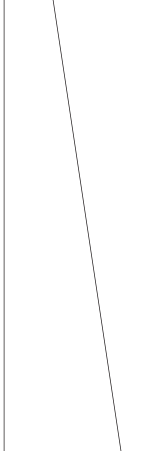
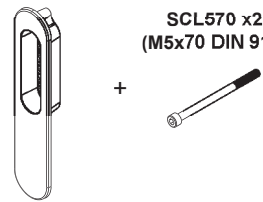

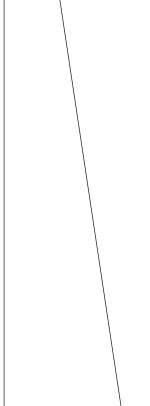

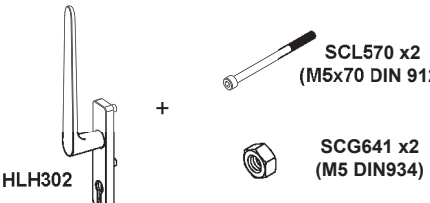

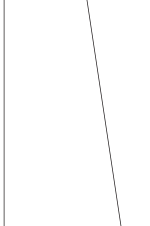
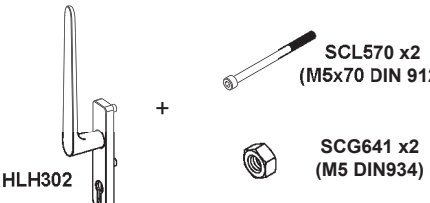

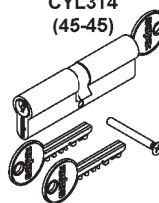
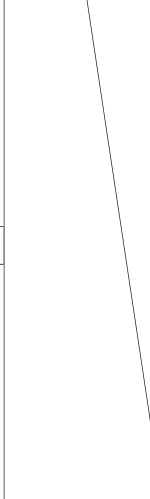

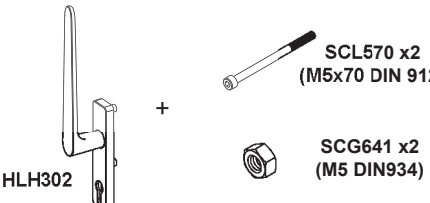

				
<p>ZB0080</p> 	<p>DHA031</p> 	<p>ZB0091</p> 		<p>SCZ814 (5x40)</p> 
<p>+</p> <p>DHA031</p> 	  <p>ZB0083</p>			
<p>ZB0081</p> 	<p>DHA031</p> 		<p>ZB0091</p> 	
<p>+</p> <p>DHA031</p> 	  <p>ZB0083</p>	<p>CYL318 (50-50)</p> 		
<p>DHA034</p> 	  <p>ZB0082</p>			

F - Selezione ferramenta

 C160S-DIAG-063

Alzante scorrevole

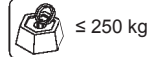
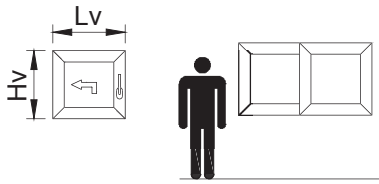
MANIGLIE S-LINE (DILETTA)

			
<p>HLH301</p> 	<p>SCL550 x2 (M5x50 DIN 912)</p> 		<p>SCZ814 (5x40)</p> 
<p>HLH304</p> 			
<p>DHA020</p> 		<p>SCL570 x2 (M5x70 DIN 912)</p> 	
<p>HLH302</p> 	<p>SCG641 x2 (M5 DIN934)</p> 		
<p>HLH302</p> 	<p>SCL550 x2 (M5x50 DIN 912)</p> 	<p>CYL102 (10-50)</p> 	
<p>HLH304</p> 	<p>SCL570 x2 (M5x70 DIN 912)</p> 		
<p>DHA020</p> 	<p>HLH302</p> 	<p>CYL102 (10-50)</p> 	
<p>HLH302</p> 	<p>SCL570 x2 (M5x70 DIN 912)</p> 	<p>CYL314 (45-45)</p> 	
<p>SCG641 x2 (M5 DIN934)</p> 	<p>HLH302</p> 		

 C160S-DIAG-062

Alzante scorrevole

ALTEZZA ANTA (Hv): 1130 - 1875 mm



opzionale

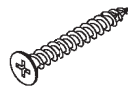
chiusura supplementare

Hv = 1130 - 1875
ZB0073

ZB0073



SCZ809 x 8
(Ø5x45)



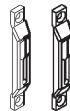
291306.005 x4
(M5x12 DIN965)



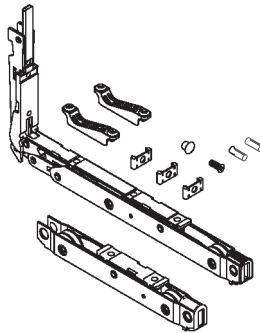
SCG641 x4
(M5 DIN934)



ZB0072



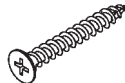
ZB0090



VS5187 x4



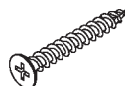
SCZ813 x2
(Ø4x25)



83K522 x4
(Ø4.8x22)
(DIN7504N-Z)

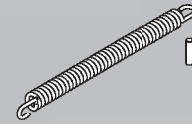


SCZ809 x5
(Ø5x45)



= 101 - 200 kg
ZB0053

= 201 - 250 kg
ZB0054



ZB0071



ZB0092
(x 1)



291306.005 x2
(M5x12 DIN965)



SCG641 x2
(M5 DIN934)

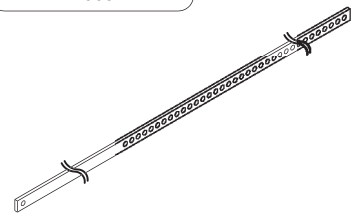


Lv = 600 - 1350
ZB0029

Lv = 1351 - 1850
ZB0030

Lv = 1851 - 2350
ZB0031

Lv = 2351 - 3090
ZB0032



C160S-DIAG-027 Attenzione: altezza maniglia = 403 mm.

Alzante scorrevole

ALTEZZA ANTA (Hv): 1751 - 2847 mm

≤ 250 kg

= 251 - 330 kg

opzionale


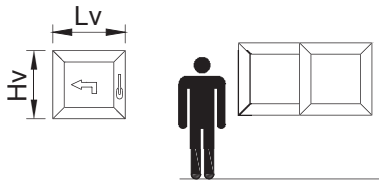
chiusure supplementari

Hv = 1910 - 2247 ZB0074	Hv = 2248 - 2547 ZB0075	Hv = 2548 - 2847 ZB0076	Hv = 1751 - 1909 ZB0074 **	SCZ809 x 8 (Ø5x45) 	291306.005 x4 (M5x12 DIN965) 	SCG641 x4 (M5 DIN934) 	= 101 - 200 kg ZB0053 	= 201 - 250 kg ZB0054 	
				ZB0072 	+				
				ZB0079 	+				
				ZB0090 	VS5187 x4 	SCZ813 x2 (Ø4x25) 	ZB0072 	ZB0092 (x 2) 	
				83K522 x4 (Ø4.8x22) (DIN7504N-Z) 	SCZ809 x5 (Ø5x45) 	291306.005 x4 (M5x12 DIN965) 	SCG641 x4 (M5 DIN934) 	+	
				ZB0098 	= 251 - 330 kg 	SCZ809 x4 (Ø5x45) 	Lv = 600 - 1350 ZB0029 ≤ 250 kg		
				+				Lv = 1351 - 1850 ZB0030	
+				Lv = 2351 - 3090 ZB0032	= 251 - 330 kg 				
+				Lv = 1040 - 1790 ZB0029		Lv = 1791 - 2290 ZB0030			
+				Lv = 2291 - 2790 ZB0031		Lv = 2791 - 3530 ZB0032		+	

C160S-DIAG-028 Attenzione: altezza maniglia = 1003 mm.

Alzante scorrevole

ALTEZZA ANTA (Hv): 1310 - 1947 mm CON ASTA TELESCOPICA



■ opzionale

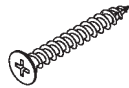
■ chiusura supplementare

Hv = 1310 - 1947
ZB0093

ZB0093



SCZ809 x 8
(Ø5x45)



82L513 x 1
(Ø4.8x13)



291306.005 x4
(M5x12 DIN965)



82L532 x 2
(Ø4.8x32)

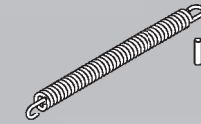


SCG641 x4
(M5 DIN934)



■ = 101 - 200 kg
ZB0053

■ = 201 - 250 kg
ZB0054



ZB0099



+

ZB0071



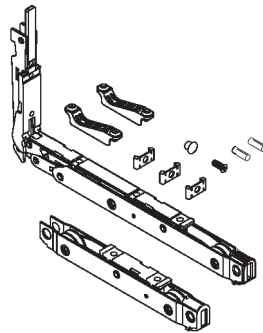
+

ZB0078



+

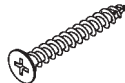
ZB0090



VS5187 x4



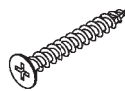
SCZ813 x2
(Ø4x25)



83K522 x4
(Ø4.8x22)
(DIN7504N-Z)



SCZ809 x5
(Ø5x45)



ZB0071



ZB0092
(x 1)



291306.005 x2
(M5x12 DIN965)



SCG641 x2
(M5 DIN934)

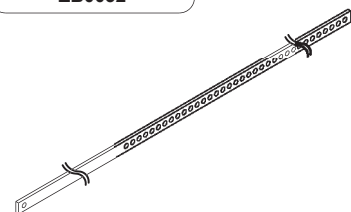


Lv = 600 - 1350
ZB0029

Lv = 1351 - 1850
ZB0030

Lv = 1851 - 2350
ZB0031

Lv = 2351 - 3090
ZB0032



Alzante scorrevole

ALTEZZA ANTA (Hv): 1907 - 2847 mm CON ASTA TELESCOPICA

≤ 250 kg

= 251 - 330 kg

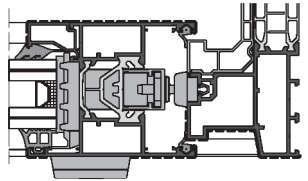





opzionale

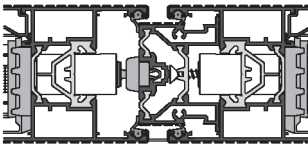

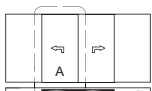
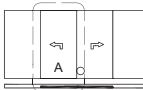
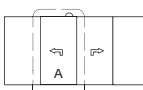

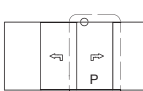
chiusura supplementare

<p>Hv = 1907 - 2247 ZB0094</p> <p>Hv = 2248 - 2547 ZB0095</p> <p>Hv = 2548 - 2847 ZB0096</p>		<p>SCZ809 x 8 (Ø5x45)</p> <p>82L513 x 1 (Ø4.8x13)</p> <p>291306.005 x4 (M5x12 DIN965)</p> <p>82L532 x 2 (Ø4.8x32)</p> <p>SCG641 x4 (M5 DIN934)</p>	<p> = 101 - 200 kg ZB0053</p> <p> = 201 - 250 kg ZB0054</p>								
		<table border="1" style="width: 100%; border-collapse: collapse;"> <tr> <td style="width: 33%; text-align: center;">ZB0099</td> <td style="width: 33%; text-align: center;">ZB0071</td> <td style="width: 33%; text-align: center;">ZB0078</td> </tr> <tr> <td style="text-align: center;"></td> <td style="text-align: center;"></td> <td style="text-align: center;"></td> </tr> </table>	ZB0099	ZB0071	ZB0078				<p style="text-align: center;">ZB0079</p>		
ZB0099	ZB0071	ZB0078									
		<p style="text-align: center;">ZB0090</p>	<table border="1" style="width: 100%; border-collapse: collapse;"> <tr> <td style="width: 50%; text-align: center;">ZB0072</td> <td style="width: 50%; text-align: center;">ZB0092 (x 2)</td> </tr> <tr> <td style="text-align: center;"></td> <td style="text-align: center;"></td> </tr> <tr> <td style="text-align: center;">291306.005 x4 (M5x12 DIN965)</td> <td style="text-align: center;">SCG641 x4 (M5 DIN934)</td> </tr> <tr> <td style="text-align: center;"></td> <td style="text-align: center;"></td> </tr> </table>	ZB0072	ZB0092 (x 2)			291306.005 x4 (M5x12 DIN965)	SCG641 x4 (M5 DIN934)		
ZB0072	ZB0092 (x 2)										
291306.005 x4 (M5x12 DIN965)	SCG641 x4 (M5 DIN934)										
		<p>VS5187 x4</p> <p>83K522 x4 (Ø4.8x22) (DIN7504N-Z)</p> <p>SCZ813 x2 (Ø4x25)</p> <p>SCZ809 x5 (Ø5x45)</p>	<p>Lv = 600 - 1350 ZB0029</p> <p>Lv = 1351 - 1850 ZB0030</p> <p>Lv = 1851 - 2350 ZB0031</p> <p>Lv = 2351 - 3090 ZB0032</p>								
		<p>ZB0098</p> <p> = 251 - 330 kg</p> <p>SCZ809 x4 (Ø5x45)</p>	<p>Lv = 1040 - 1790 ZB0029</p> <p>Lv = 1791 - 2290 ZB0030</p> <p>Lv = 2291 - 2790 ZB0031</p> <p>Lv = 2791 - 3530 ZB0032</p> <p> = 251 - 330 kg</p>								

Alzante scorrevole

PANORAMICA FERRAMENTA

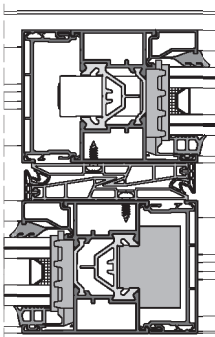

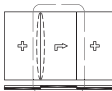
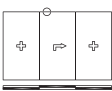
		SERRATURA	PUNTO DI CHIUSURA		
	STANDARD	ZB0073 ZB0074 ZB0075 ZB0076	ZB0072		L197
	OPZIONALE	ZB0093 ZB0094 ZB0095 ZB0096	ZB0072 + ZB0078		L398

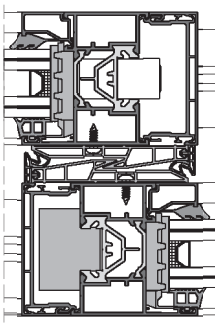

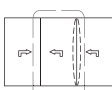
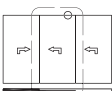
		SERRATURA	PUNTO DI CHIUSURA		
A = anta primaria 	STANDARD	ZB0073 ZB0074 ZB0075 ZB0076	ZB0072		L197
	OPZIONALE	ZB0093 ZB0094 ZB0095 ZB0096	ZB0072 + ZB0078		L208 L275
P = anta secondaria 	STANDARD	ZB0093 ZB0094 ZB0095 ZB0096	ZB0078		L205 L275

F - Selezione ferramenta

 C160S-DIAG-015


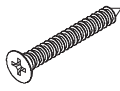
Alzante scorrevole

		SERRATURA	PUNTO DI CHIUSURA		
	STANDARD	ZB0093 ZB0094 ZB0095 ZB0096	ZB0078		L205 L306

		SERRATURA	PUNTO DI CHIUSURA		
	STANDARD	ZB0093 ZB0094 ZB0095 ZB0096	ZB0078		L209
	OPZIONALE	ZB0073 ZB0074 ZB0075 ZB0076	-		SU RICHIESTA, NON PRESENTE SUL CATALOGO

Alzante scorrevole - 4 ante

PEZZI SUPPLEMENTARI

DISEGNO	N°	DESCRIZIONE
	ZB0038	Punto di chiusura centrale inferiore
	82L538	Viti autofilettanti Ø4.8x38 mm DIN 7982CHI

Alzante scorrevole - RC2

ALZANTE SCORREVOLE + CON ASTA TELESCOPICA ZB0093

≤ 250 kg

opzionale

<div style="border: 1px solid black; padding: 5px; margin-bottom: 10px;"> Hv = 1820 - 1947 ZB0093 </div> <div style="text-align: center; margin-bottom: 10px;"> ZB0093 </div>	<table style="width: 100%; border-collapse: collapse;"> <tr> <td style="width: 50%; padding: 5px;"> SCZ809 x 8 (Ø5x45) </td> <td style="width: 50%; padding: 5px;"> 82L513 x 1 (Ø4.8x13) </td> </tr> <tr> <td style="padding: 5px;"> 291306.005 x 6 (M5x12 DIN965) </td> <td style="padding: 5px;"> 82L532 x 2 (Ø4.8x32) </td> </tr> <tr> <td style="padding: 5px;"> SCG641 x 6 (M5 DIN934) </td> <td></td> </tr> </table> <table style="width: 100%; border-collapse: collapse; margin-top: 10px;"> <tr> <td style="width: 33%; text-align: center; padding: 5px;">ZB0099</td> <td style="width: 33%; text-align: center; padding: 5px;">ZB0071</td> <td style="width: 33%; text-align: center; padding: 5px;">ZB0078</td> </tr> <tr> <td style="text-align: center;"></td> <td style="text-align: center;"></td> <td style="text-align: center;"></td> </tr> <tr> <td colspan="3" style="text-align: center;">+</td> </tr> </table> <div style="text-align: center; margin-top: 10px;"> ZB0090 </div> <table style="width: 100%; border-collapse: collapse; margin-top: 10px;"> <tr> <td style="width: 50%; padding: 5px;"> VS5187 x 4 </td> <td style="width: 50%; padding: 5px;"> SCZ813 x 2 (Ø4x25) </td> </tr> <tr> <td style="padding: 5px;"> 83K522 x 4 (Ø4.8x22) (DIN7504N-Z) </td> <td style="padding: 5px;"> SCZ809 x 5 (Ø5x45) </td> </tr> </table>	SCZ809 x 8 (Ø5x45) 	82L513 x 1 (Ø4.8x13) 	291306.005 x 6 (M5x12 DIN965) 	82L532 x 2 (Ø4.8x32) 	SCG641 x 6 (M5 DIN934) 		ZB0099	ZB0071	ZB0078				+			VS5187 x 4 	SCZ813 x 2 (Ø4x25) 	83K522 x 4 (Ø4.8x22) (DIN7504N-Z) 	SCZ809 x 5 (Ø5x45) 	<table style="width: 100%; border-collapse: collapse;"> <tr> <td style="width: 50%; padding: 5px;"> = 101 - 200 kg ZB0053 </td> <td style="width: 50%; padding: 5px;"> = 201 - 250 kg ZB0054 </td> </tr> </table> <div style="text-align: center; margin-top: 10px;"> </div> <table style="width: 100%; border-collapse: collapse; margin-top: 10px;"> <tr> <td style="width: 50%; padding: 5px;"> ZB0071 </td> <td style="width: 50%; padding: 5px;"> ZB0092 (x 1) </td> </tr> <tr> <td style="text-align: center;">+</td> <td></td> </tr> <tr> <td style="padding: 5px;"> CO2317 (x3) </td> <td style="padding: 5px;"> CO2318 </td> </tr> <tr> <td style="padding: 5px;"> </td> <td style="padding: 5px;"> </td> </tr> <tr> <td style="text-align: center;">+</td> <td style="text-align: center;">+</td> </tr> <tr> <td style="padding: 5px;"> M5x8 (x 6) DIN913 </td> <td style="padding: 5px;"> M5x16 (x 2) DIN912 </td> </tr> <tr> <td></td> <td style="padding: 5px;"> ZB0038 </td> </tr> </table> <div style="margin-top: 10px;"> <table style="width: 100%; border-collapse: collapse;"> <tr> <td style="width: 50%; padding: 5px;"> Lv = 1090 - 1350 ZB0029 </td> <td style="width: 50%; padding: 5px;"> Lv = 1351 - 1500 ZB0030 </td> </tr> </table> <div style="text-align: center; margin-top: 10px;"> </div> </div>	= 101 - 200 kg ZB0053	= 201 - 250 kg ZB0054	ZB0071 	ZB0092 (x 1) 	+		CO2317 (x3) 	CO2318 			+	+	M5x8 (x 6) DIN913	M5x16 (x 2) DIN912		ZB0038 	Lv = 1090 - 1350 ZB0029	Lv = 1351 - 1500 ZB0030
SCZ809 x 8 (Ø5x45) 	82L513 x 1 (Ø4.8x13) 																																						
291306.005 x 6 (M5x12 DIN965) 	82L532 x 2 (Ø4.8x32) 																																						
SCG641 x 6 (M5 DIN934) 																																							
ZB0099	ZB0071	ZB0078																																					
+																																							
VS5187 x 4 	SCZ813 x 2 (Ø4x25) 																																						
83K522 x 4 (Ø4.8x22) (DIN7504N-Z) 	SCZ809 x 5 (Ø5x45) 																																						
= 101 - 200 kg ZB0053	= 201 - 250 kg ZB0054																																						
ZB0071 	ZB0092 (x 1) 																																						
+																																							
CO2317 (x3) 	CO2318 																																						
+	+																																						
M5x8 (x 6) DIN913	M5x16 (x 2) DIN912																																						
	ZB0038 																																						
Lv = 1090 - 1350 ZB0029	Lv = 1351 - 1500 ZB0030																																						

C160S-DIAG-032

Alzante scorrevole - RC2

ALZANTE SCORREVOLE + CON ASTA TELESCOPICA ZB0094/ZB0095

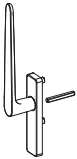
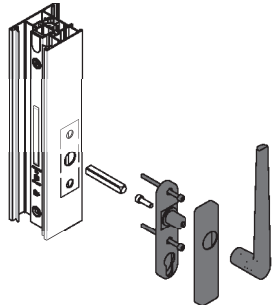
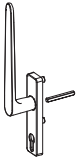
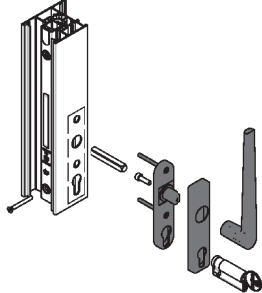

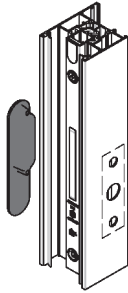



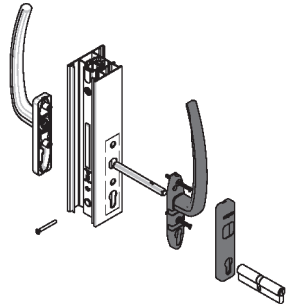
H_v L_v
 $\leq 250 \text{ kg}$
 opzionale

<p>Hv = 1910 - 2247 ZB0094</p> <p>Hv = 2248 - 2540 ZB0095</p>	<p>SCZ809 x 8 (Ø5x45)</p> <p>82L513 x 1 (Ø4.8x13)</p> <p>291306.005 x 8 (M5x12 DIN965)</p> <p>82L532 x 2 (Ø4.8x32)</p> <p>SCG641 x 8 (M5 DIN934)</p>	<p> = 101 - 200 kg ZB0053</p> <p> = 201 - 250 kg ZB0054</p>
	<p>ZB0099 + ZB0071 + ZB0078</p>	<p>ZB0079</p>
	<p>ZB0090</p> <p>VS5187 x 4</p> <p>SCZ813 x 2 (Ø4x25)</p>	<p>ZB0072 + ZB0092 (x 2)</p> <p>CO2317 (x4) + CO2318</p> <p>M5x8 (x 8) DIN913 + M5x16 (x 2) DIN912</p> <p>ZB0038</p>
	<p>83K522 x 4 (Ø4.8x22) (DIN7504N-Z)</p> <p>SCZ809 x 5 (Ø5x45)</p>	<p>Lv = 1090 - 1350 ZB0029</p> <p>Lv = 1351 - 1500 ZB0030</p>


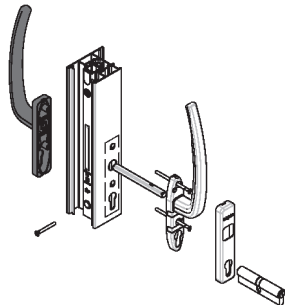
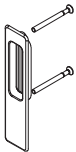
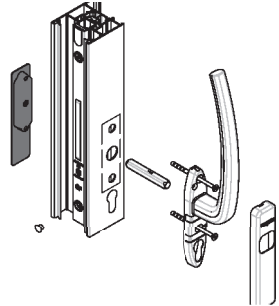
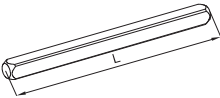
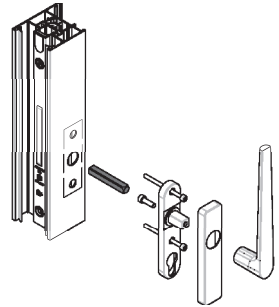

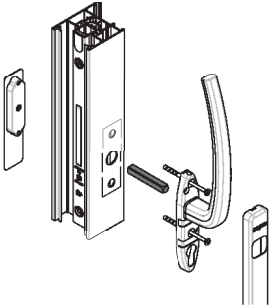

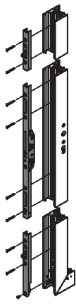
F - Selezione ferramenta

C160S-DIAG-031




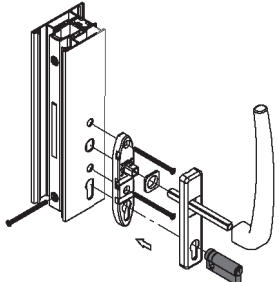

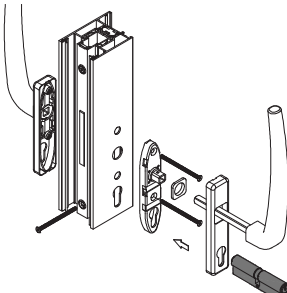

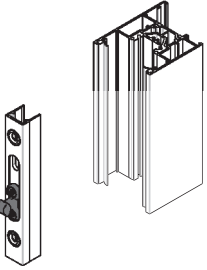

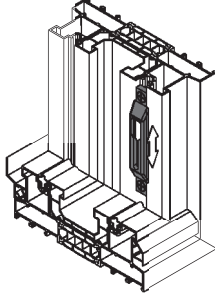
Panoramica ferramenta

DISEGNO	N°	(mm)	DESCRIZIONE	APPLICAZIONE
	HLH301		Maniglia interna S-Line alzante-scorrevole design: Diletta	
	HLH302		Maniglia interna/esterna S-Line alzante-scorrevole design: Diletta	
	HLH304		Maniglia integrata S-Line alzante-scorrevole design: Diletta	
	ZB0080		Maniglia interna	
	ZB0081		Maniglia interna con cilindro	

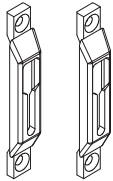


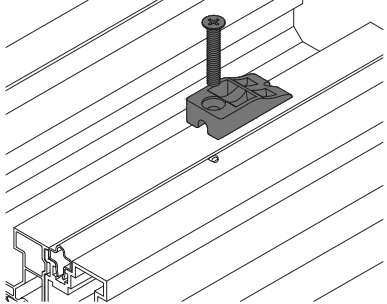
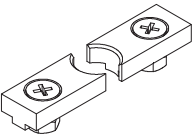
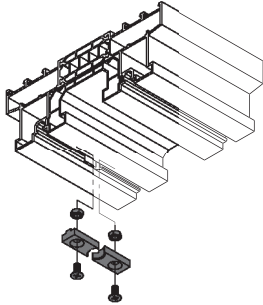
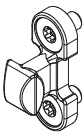
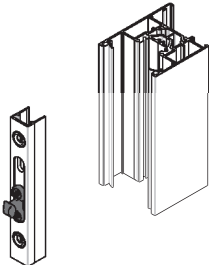
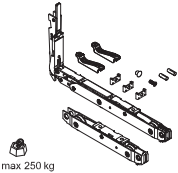
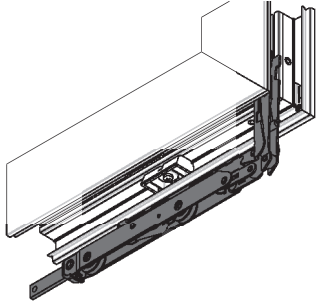
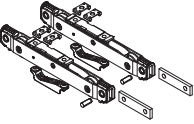

Panoramica ferramenta

DISEGNO	N°	(mm)	DESCRIZIONE	APPLICAZIONE
	ZB0082		Maniglia esterna con cilindro	
	ZB0083		Maniglia integrata	
	DHA020	115	Quadro di connessione maniglia S-Line per alzante scorrevole	
	DHA031	75	Quadro di connessione maniglia con viti per alzante scorrevole	
	DHA034	125		
	ZB0073	180	Serratura alzante scorrevole	
	ZB0074	210		
	ZB0075	240		
	ZB0076	270		


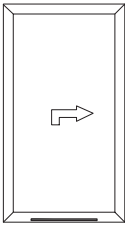


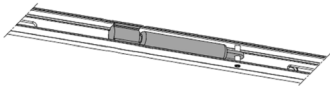

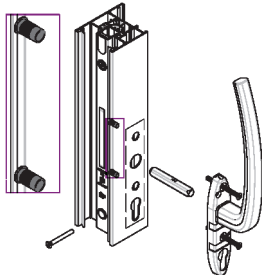

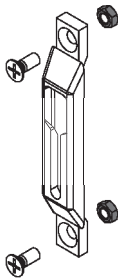
Panoramica ferramenta

DISEGNO	N°	(mm)	DESCRIZIONE	APPLICAZIONE
	ZB0093	1800	Chiusura alzante scorrevole con asta telescopica	
	ZB0094	2100		
	ZB0095	2400		
	ZB0096	2700		
	<p>CYL102</p>		Mezzo cilindro alzante-scorrevole 60/50/10	
	<p>CYL318</p>		Cilindro alzante-scorrevole 100/50/50	
	<p>ZB0099</p>		Punto di chiusura (singolo) RC2	
	<p>ZB0071</p>		Punto di chiusura (singolo), bianco, nero o custom	

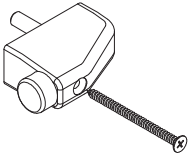
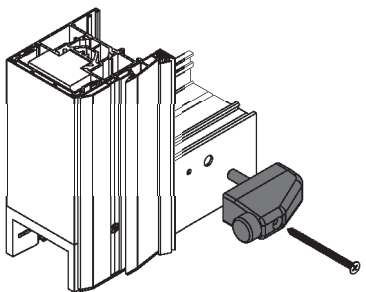
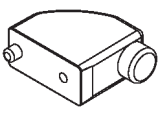
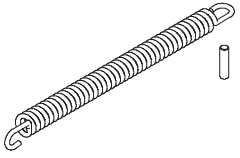
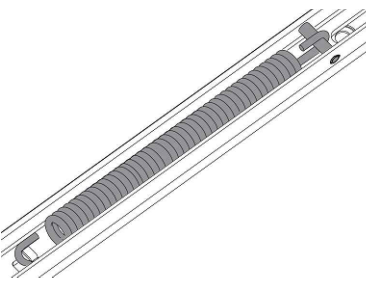

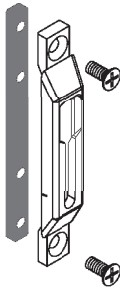
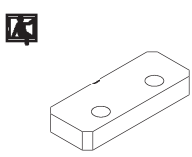
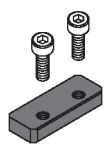
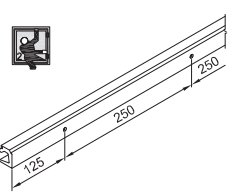
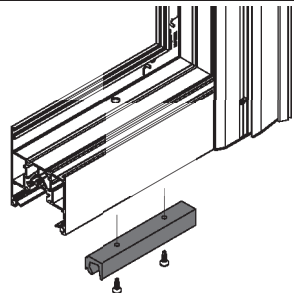
Panoramica ferramenta

DISEGNO	N°	(mm)	DESCRIZIONE	APPLICAZIONE
	ZB0072		Kit punto di chiusura , nera o bianca	
	ZB0038		Punto di chiusura centrale inferiore RC2	
	ZB0078		Punto di chiusura	
	ZB0092		Rostri	
	ZB0090		Kit base alzante scorrevole 250 kg	
	ZB0098		Set extra di carrelli per alzante scorrevole fino a 330 kg	

Panoramica ferramenta

DISEGNO	N°	(mm)	DESCRIZIONE	APPLICAZIONE
	ZB0029	860	Asta di collegamento carrelli per alzante scorrevole	
	ZB0030	1360		
	ZB0031	1860		
	ZB0032	2600		
	SV2126		Puntale di chiusura	
	ZB0079		Ammortizzatore	
	ZB0091		Dado per rivetto (10 pezzi)	
	SCG641		Dado M5	

Panoramica ferramenta

DISEGNO	N°	(mm)	DESCRIZIONE	APPLICAZIONE
	SV9002		Paracolpi, nero o bianco	
	SV9003		Paracolpi, verniciato	
	ZB0053		Molla per pesi ≤ 200kg	
	ZB0054		Molla per pesi fra 201kg e 250kg	
	CO2317		Piatta RC2	
	CO2318		Fissaggio RC2	
	CO2206		Sicurezza RC2	

Attrezzature

Attrezzature

Contenuto

Attrezzature	G1
Lavorazioni - panoramica	G3
Lavorazioni - D5110000	G5
Dime lavorazioni - panoramica	G7
Dime lavorazioni - TG4157	G9
Dime lavorazioni - TG4118	G15
Dime lavorazioni - TG4119	G19
Dime lavorazioni - TG4122	G21
Dime lavorazioni - TG4156	G23
Articoli di supporto	G24
Materiali di consumo	G25

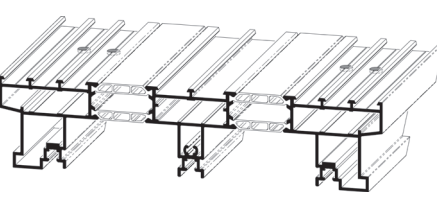
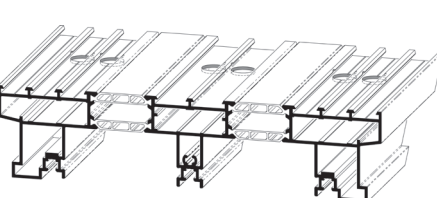
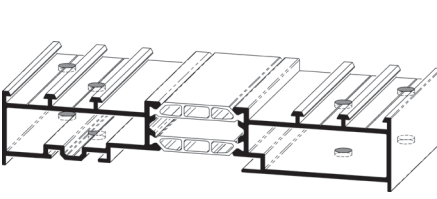
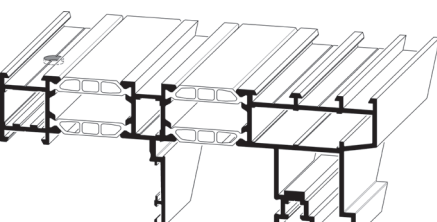
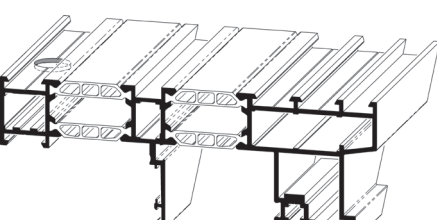
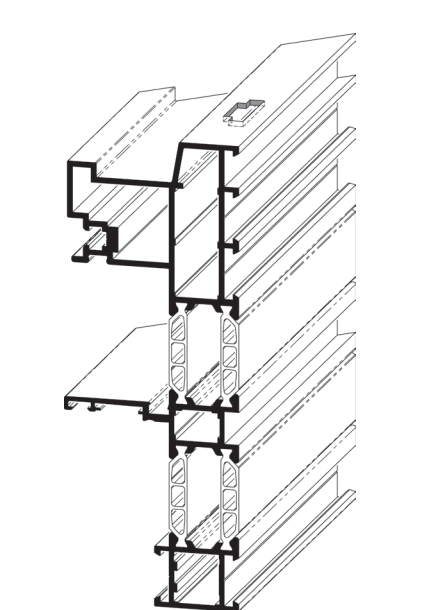
Nota: per lavorazioni da effettuare con D5110000 consultare il manuale della punzonatrice.

Indice

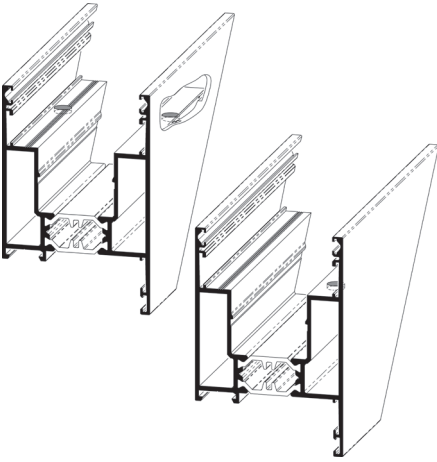
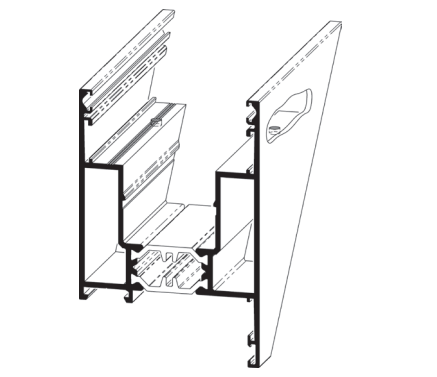
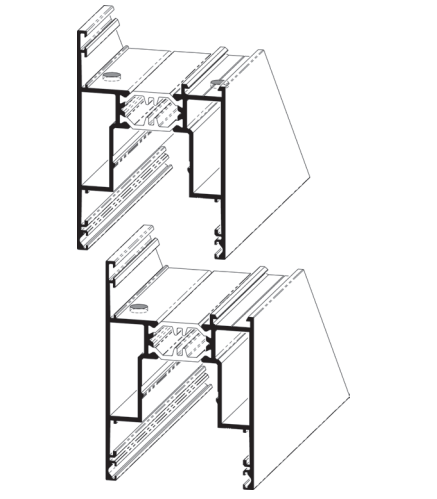
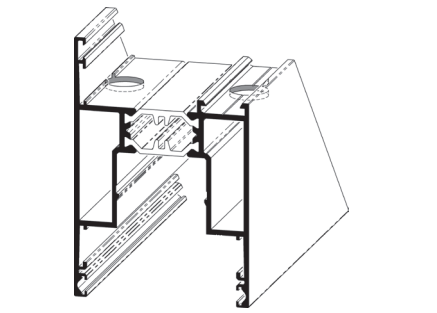
79G501.....	G25
79G503.....	G25
79G504.....	G25
79G509.....	G25
79G605.....	G25
79G606.....	G25
79G607.....	G25
79G611.....	G26
79G612.....	G26
79G622.....	G26
541-000.....	G25
559-017.....	G25
590-002.....	G25
778-951.....	G25
9146.....	G25
97274.....	G25
400024.....	G25
D5110000.....	G5
KM0001.....	G26
KM0002.....	G26
KM0003.....	G26

TA9146.....	G26
TG3020.....	G24
TG4118.....	G15
TG4118 + OG0557.....	G18
TG4119.....	G19
TG4122.....	G21
TG4156.....	G23
TG4157.....	G9
TG6020.....	G26
TG6021.....	G26
TG6022.....	G26
TG6023.....	G26
TG6025.....	G26
TG6026.....	G26
TG6027.....	G26
TG9011.....	G25
TG9013.....	G25

Lavorazioni - panoramica

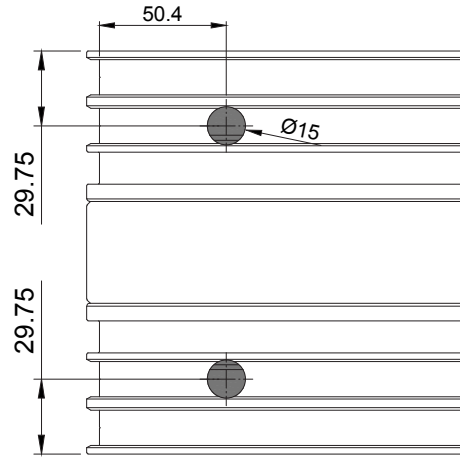
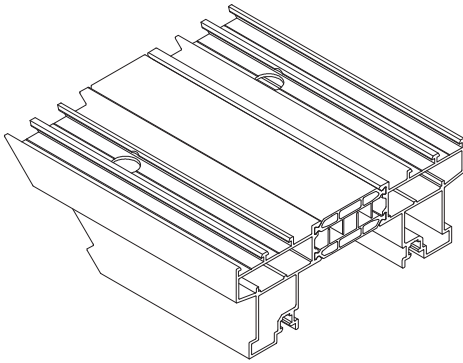
<p>1</p> <p>FORO Ø 8 mm SU TELAI.</p>		<p>PUNZONE Ø 8 mm DX COD. 241.93.32 PUNZONE Ø 8 mm SX COD. 241.93.31 MATRICI DX E SX RIPORTATE COD. 241.92.98 MATRICE COD. 241.92.95</p>	<p>B B B B</p>
<p>2</p> <p>FORO Ø 15 mm SU TELAI.</p>		<p>PUNZONE Ø 15 mm DX COD. 241.93.30 PUNZONE Ø 15 mm SX COD. 241.93.29 MATRICI DX E SX RIPORTATE COD. 241.92.98 MATRICE COD. 241.92.95</p>	<p>B B B B</p>
<p>3</p> <p>FORATURA Ø 7 mm SU C9K121</p>		<p>PUNZONI Ø 7 mm COD. 24.05.75 MATRICE DX COD. 241.93.06 MATRICE SX COD. 241.93.05 MATRICE INFERIORE COD. 241.92.94</p>	<p>B B B C</p>
<p>4</p> <p>FORO Ø 8 mm SU CAMERA ESTERNA.</p>		<p>PUNZONE Ø 8 mm COD. 241.93.31 MATRICE COD. 241.93.17</p>	<p>B B</p>
<p>5</p> <p>FORO Ø 15 mm SU CAMERA ESTERNA.</p>		<p>PUNZONE Ø 15 mm COD. 241.93.29 MATRICE COD. 241.93.17</p>	<p>B B</p>
<p>6</p> <p>SCARICO ACQUA.</p>		<p>PUNZONE DX COD. 241.93.04 PUNZONE SX COD. 241.93.02 MATRICE DX COD. 241.93.01 MATRICE SX COD. 241.93.00</p>	<p>B B B B</p>

Lavorazioni - panoramica

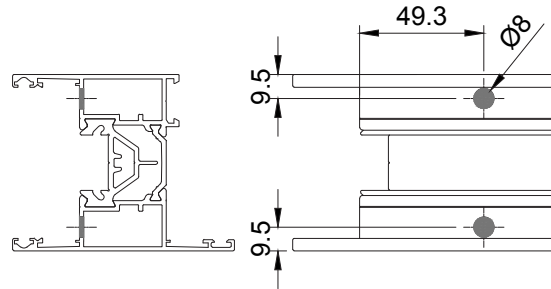
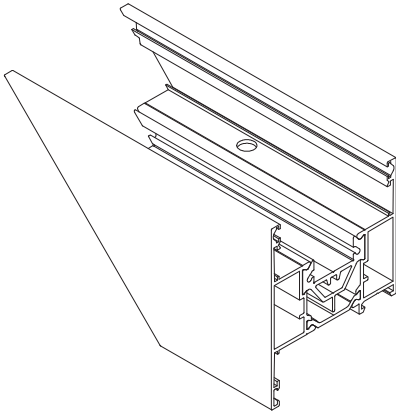
<p>7</p> <p>FORO Ø 8 mm SU ANTE PER AGGANCIO ESTERNO.</p>		<p>PUNZONE Ø 8 mm DX COD. 241.93.11 PUNZONE Ø 8 mm SX COD. 241.93.12 MATRICE DX COD. 241.93.16 MATRICE SX COD. 241.93.15</p>	<p>B B B B</p>
<p>8</p> <p>FORO Ø 4 mm SU ANTE PER AGGANCIO ESTERNO.</p>		<p>PUNZONE Ø 4 mm DX COD. 241.93.13 PUNZONE Ø 4 mm SX COD. 241.93.14 MATRICE DX COD. 241.93.16 MATRICE SX COD. 241.93.15</p>	<p>B B B B</p>
<p>9</p> <p>FORO Ø 8 mm SU ANTE PER AGGANCIO INTERNO.</p>		<p>PUNZONE Ø 8 mm DX COD. 241.93.11 PUNZONE Ø 8 mm SX COD. 241.93.12 MATRICE DX COD. 241.93.16 MATRICE SX COD. 241.93.15</p>	<p>B B B B</p>
<p>10</p> <p>FORO Ø 15 mm SU ANTE PER AGGANCIO INTERNO.</p>		<p>PUNZONE Ø 15 mm DX COD. 241.93.23 PUNZONE Ø 15 mm SX COD. 241.93.22 MATRICE DX COD. 241.93.24 MATRICE SX COD. 241.93.25</p>	<p>B B B B</p>

Lavorazioni - D5110000

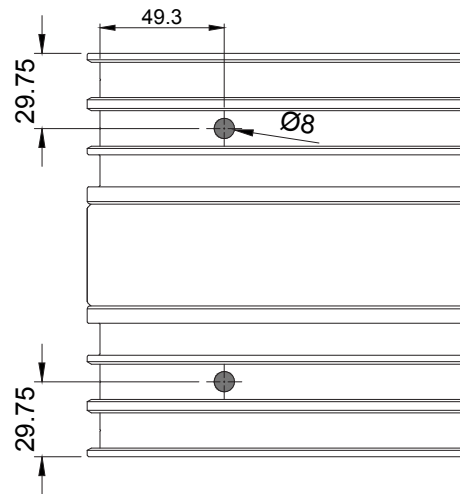
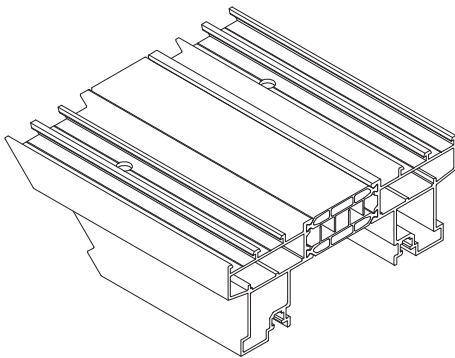
A



A

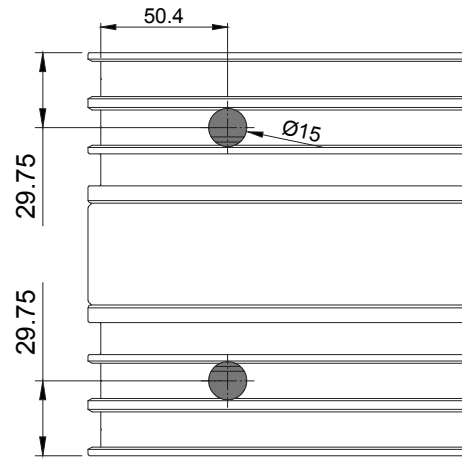
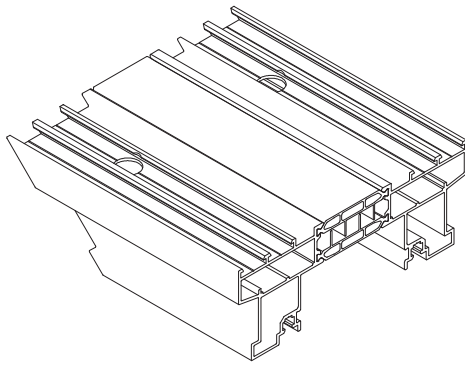


A

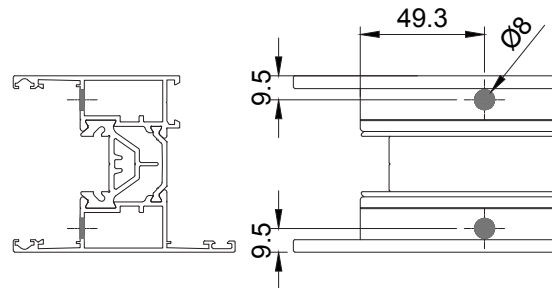
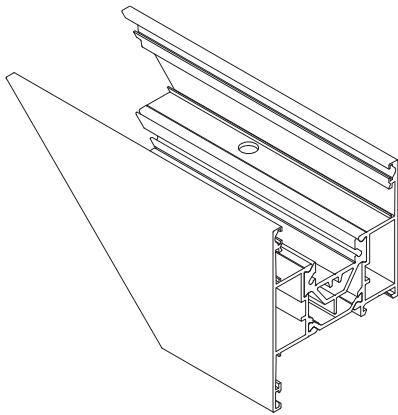


Lavorazioni - D5110000


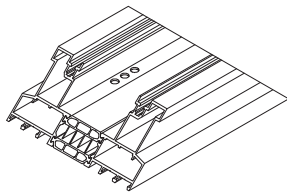
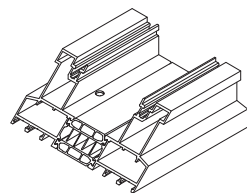
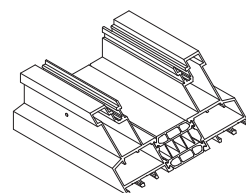
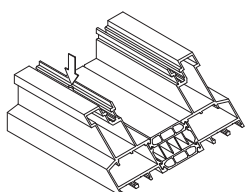
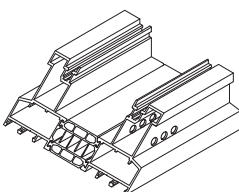
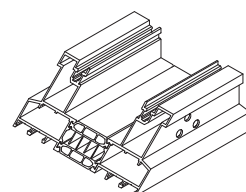
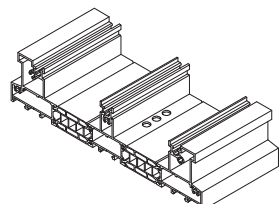
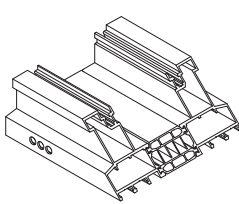
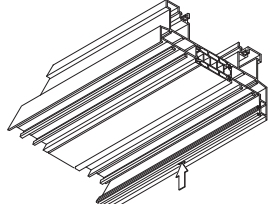
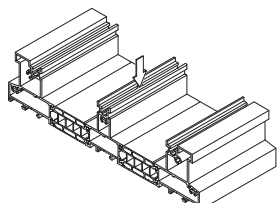
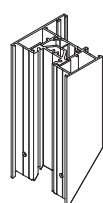
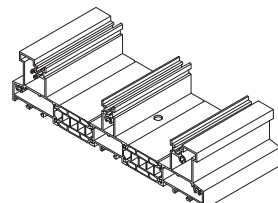
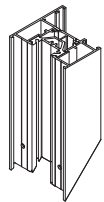
A




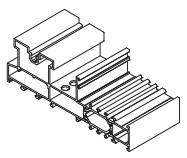
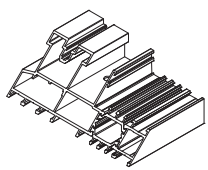
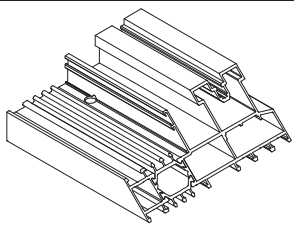
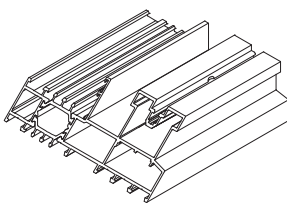
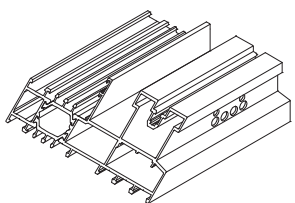
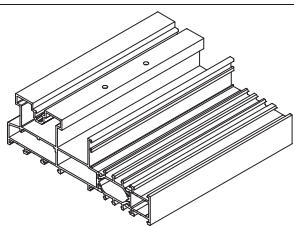
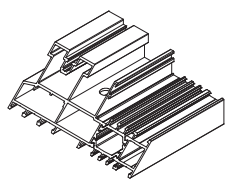
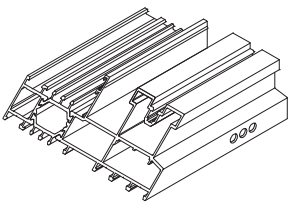


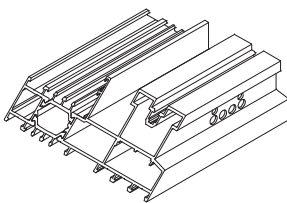
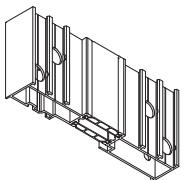
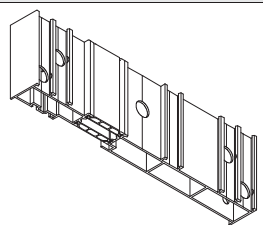


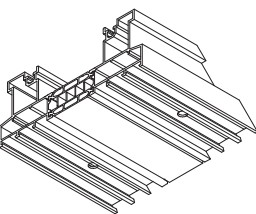
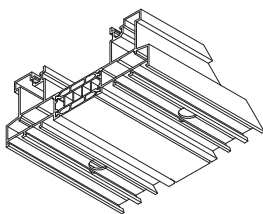
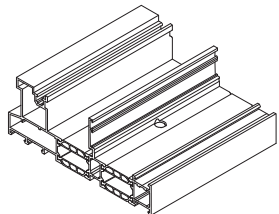
A



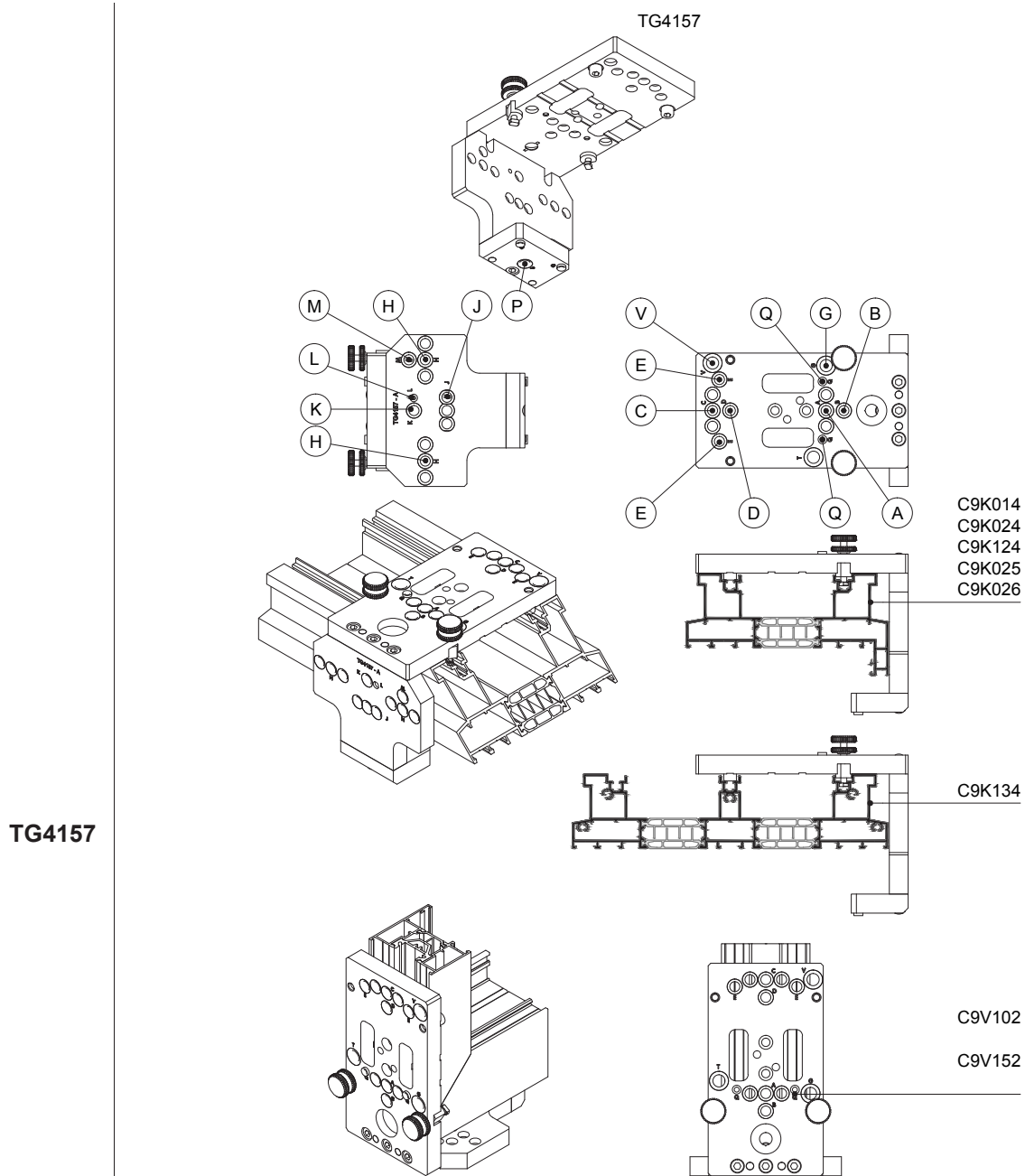
Dime lavorazioni - panoramica

TG4157  G9					
	G10		G12		G12
	G10		G11		G13
	G10		G12		G13
	G11		G14		G13
	G11				

Dime lavorazioni - panoramica

TG4118  G15					
	G16		G17		G18
	G16		G17		G18
	G16		G17		
TG4118 + OG0557  G18		TG4119  G19			
	G18		G20		G20
TG4122  G21			TG4156  G23		
	G22		G22		G23

Dime lavorazioni - TG4157

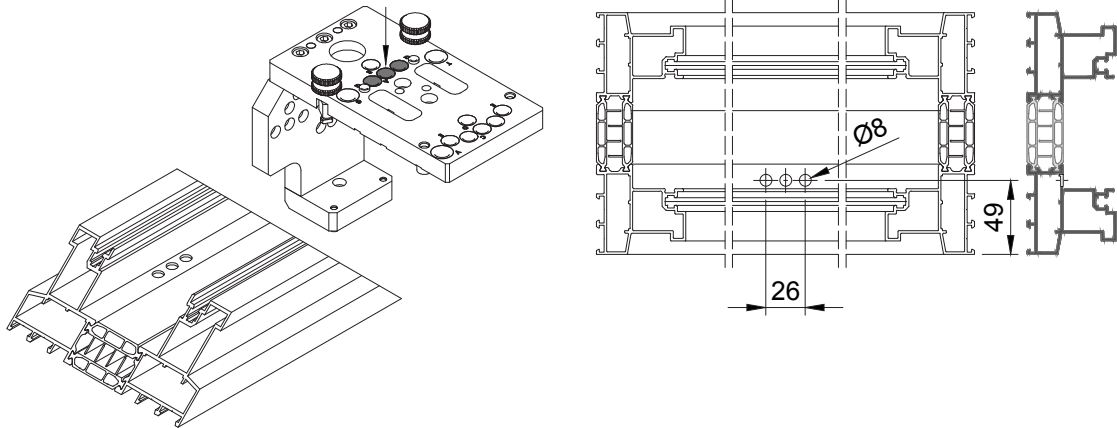


 C160S-TLS-200

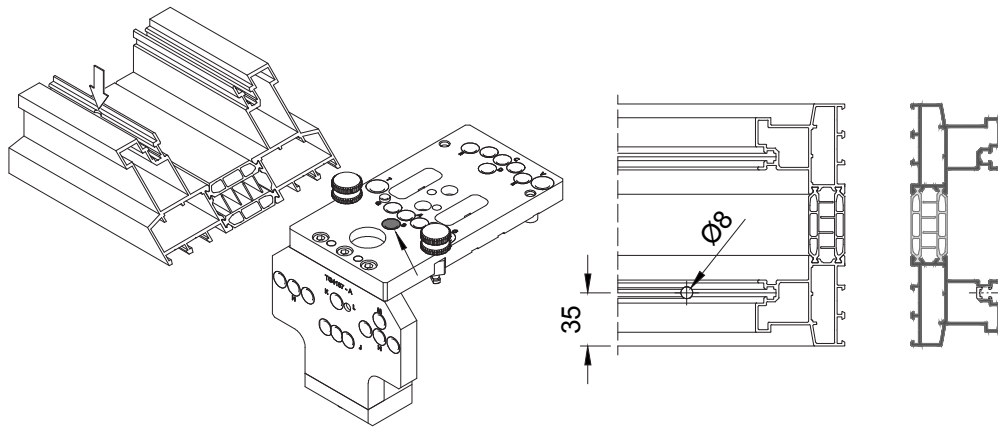
- A drenaggio scarico acqua centrale
- B drenaggio binario
- C drenaggio 3-binari tappo di tenuta centrale
- D drenaggio binario 2 o 3 binari
- E drenaggio anta
- G drenaggio valvola 9 mm
- H drenaggio binario - Ø8 mm
- J drenaggio binario camera interna
- L clip-vite C9A003
- M drenaggio C9A004
- P camera interna drenante nascosta
- Q perforazione viti per VS9225 Ø4 mm
- V Valvola di drenaggio 9 mm, 3 binari

Dime lavorazioni - TG4157

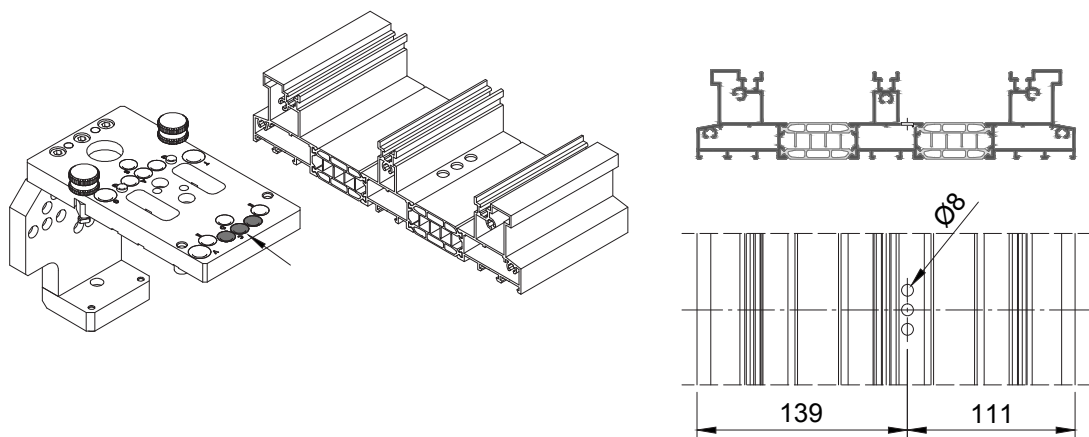
C9K024
A



C9K024
B

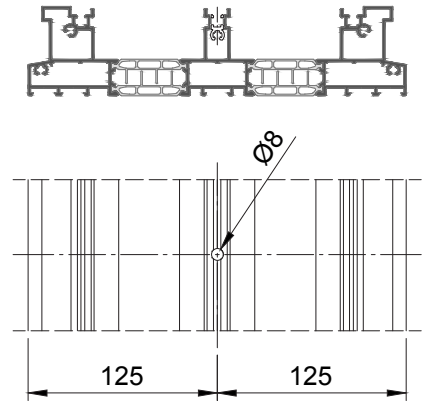
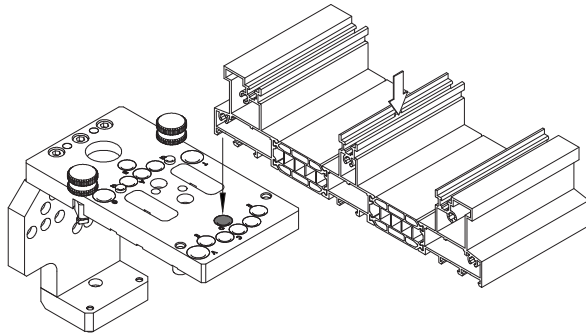


C9K134
C

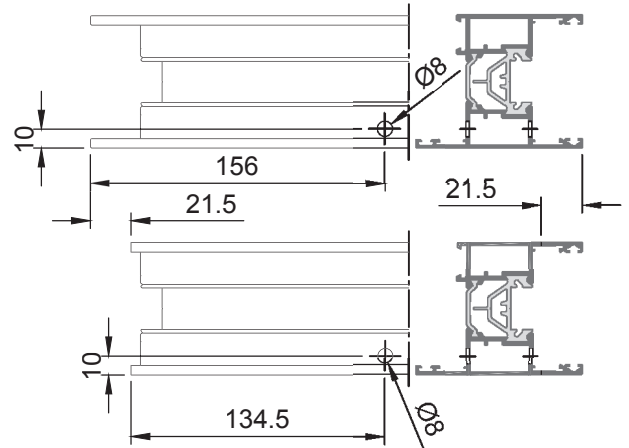
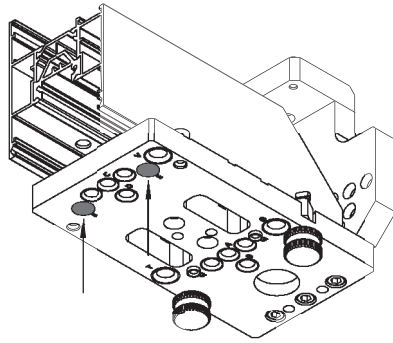


Dime lavorazioni - TG4157

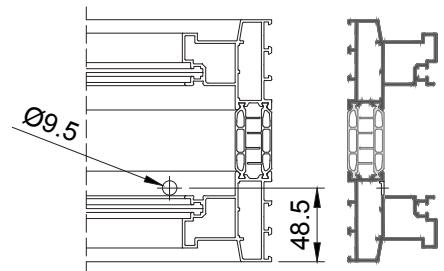
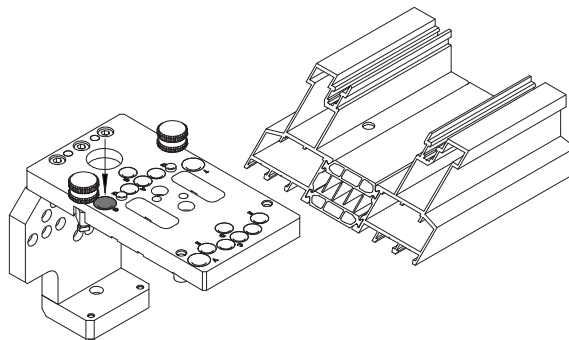
**C9K134
D**



**C9V1xx
E**



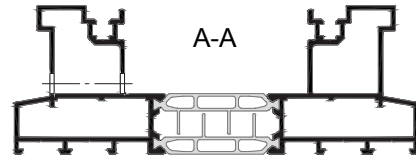
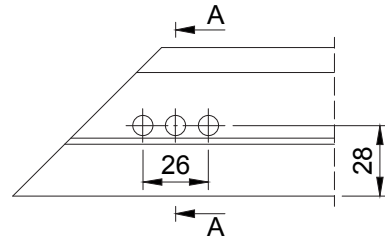
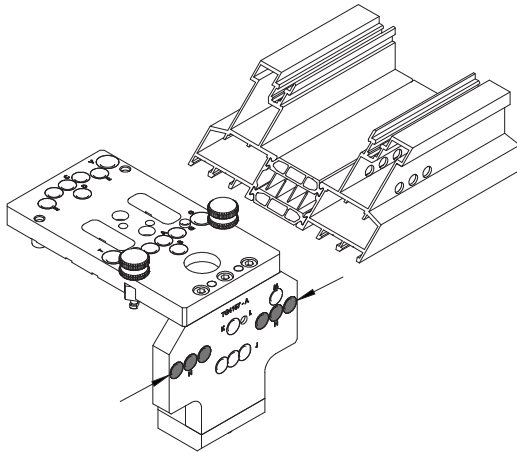
**C9K024
G**



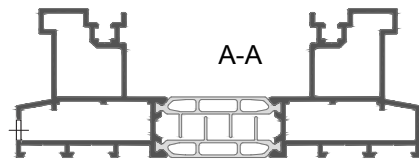
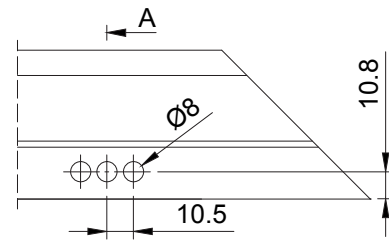
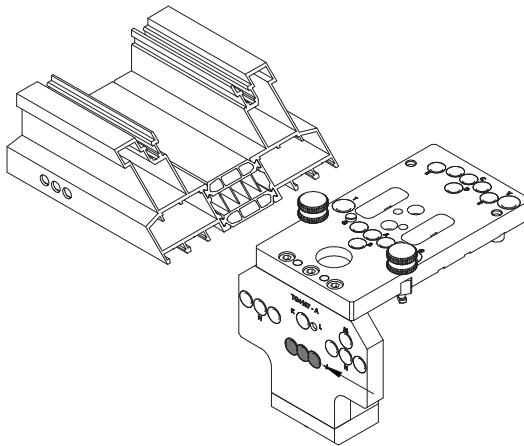
In combinazione con VS0107

Dime lavorazioni - TG4157

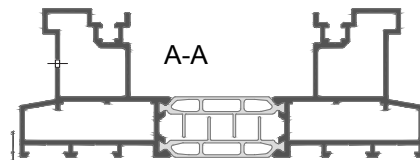
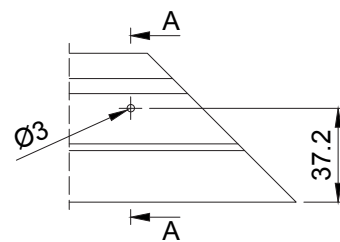
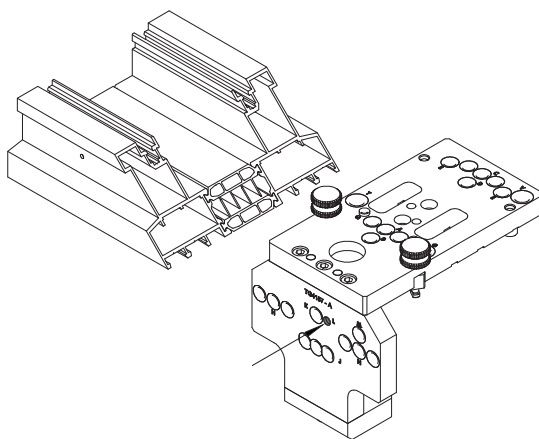
C9K024
H



C9K024
J

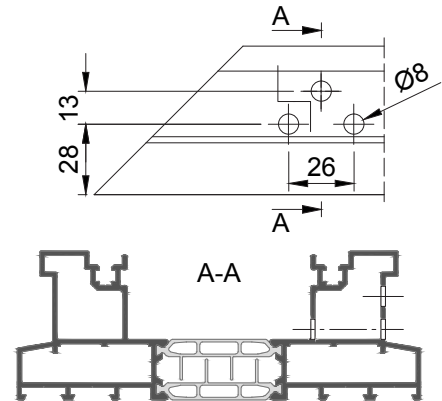
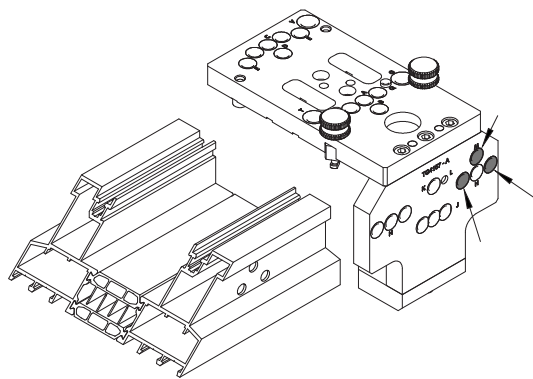


C9K024
L

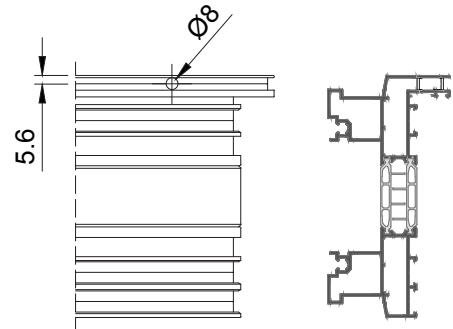
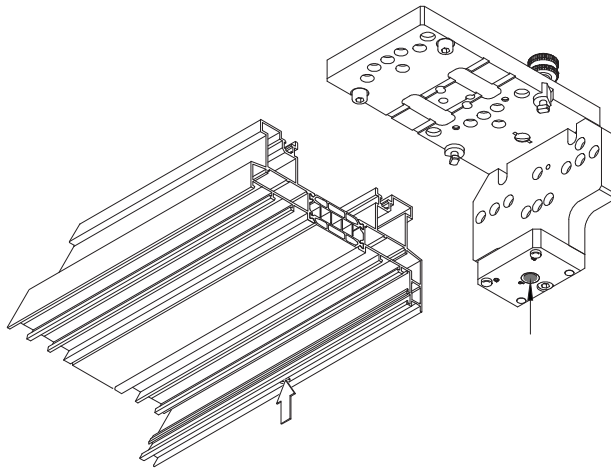


Dime lavorazioni - TG4157

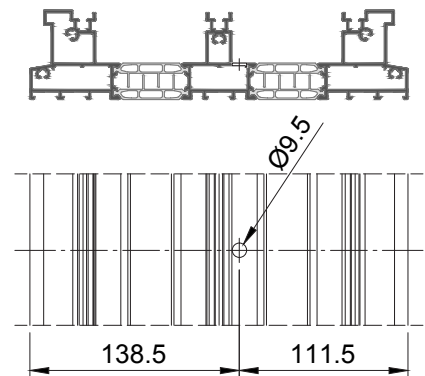
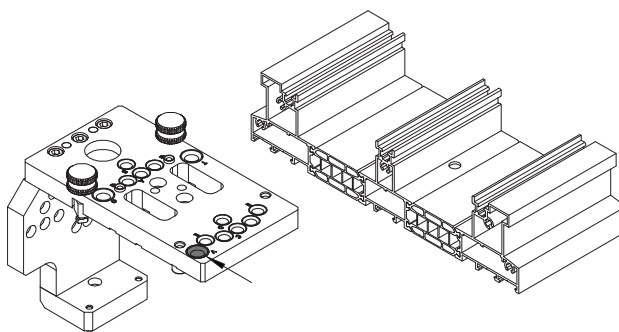
C9K024
M



C9K025
P

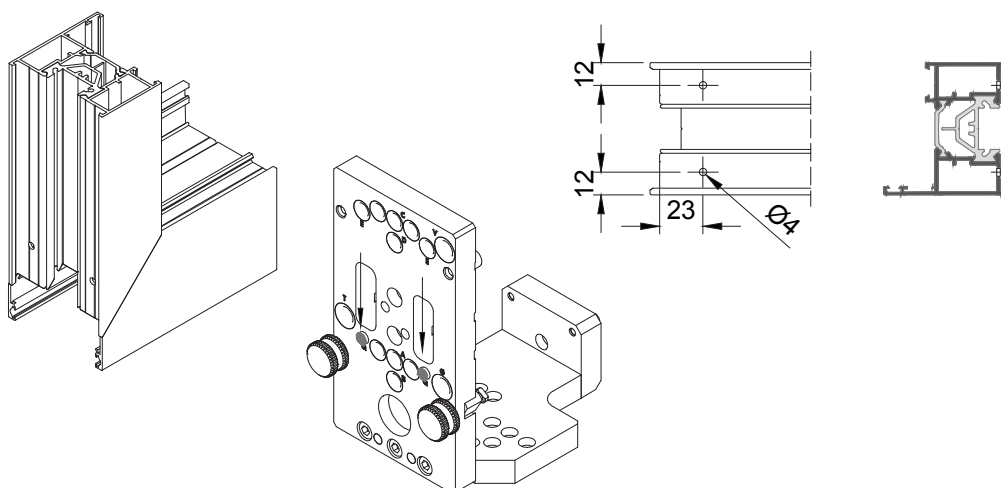


C9K134
V



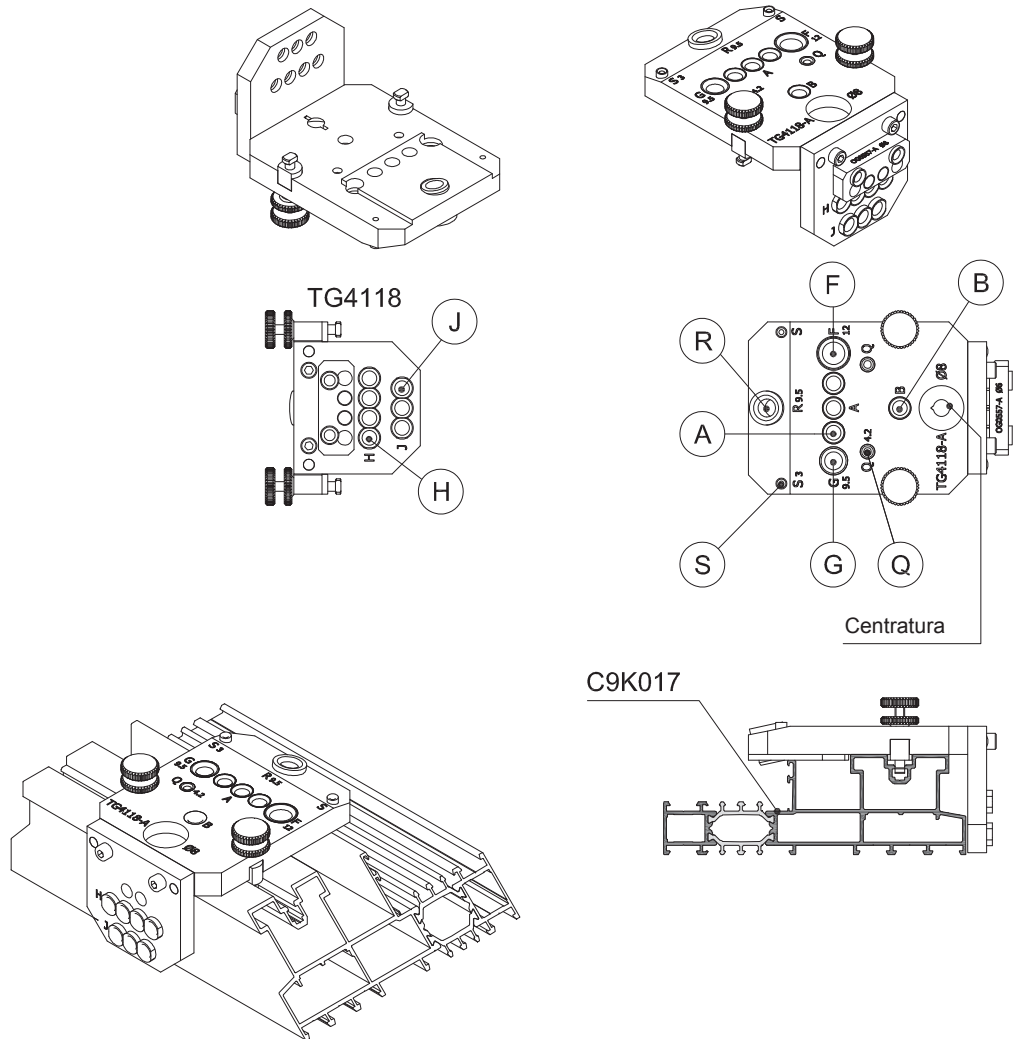
Dime lavorazioni - TG4157

C9Vxxx
Q



Dime lavorazioni - TG4118

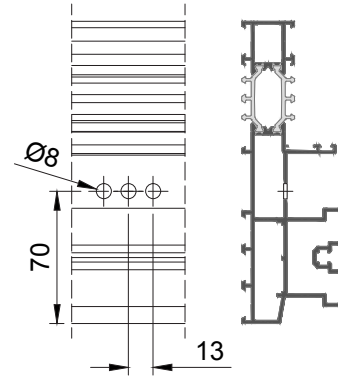
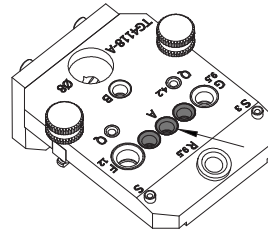
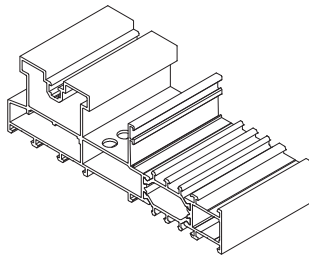
TG4118



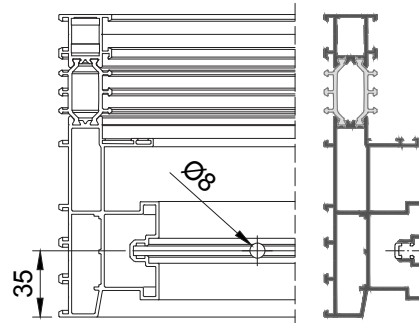
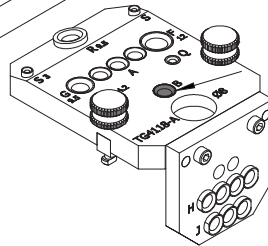
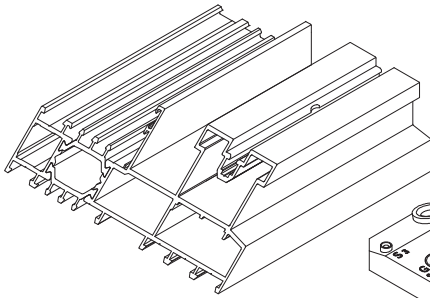
- A drenaggio scarico acqua centrale
- B drenaggio binario
- F drenaggio valvola 12 mm
- G drenaggio valvola 9 mm
- H 1/2 drenaggio lato bagnato VS0104
- H 2/2 drenaggio lato bagnato 703575
- J drenaggio della porta fissa (anteriore)
- Q perforazione viti per VS9149 / VS9163 / VS9211 Ø4.2 mm (su anta montata)

Dime lavorazioni - TG4118

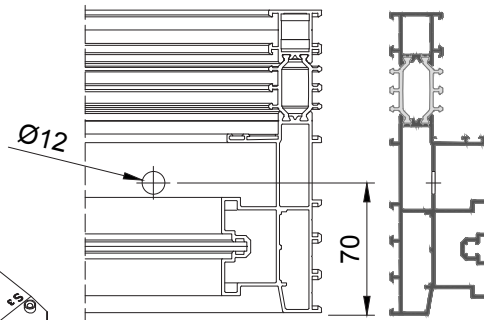
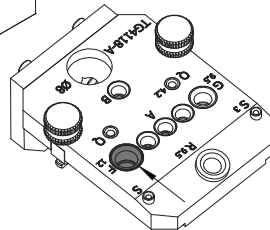
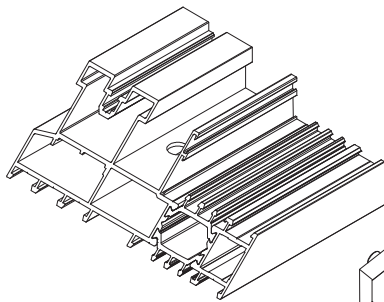
C9K017
A



C9K017
B

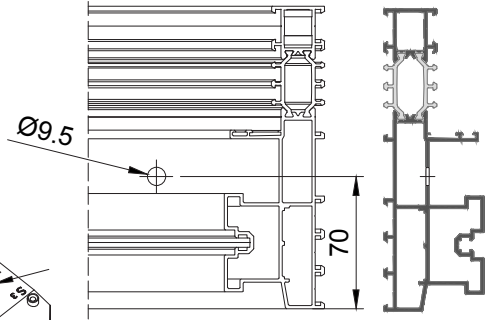
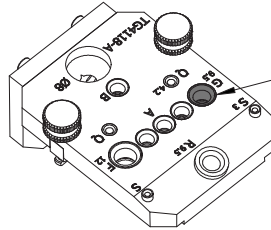
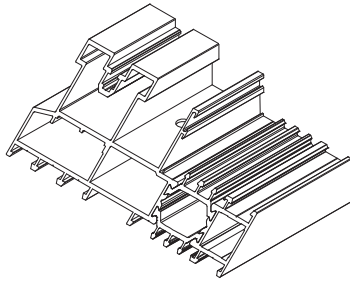


C9K017
F

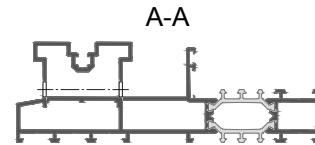
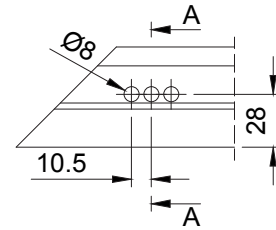
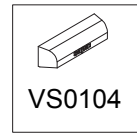
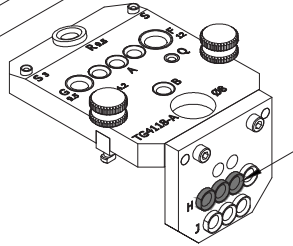
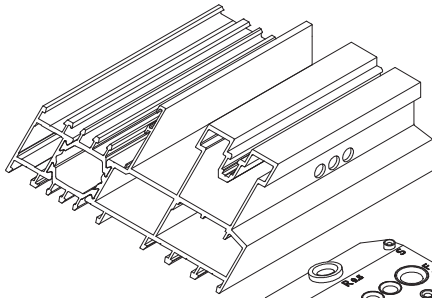


Dime lavorazioni - TG4118

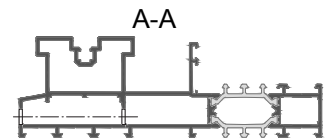
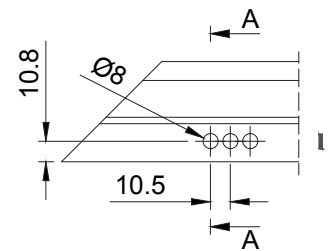
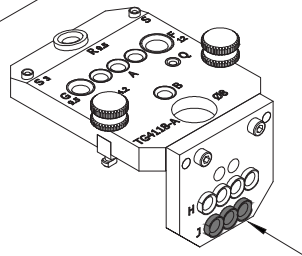
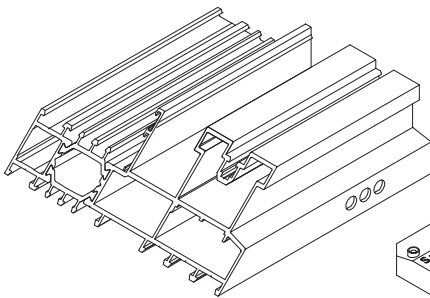
C9K017
G



C9K017
H
VS0104

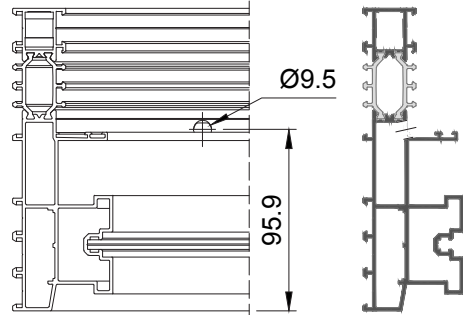
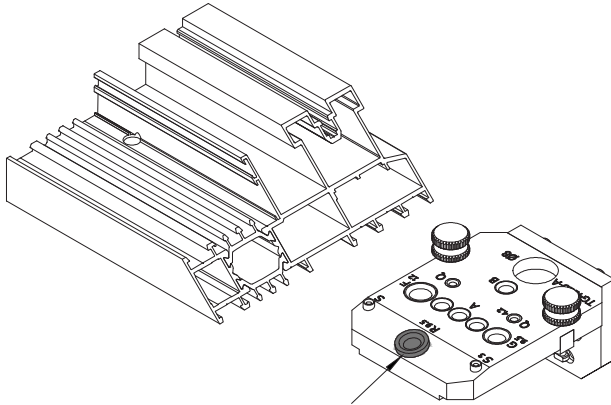


C9K017
J

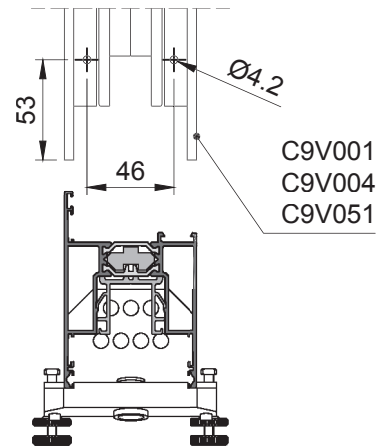
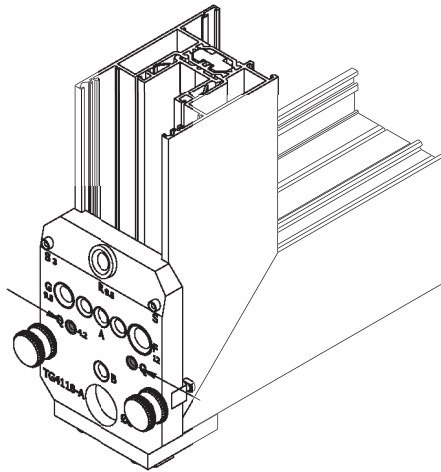


Dime lavorazioni - TG4118

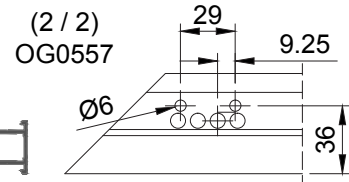
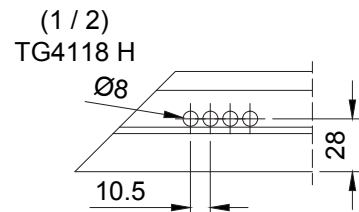
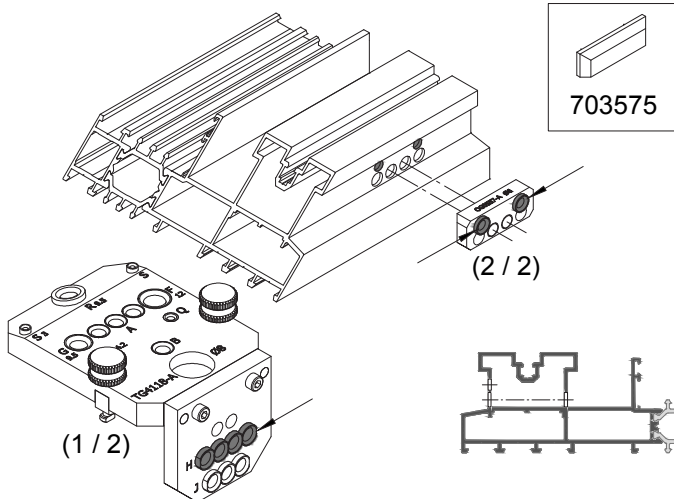
C9K017
R



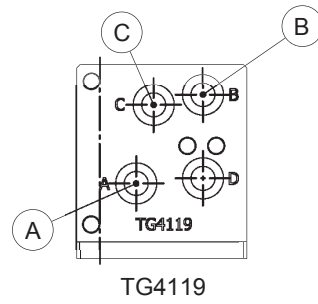
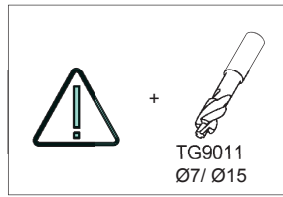
C9K017
Q



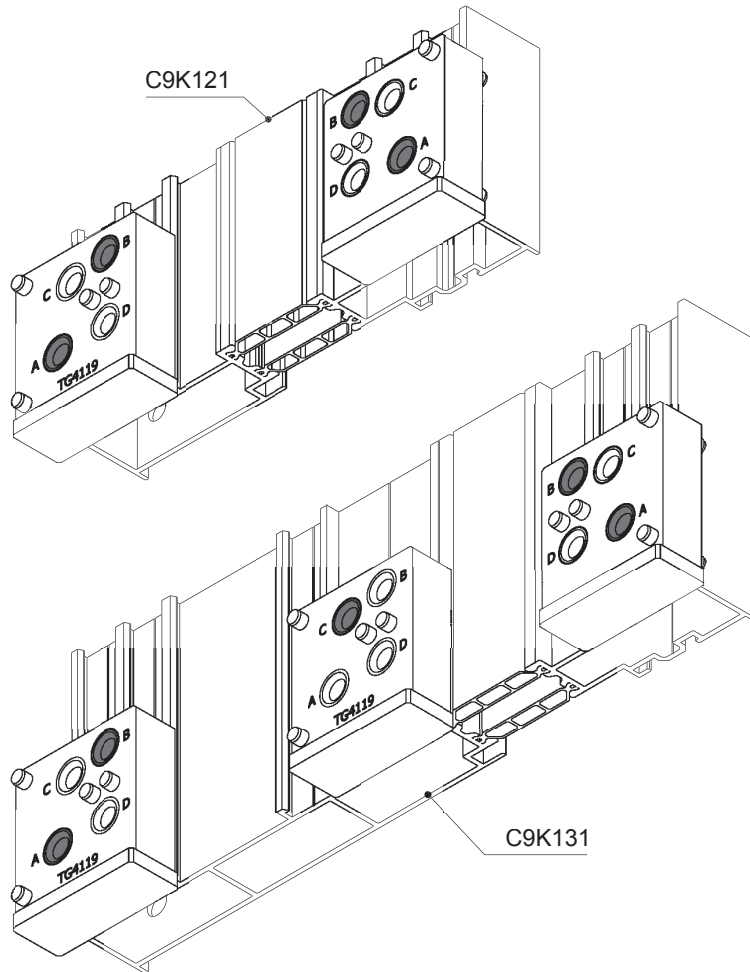
C9K017
H
TG4118 +
OG0557



Dime lavorazioni - TG4119



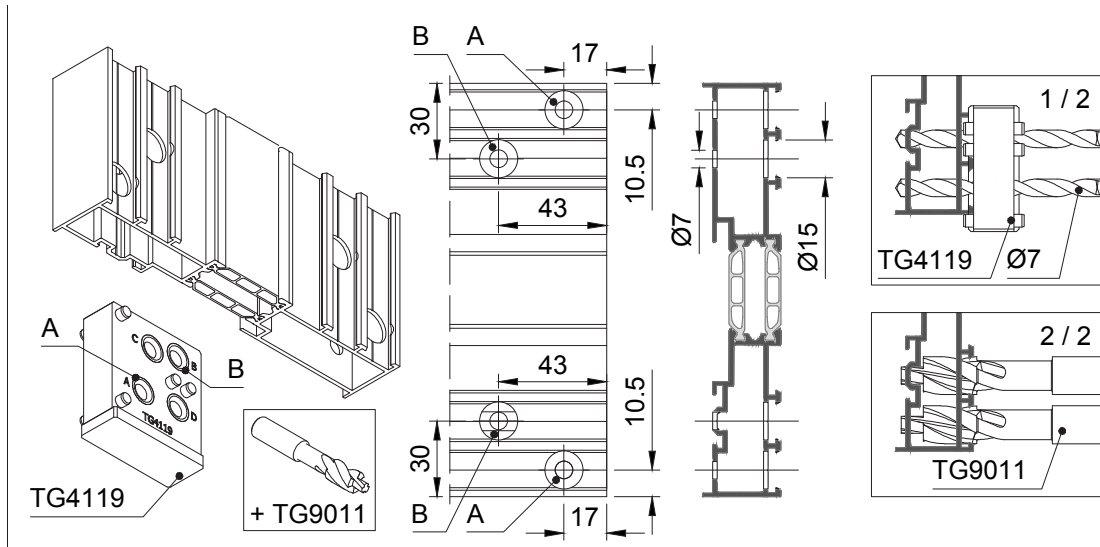
TG4119



A collegamento a vite del C9K121 - C9K120/C9K100
B collegamento a vite del C9K121 - C9K120

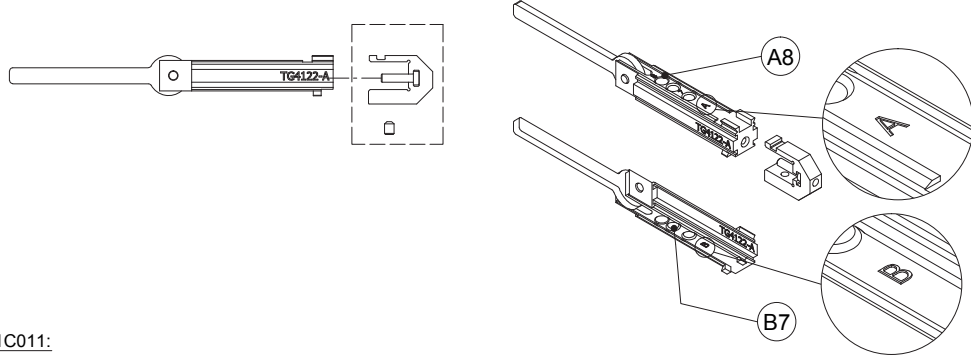
Dime lavorazioni - TG4119

C9K121
A/B

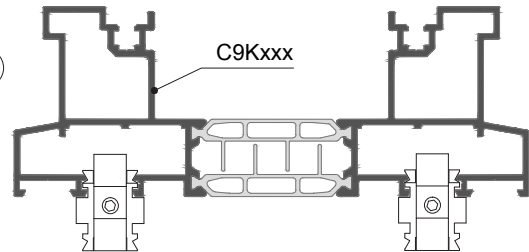
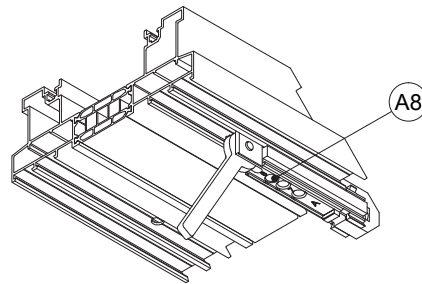


Dime lavorazioni - TG4122

TG4122:

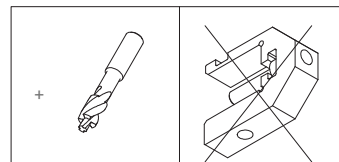
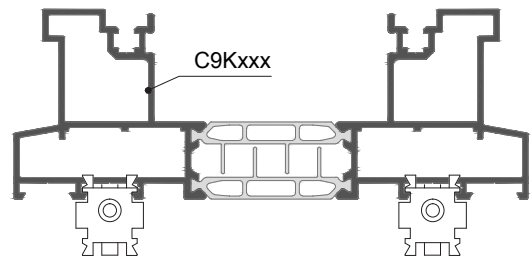
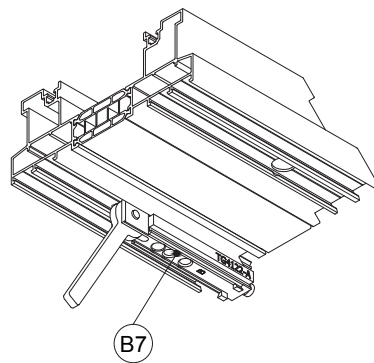


71C011:



TG4122

778500:



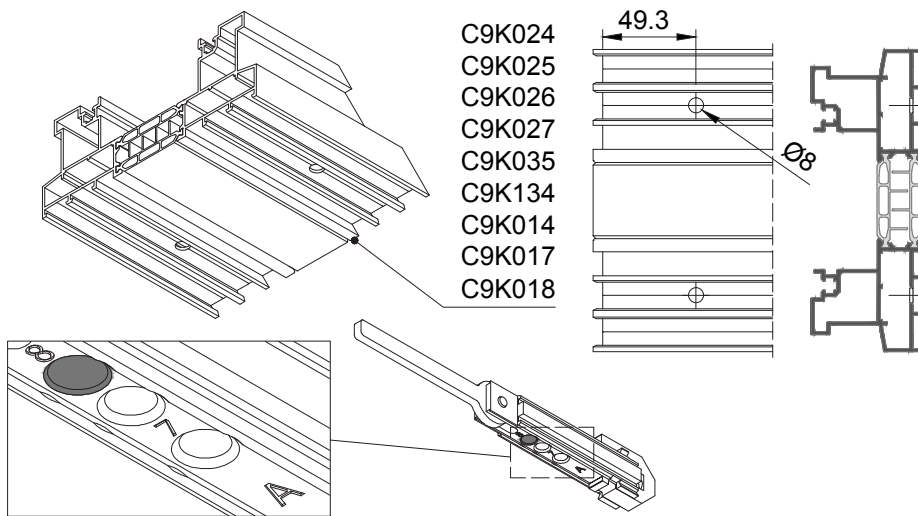
TG9011 Ø7/Ø15

B7 - eccentrici di collegamento angolare 778500 Ø7 → Ø15

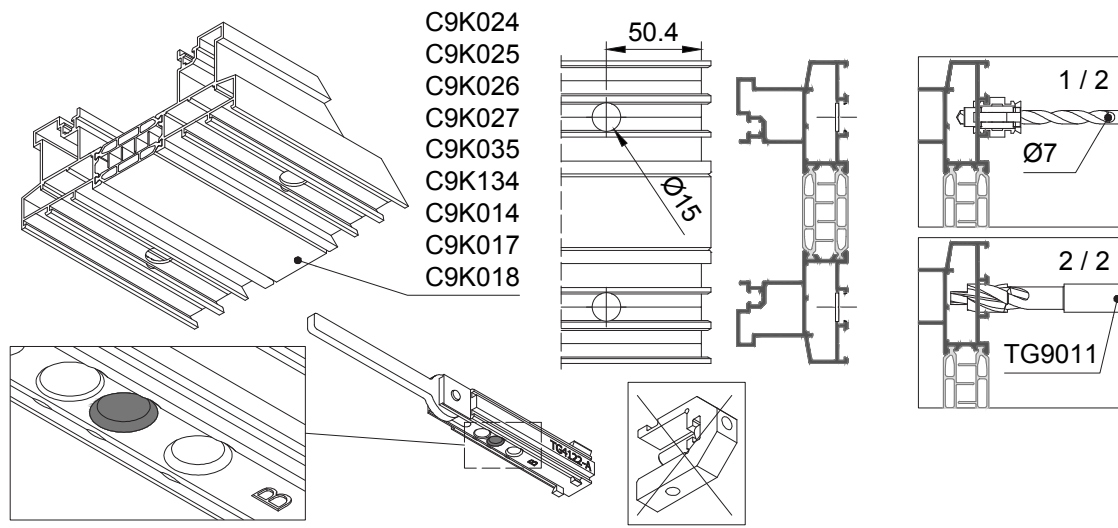
A8 - spine coniche di collegamento ad angolo 71C011 Ø8

Dime lavorazioni - TG4122

C9Kxxx
A

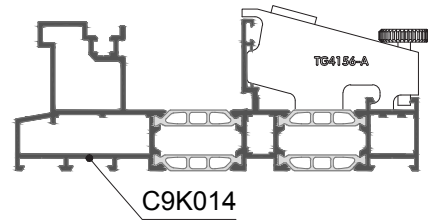
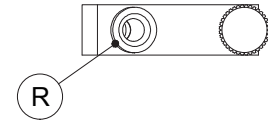
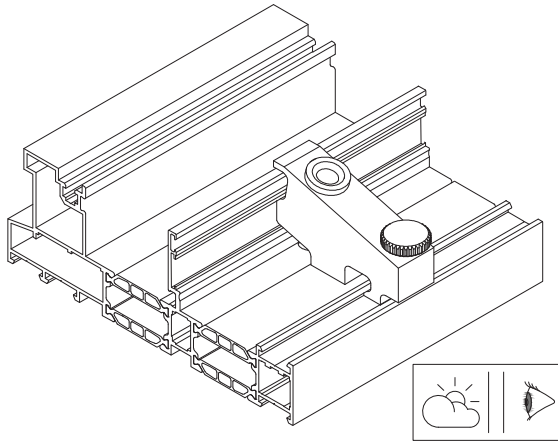
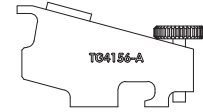
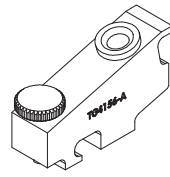


C9Kxxx
B

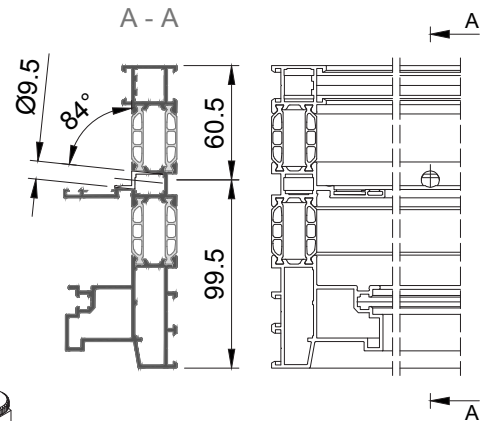
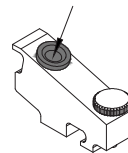
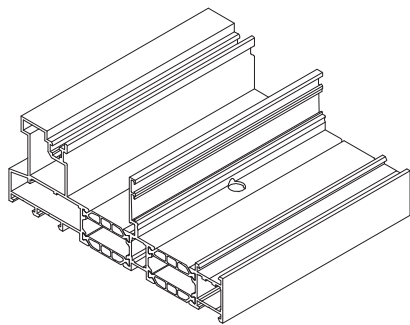


Dime lavorazioni - TG4156

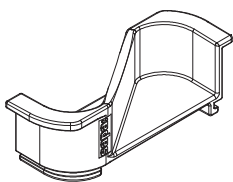
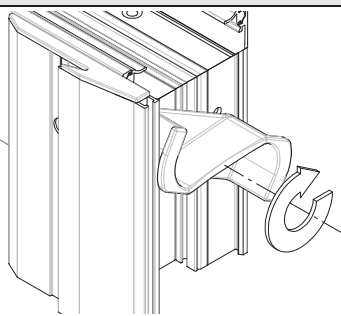
TG4156

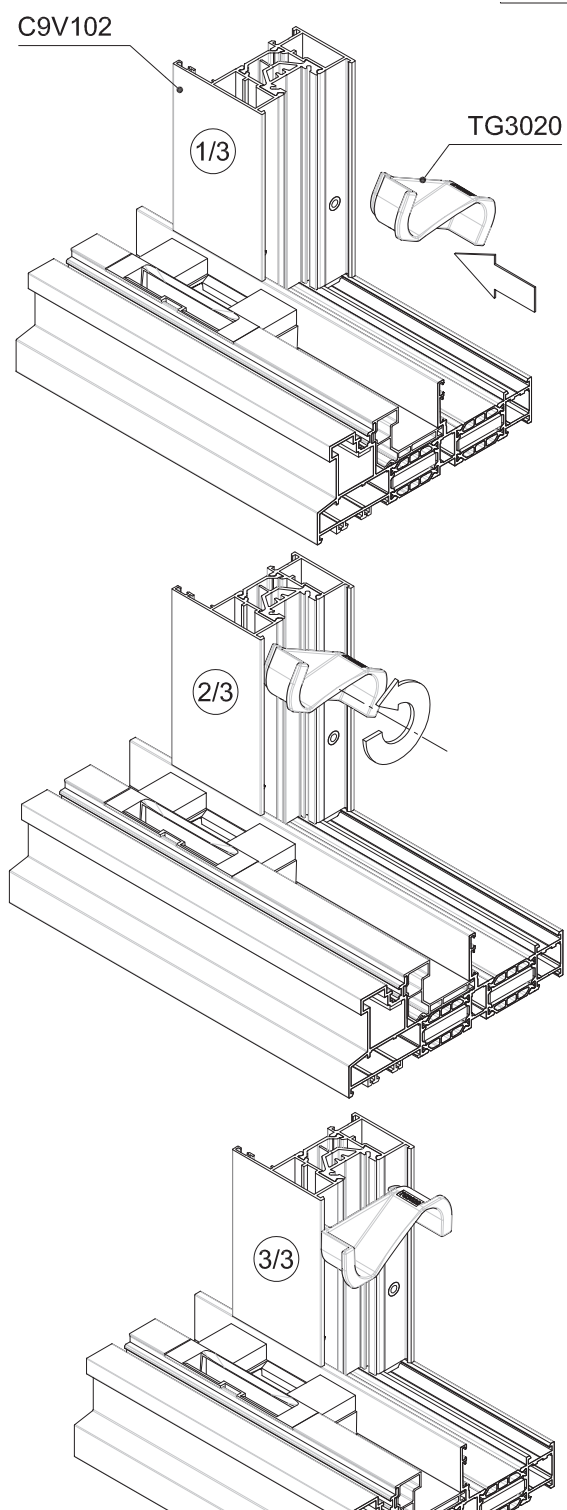


TG4156

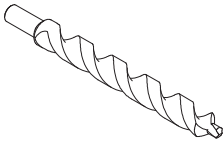

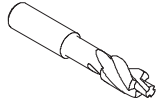
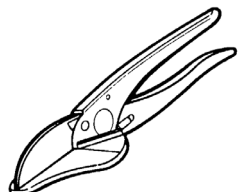
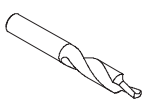
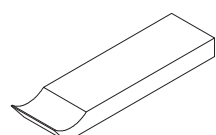


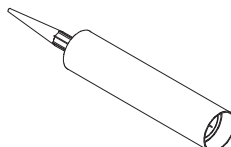
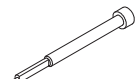
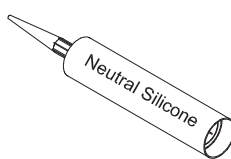
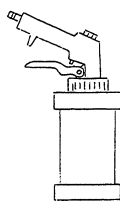

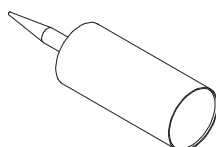
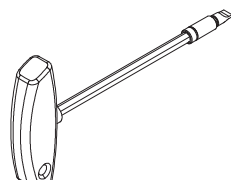



Articoli di supporto

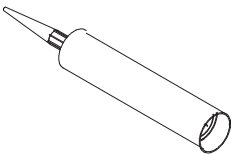

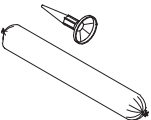











DISEGNO	N°	(mm)	DESCRIZIONE	APPLICAZIONE
	TG3020		Articolo di supporto KU2054	



Materiali di consumo

N°	(mm)	DESCRIZIONE	DISEGNO	N°	(mm)	DESCRIZIONE	DISEGNO
541000		Punta trapano Ø6 → Ø15 mm		400024		Inserto cacciavite per 97274	
TG9011		Punta trapano Ø6.8 → Ø15 mm		79G501		Forbice per guarnizione	
TG9013		Punta trapano Ø5.5 → Ø11 mm		79G503		Spatola per spingere le guarnizioni dei vetri	
559017		Forbice per guarnizione (tagliare a 90° nell'angolo)		79G504		Forbice per guarnizione RU9165 - RU107	
590002		Mastice per profilo 559000		79G509		Cacciaspina	
9146		Silicone neutro per applicazione manuale		79G605		Pistola pneumatica per colla	
778951		Guida a rulli per guarnizioni per vetri		79G606		Colla monocomponente PUR (1000 ml)	
97274		Cacciavite per HV4K01		79G607		Detergente per colla PUR	

Materiali di consumo

N°	(mm)	DESCRIZIONE	DISEGNO	N°	(mm)	DESCRIZIONE	DISEGNO
79G611		Colla PUR monocomponente per squadrette (310 ml)		TG6025		Clear Varnish Spray 400 ml, protegge il metallo dalla corrosione	
79G612		Colla PUR monocomponente per squadrette (580 ml)		TG6026		RevitAlu detergente per superfici rivestite (500 ml)	
79G622		Adesivo nero a base di gomma		TG6027		Conservatore e detergente per superfici rivestite	
TA9146		Vernice di ritocco con pennello		KM0001		Adesivo di alta qualità basato su polimeri MS	
TG6020		Prodotto detergente per rivestimento strutturato (300 ml)		KM0002		Sigillante per vetrate strutturali	
TG6021		Gel detergente per rivestimento strutturale (500 ml)		KM0003		Primer	
TG6022		Set di 50 salviette usa e getta					
TG6023		Detergente per superfici anodizzate					

Nodi

Contenuto

Nodi

2 binari / 3 binari - Alzante scorrevole

1 binario - Alzante scorrevole

Incontro ridotto

1 binario - Fisso-apribile-fisso invertito

2 binari - Alzante scorrevole - Taglio a 45°

C9V101/C9V102-C9K024 - Superiore destro

C9V101/C9V102-C9K024 - Inferiore destro

C9V101/C9V102-C9K024 - Sinistro

C9V101/C9V102-C9K024 - Centrale

C9V101/C9V102-C9K024 - Destro

C9V101/C9V102-C9K024 - 4 Ante

2 binari - Alzante scorrevole - Taglio a 90°

C9V101/C9V102-C9K124/C9K121 - Superiore destro

C9V101/C9V102-C9K124/C9K121 - Inferiore destro

C9V101/C9V102-C9K124/C9K121 - Sinistro

C9V101/C9V102-C9K124/C9K121 - Destro

3 binari - Alzante scorrevole - Taglio a 90°

C9V101/C9V102-C9K134/C9K131 - Superiore destro

C9V101/C9V102-C9K134/C9K131 - Inferiore destro

C9V101/C9V102-C9K134/C9K131 - Sinistro

C9V101/C9V102-C9K134/C9K131 - Centrale

C9V101/C9V102-C9K134/C9K131 - Centrale

C9V101/C9V102-C9K134/C9K131 - Destro

C9V101/C9V102-C9K134/C9K131 - 4 ante

2 binari - Alzante scorrevole-fisso - Taglio a

45°

C9V101/C9V102-C9K024 - Superiore destro

C9V101/C9V102-C9K024 - Inferiore destro

C9V101/C9V102-C9K024 - Superiore sinistro

C9V101/C9V102-C9K024 - Inferiore sinistro

C9V101/C9V102-C9K024 - Superiore

C9V101/C9V102-C9K024 - Centrale

C9V101/C9V102-C9K024 - Destro

2 binari - Fisso-alzante scorrevole-fisso - Taglio a 45°

C9V101/C9V102-C9K024 - Superiore

C9V101/C9V102-C9K024 - Inferiore

C9V101/C9V102-C9K024 - Centrale

1 binario - Alzante scorrevole - Taglio a 45°

C9V101/C9V102-C9K017 - Superiore destro

C9V101/C9V102-C9K017 - Inferiore destro

C9V101/C9V102-C9K017 - Superiore sinistro

C9V101/C9V102-C9K017 - Inferiore sinistro

C9V101/C9V102-C9K017 - Sinistro

C9V101/C9V102-C9K017 - Destro

C9V101/C9V102-C9K014 - Superiore destro

C9V101/C9V102-C9K014 - Inferiore destro

C9V101/C9V102-C9K014 - Superiore sinistro

C9V101/C9V102-C9K014 - Inferiore sinistro

C9V101/C9V102-C9K014 - Sinistro

C9V101/C9V102-C9K014 - Centrale

C9V101/C9V102-C9K014 - Destro

C9V101/C9V102-C9K014 - 4 Ante

Rinforzo interno incontro

C9V102-C9C004

C9V102-C9C004

C9V152-C9C004

Accoppiamento con profili A70

C9K024-Z9C048-A7K002

C9K026-Z9C050-A7K002

C9K121-Z9C049-A7K002

1 binario - Alzante scorrevole - C9K028

C9V101-C9K028 - Superiore sinistro

C9V101-C9K028 - Inferiore sinistro

C9V101-C9K028 - Superiore destro

C9V101-C9K028 - Inferiore destro

C9V101-C9K028 - Sinistro

C9V101-C9K028 - Centrale

C9V101-C9K028 - Destro

C9V101-C9K028 - 4 Ante

1 binario - Alzante scorrevole - C9K200

C9V101-C9K200 - Superiore sinistro

C9V101-C9K200 - Inferiore sinistro	H51
C9V101-C9K200 - Superiore destro	H52
C9V101-C9K200 - Inferiore destro	H52
C9V101-C9K200 - Centrale	H54
C9V101-C9K200 - Destro	H55
C9V101-C9K200 - 4 Ante	H56
2 binari (C9K024) - Incontro ridotto	H57
Centrale	H57
Centrale - Rinforzo interno	H58
Centrale - Rinforzo esterno	H59
Centrale - Rinforzo interno ed esterno	H60
1 binario (C9K014) - Incontro ridotto	H61
Centrale	H61
Centrale - Rinforzo esterno	H62
Invertito - Alzante scorrevole (C9K028)	H63
C9V101-C9K028 - Superiore destro	H63
C9V101-C9K028 - Inferiore destro	H63
C9V101-C9K028 - Superiore sinistro	H64
C9V101-C9K028 - Inferiore sinistro	H64
C9V101-C9K028 - Sinistro	H65
C9V101-C9K028 - Centrale	H66
C9V101-C9K028 - Centrale	H67
C9V101-C9K028 - Destro	H68
C9V101-C9K028 - Superiore destro	H69
C9V101-C9K028 - Inferiore destro	H69
Invertito - Alzante scorrevole (C9K017)	H70
C9V101-C9K017 - Superiore destro	H70
C9V101-C9K017 - Inferiore destro	H70
C9V101-C9K017 - Superiore sinistro	H71
C9V101-C9K017 - Inferiore sinistro	H71
C9V101-C9K017 - Sinistro	H72
C9V101-C9K017 - Centrale	H73
C9V101-C9K017 - Centrale	H74
C9V101-C9K017 - Destro	H75
C9V101-C9K017 - Superiore destro	H76
C9V101-C9K017 - Inferiore destro	H76

2 binari / 3 binari - Alzante scorrevole

	C9K024		C9K124	
A	C160S-SEC-007	H7	C160S-SEC-083	H12
B	C160S-SEC-006	H7	C160S-SEC-082	H12
C	C160S-SEC-008	H8	C160S-SEC-084	H13
D	C160S-SEC-010	H9	C160S-SEC-010	H9
E	C160S-SEC-009	H10	C160S-SEC-085	H14
F	C160S-SEC-032	H11	C160S-SEC-032	H11

	C9K134		C9K134	
A			C160S-SEC-177	H15
B			C160S-SEC-176	H16
C			C160S-SEC-178	H17
D	C160S-SEC-104	H18	C160S-SEC-104	H18
E	C160S-SEC-253	H19	C160S-SEC-253	H19
F			C160S-SEC-179	H20
G	C160S-SEC-118	H21	C160S-SEC-118	H21

	C9K024		C9K024	
A	C160S-SEC-234	H22	C160S-SEC-234	H22
B	C160S-SEC-235	H22	C160S-SEC-235	H22
C	C160S-SEC-236	H23	C160S-SEC-245	H27
D	C160S-SEC-022	H23	C160S-SEC-258	H27
E	C160S-SEC-232	H24	C160S-SEC-148	H28
F	C160S-SEC-242	H25	C160S-SEC-010	H9
G	C160S-SEC-233	H26	C160S-SEC-233	H26

1 binario - Alzante scorrevole

	C9K014		C9K017	
A	C160S-SEC-156	H33	C160S-SEC-044	H29
B	C160S-SEC-155	H33	C160S-SEC-042	H29
C	C160S-SEC-157	H34	C160S-SEC-045	H30
D	C160S-SEC-218	H34	C160S-SEC-043	H30
E	C160S-SEC-158	H35	C160S-SEC-046	H31
F	C160S-SEC-215	H36		
G	C160S-SEC-217	H37	C160S-SEC-047	H32
H	C160S-SEC-064	H38	C160S-SEC-064	H38

RINFORZO	ALZANTE SCORREVOLE			
	C9V102		C9V152	
C9C004 x 2	C160S-SEC-023	H39	C160S-SEC-071	H41
	C160S-SEC-244	H40		

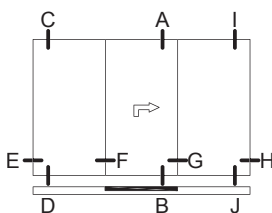
	C9K028		C9K200	
A	C160S-SEC-532	H46	C160S-SEC-512	H52
B	C160S-SEC-533	H46	C160S-SEC-513	H52
C	C160S-SEC-530	H45	C160S-SEC-510	H51
D	C160S-SEC-531	H45	C160S-SEC-511	H51
E	C160S-SEC-534	H47	C160S-SEC-514	H53
F	C160S-SEC-536	H48	C160S-SEC-516	H54
G	C160S-SEC-535	H49	C160S-SEC-515	H55
H	C160S-SEC-537	H50	C160S-SEC-517	H56



Incontro ridotto

C9K024		
D	C160S-SEC-800	H57
	C160S-SEC-801	H58
	C160S-SEC-802	H59
	C160S-SEC-803	H60

C9K014		
F	C160S-SEC-820	H61
	C160S-SEC-822	H62

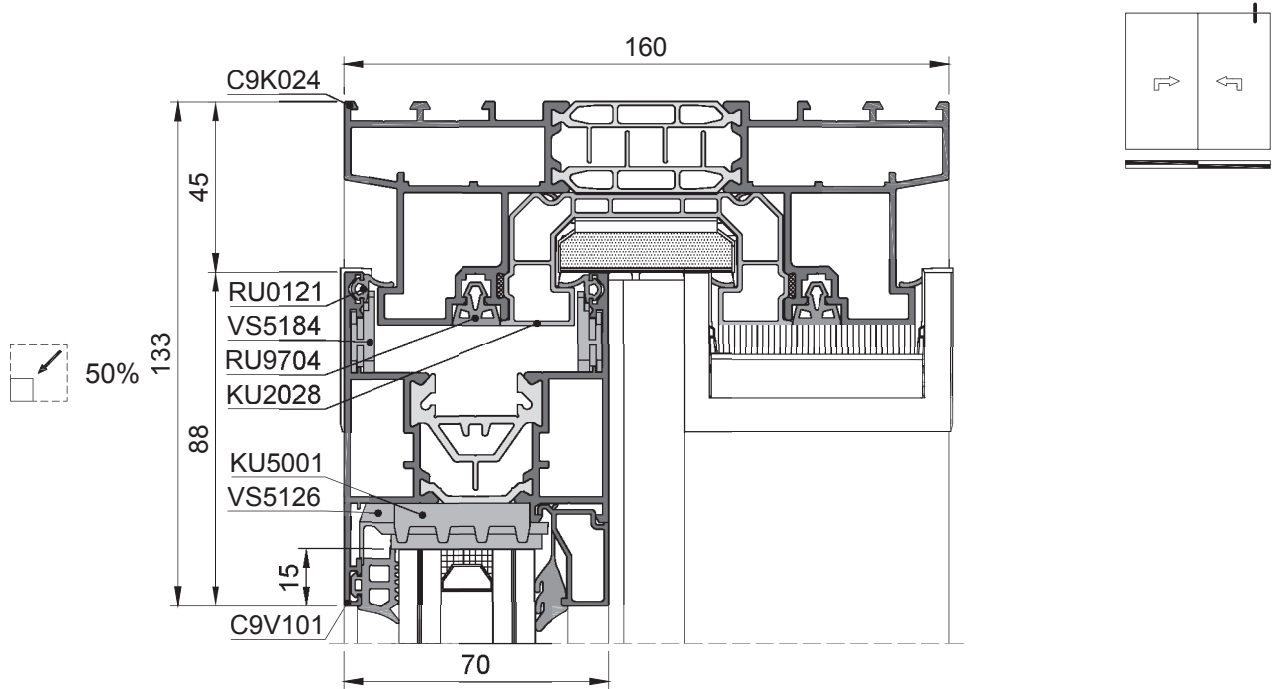
1 binario - Fisso-apribile-fisso invertito



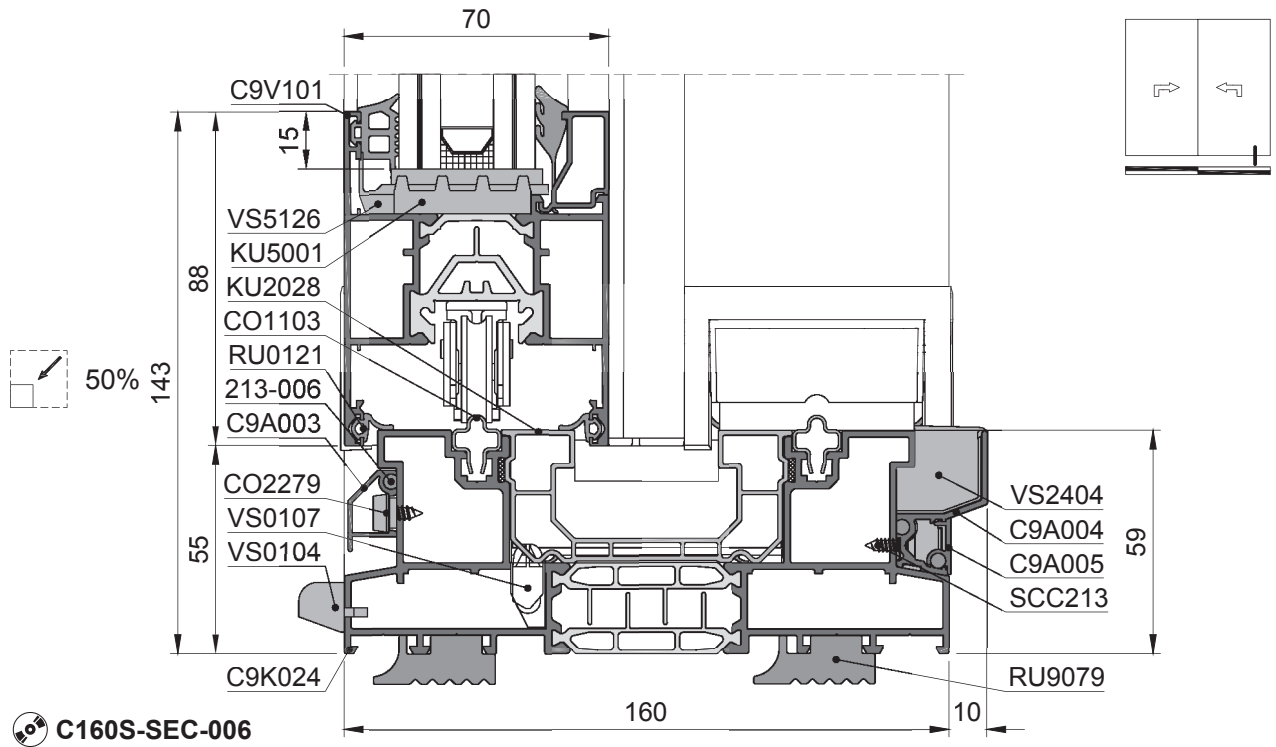
	 C9K028		 C9K017	
A	C160S-SEC-601	H63	C160S-SEC-611	H70
B	C160S-SEC-604	H63	C160S-SEC-614	H70
C	C160S-SEC-600	H64	C160S-SEC-610	H71
D	C160S-SEC-603	H64	C160S-SEC-613	H71
E	C160S-SEC-606	H65	C160S-SEC-616	H72
F	C160S-SEC-608	H66	C160S-SEC-617	H73
G	C160S-SEC-607	H67	C160S-SEC-618	H74
H	C160S-SEC-609	H68	C160S-SEC-619	H75
I	C160S-SEC-602	H69	C160S-SEC-612	H76
J	C160S-SEC-605	H69	C160S-SEC-615	H76

2 binari - Alzante scorrevole - Taglio a 45°

C9V101/C9V102-C9K024 - SUPERIORE DESTRO



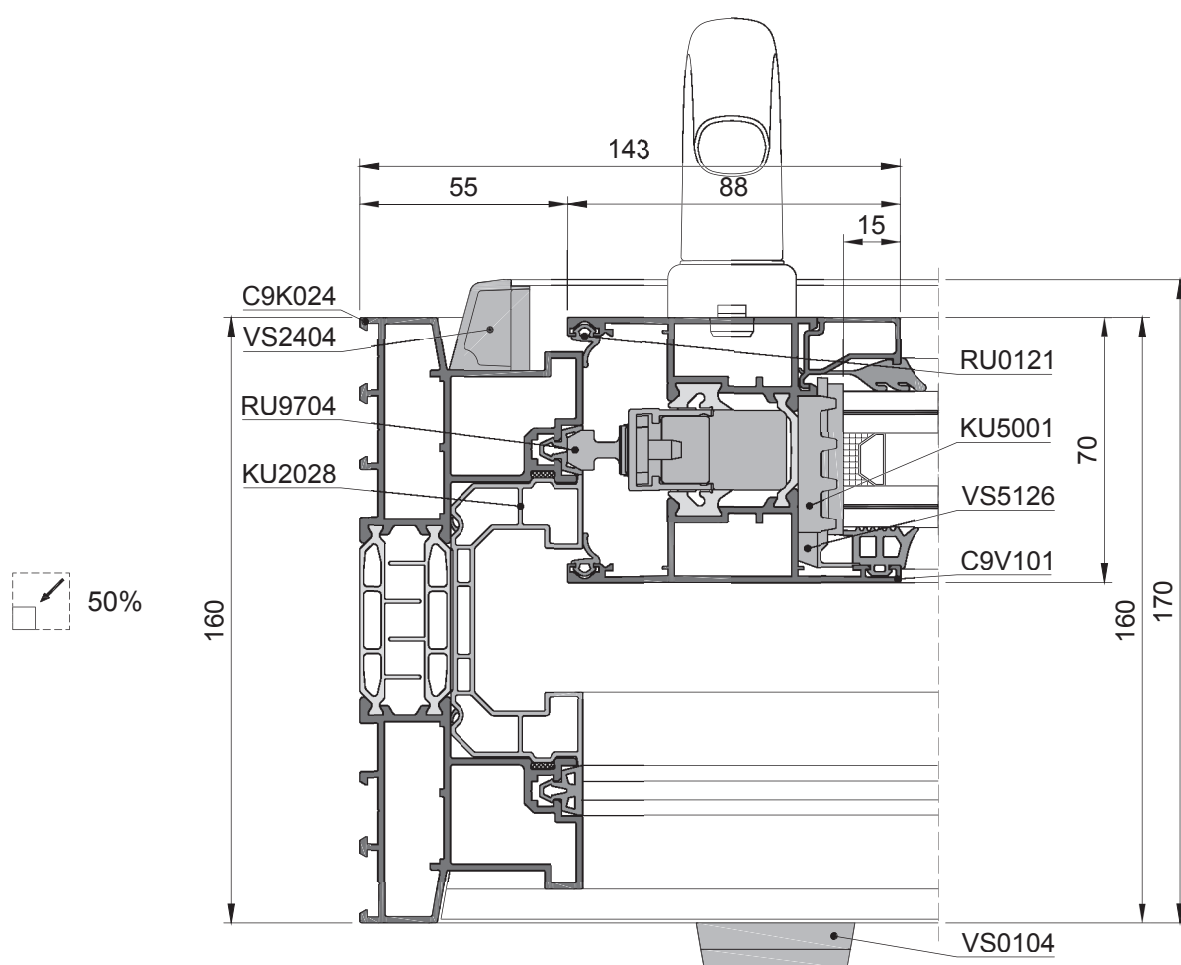
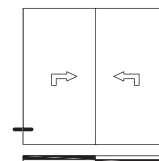
C9V101/C9V102-C9K024 - INFERIORE DESTRO



 C160S-SEC-006

2 binari - Alzante scorrevole - Taglio a 45°

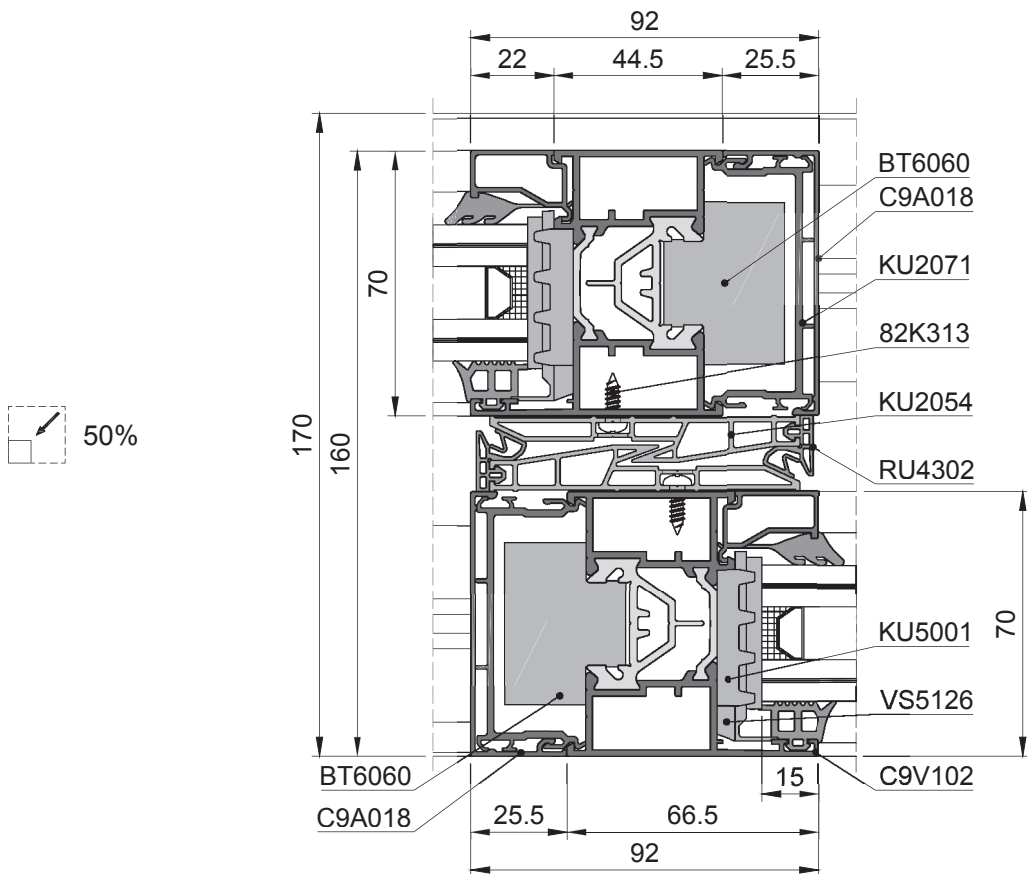
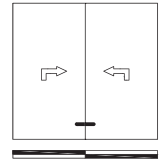
C9V101/C9V102-C9K024 - SINISTRO



Domal C160 Smartline

2 binari - Alzante scorrevole - Taglio a 45°

C9V101/C9V102-C9K024 - CENTRALE



 C160S-SEC-010

domal 

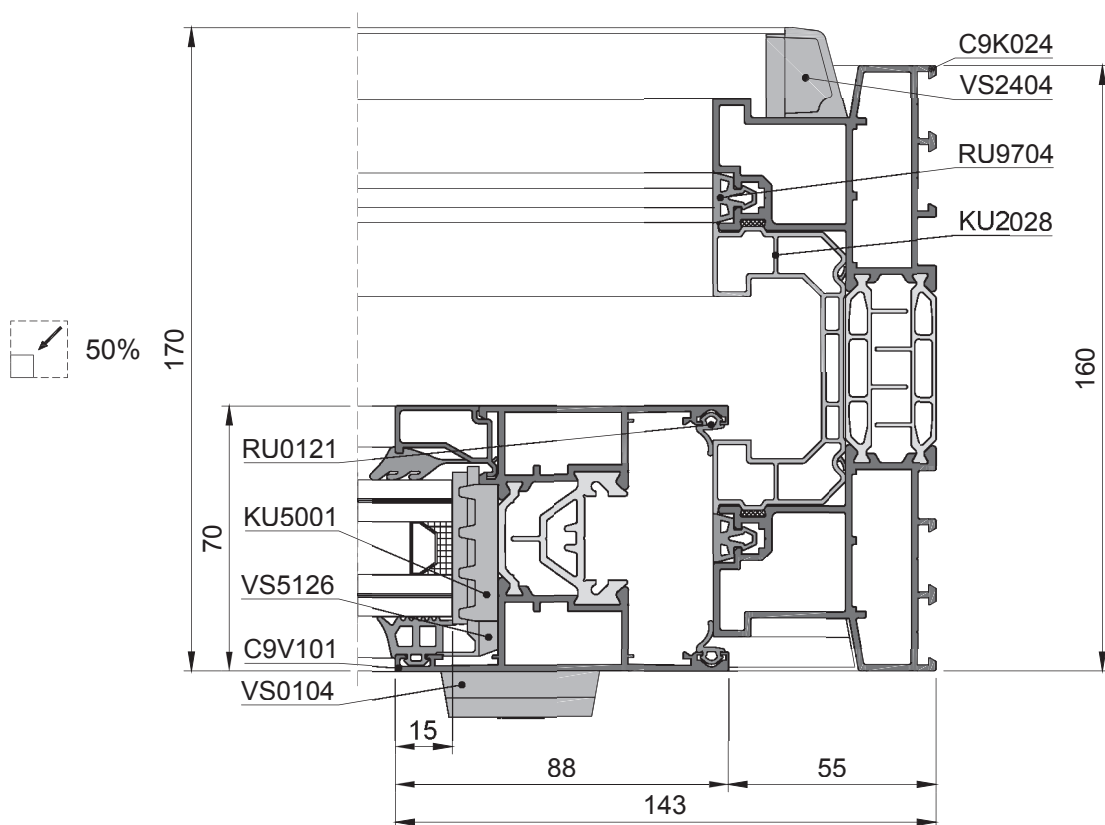
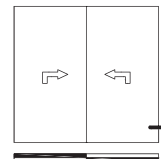
Settembre 2019

H - Nodi

H9

2 binari - Alzante scorrevole - Taglio a 45°

C9V101/C9V102-C9K024 - DESTRO



H - Nodi

 C160S-SEC-009

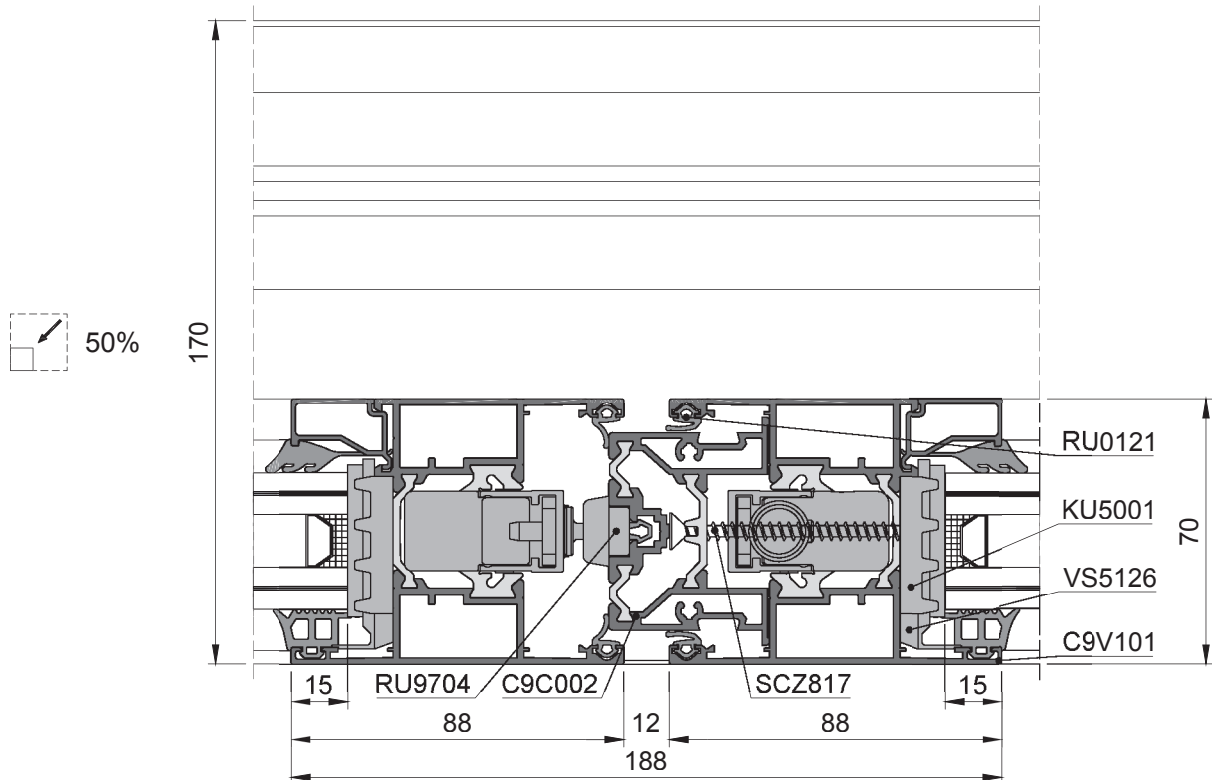
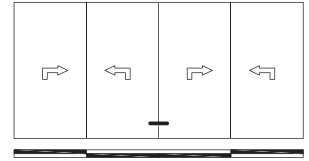
H10

Settembre 2019

Domal C160 Smartline

2 binari - Alzante scorrevole - Taglio a 45°

C9V101/C9V102-C9K024 - 4 ANTE



 C160S-SEC-032

domal 

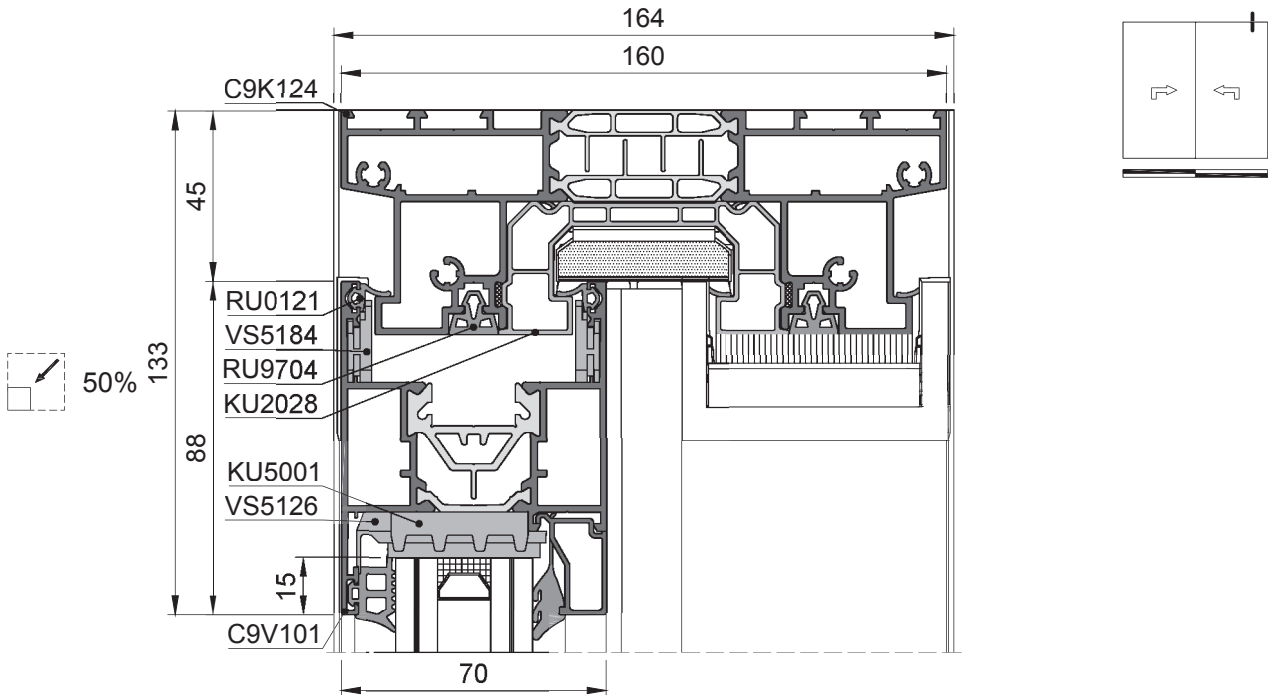
Settembre 2019

H - Nodi

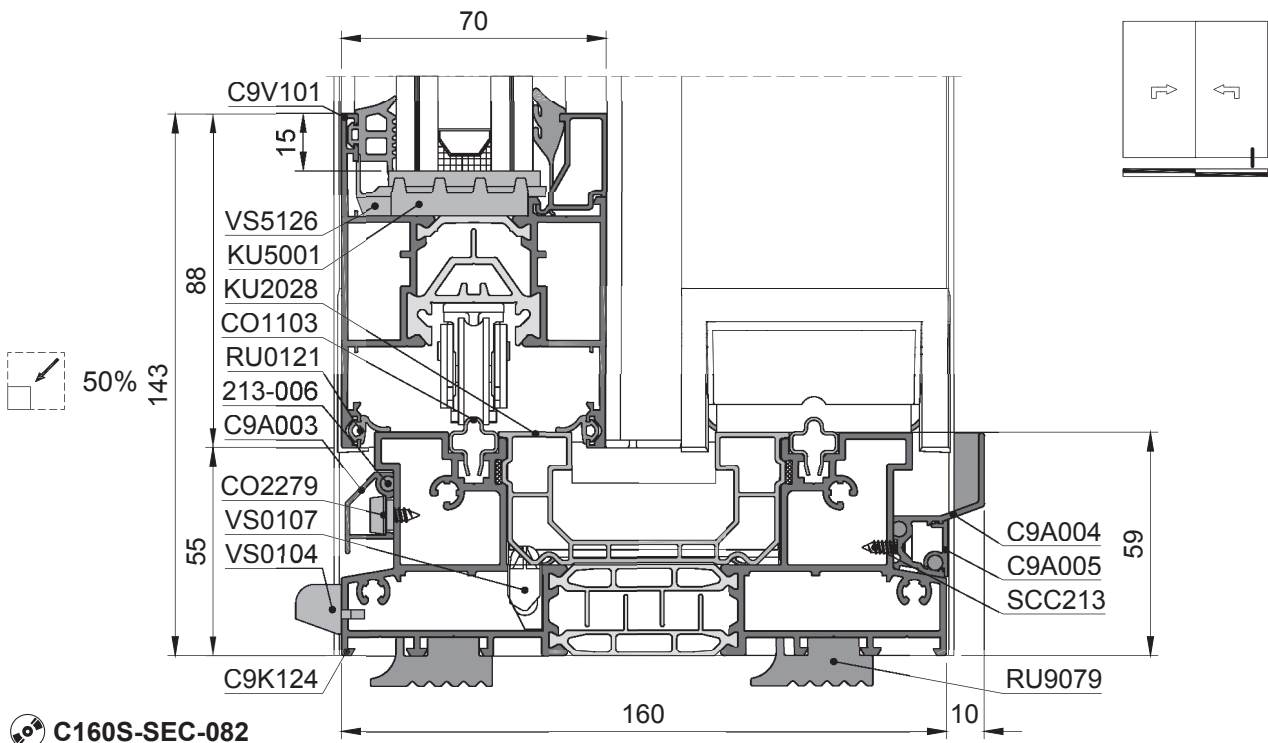
H11

2 binari - Alzante scorrevole - Taglio a 90°

C9V101/C9V102-C9K124/C9K121 - SUPERIORE DESTRO



C9V101/C9V102-C9K124/C9K121 - INFERIORE DESTRO

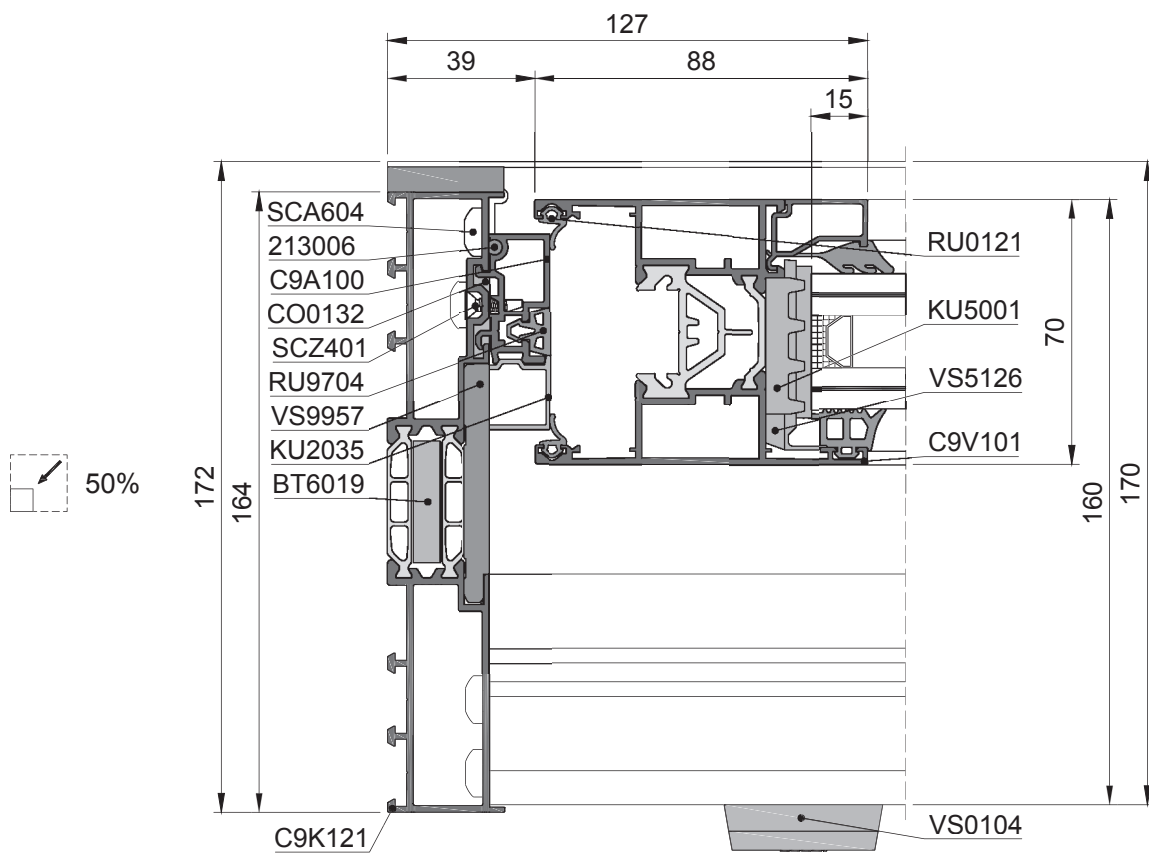
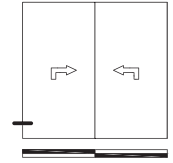


 C160S-SEC-082

Domal C160 Smartline

2 binari - Alzante scorrevole - Taglio a 90°

C9V101/C9V102-C9K124/C9K121 - SINISTRO



 C160S-SEC-084

Attenzione: nel caso Bicolore, l'interno e l'esterno del profilo cambia a seconda che l'uso sia destro o sinistro.

domal 

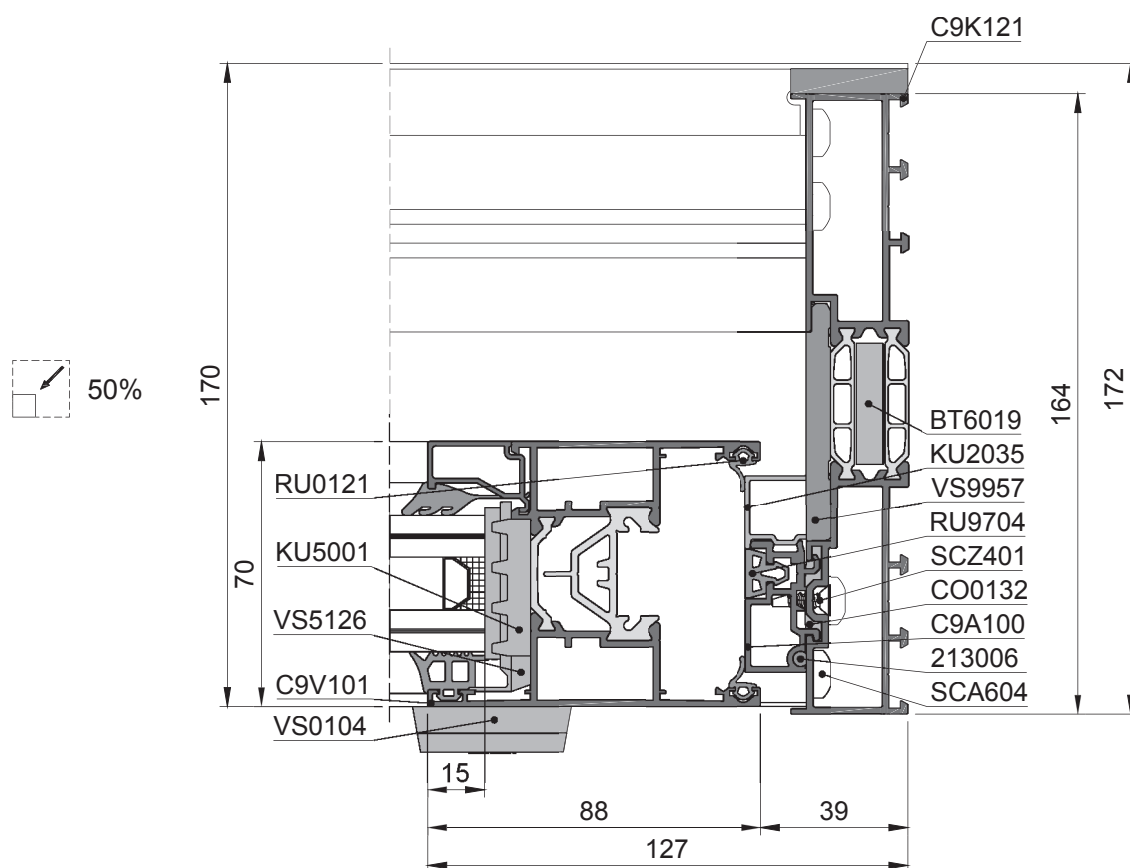
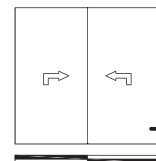
Settembre 2019

H - Nodi

H13

2 binari - Alzante scorrevole - Taglio a 90°

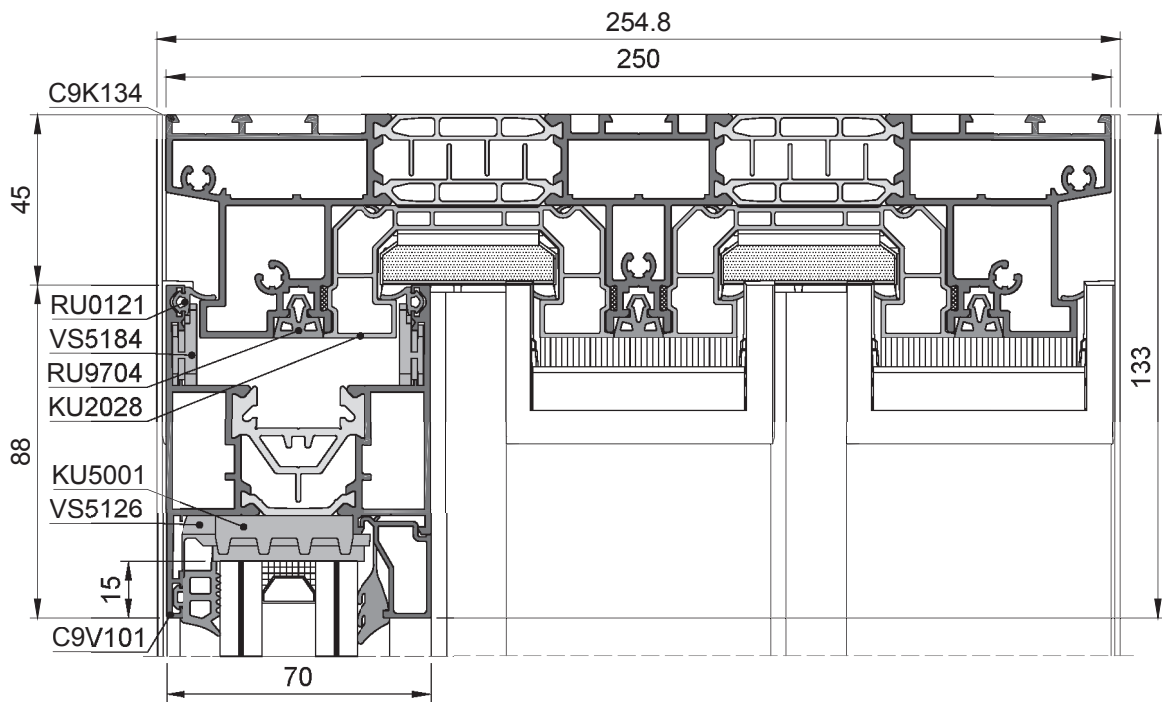
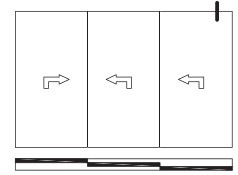
C9V101/C9V102-C9K124/C9K121 - DESTRO



Domal C160 Smartline

3 binari - Alzante scorrevole - Taglio a 90°

C9V101/C9V102-C9K134/C9K131 - SUPERIORE DESTRO



 C160S-SEC-177

 domal

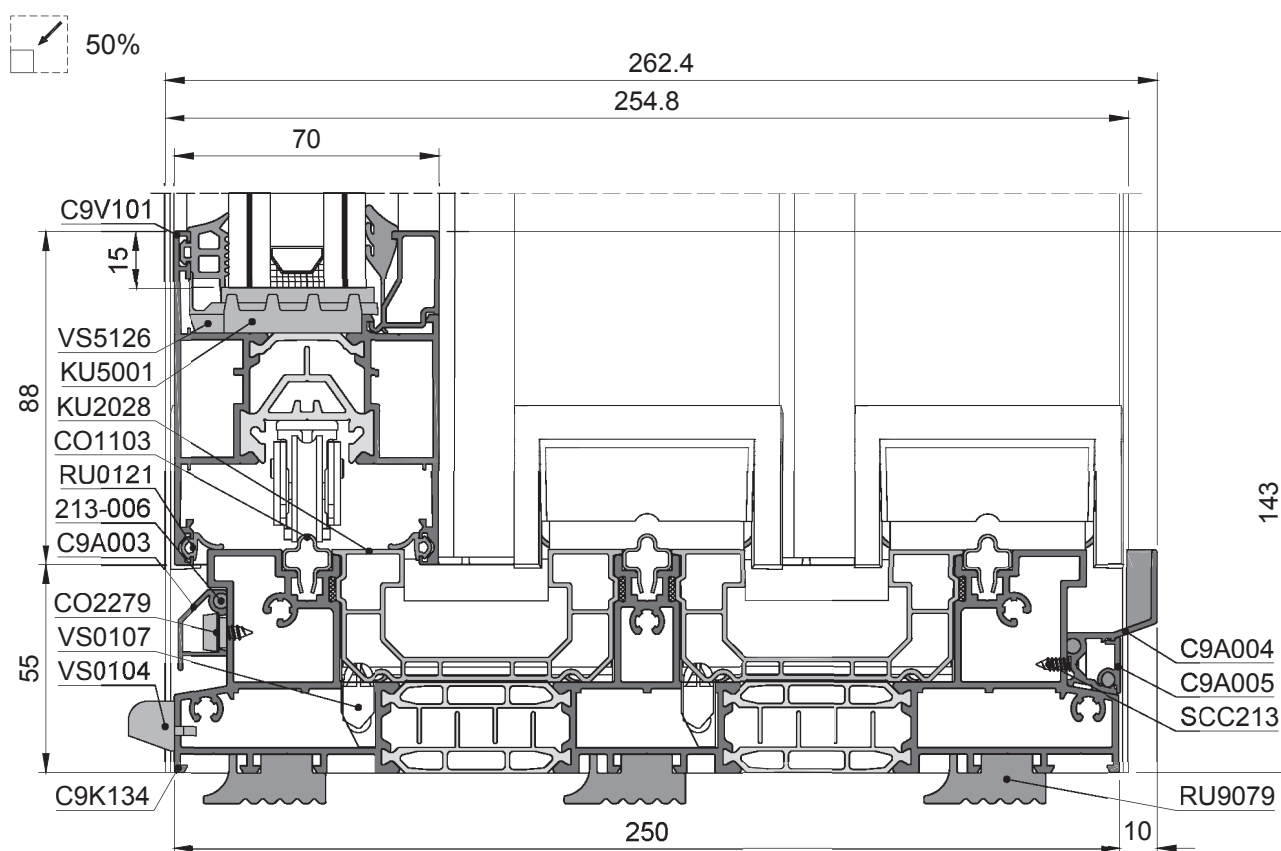
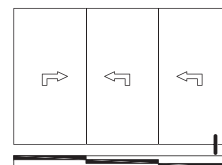
Settembre 2019

H - Nodi

H15

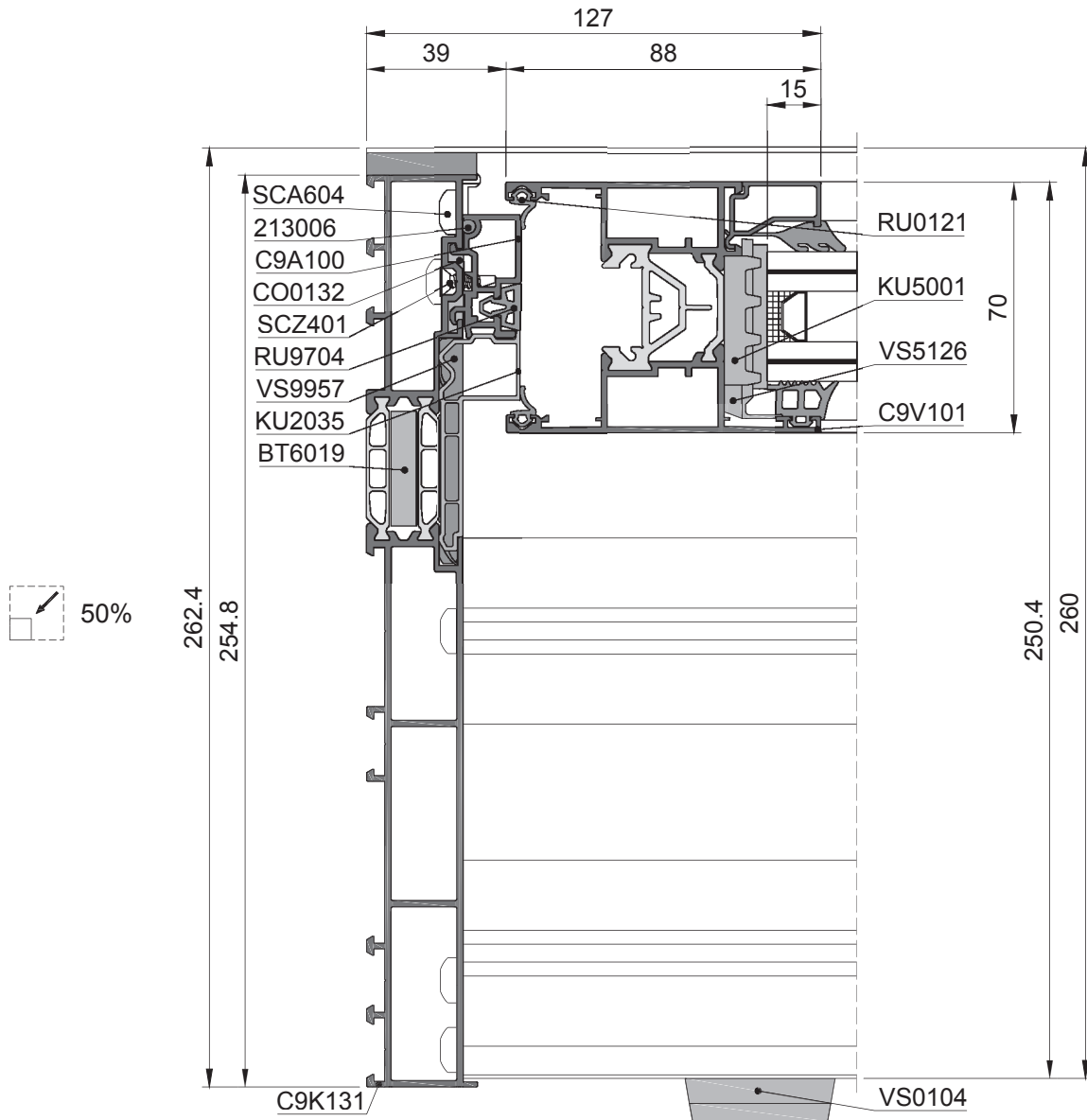
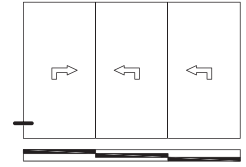
3 binari - Alzante scorrevole - Taglio a 90°

C9V101/C9V102-C9K134/C9K131 - INFERIORE DESTRO



3 binari - Alzante scorrevole - Taglio a 90°

C9V101/C9V102-C9K134/C9K131 - SINISTRO

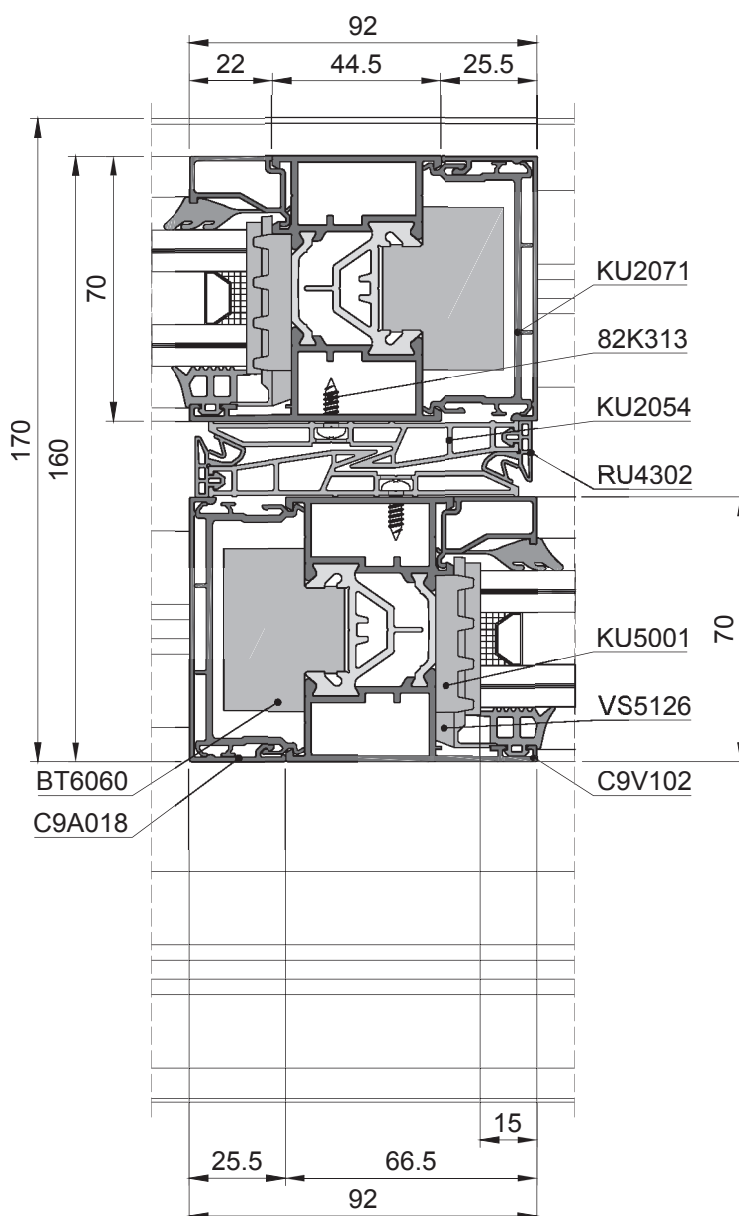
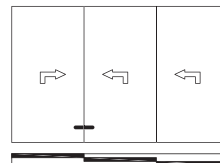


 C160S-SEC-178

Attenzione: nel caso Bicolore, l'interno e l'esterno del profilo cambia a seconda che l'uso sia destro o sinistro.

3 binari - Alzante scorrevole - Taglio a 90°

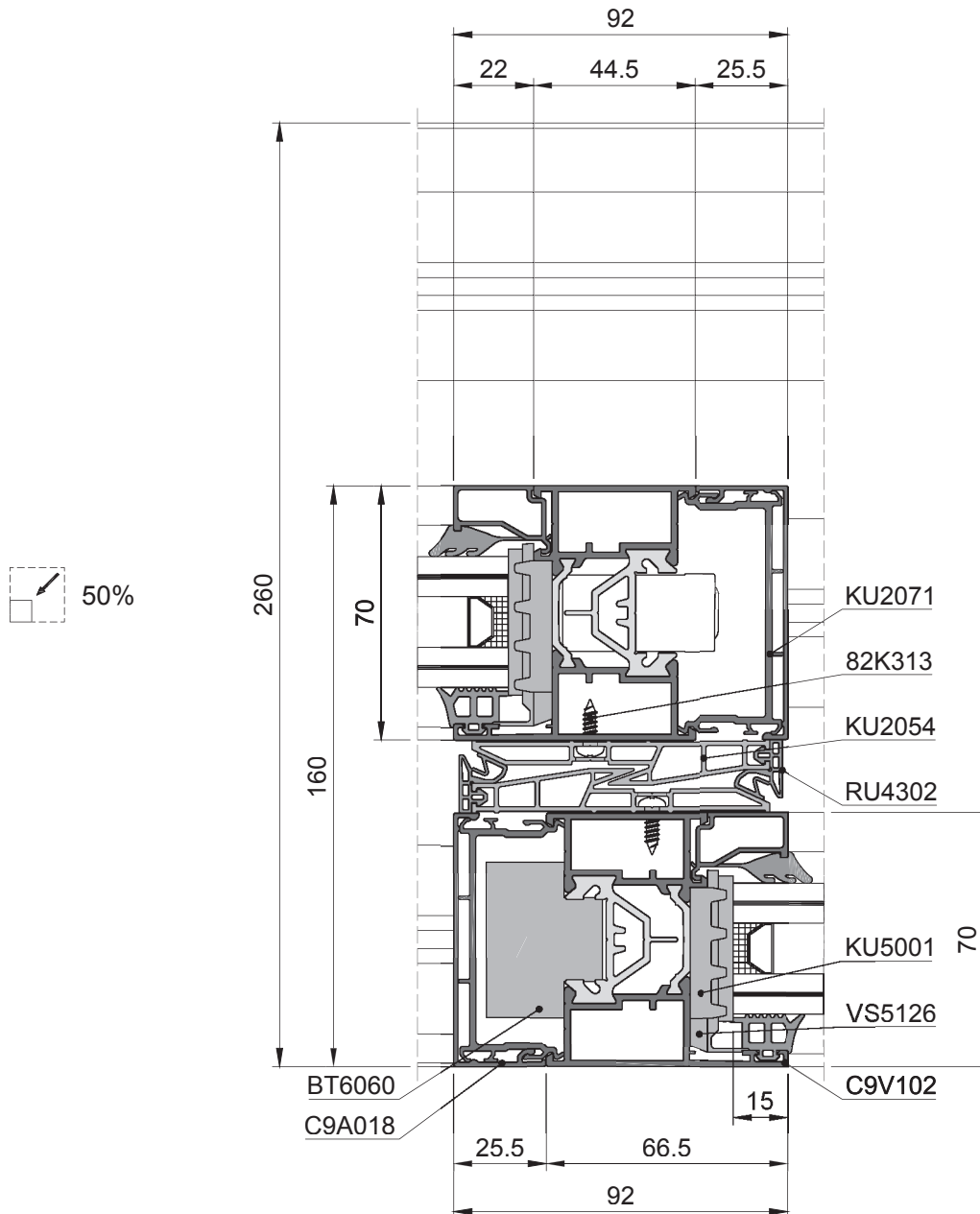
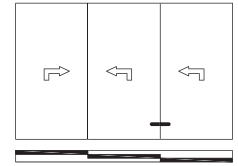
C9V101/C9V102-C9K134/C9K131 - CENTRALE



Domal C160 Smartline

3 binari - Alzante scorrevole - Taglio a 90°

C9V101/C9V102-C9K134/C9K131 - CENTRALE



H - Nodi

 C160S-SEC-253

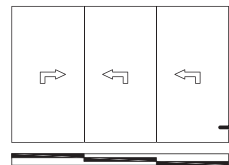
domal 

Settembre 2019

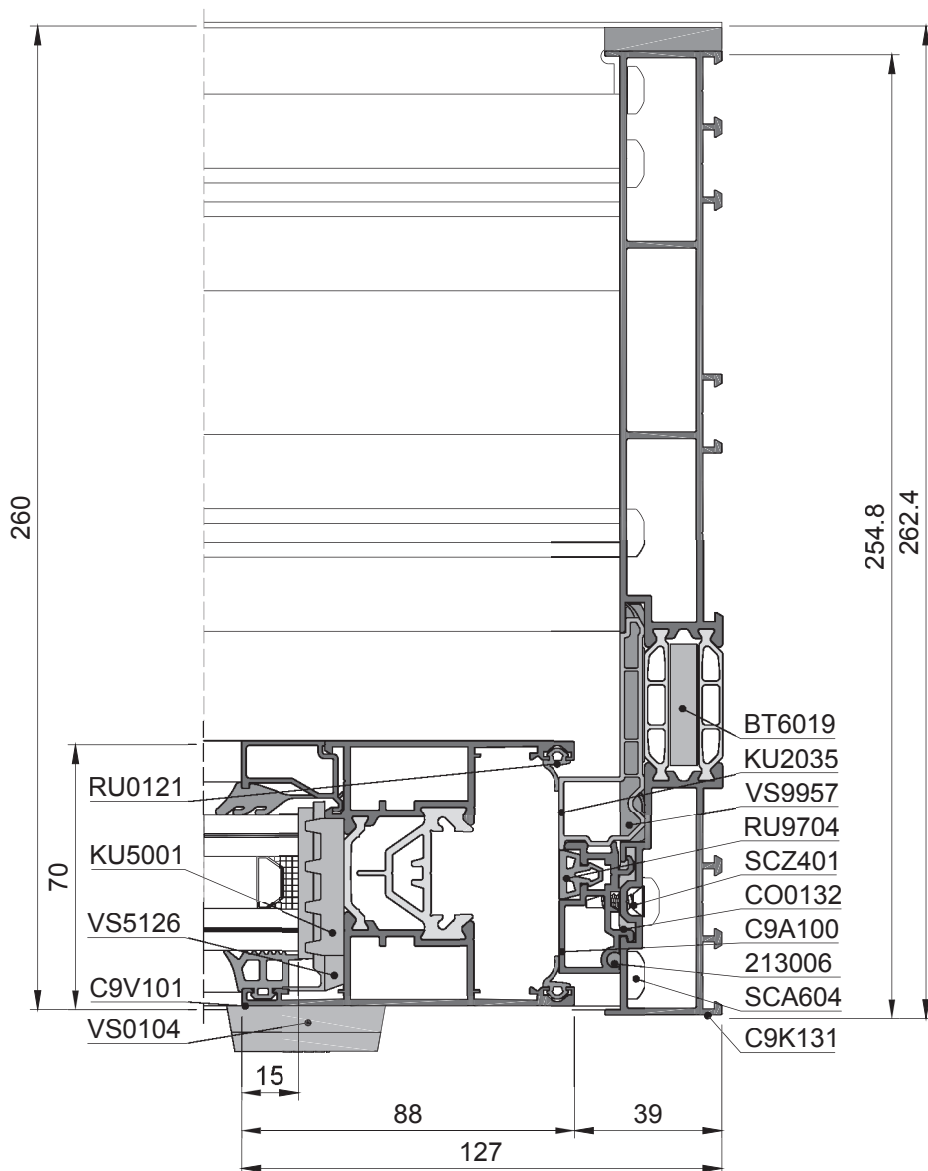
H19

3 binari - Alzante scorrevole - Taglio a 90°

C9V101/C9V102-C9K134/C9K131 - DESTRO



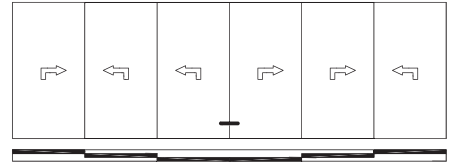
50%



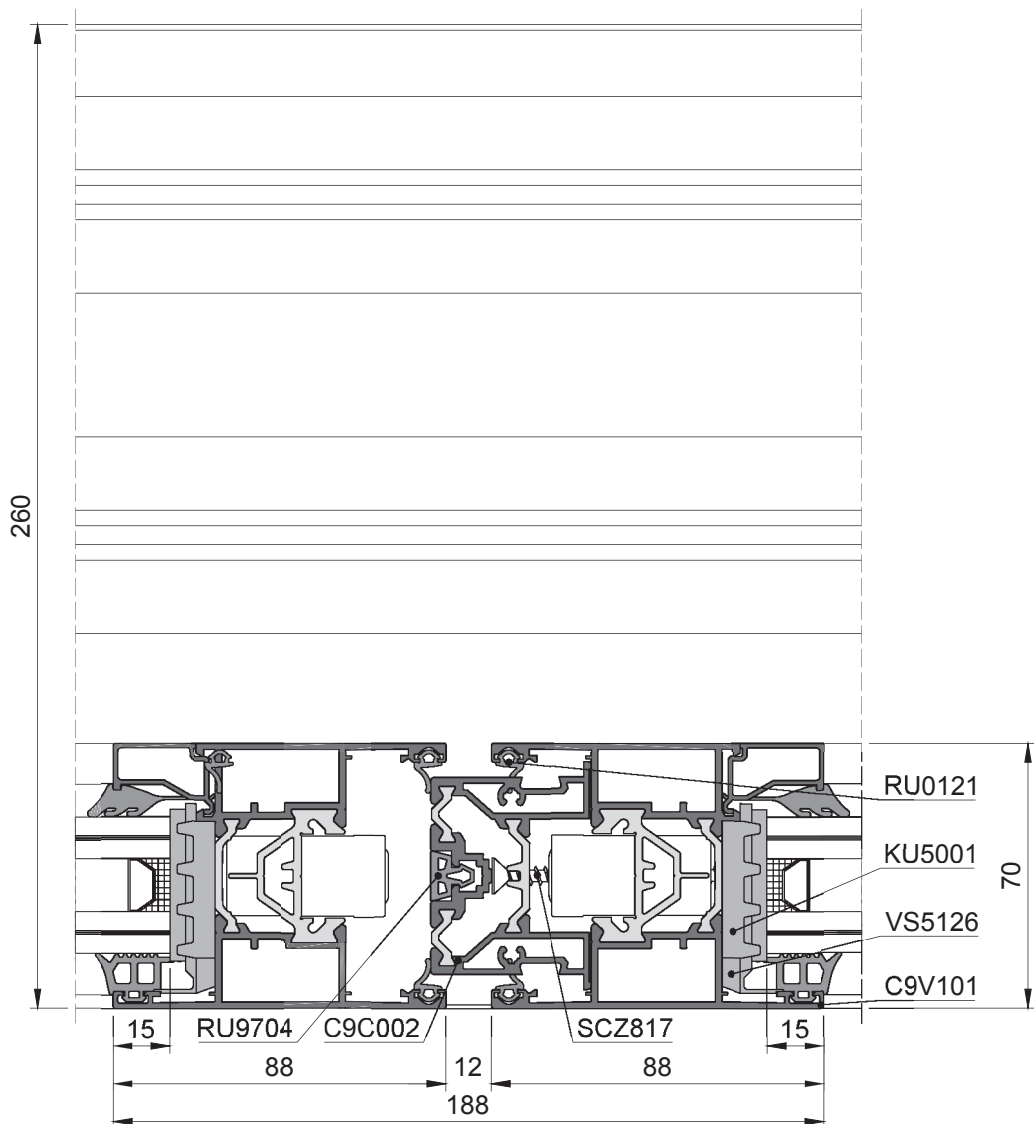
Domal C160 Smartline

3 binari - Alzante scorrevole - Taglio a 90°

C9V101/C9V102-C9K134/C9K131 - 4 ANTE



50%



C160S-SEC-118

domal

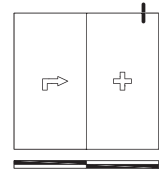
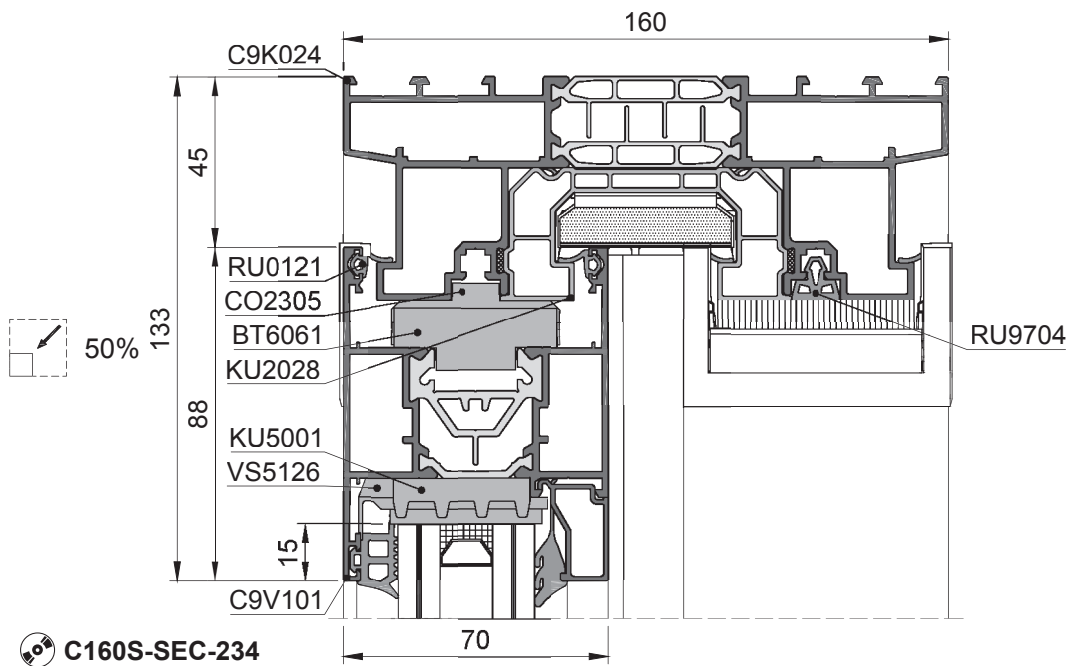
Settembre 2019

H - Nodi

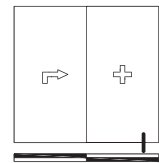
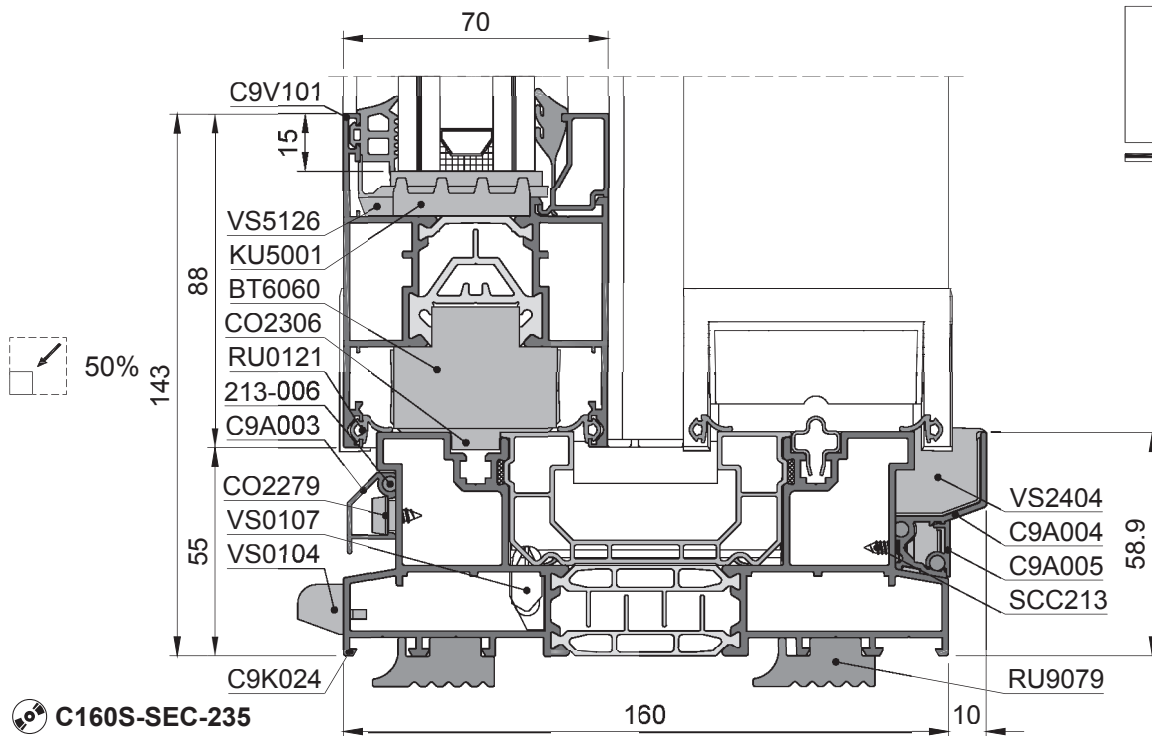
H21

2 binari - Alzante scorrevole-fisso - Taglio a 45°

C9V101/C9V102-C9K024 - SUPERIORE DESTRO

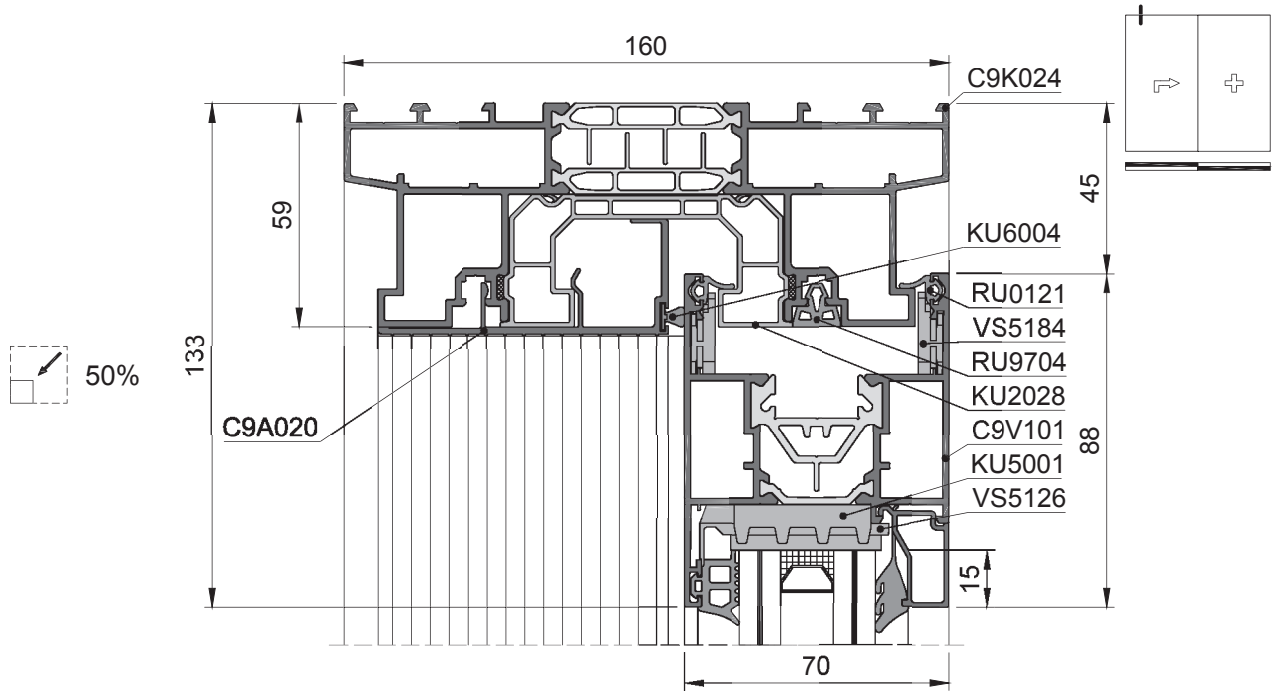


C9V101/C9V102-C9K024 - INFERIORE DESTRO



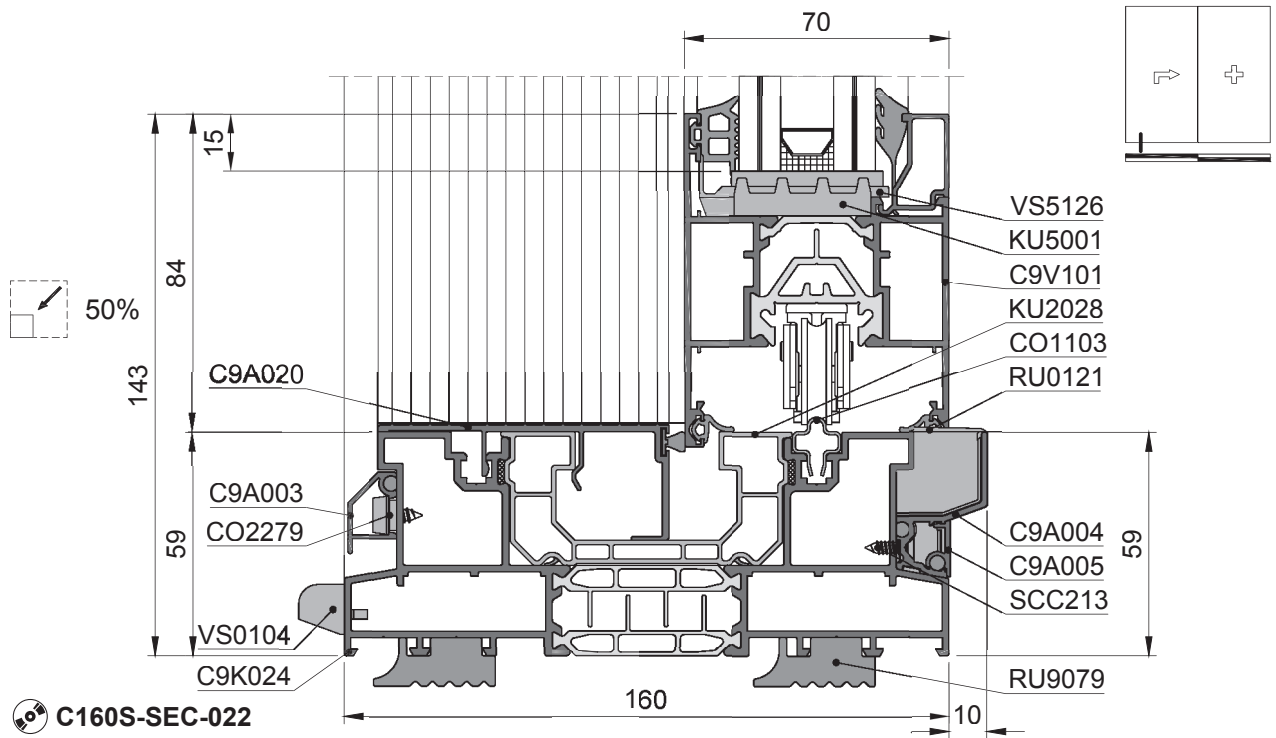
2 binari - Alzante scorrevole-fisso - Taglio a 45°

C9V101/C9V102-C9K024 - SUPERIORE DESTRO



C160S-SEC-236

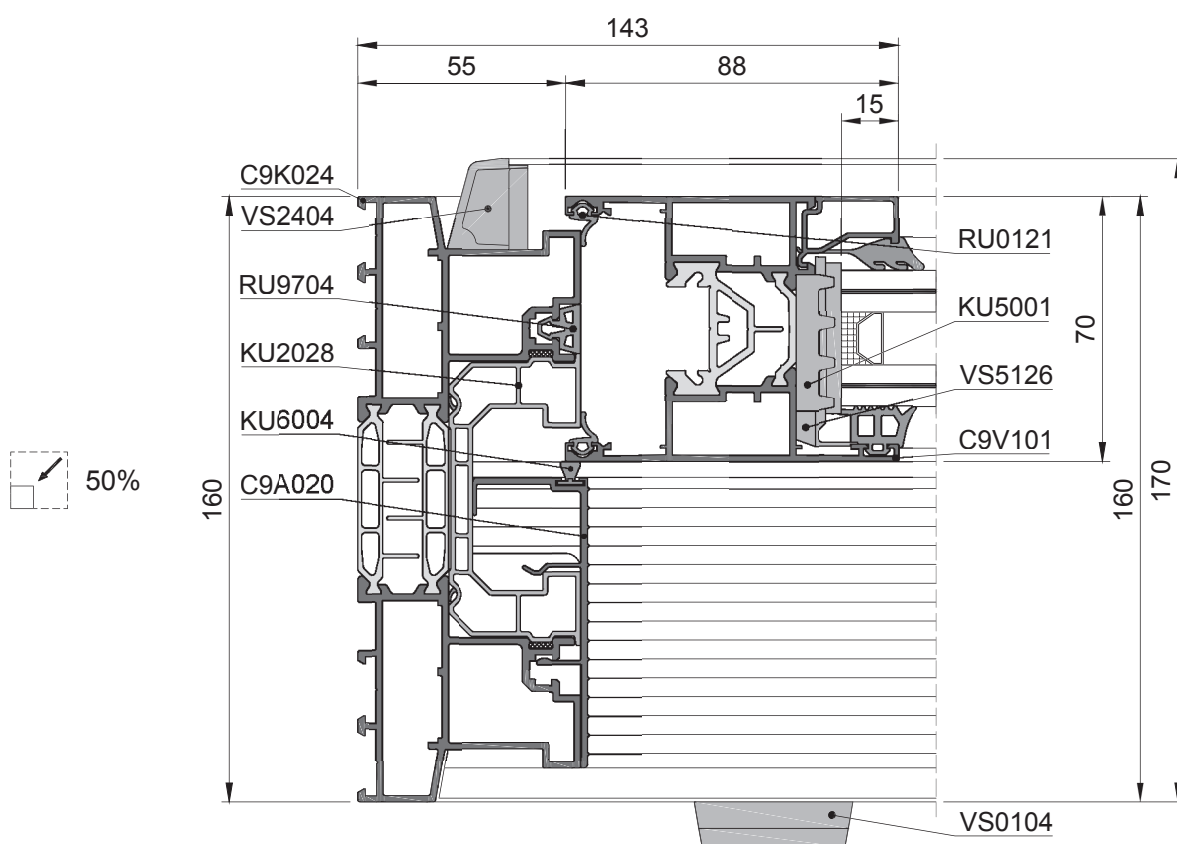
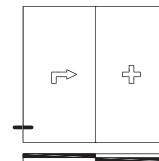
C9V101/C9V102-C9K024 - INFERIORE SINISTRO



C160S-SEC-022

2 binari - Alzante scorrevole-fisso - Taglio a 45°

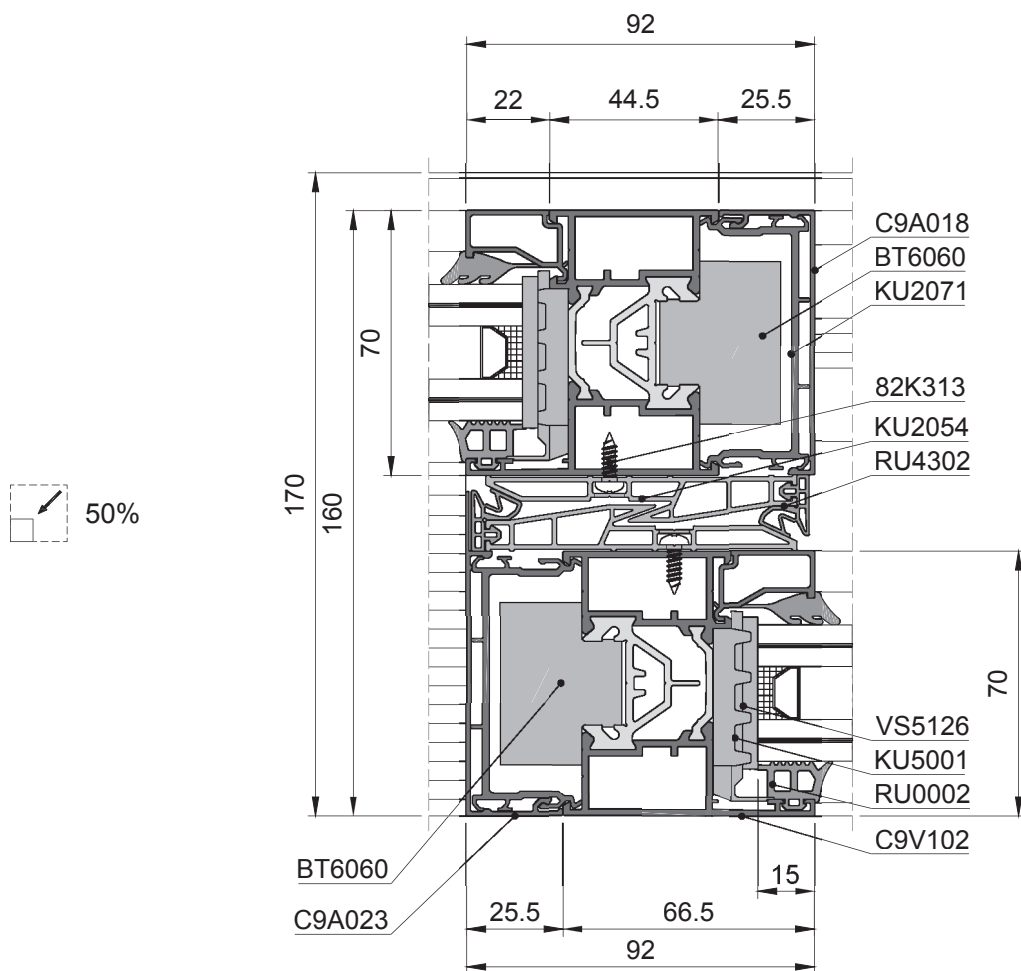
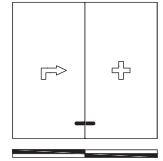
C9V101/C9V102-C9K024 - SUPERIORE



Domal C160 Smartline

2 binari - Alzante scorrevole-fisso - Taglio a 45°

C9V101/C9V102-C9K024 - CENTRALE



 C160S-SEC-242

domal 

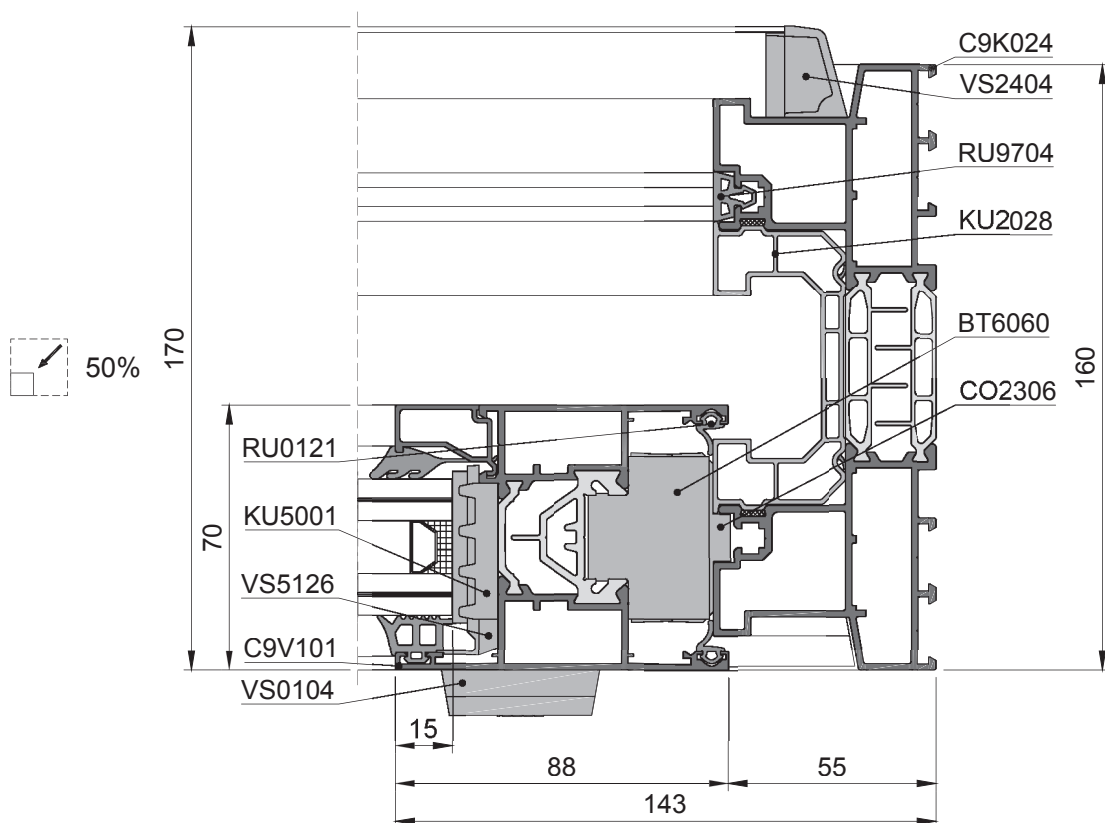
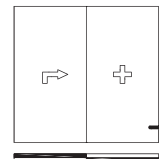
Settembre 2019

H - Nodi

H25

2 binari - Alzante scorrevole-fisso - Taglio a 45°

C9V101/C9V102-C9K024 - DESTRO

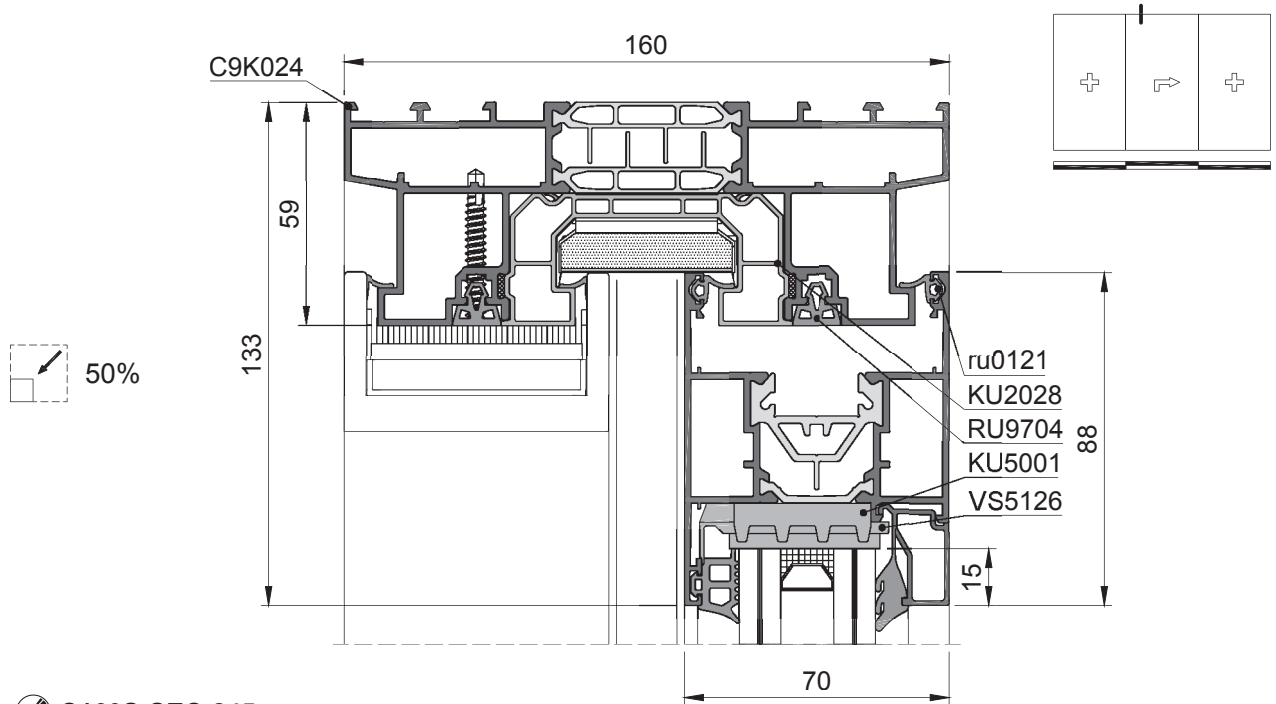


H - Nodi

 C160S-SEC-233

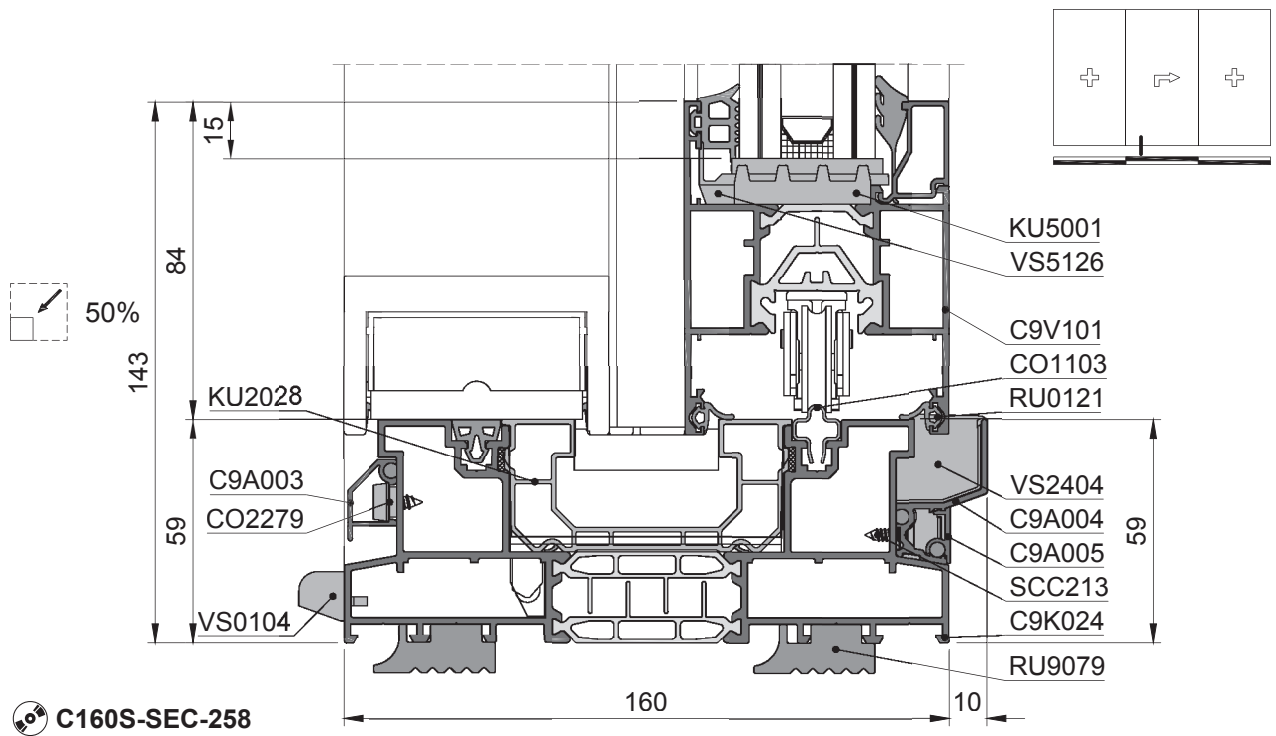
2 binari - Fisso-alzante scorrevole-fisso - Taglio a 45°

C9V101/C9V102-C9K024 - SUPERIORE



 C160S-SEC-245

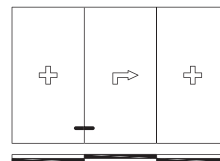
C9V101/C9V102-C9K024 - INFERIORE



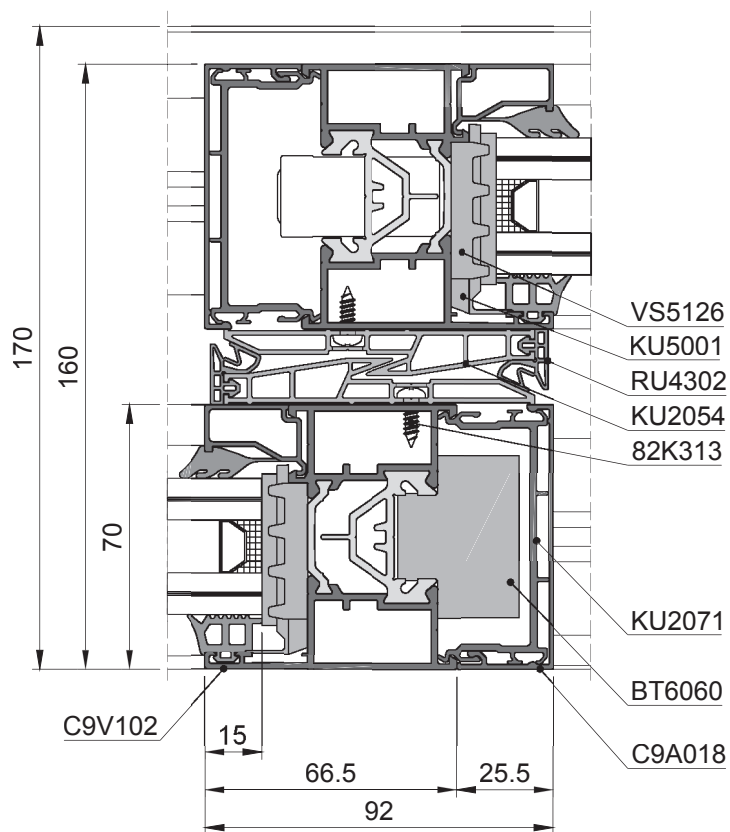
 C160S-SEC-258

2 binari - Fisso-alzante scorrevole-fisso - Taglio a 45°

C9V101/C9V102-C9K024 - CENTRALE

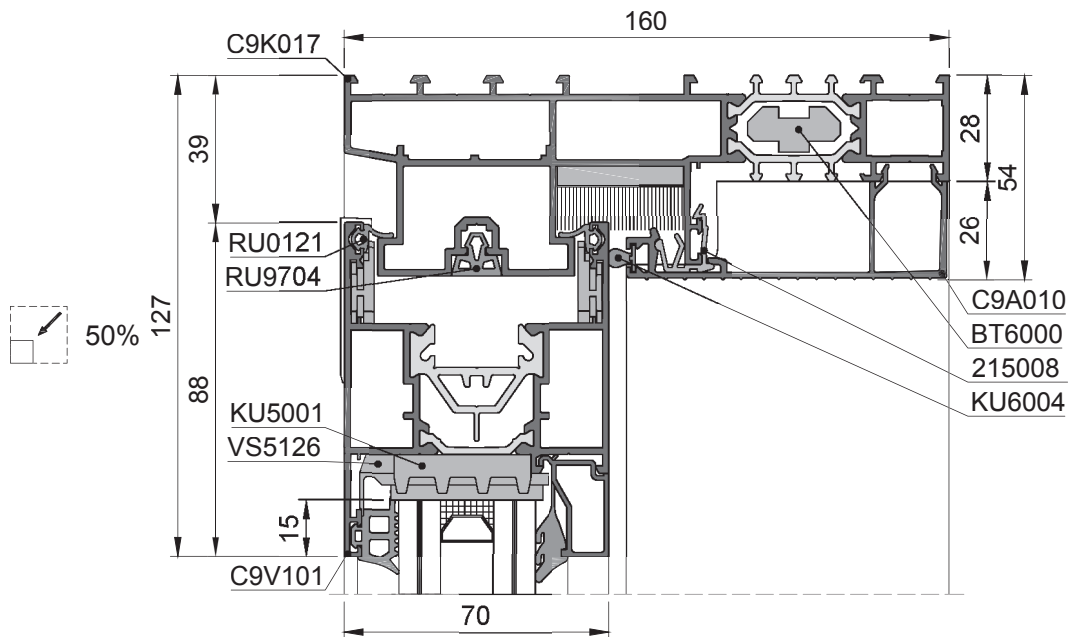


50%



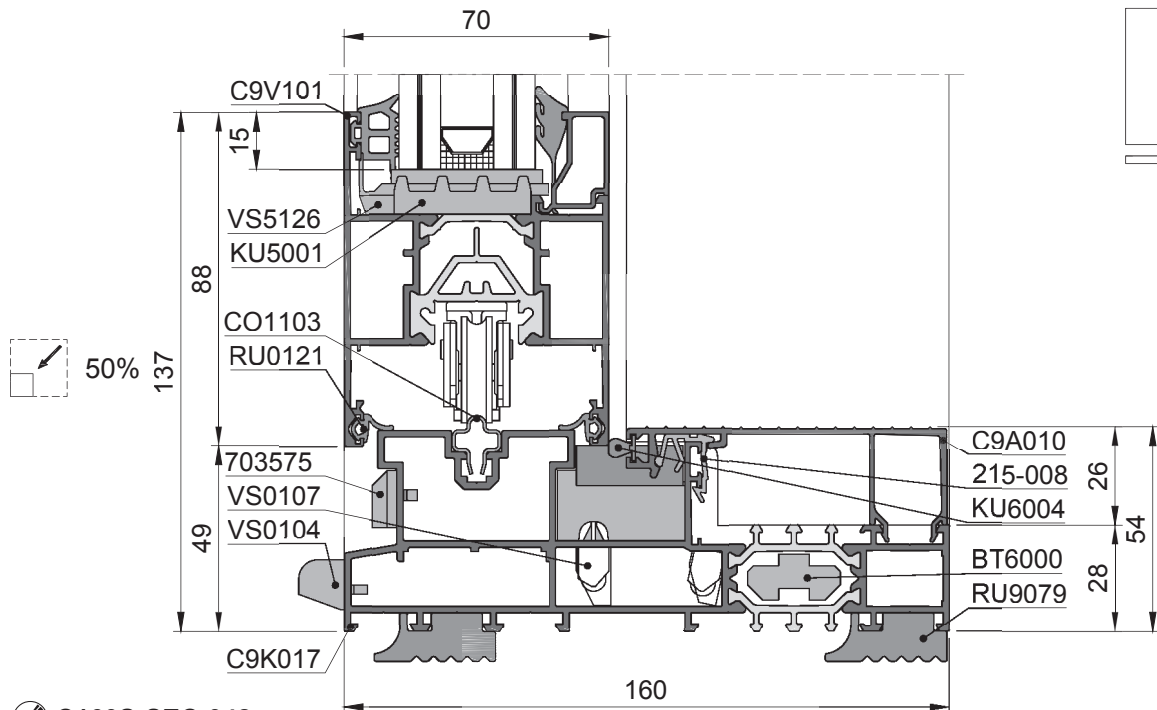
1 binario - Alzante scorrevole - Taglio a 45°

C9V101/C9V102-C9K017 - SUPERIORE DESTRO



C160S-SEC-044

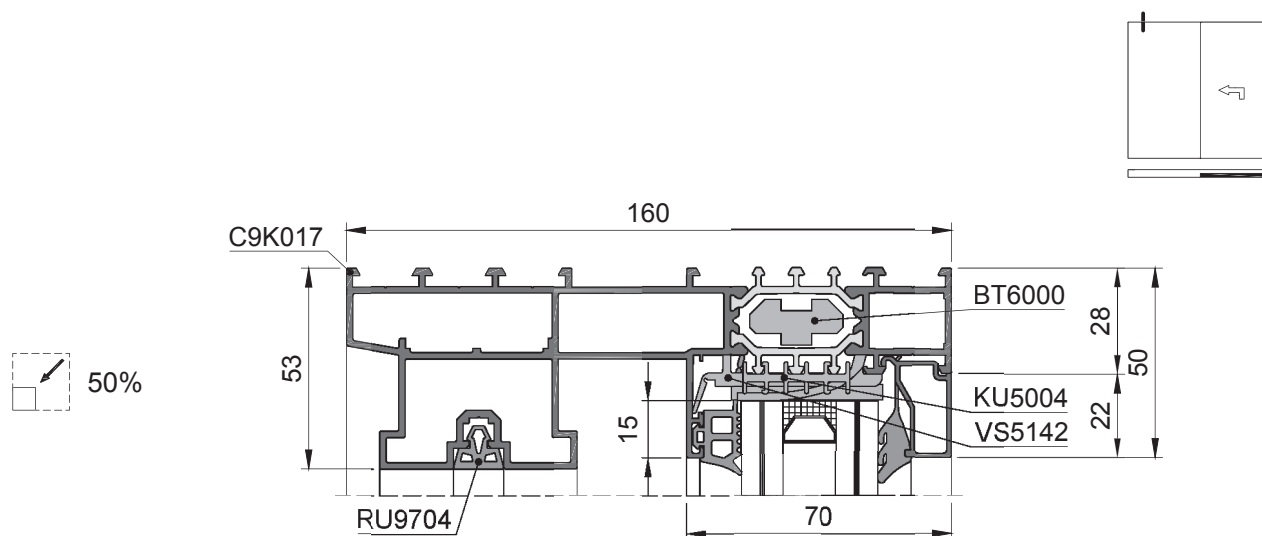
C9V101/C9V102-C9K017 - INFERIORE DESTRO



C160S-SEC-042

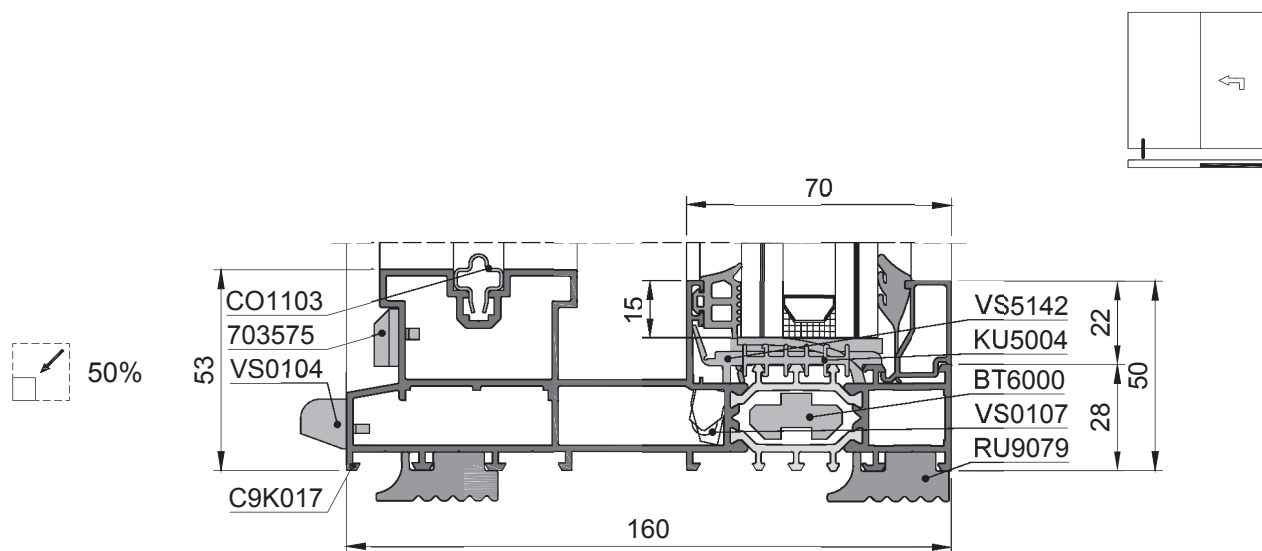
1 binario - Alzante scorrevole - Taglio a 45°

C9V101/C9V102-C9K017 - SUPERIORE SINISTRO



 C160S-SEC-045

C9V101/C9V102-C9K017 - INFERIORE SINISTRO

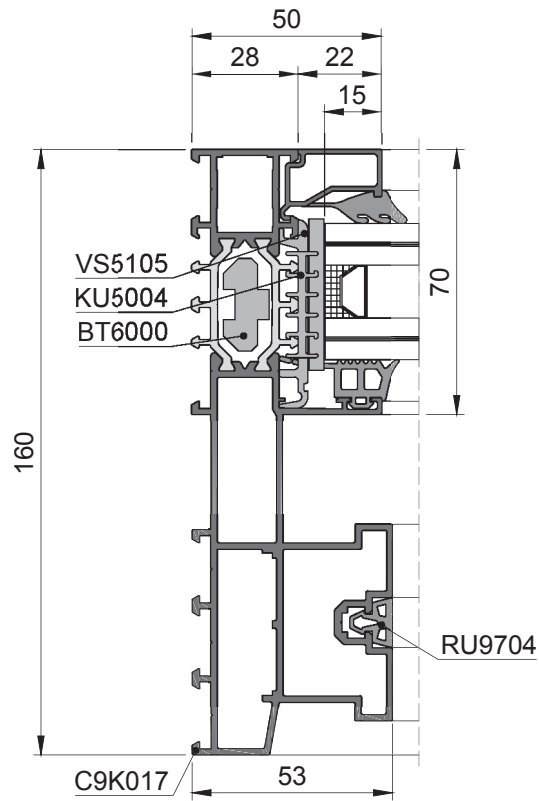
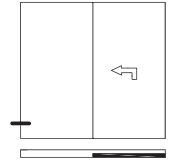


 C160S-SEC-043

Domal C160 Smartline

1 binario - Alzante scorrevole - Taglio a 45°

C9V101/C9V102-C9K017 - SINISTRO



 C160S-SEC-046

domal 

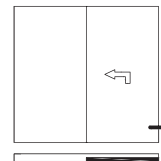
Settembre 2019

H - Nodi

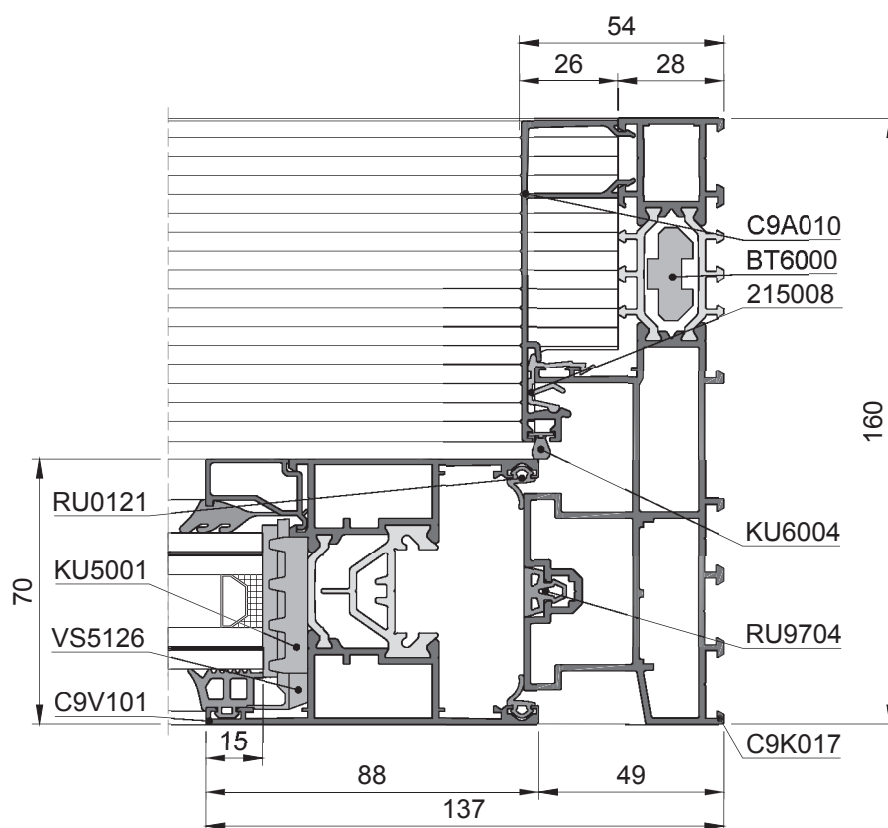
H31

1 binario - Alzante scorrevole - Taglio a 45°

C9V101/C9V102-C9K017 - DESTRO

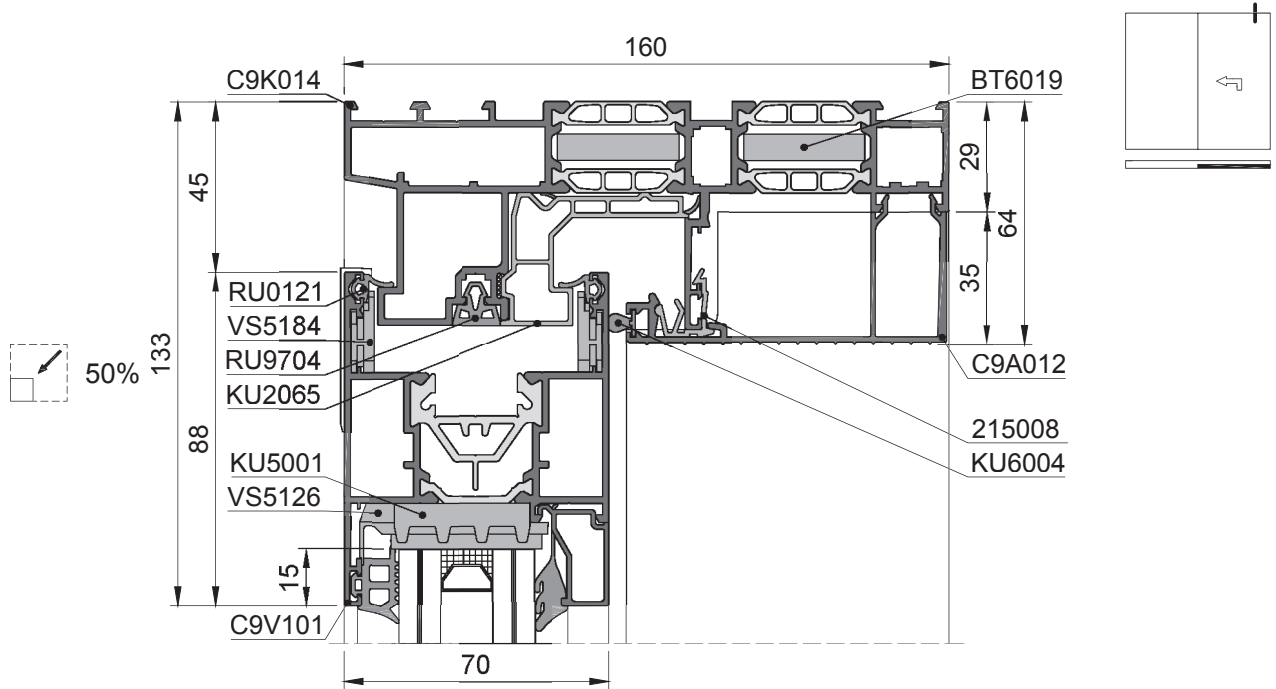


50%



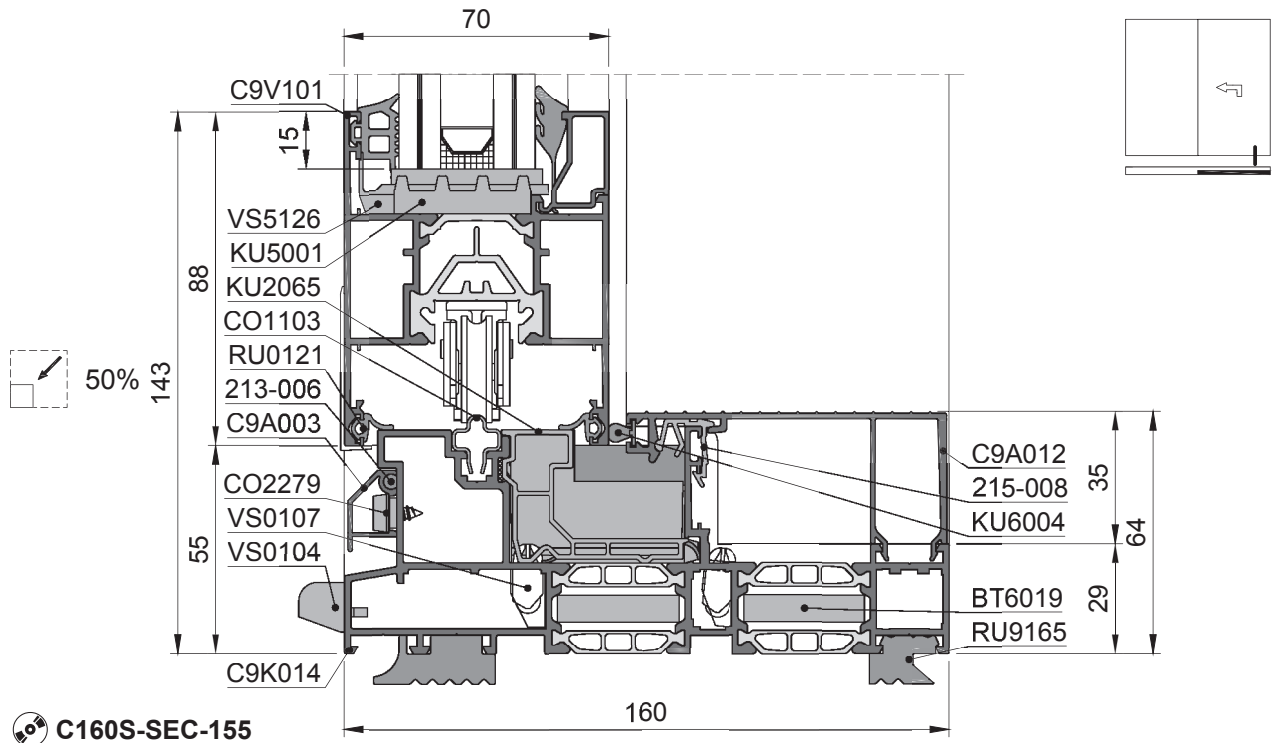
1 binario - Alzante scorrevole - Taglio a 45°

C9V101/C9V102-C9K014 - SUPERIORE DESTRO



 C160S-SEC-156

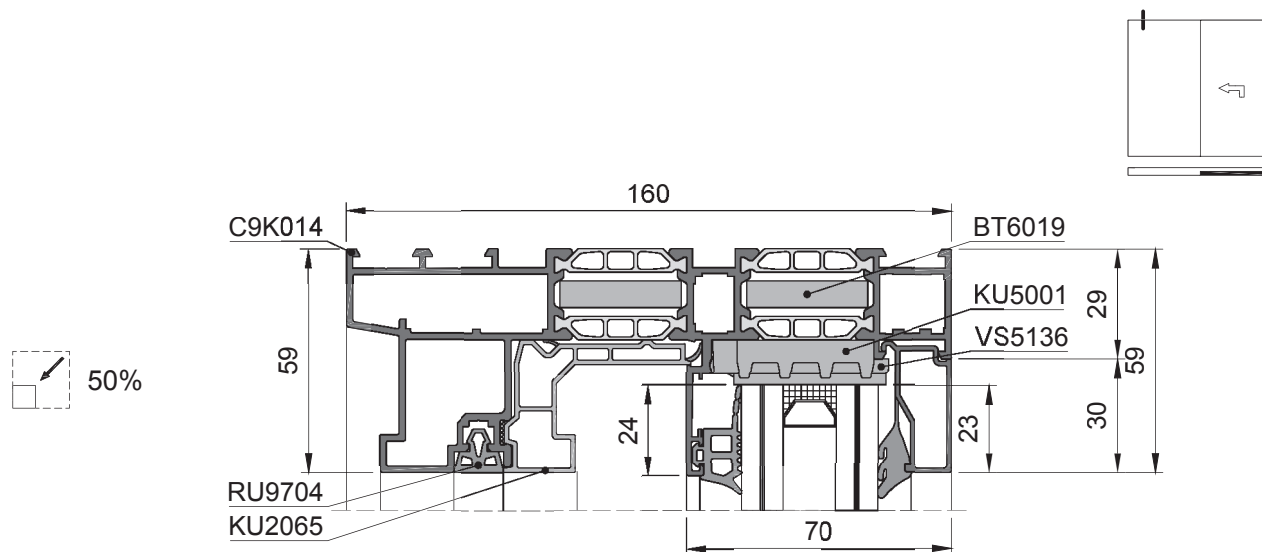
C9V101/C9V102-C9K014 - INFERIORE DESTRO



 C160S-SEC-156

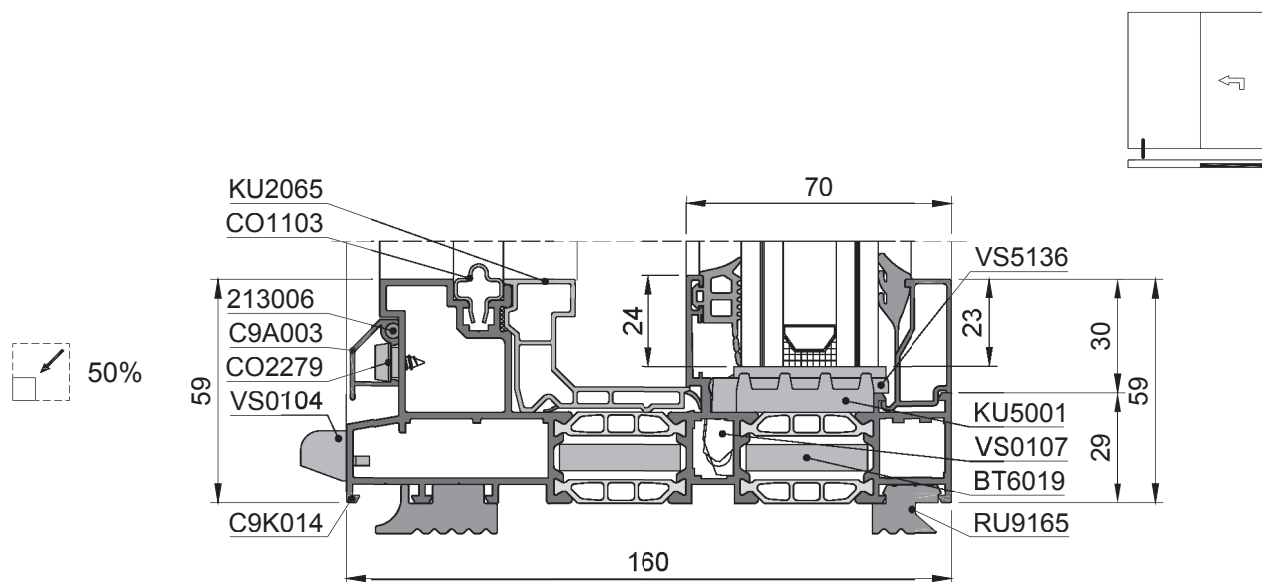
1 binario - Alzante scorrevole - Taglio a 45°

C9V101/C9V102-C9K014 - SUPERIORE SINISTRO



 C160S-SEC-157

C9V101/C9V102-C9K014 - INFERIORE SINISTRO

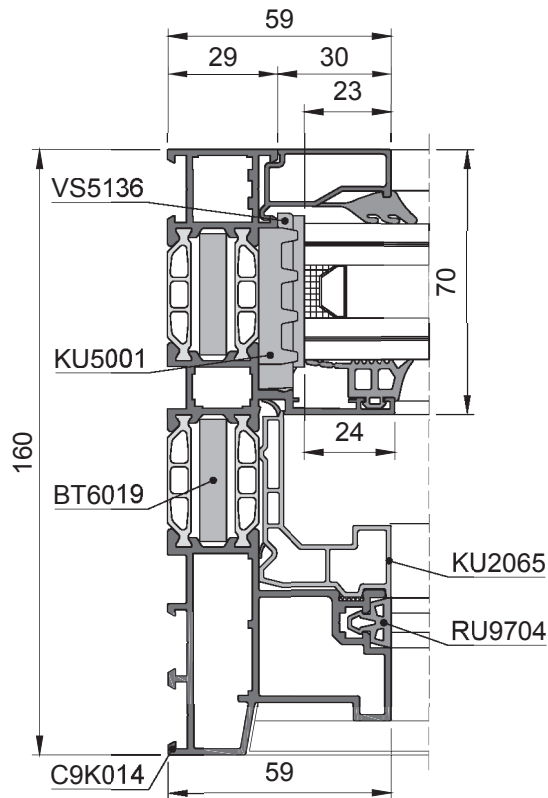
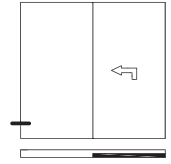


 C160S-SEC-218

Domal C160 Smartline

1 binario - Alzante scorrevole - Taglio a 45°

C9V101/C9V102-C9K014 - SINISTRO



 C160S-SEC-158

domal 

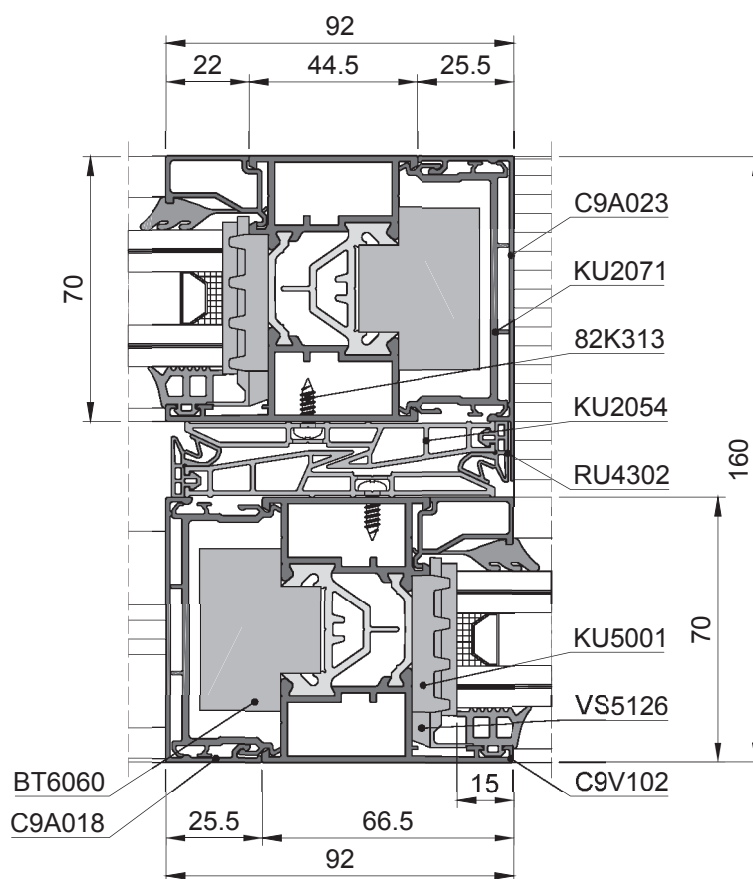
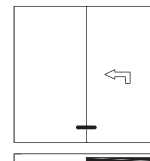
Settembre 2019

H - Nodi

H35

1 binario - Alzante scorrevole - Taglio a 45°


C9V101/C9V102-C9K014 - CENTRALE



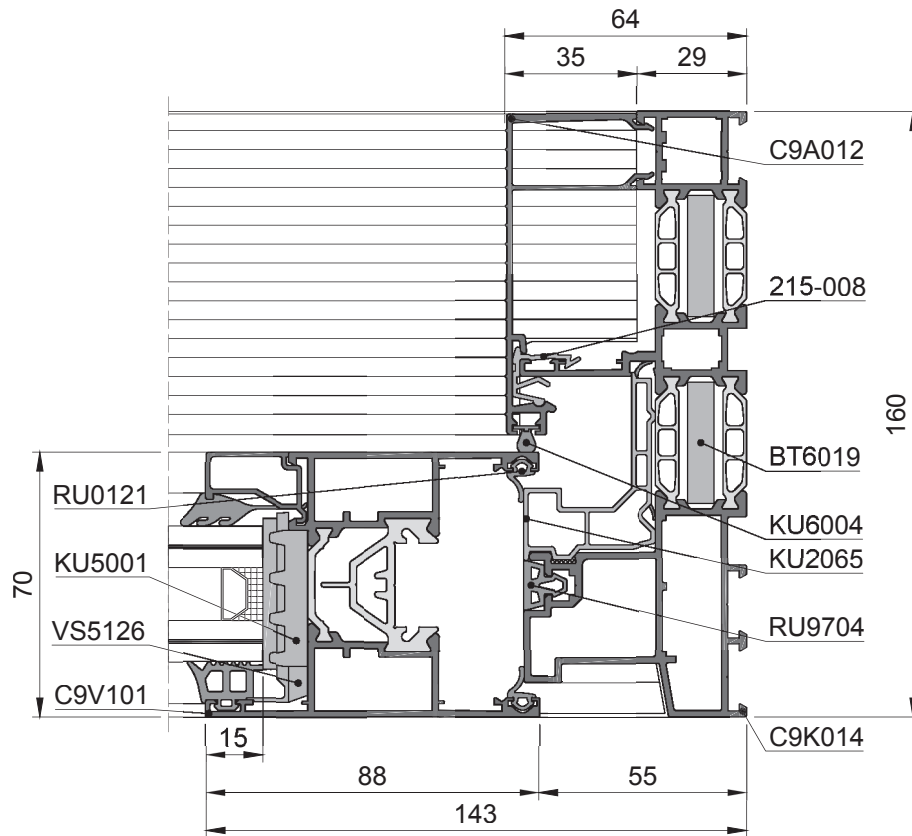
Domal C160 Smartline

1 binario - Alzante scorrevole - Taglio a 45°

C9V101/C9V102-C9K014 - DESTRO



 50%



 C160S-SEC-217

domal 

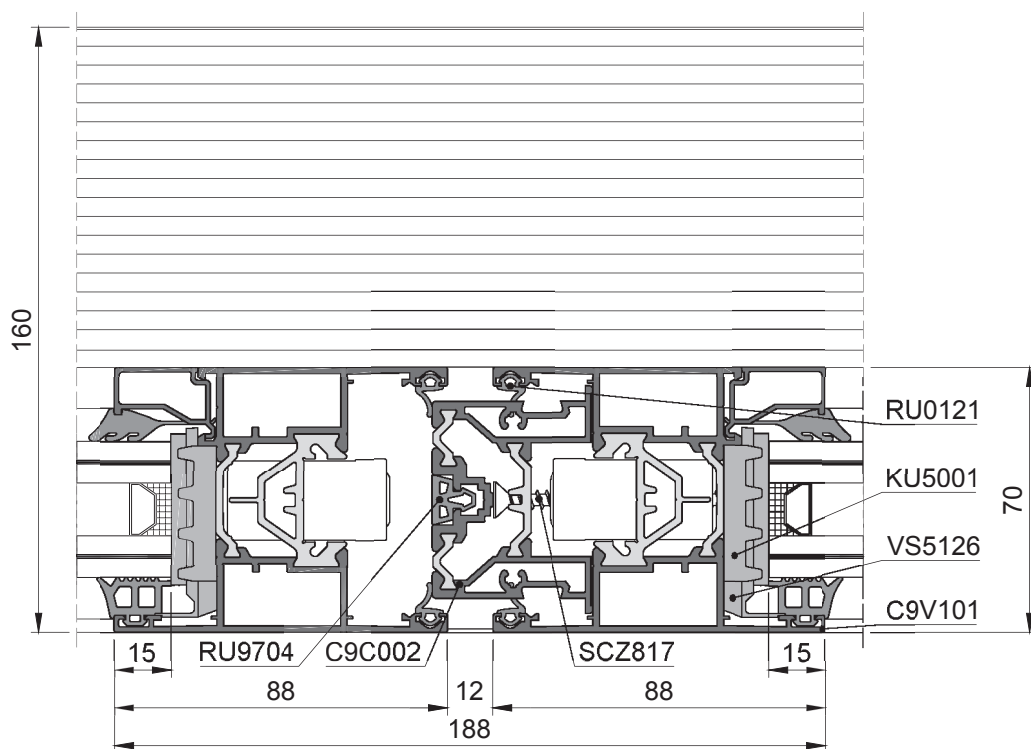
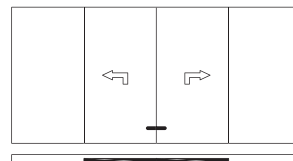
Settembre 2019

H - Nodi

H37

1 binario - Alzante scorrevole - Taglio a 45°

C9V101/C9V102-C9K014 - 4 ANTE



H - Nodi

 C160S-SEC-064

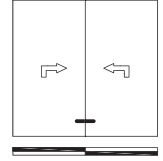
H38

Settembre 2019

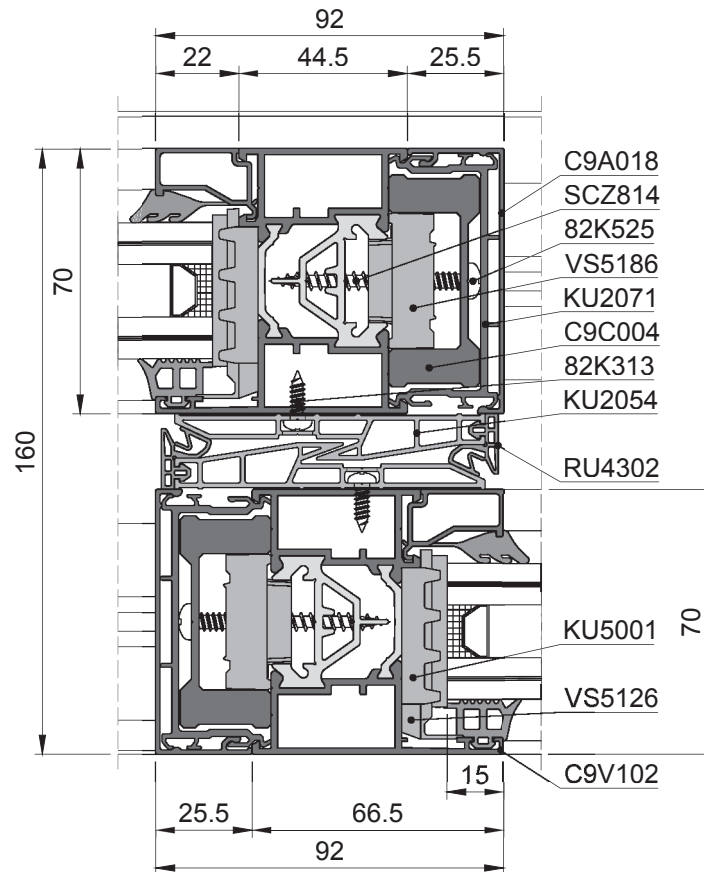
domal 

Rinforzo interno incontro

C9V102-C9C004

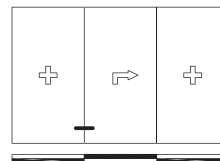


 50%

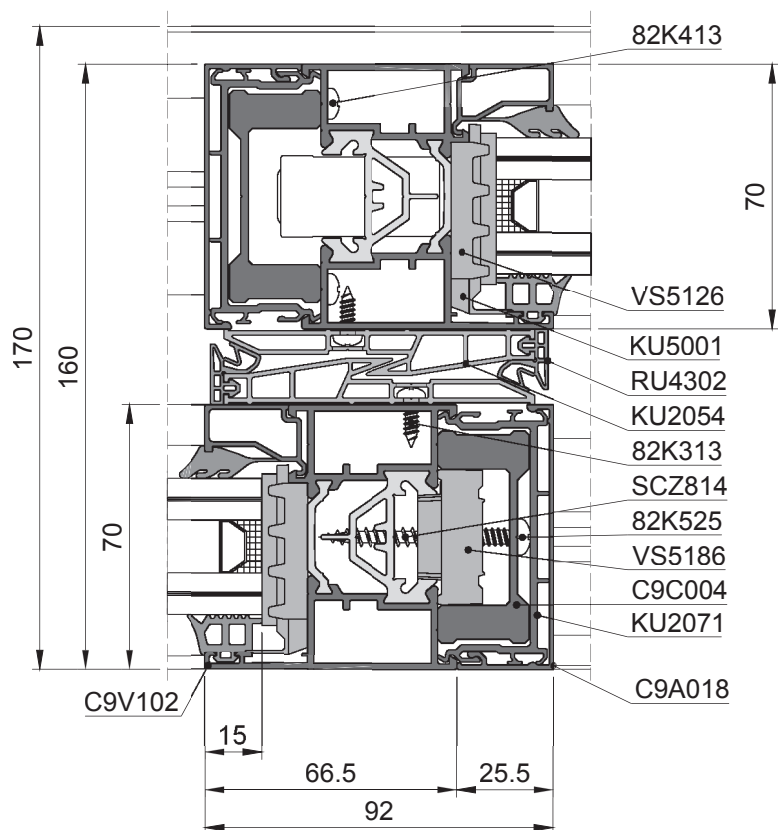


Rinforzo interno incontro

C9V102-C9C004

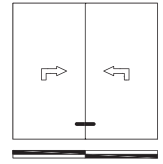


50%

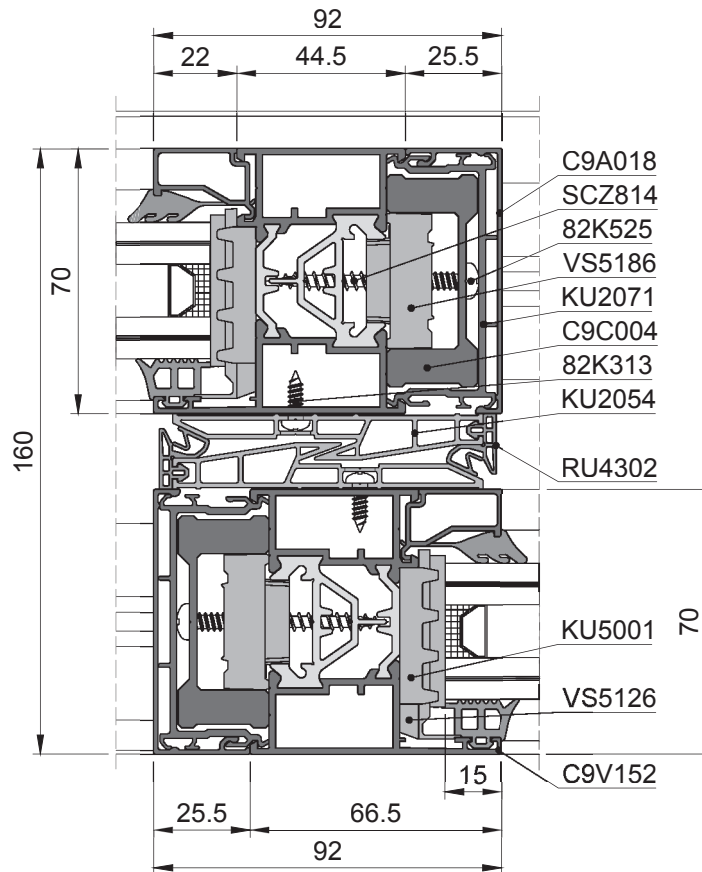


Rinforzo interno incontro

C9V152-C9C004

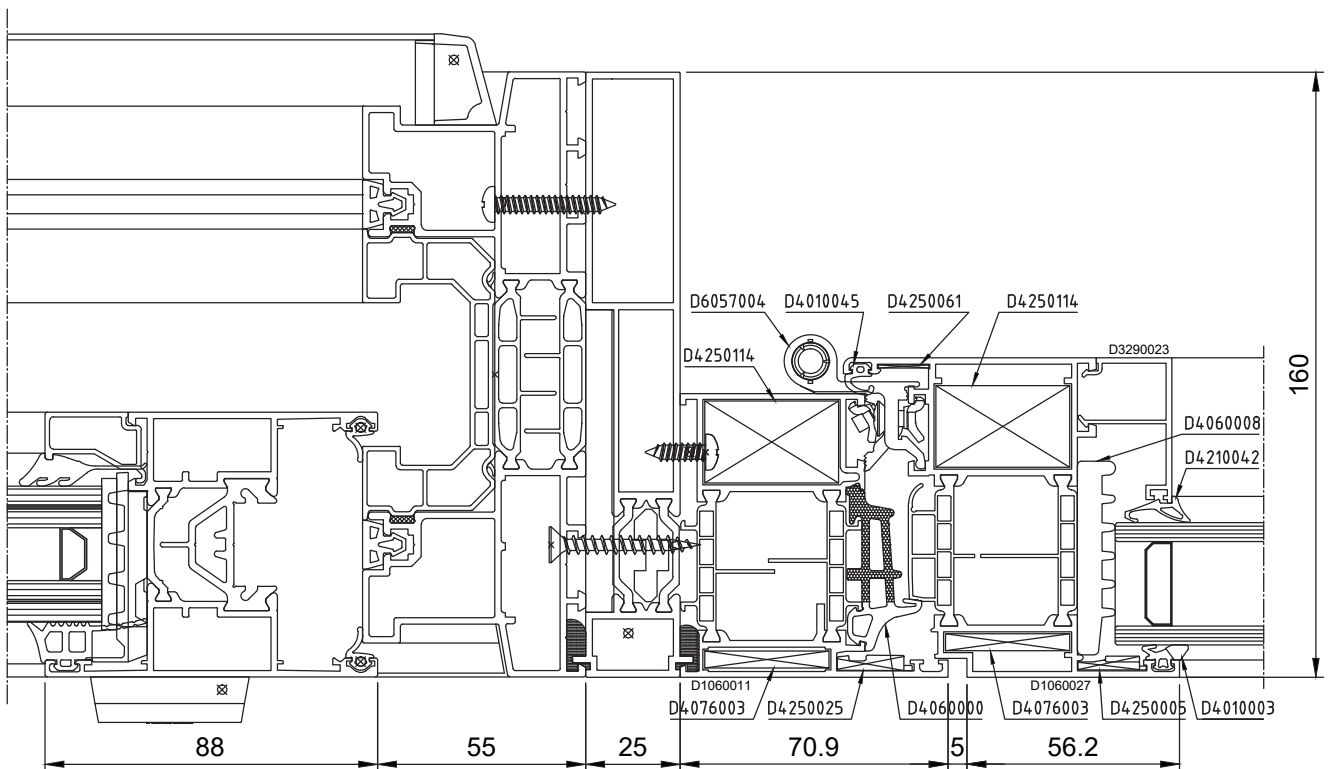
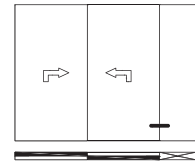


 50%



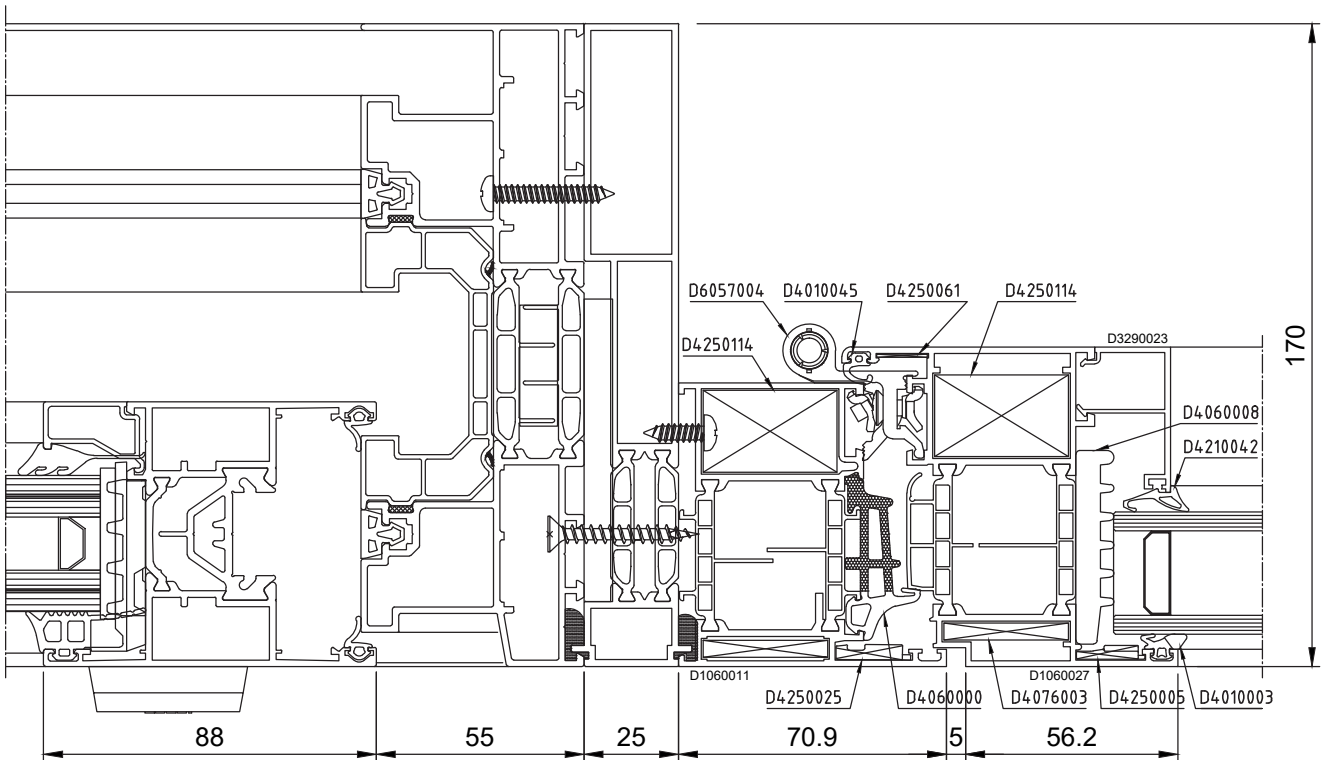
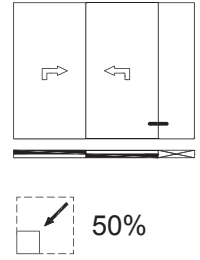
Accoppiamento con profili A70

C9K024-Z9C048-A7K002



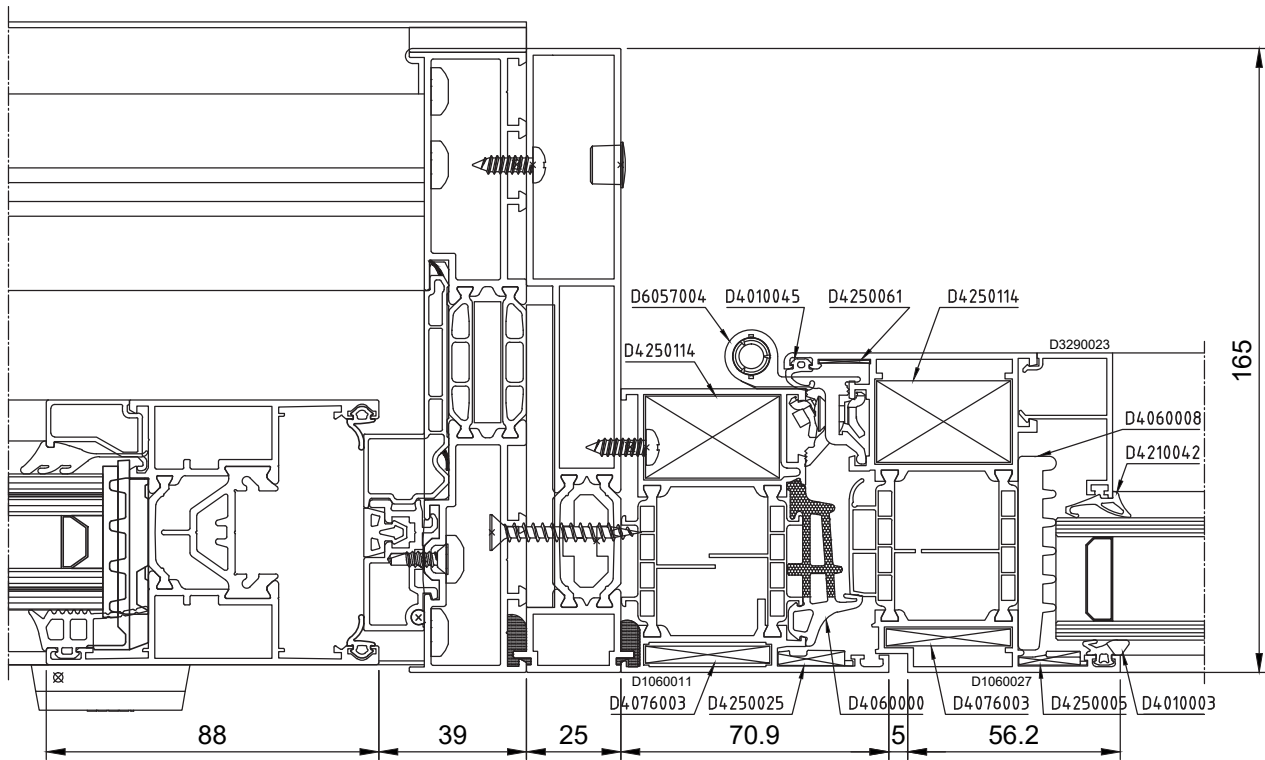
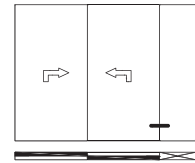
Accoppiamento con profili A70

C9K026-Z9C050-A7K002



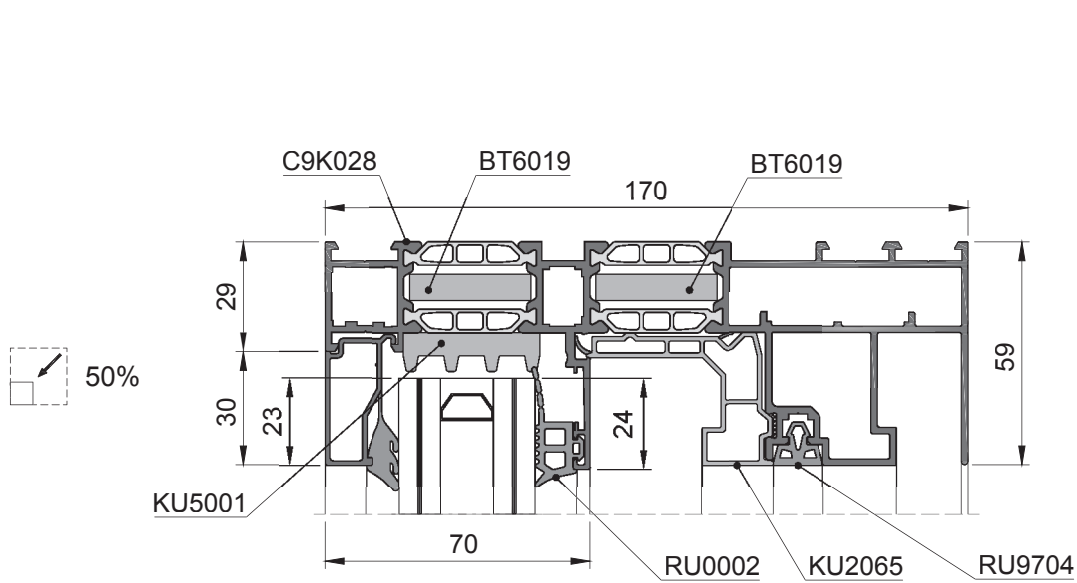
Accoppiamento con profili A70

C9K121-Z9C049-A7K002



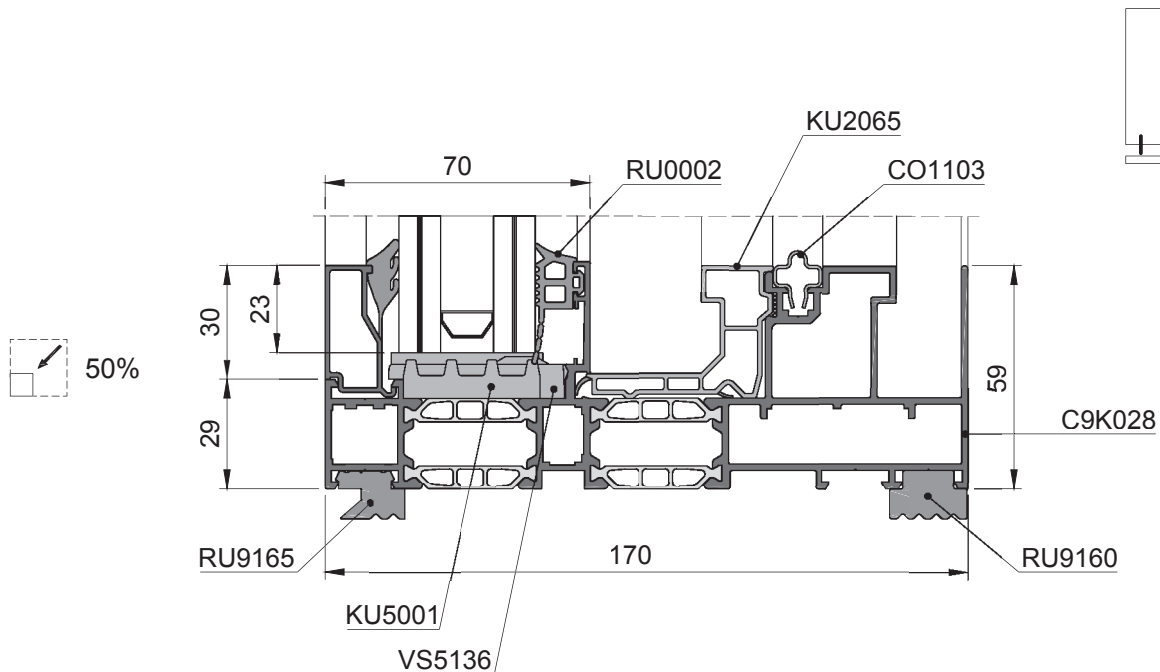
1 binario - Alzante scorrevole - C9K028

C9V101-C9K028 - SUPERIORE SINISTRO



 C160S-SEC-530

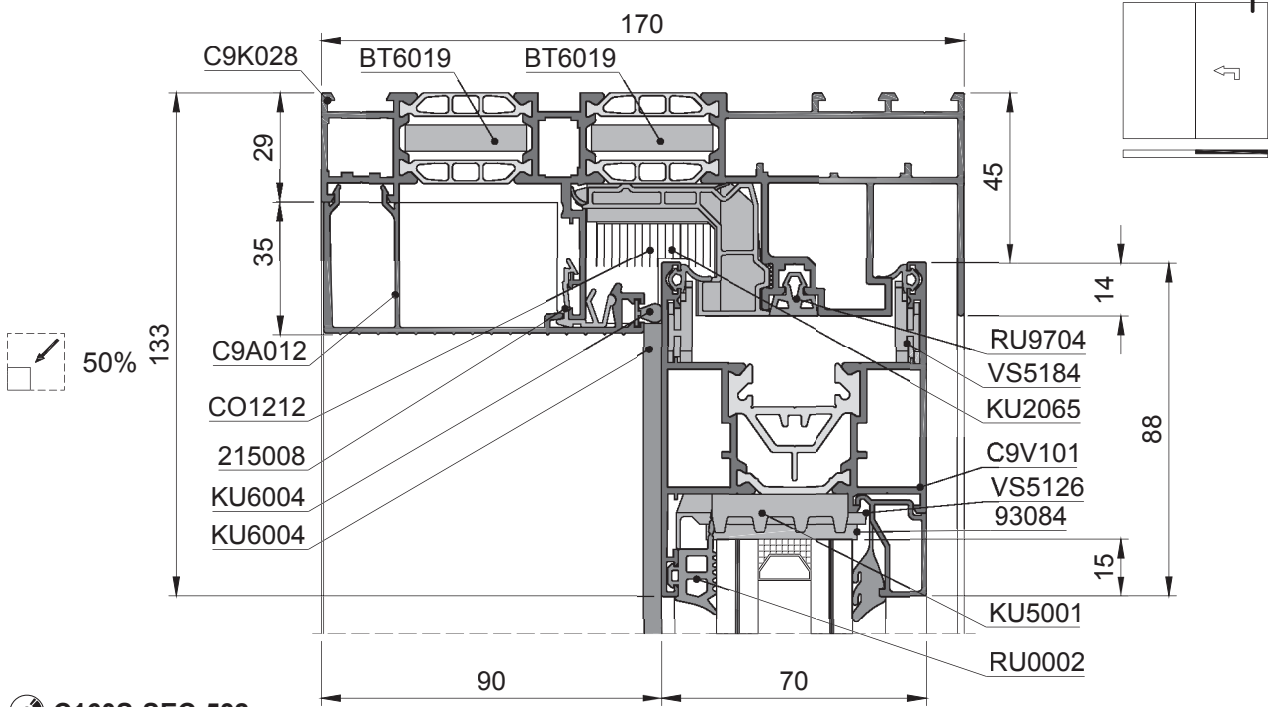
C9V101-C9K028 - INFERIORE SINISTRO



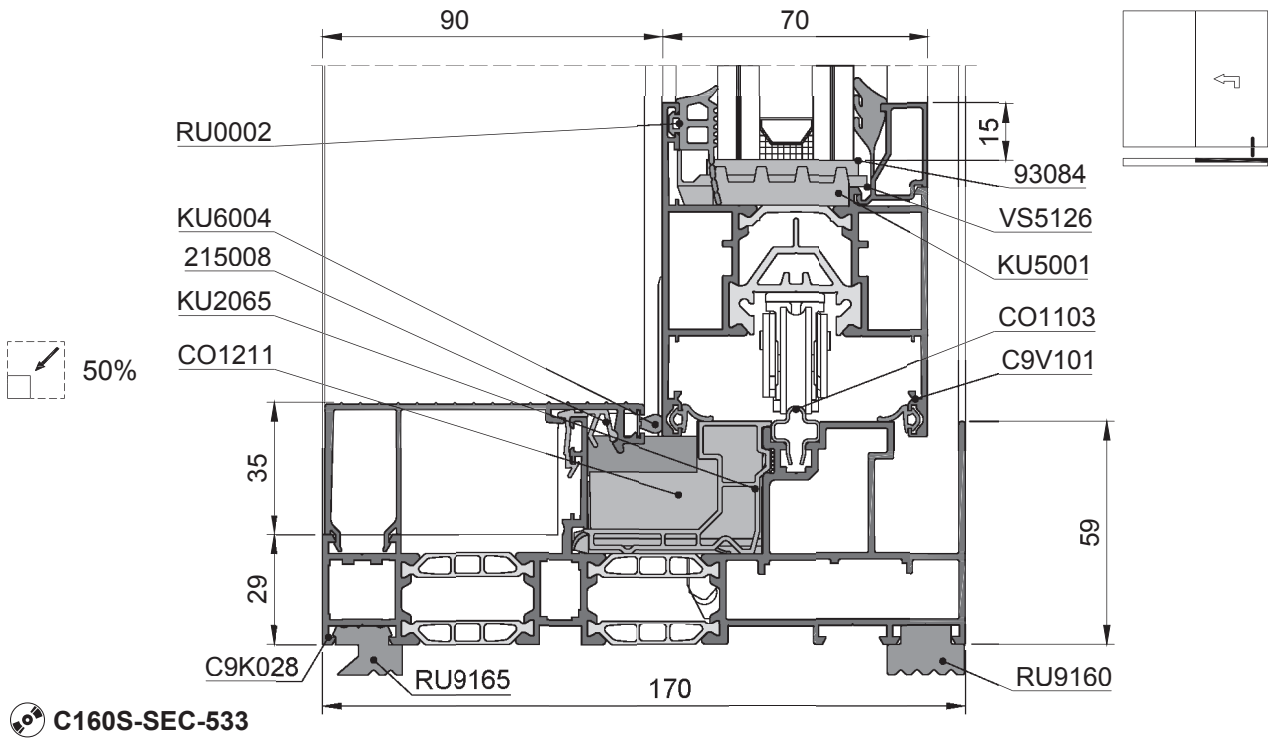
 C160S-SEC-531

1 binario - Alzante scorrevole - C9K028

C9V101-C9K028 - SUPERIORE DESTRO

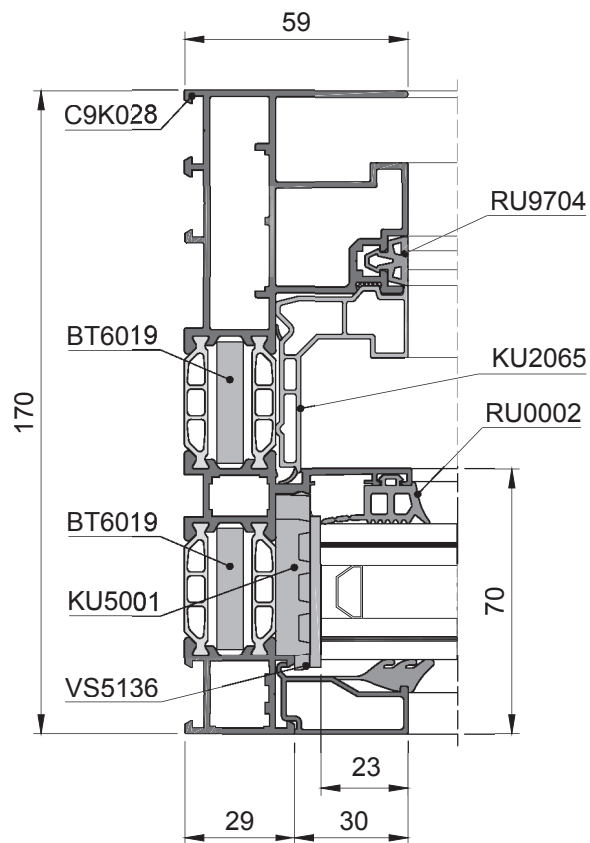
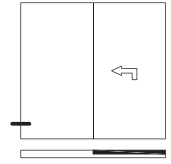


C9V101-C9K028 - INFERIORE DESTRO



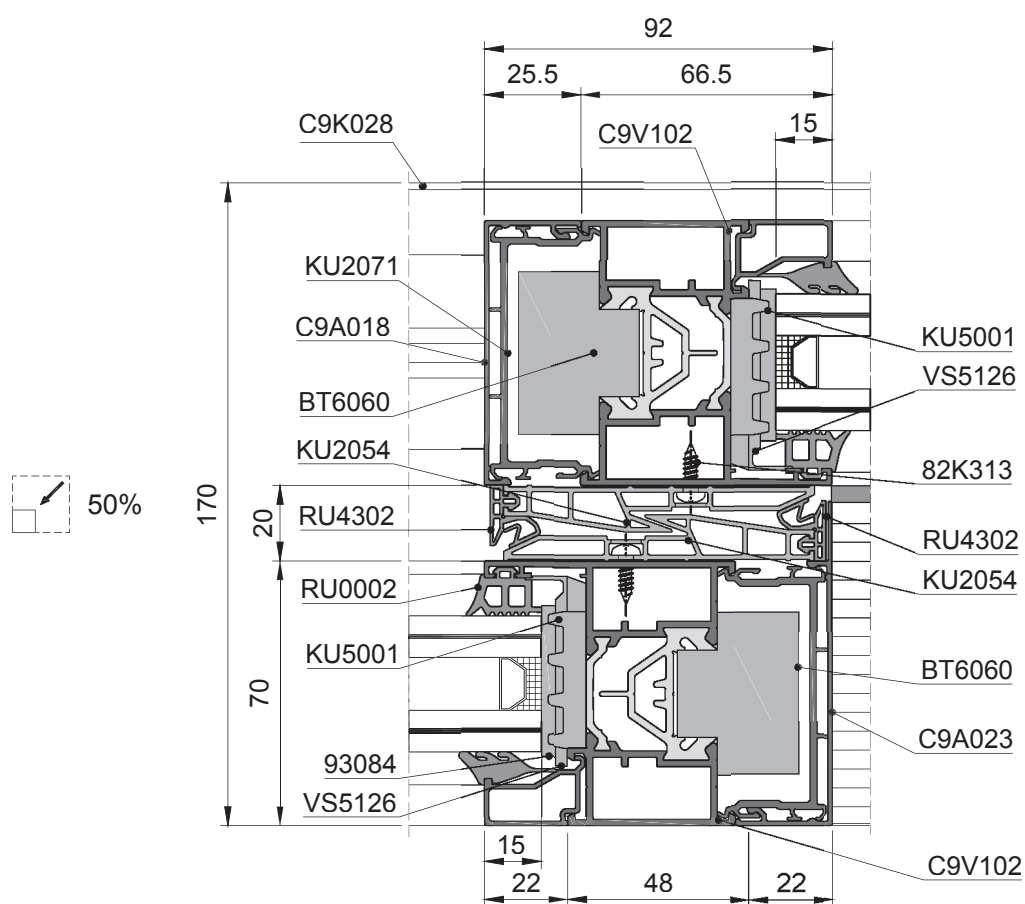
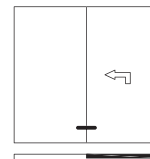
1 binario - Alzante scorrevole - C9K028

C9V101-C9K028 - SINISTRO



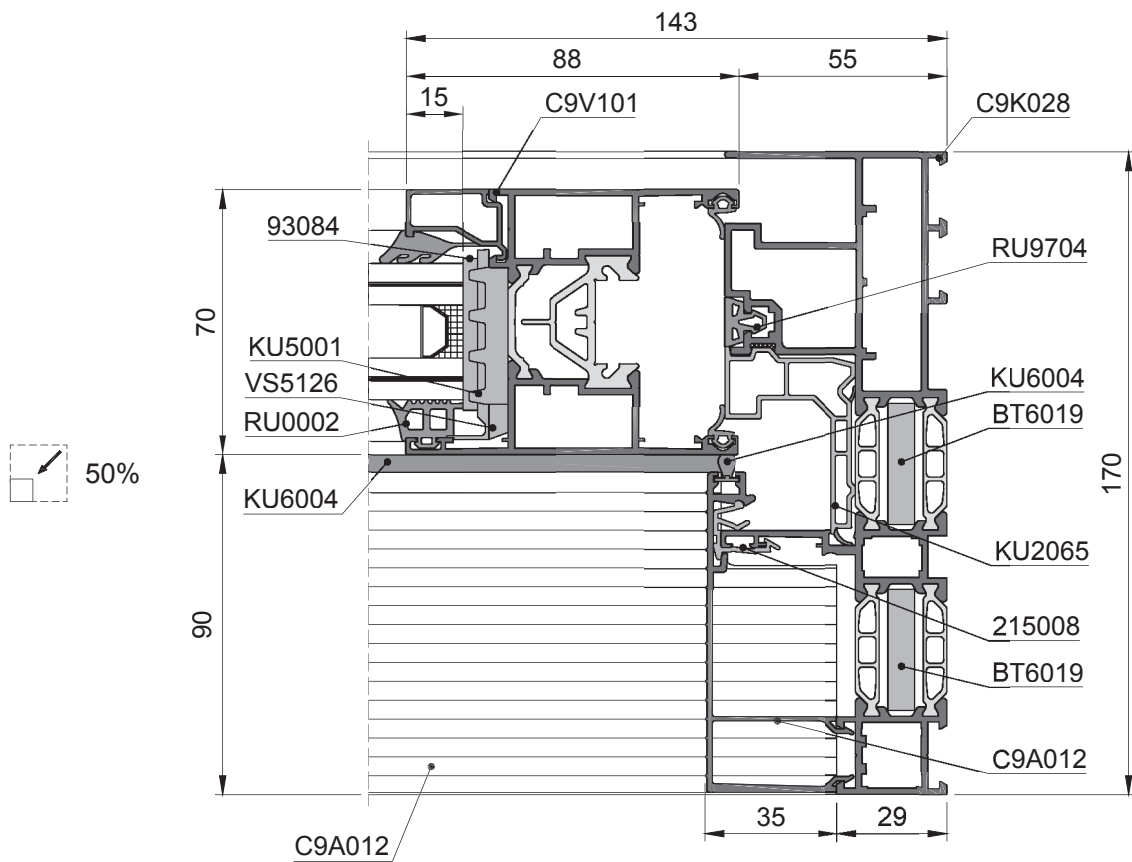
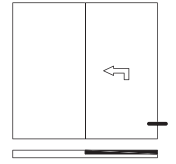
1 binario - Alzante scorrevole - C9K028

C9V101-C9K028 - CENTRALE



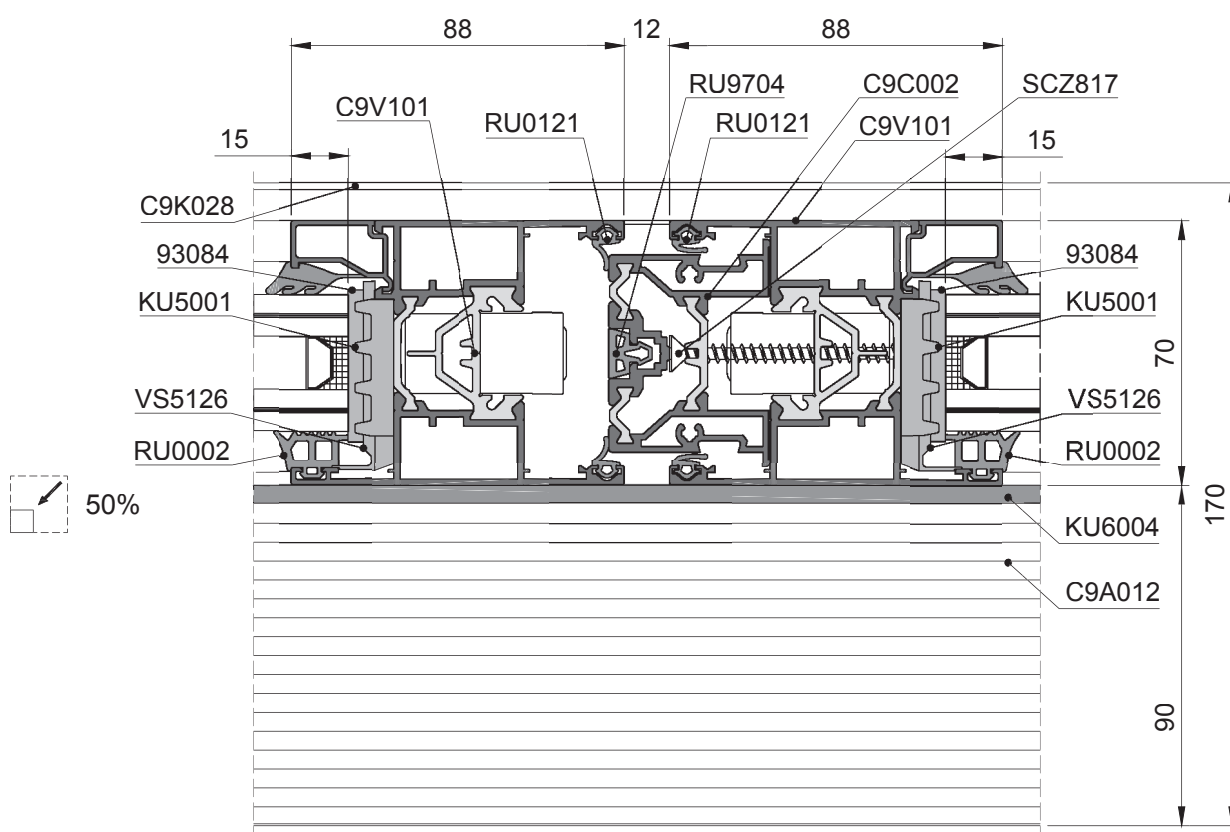
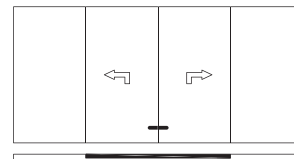
1 binario - Alzante scorrevole - C9K028

C9V101-C9K028 - DESTRO



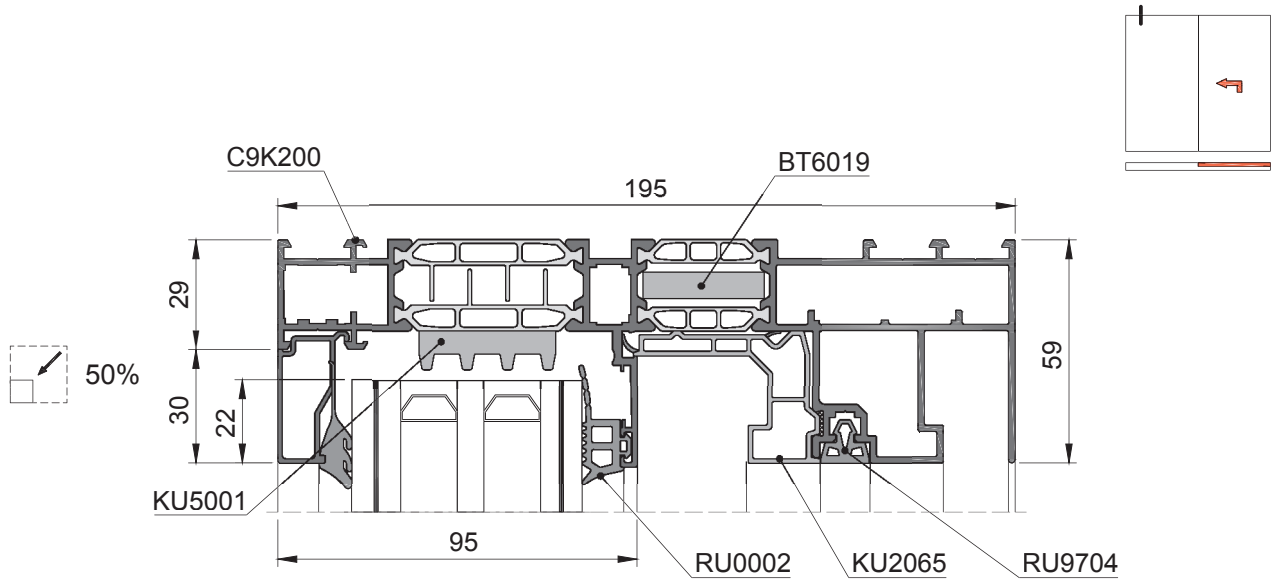
1 binario - Alzante scorrevole - C9K028

C9V101-C9K028 - 4 ANTE



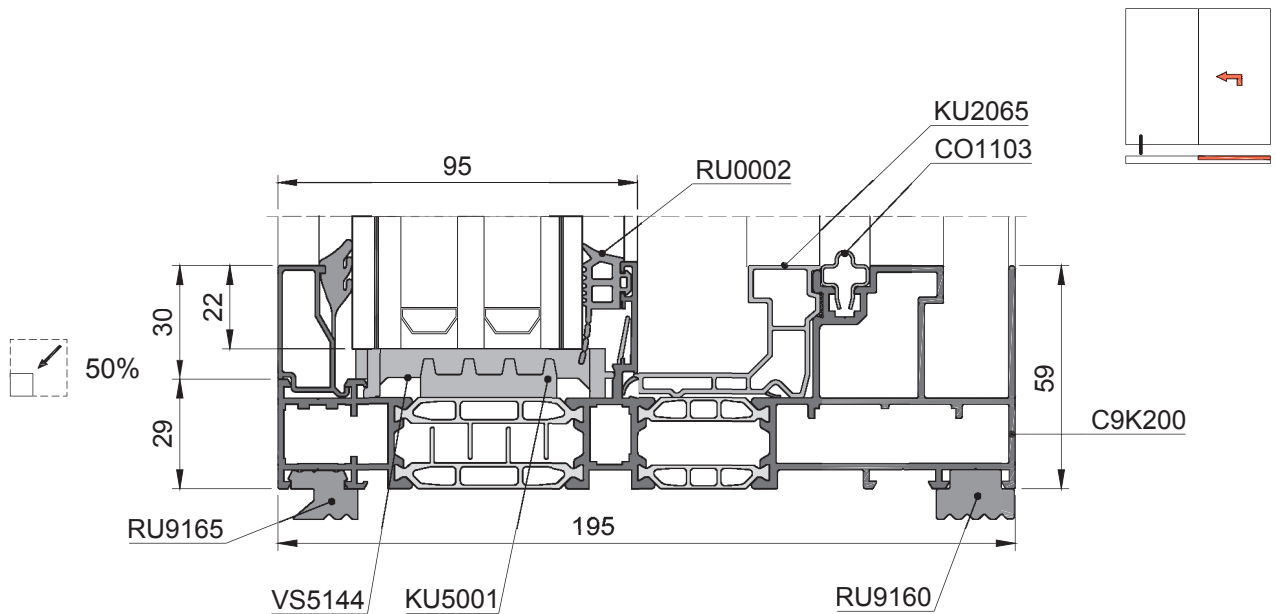
1 binario - Alzante scorrevole - C9K200

C9V101-C9K200 - SUPERIORE SINISTRO



 C160S-SEC-510

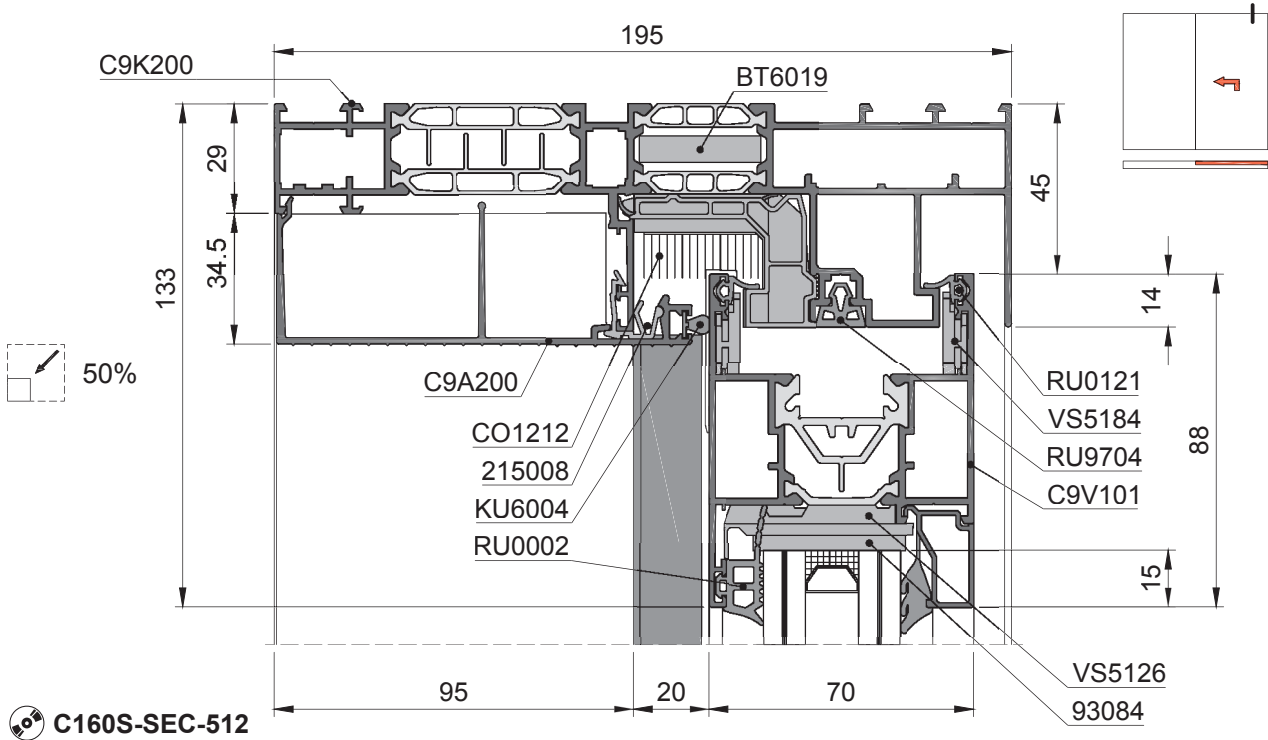
C9V101-C9K200 - INFERIORE SINISTRO



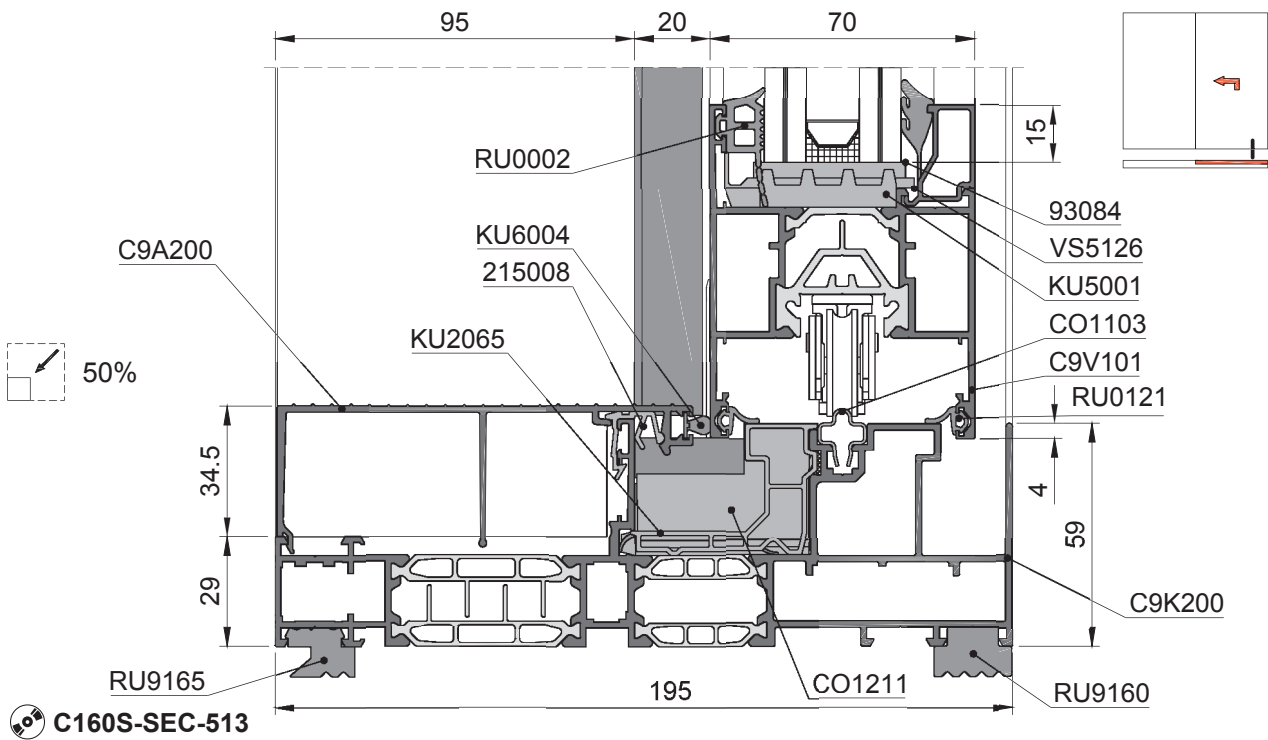
 C160S-SEC-511

1 binario - Alzante scorrevole - C9K200

C9V101-C9K200 - SUPERIORE DESTRO



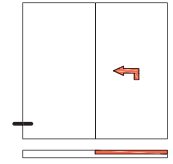
C9V101-C9K200 - INFERIORE DESTRO



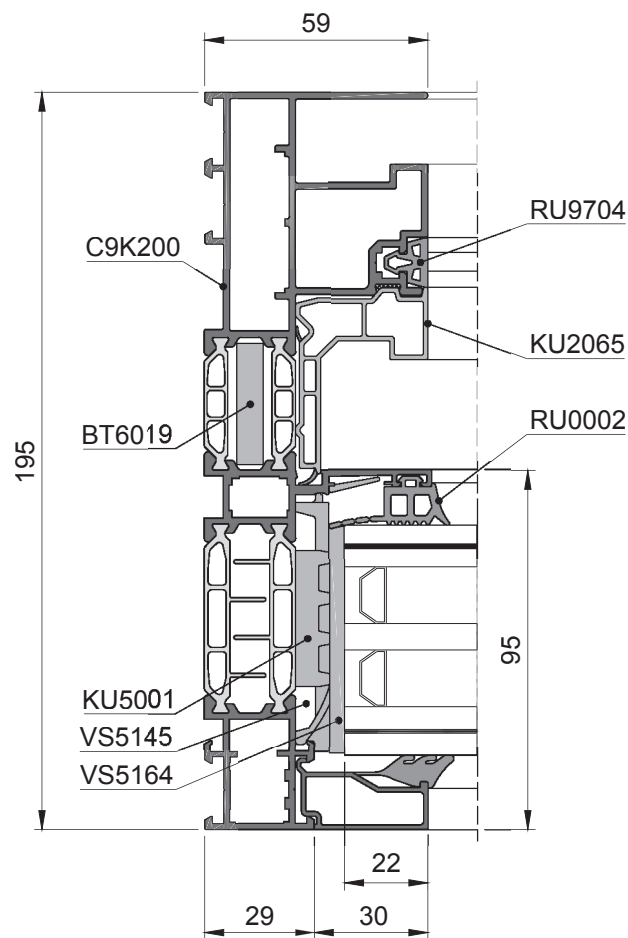
Domal C160 Smartline

1 binario - Alzante scorrevole - C9K200

C9V101-C9K200 - SINISTRO



 50%



 C160S-SEC-514

domal 

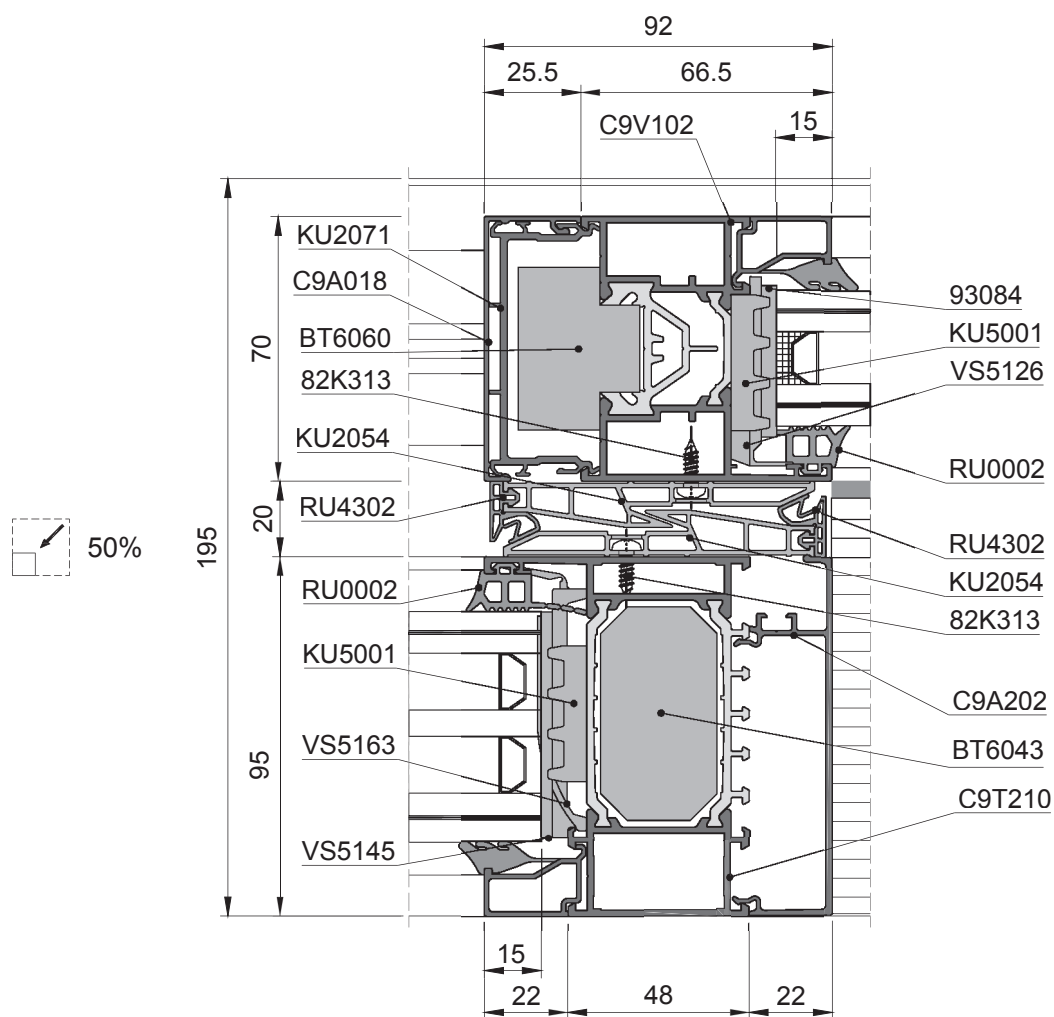
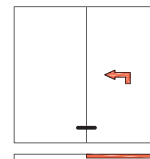
Settembre 2019

H - Nodi

H53

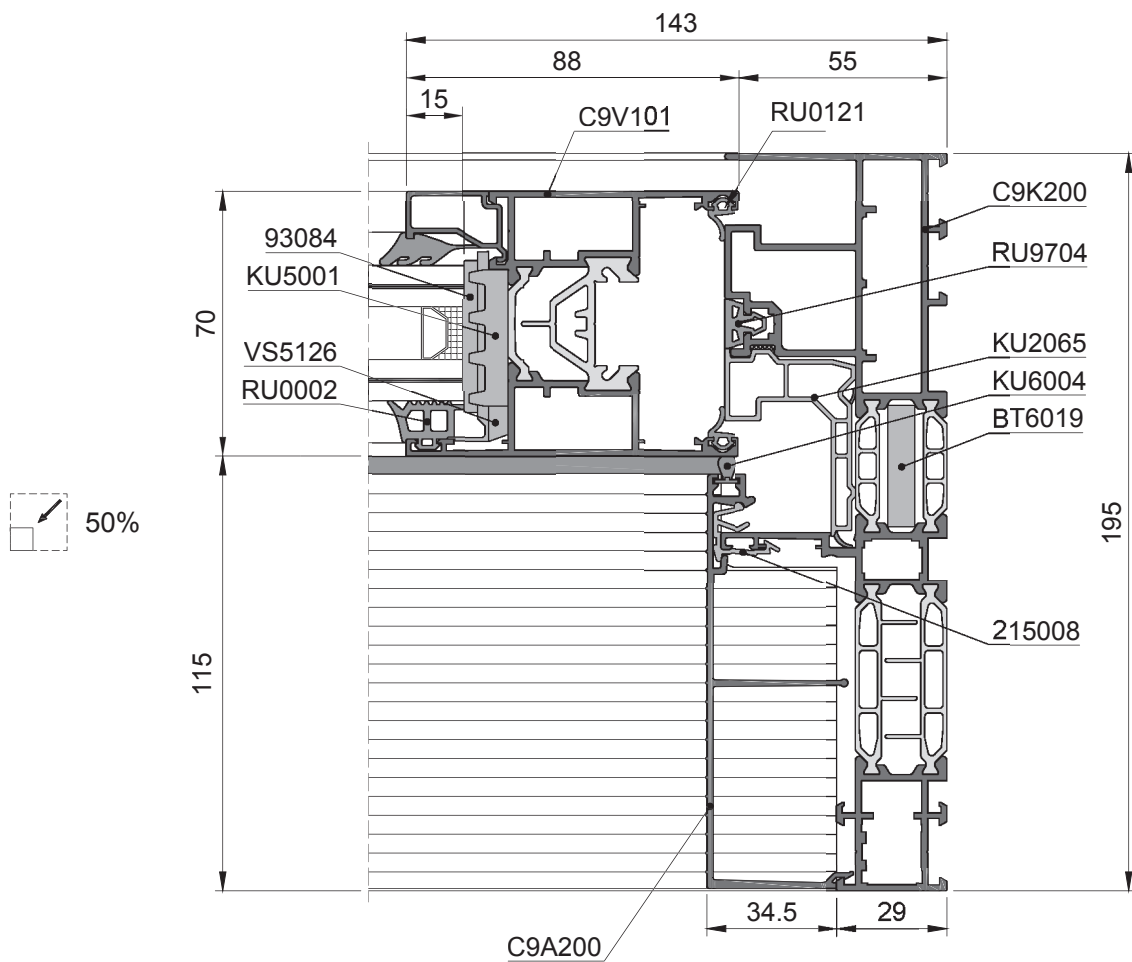
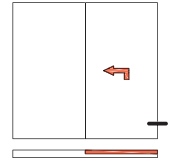
1 binario - Alzante scorrevole - C9K200

C9V101-C9K200 - CENTRALE



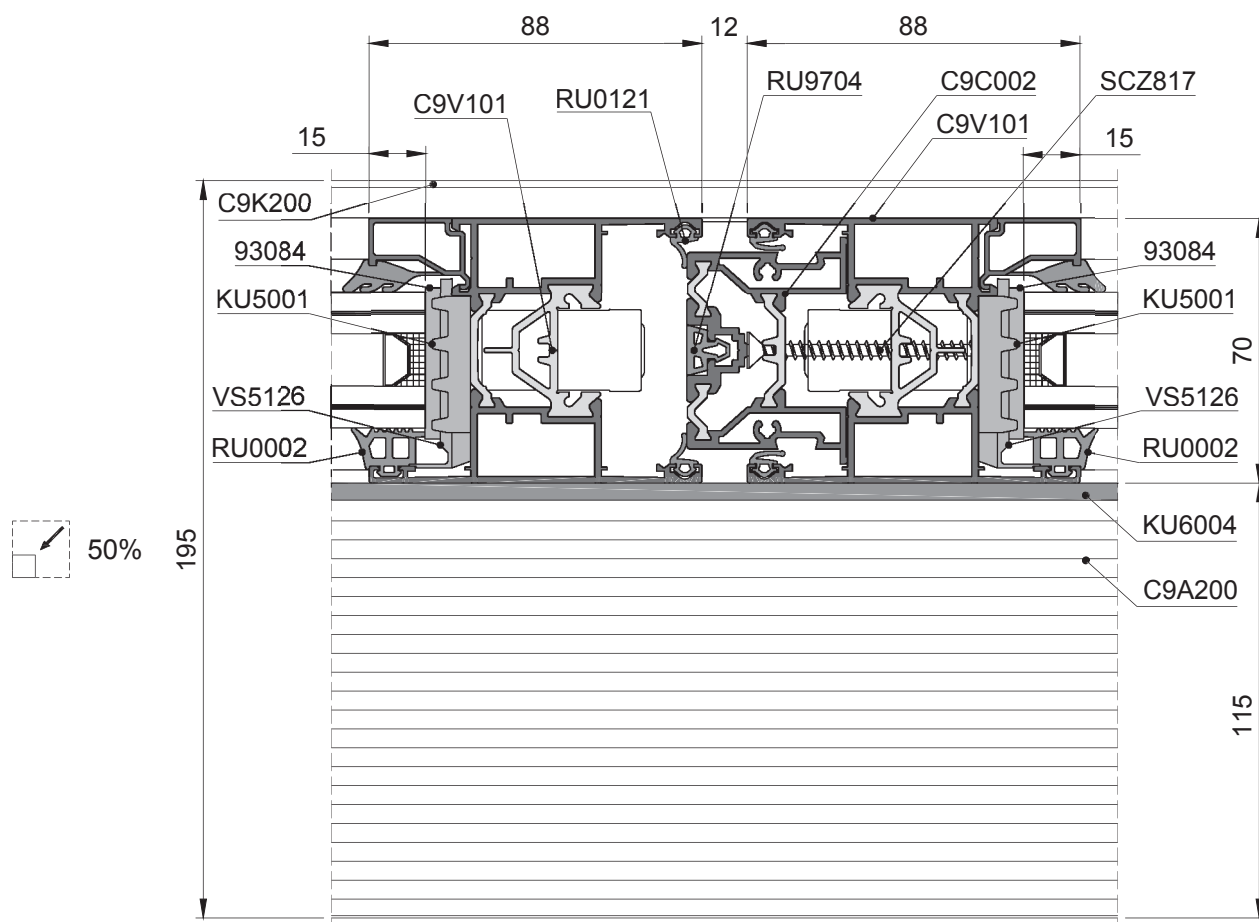
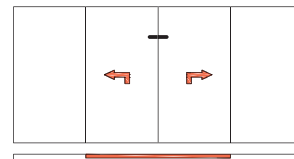
1 binario - Alzante scorrevole - C9K200

C9V101-C9K200 - DESTRO



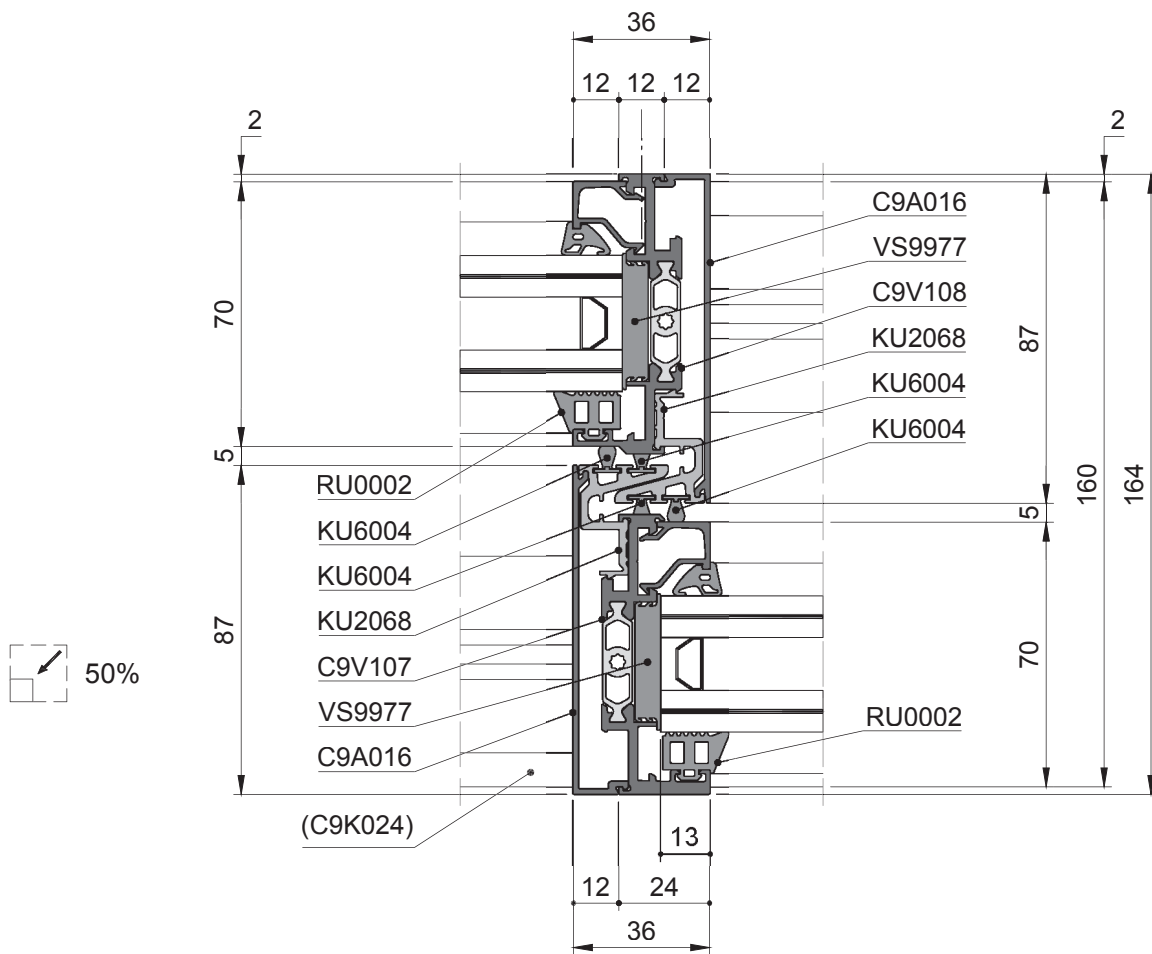
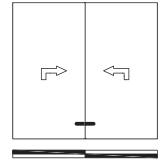
1 binario - Alzante scorrevole - C9K200

C9V101-C9K200 - 4 ANTE



2 binari (C9K024) - Incontro ridotto

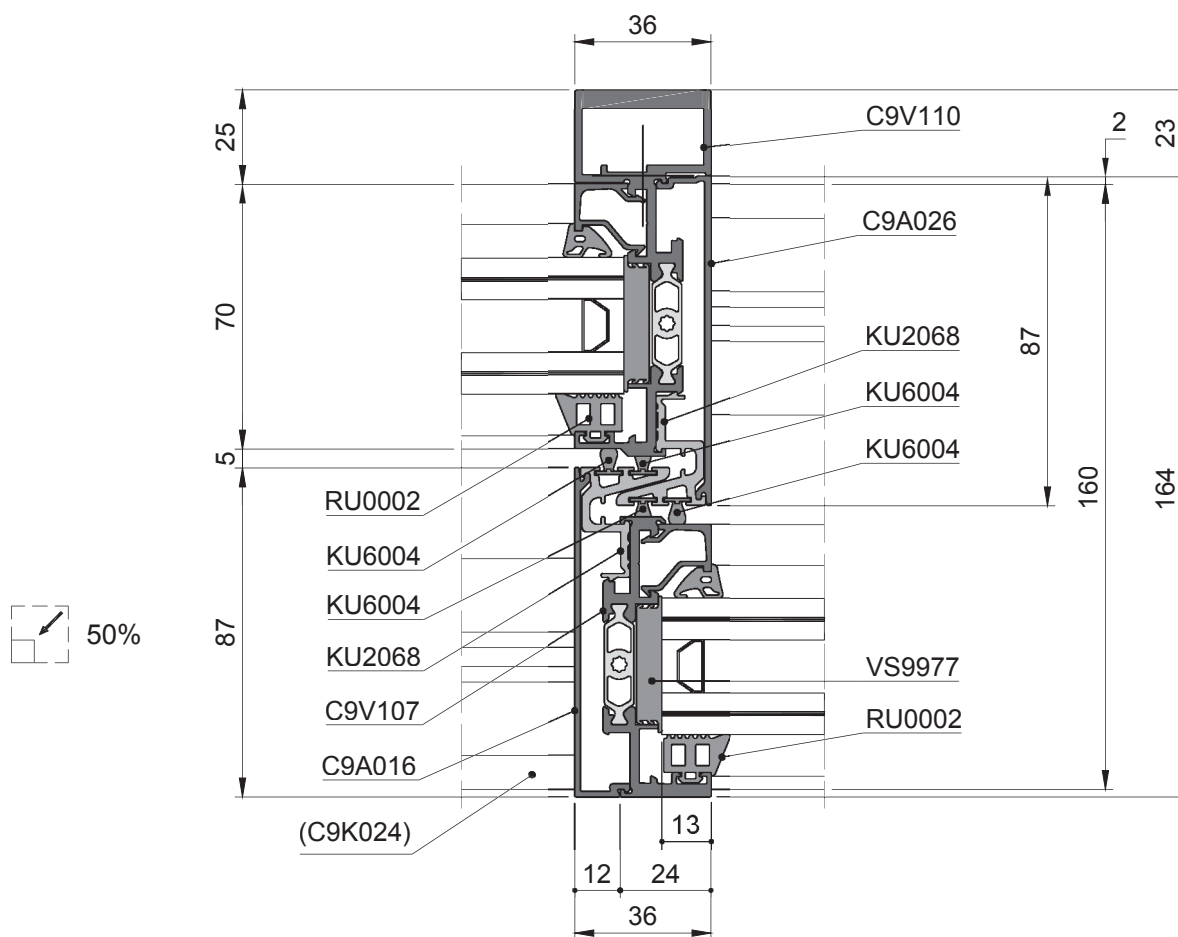
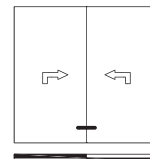
CENTRALE



 C160S-SEC-800

2 binari (C9K024) - Incontro ridotto

CENTRALE - RINFORZO INTERNO



H - Nodi

 C160S-SEC-801

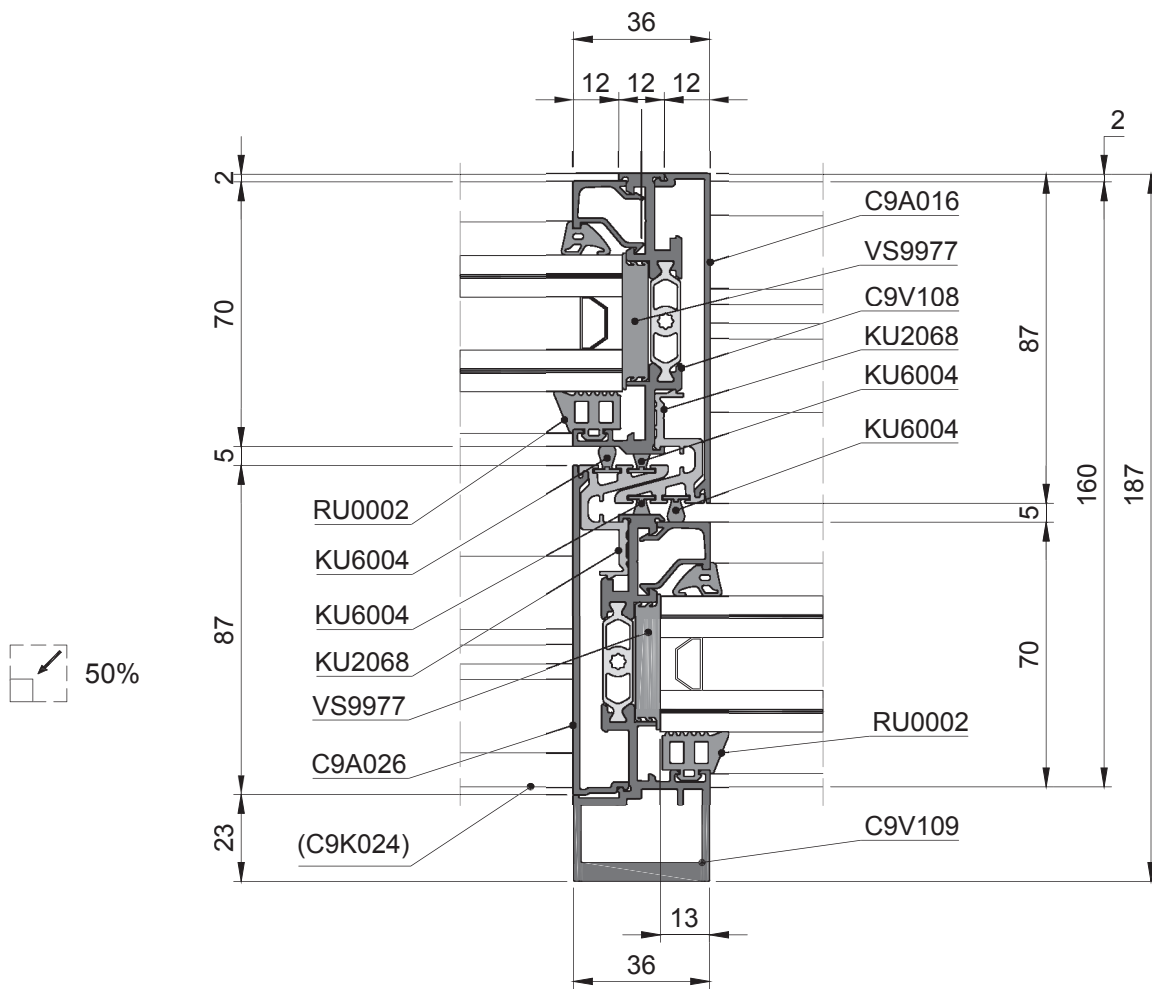
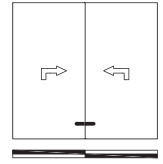
H58

Settembre 2019



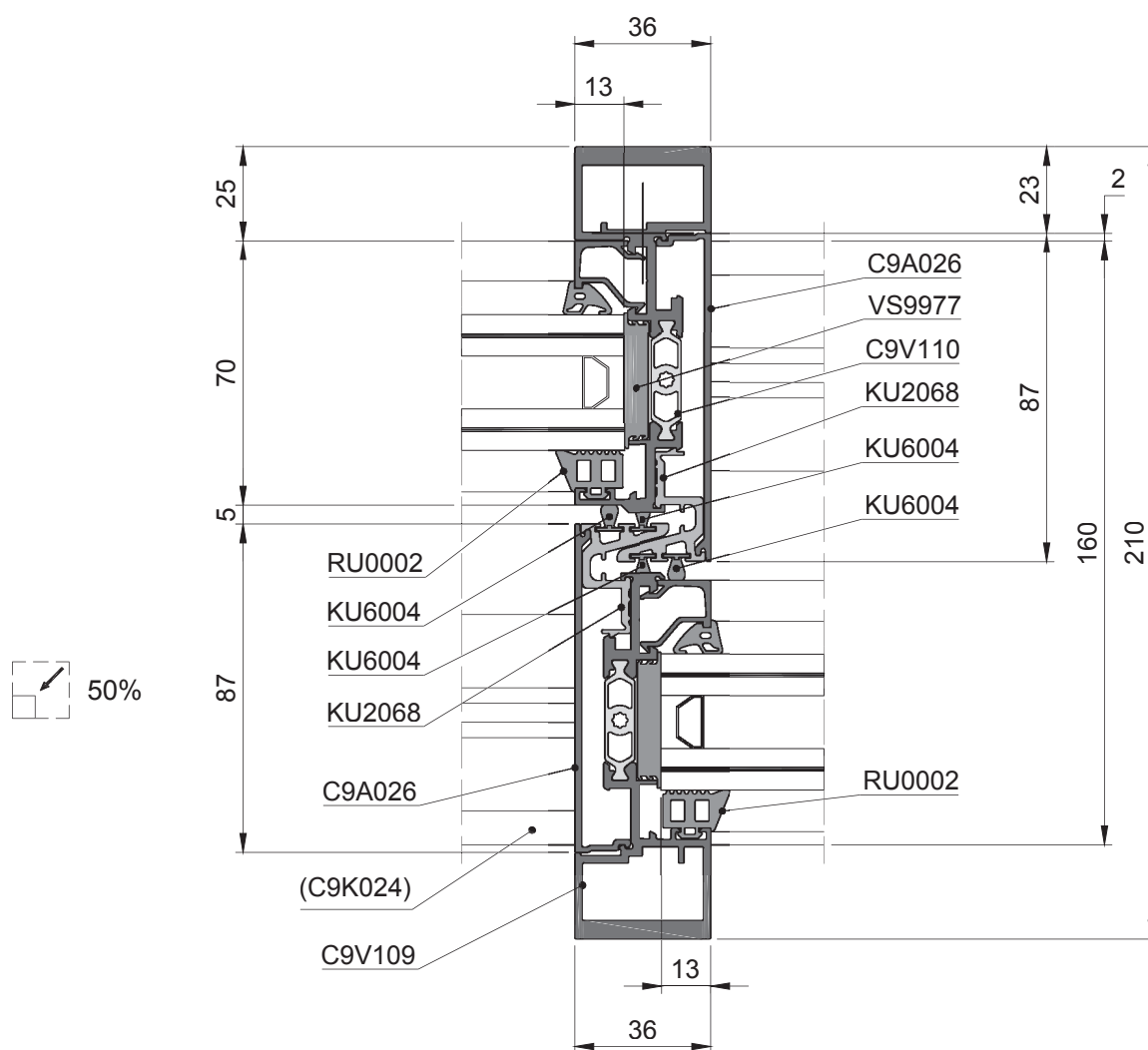
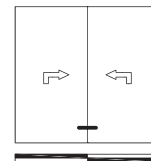
2 binari (C9K024) - Incontro ridotto

CENTRALE - RINFORZO ESTERNO



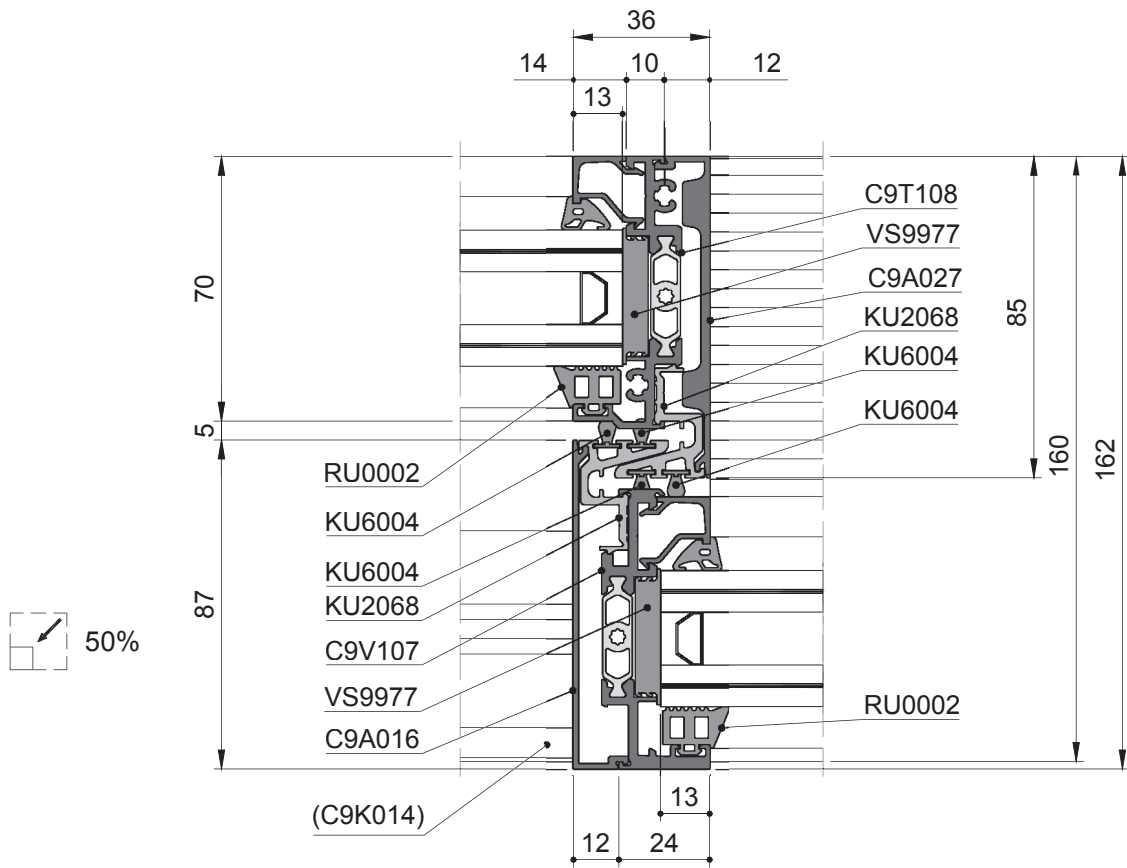
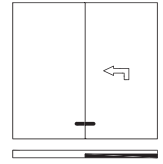
2 binari (C9K024) - Incontro ridotto

CENTRALE - RINFORZO INTERNO ED ESTERNO



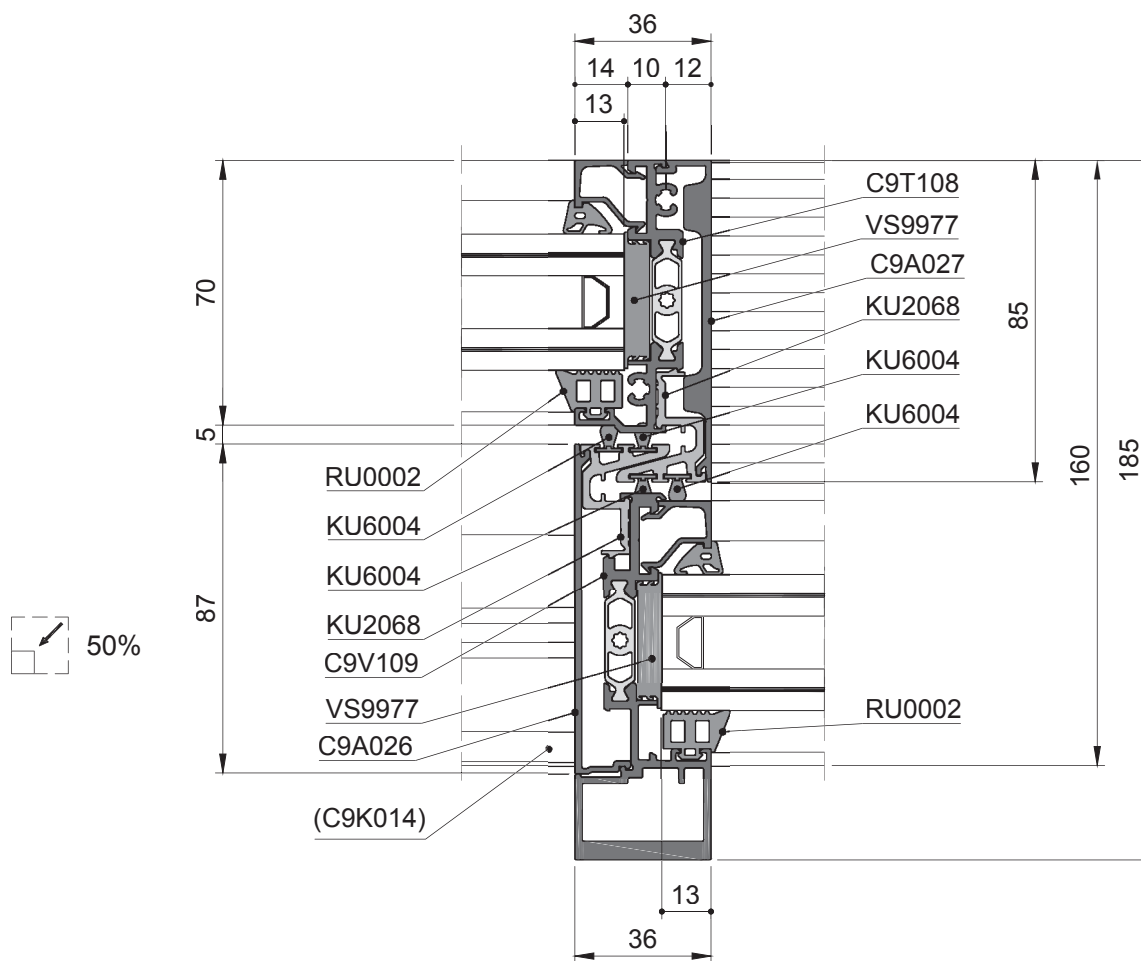
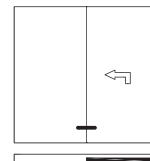
1 binario (C9K014) - Incontro ridotto

CENTRALE



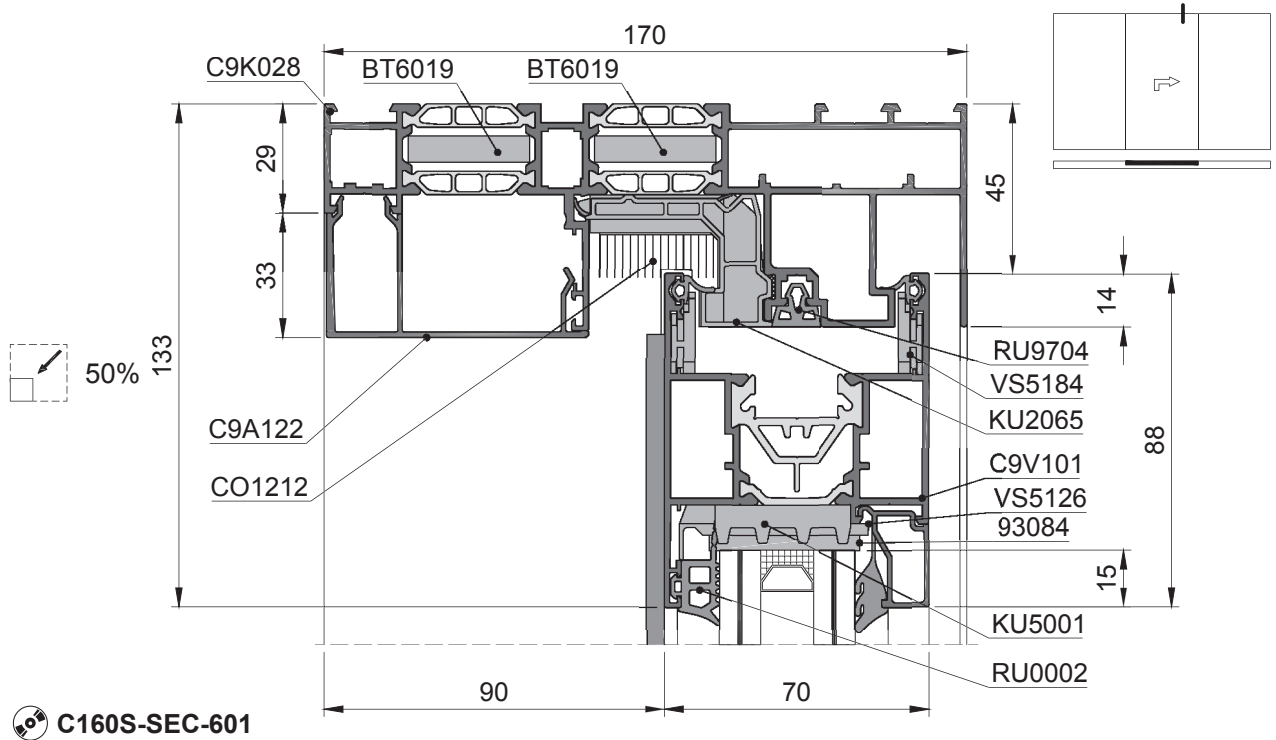
1 binario (C9K014) - Incontro ridotto

CENTRALE - RINFORZO ESTERNO

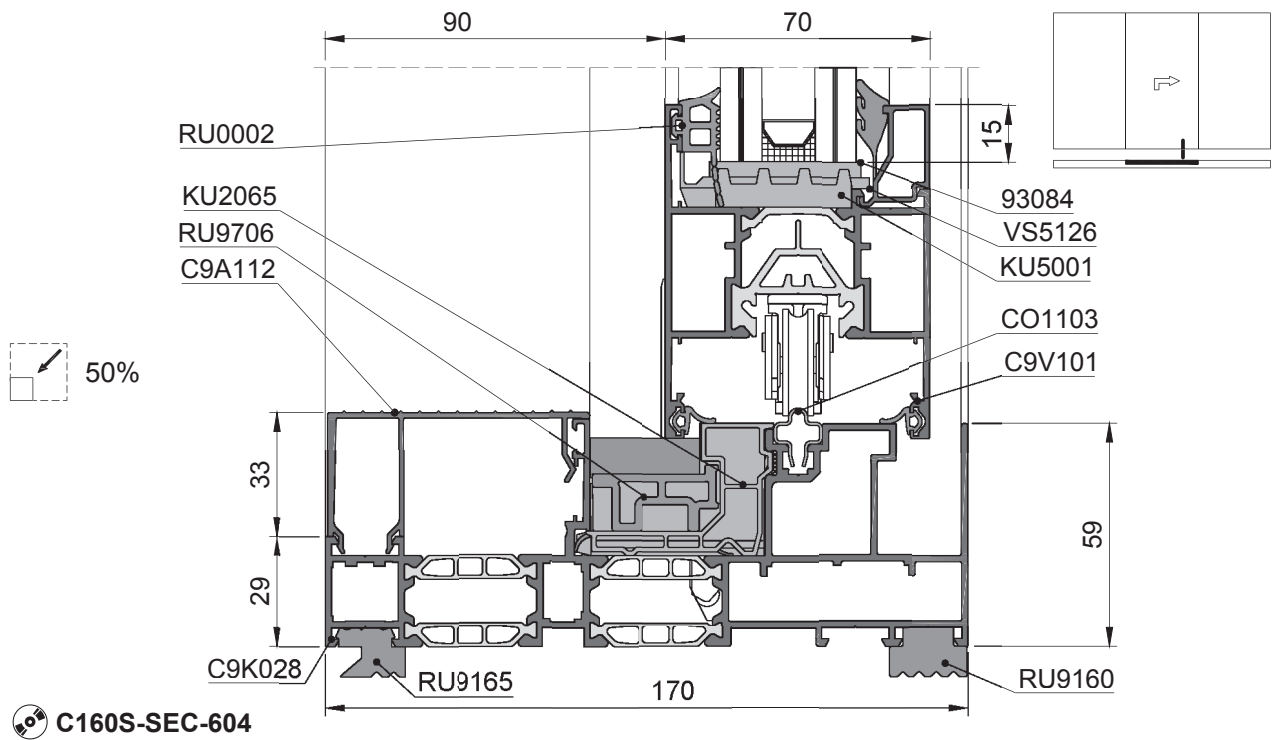


Invertito - Alzante scorrevole (C9K028)

C9V101-C9K028 - SUPERIORE DESTRO

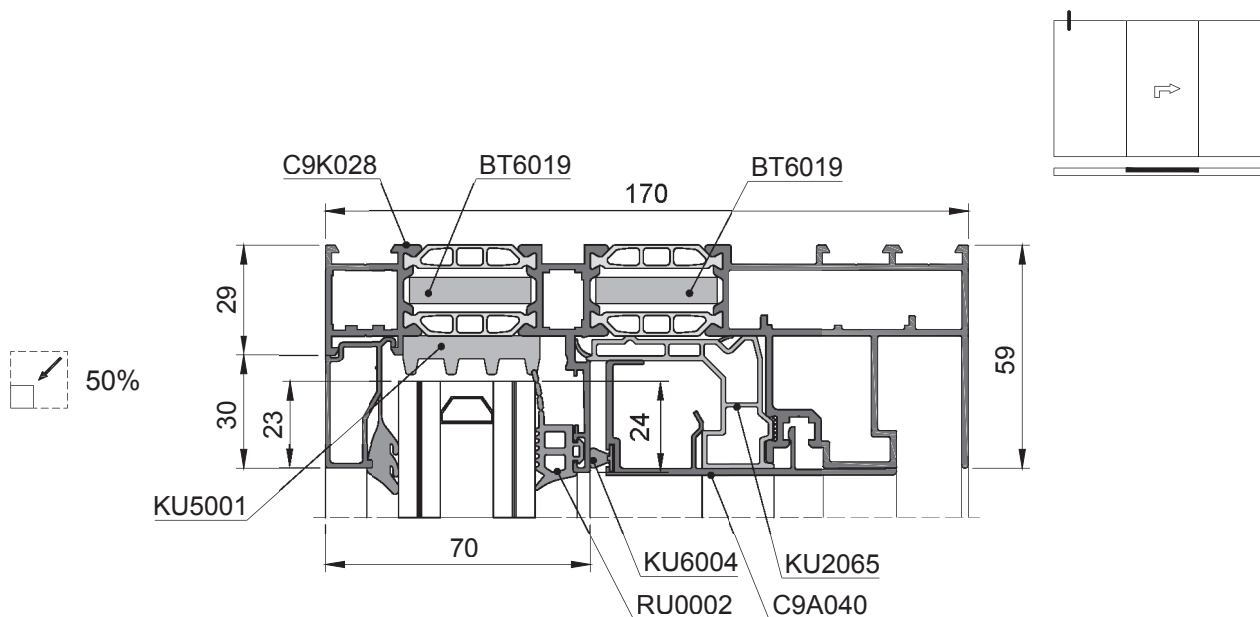


C9V101-C9K028 - INFERIORE DESTRO



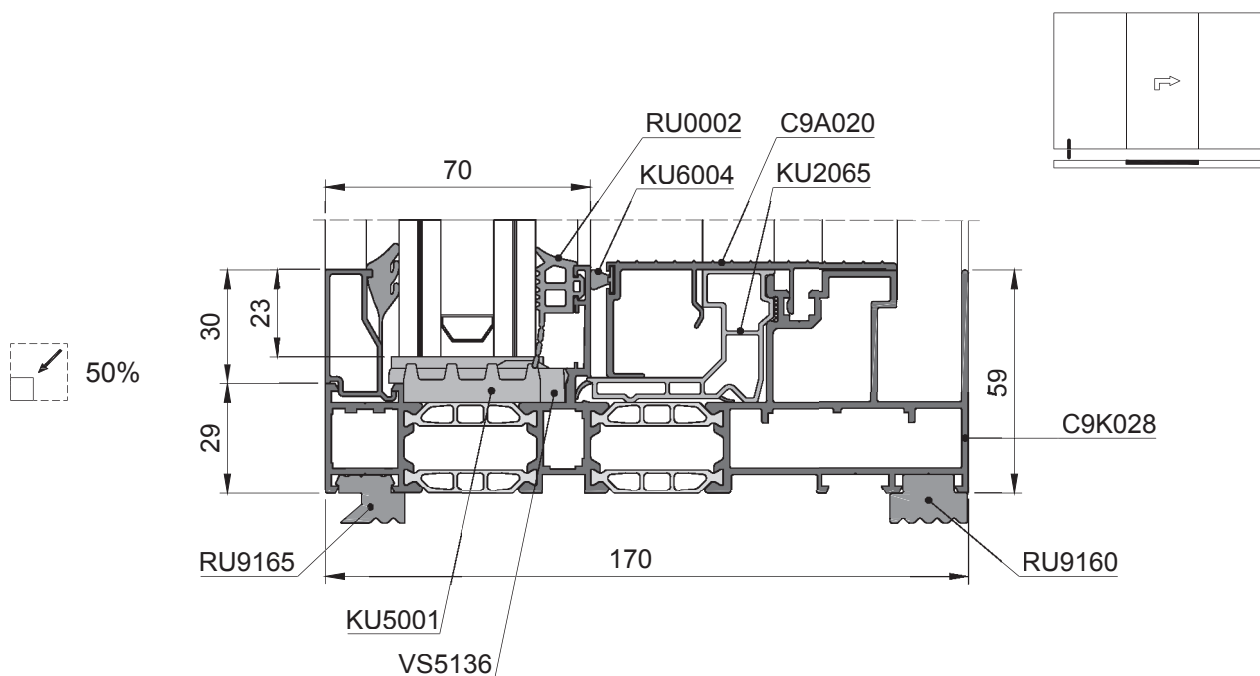
Invertito - Alzante scorrevole (C9K028)

C9V101-C9K028 - SUPERIORE SINISTRO



C160S-SEC-600

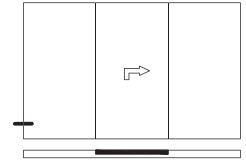
C9V101-C9K028 - INFERIORE SINISTRO



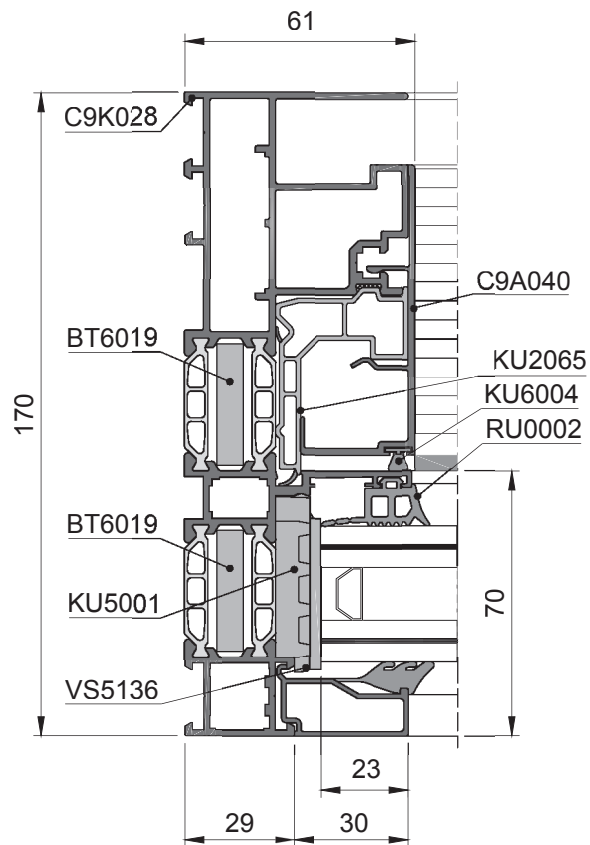
C160S-SEC-603

Invertito - Alzante scorrevole (C9K028)

C9V101-C9K028 - SINISTRO

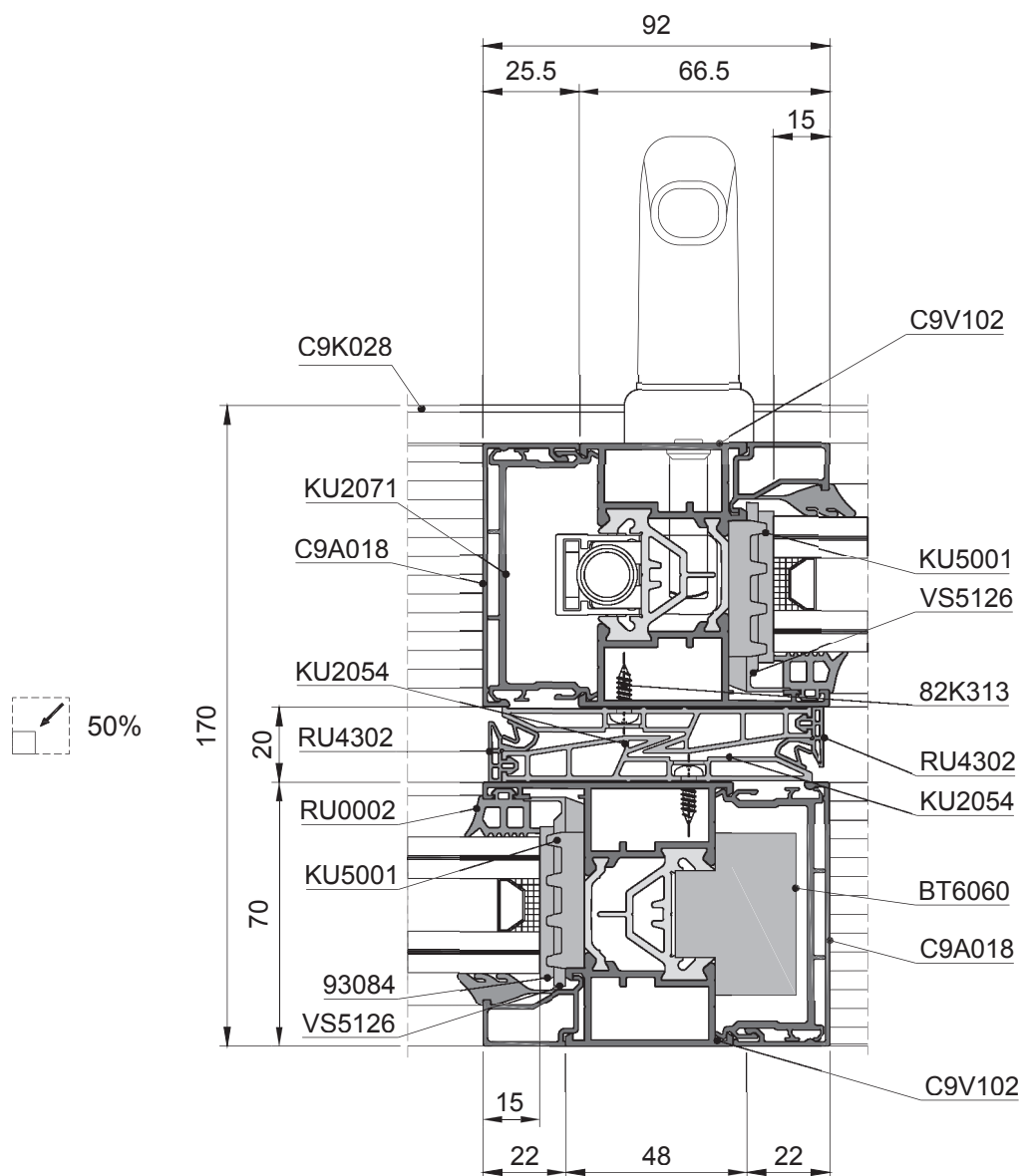
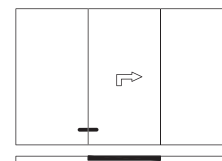


 50%



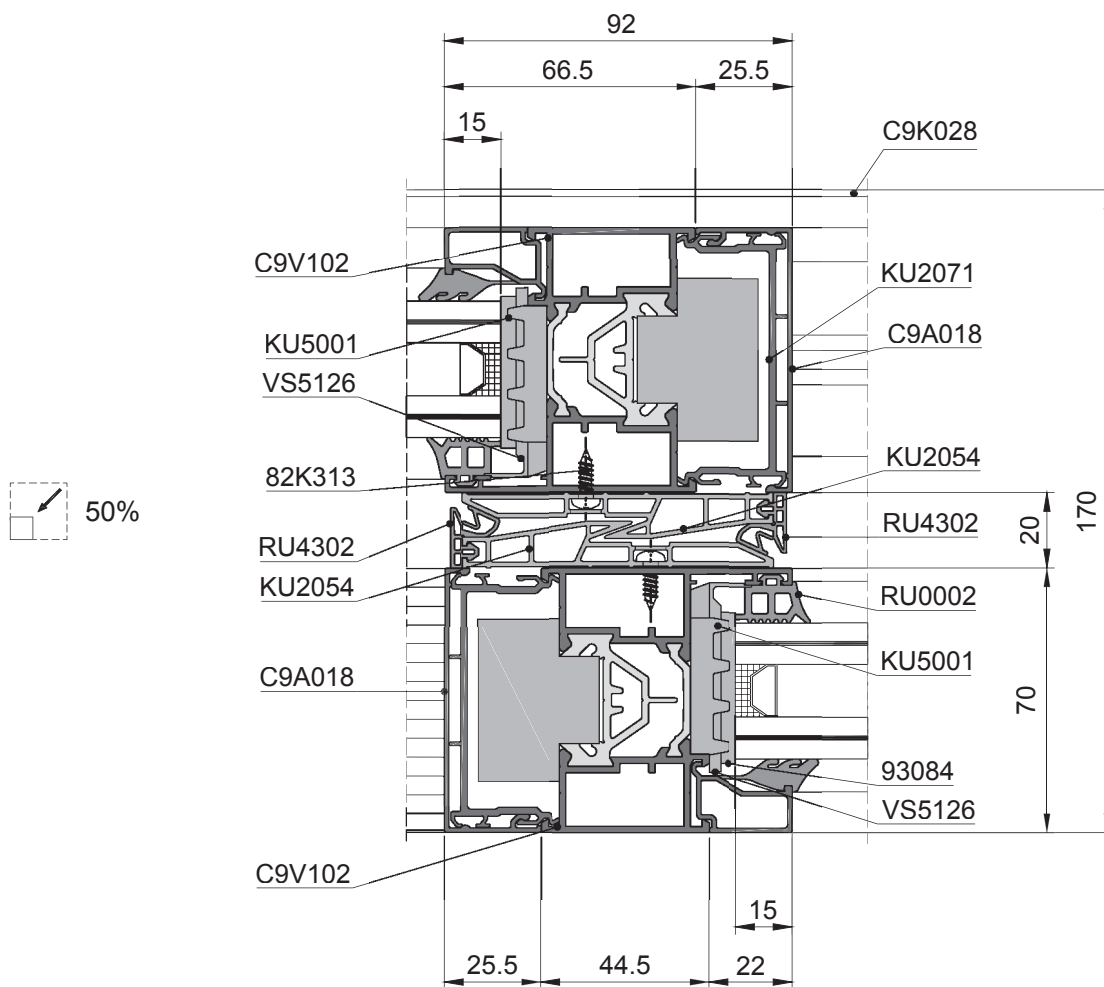
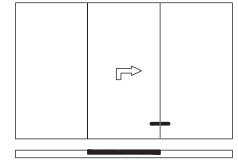
Invertito - Alzante scorrevole (C9K028)

C9V101-C9K028 - CENTRALE



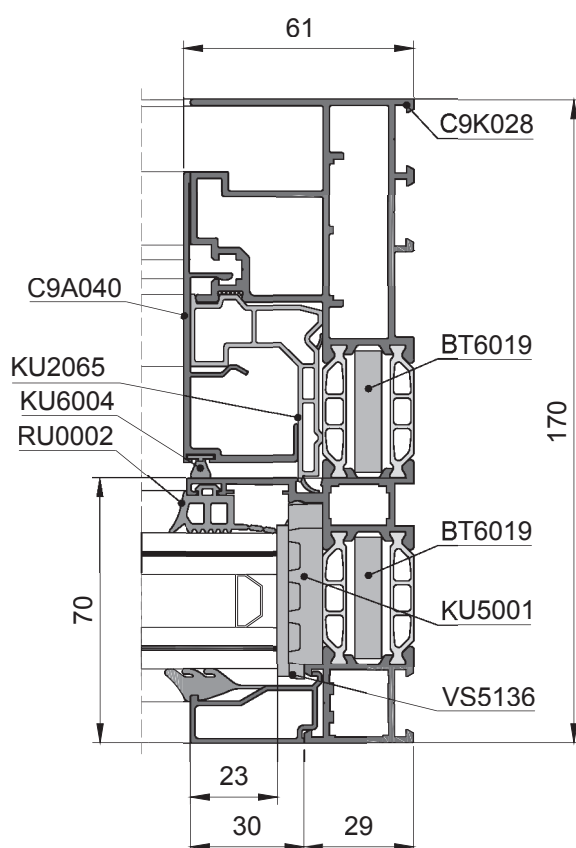
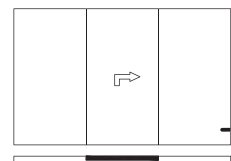
Invertito - Alzante scorrevole (C9K028)

C9V101-C9K028 - CENTRALE



Invertito - Alzante scorrevole (C9K028)

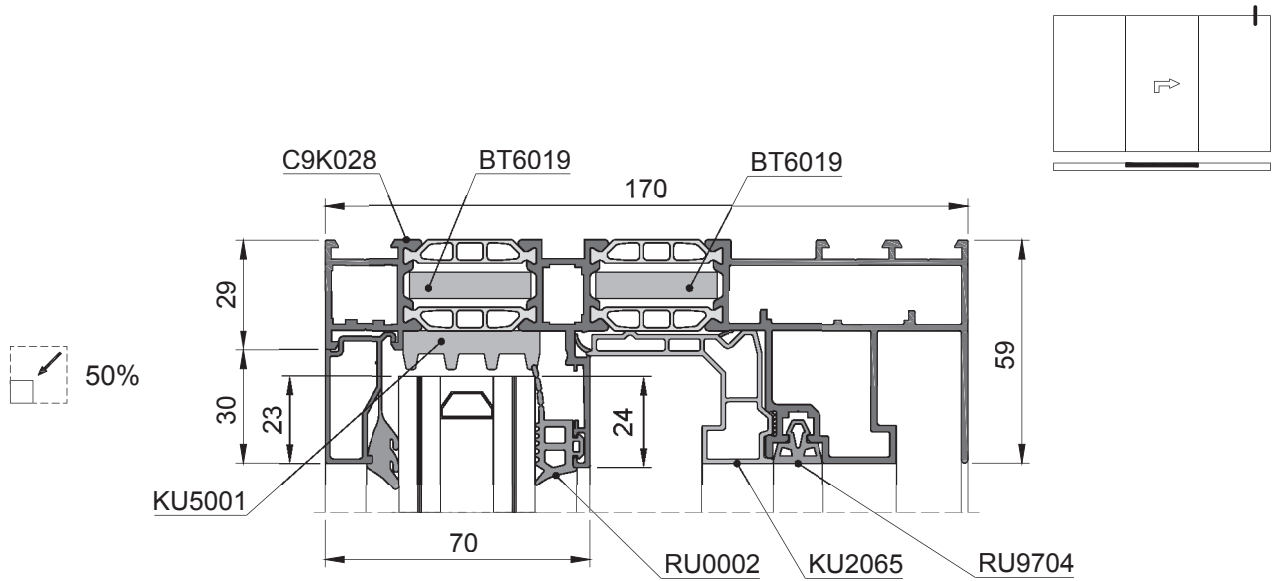
C9V101-C9K028 - DESTRO



50%

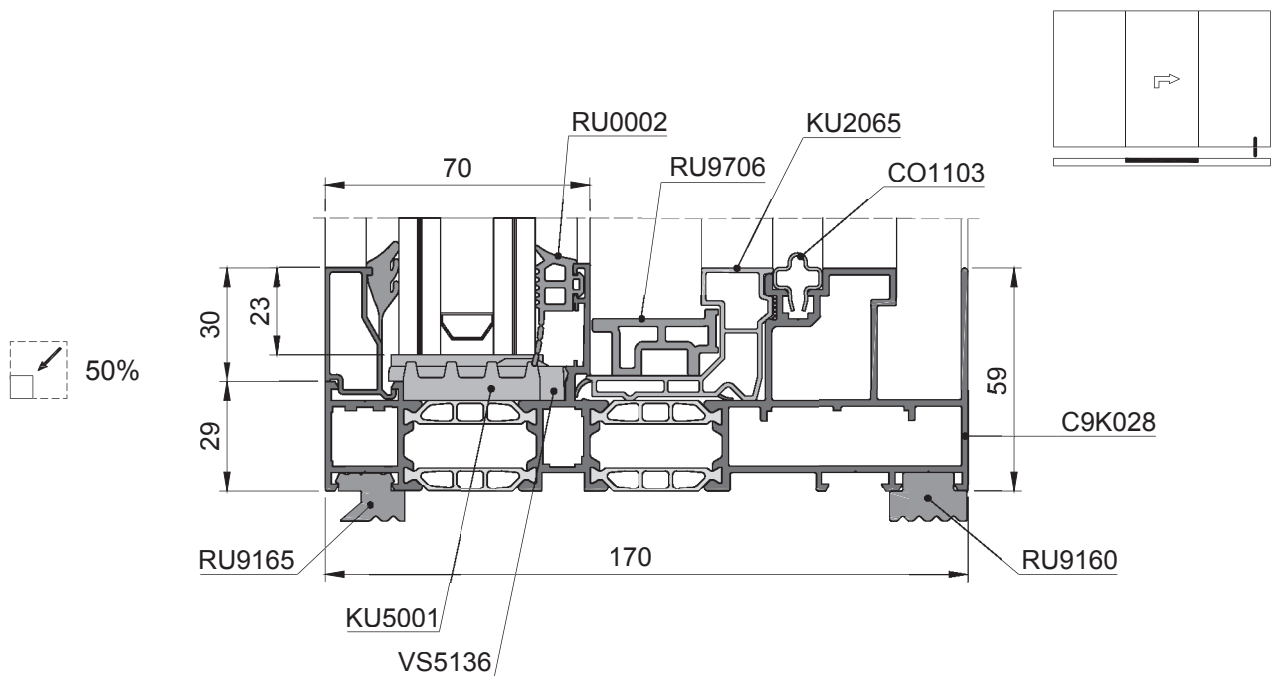
Invertito - Alzante scorrevole (C9K028)

C9V101-C9K028 - SUPERIORE DESTRO



C160S-SEC-602

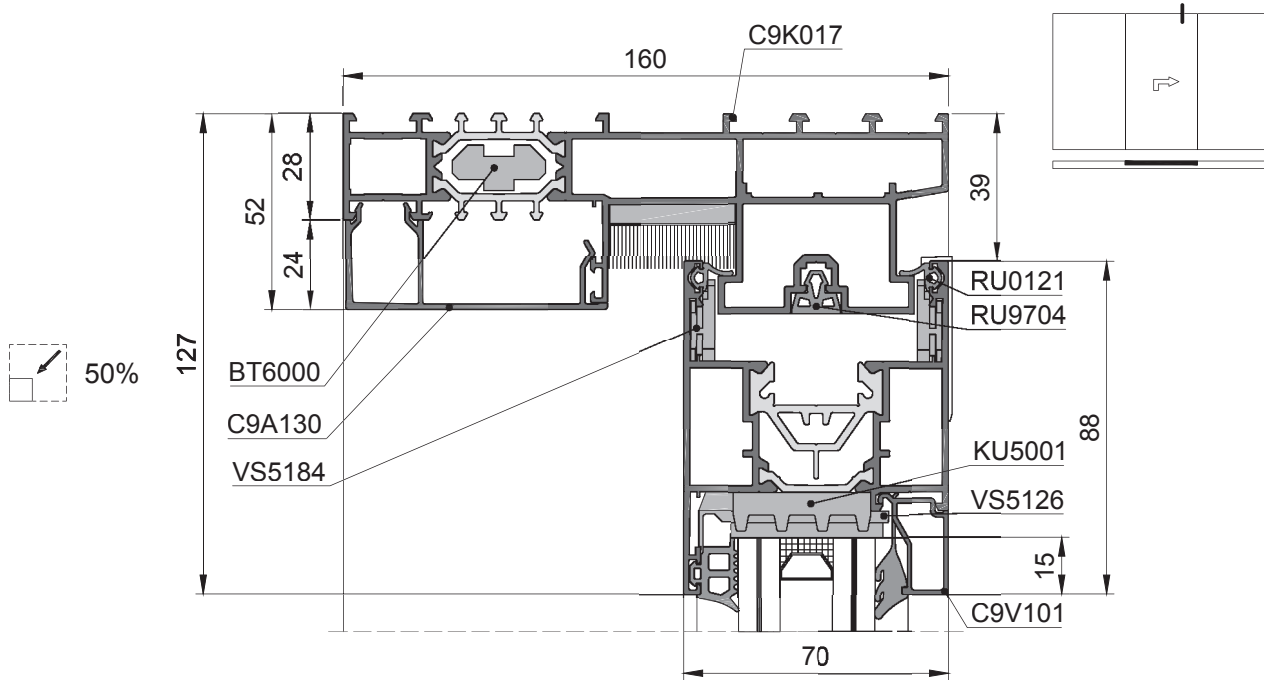
C9V101-C9K028 - INFERIORE DESTRO



C160S-SEC-605

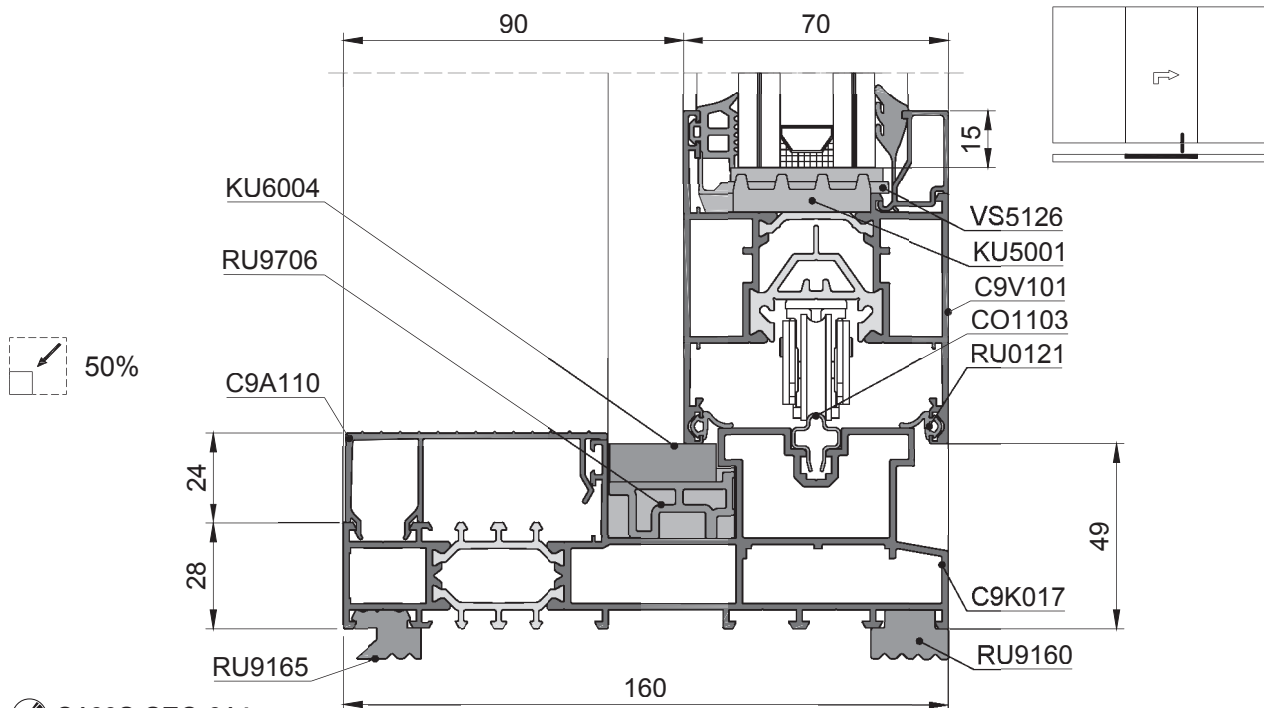
Invertito - Alzante scorrevole (C9K028)

C9V101-C9K017 - SUPERIORE DESTRO



 C160S-SEC-611

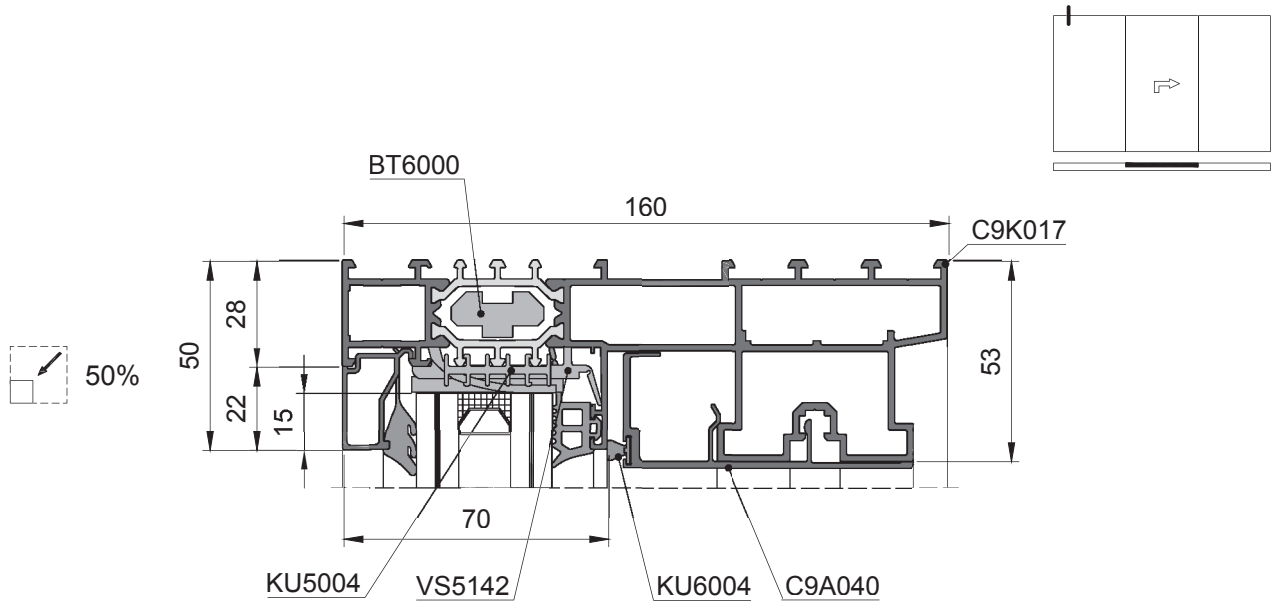
C9V101-C9K017 - INFERIORE DESTRO



 C160S-SEC-614

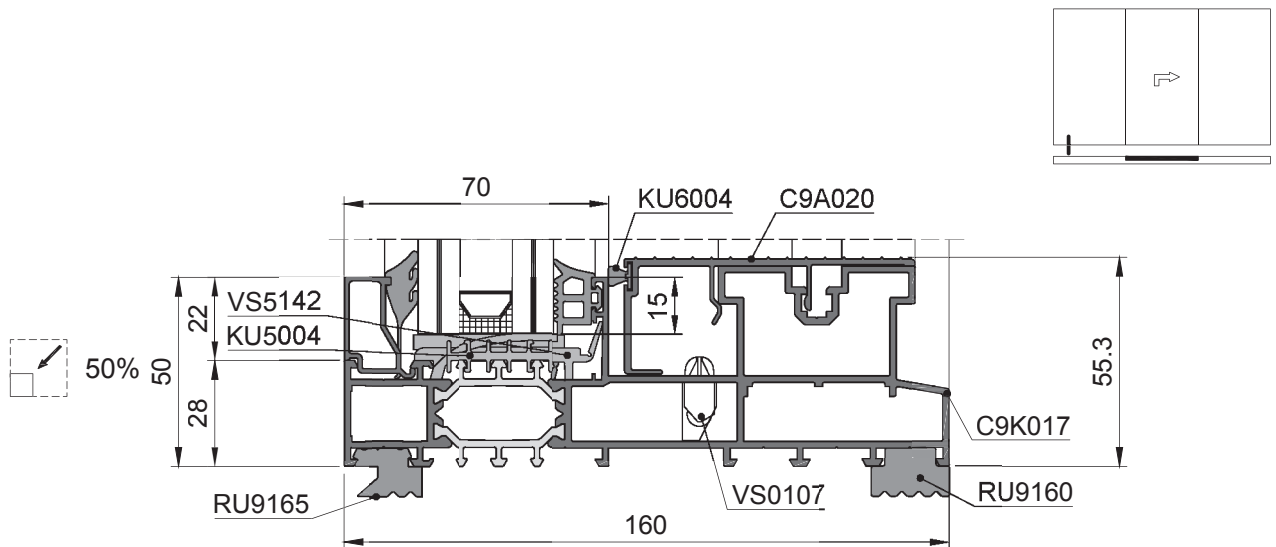
Invertito - Alzante scorrevole (C9K017)

C9V101-C9K017 - SUPERIORE SINISTRO



C160S-SEC-610

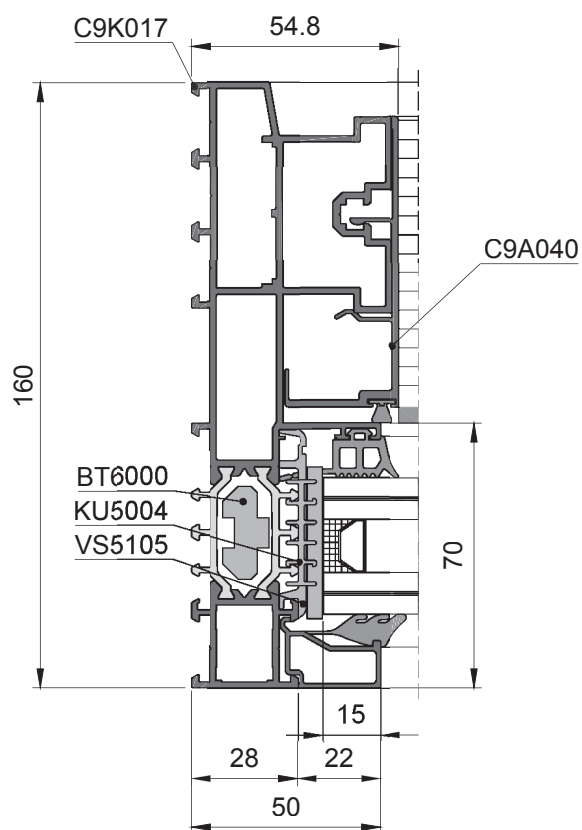
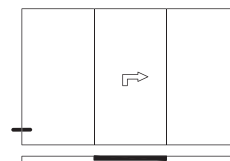
C9V101-C9K017 - INFERIORE SINISTRO



C160S-SEC-613

Invertito - Alzante scorrevole (C9K017)

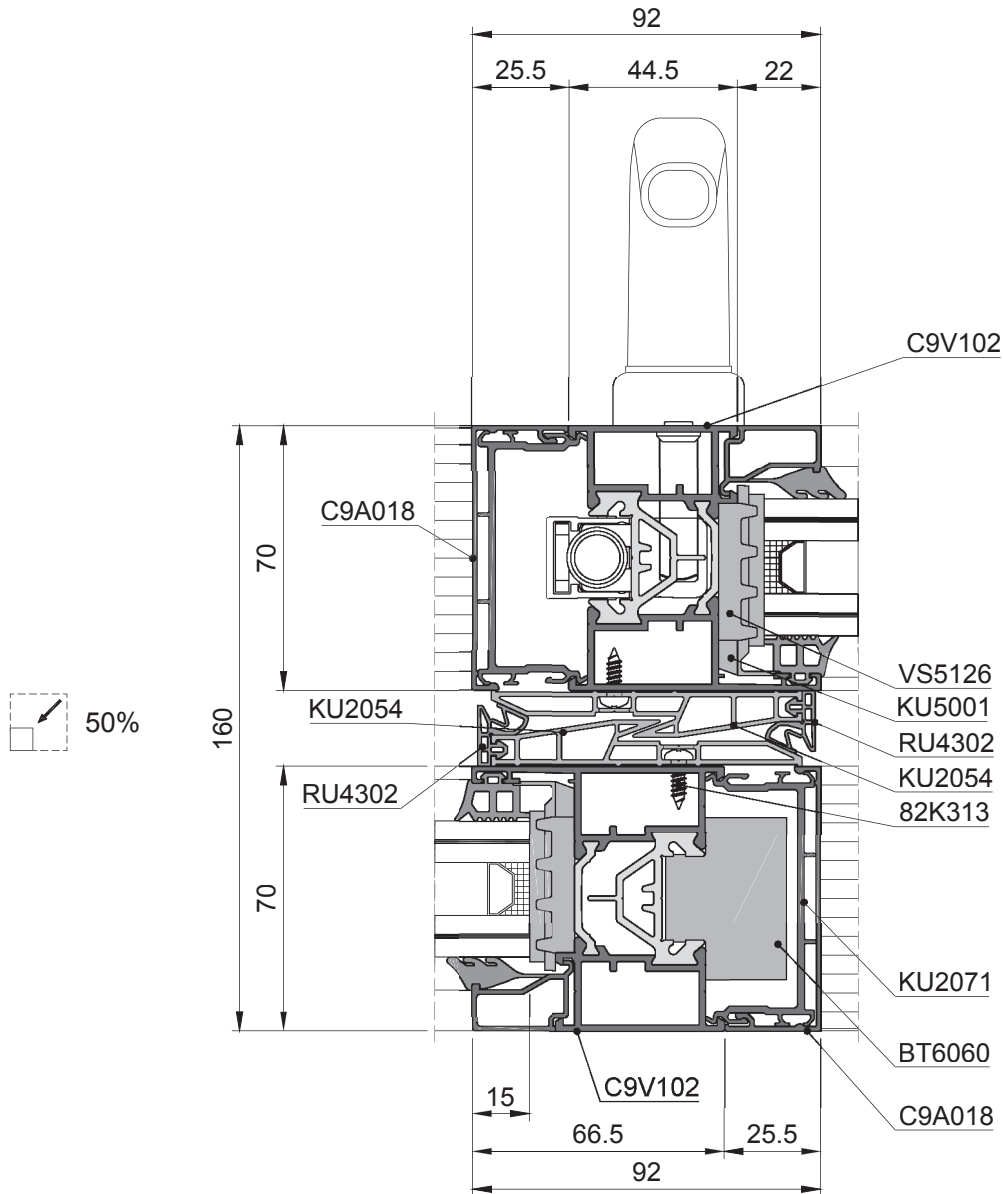
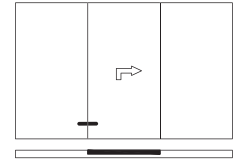
C9V101-C9K017 - SINISTRO



50%

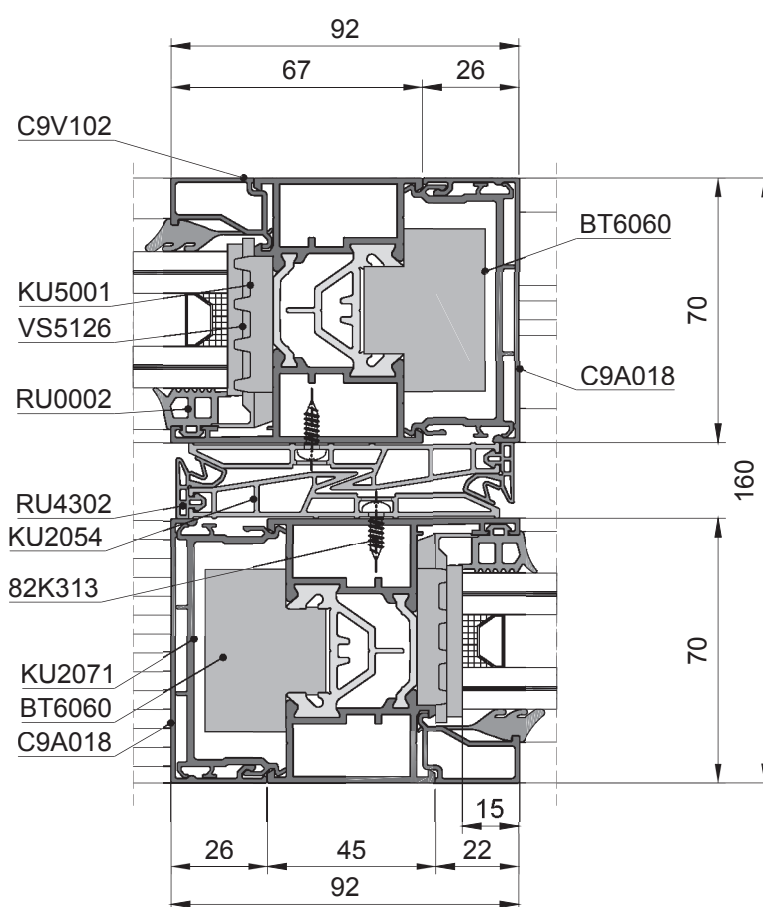
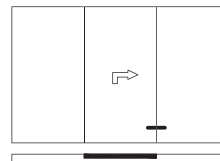
Invertito - Alzante scorrevole (C9K017)

C9V101-C9K017 - CENTRALE



Invertito - Alzante scorrevole (C9K017)

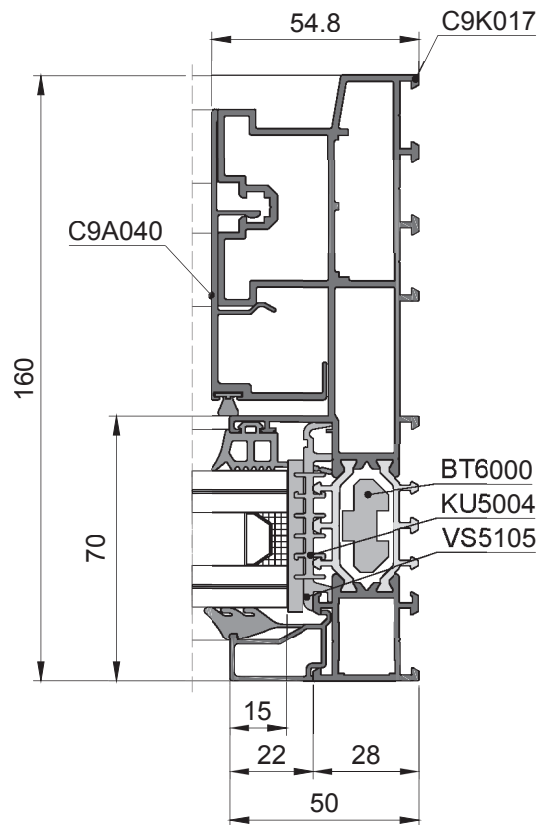
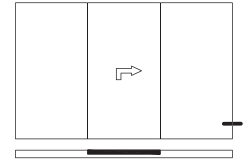
C9V101-C9K017 - CENTRALE



50%

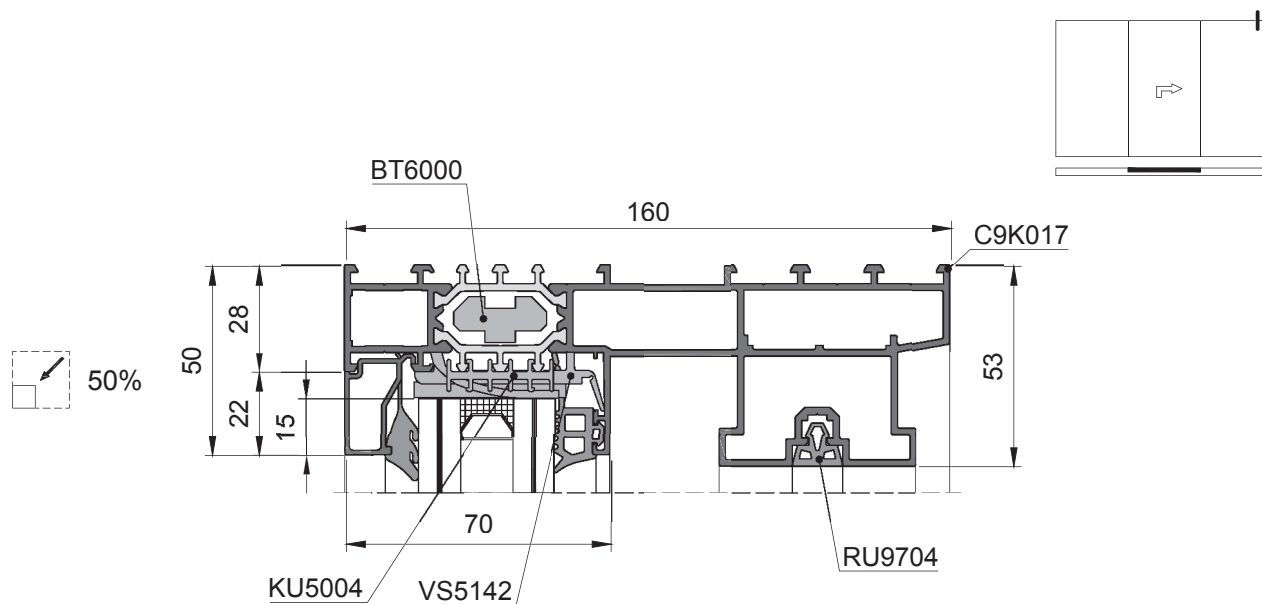
Invertito - Alzante scorrevole (C9K017)

C9V101-C9K017 - DESTRO



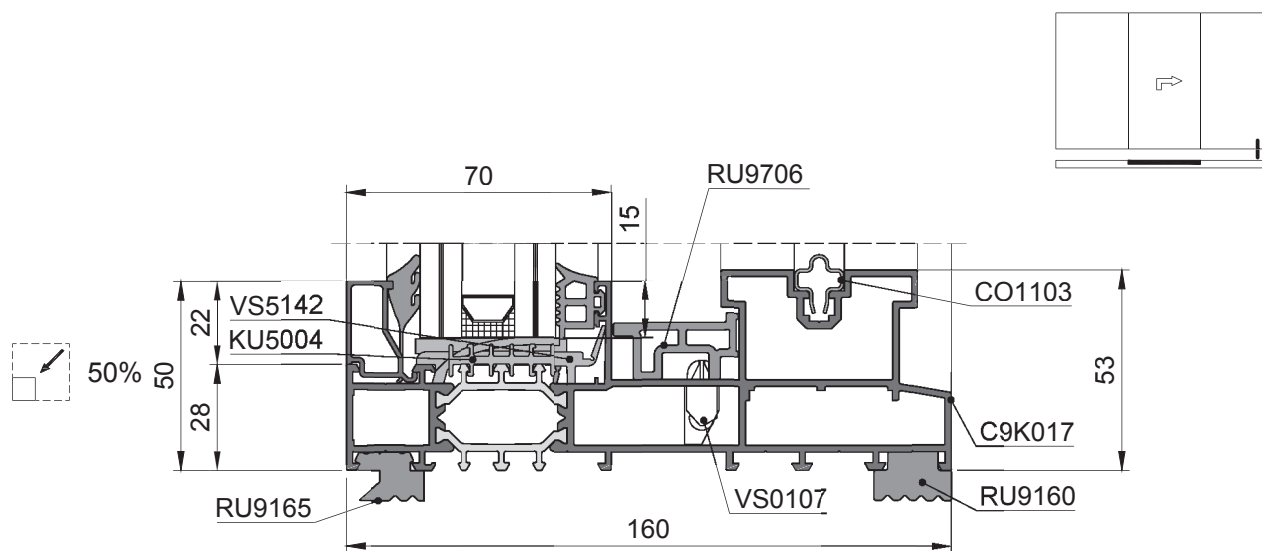
Invertito - Alzante scorrevole (C9K017)

C9V101-C9K017 - SUPERIORE DESTRO



C160S-SEC-612

C9V101-C9K017 - INFERIORE DESTRO



C160S-SEC-615

Distinte di taglio

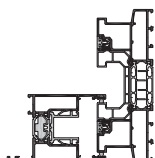
Contenuto

Distinte di taglio	I1
Direttive generali	I2
2 binari - Alzante scorrevole	I3
Taglio a 45°	I3
Taglio a 45° - 4 Ante	I7
Taglio a 90°	I11
Taglio a 90° - 4 Ante	I15
Fisso-alzante scorrevole-fisso	I19
3 binari - Alzante scorrevole	I23
Taglio a 90°	I23
Taglio a 90° - 4 Ante	I27
1 binario - Alzante scorrevole	I31
C9K014 - Taglio a 45°	I31
C9K014 - Taglio a 45° - 4 Ante	I35
C9K017 - Taglio a 45°	I39
C9K017 - Taglio a 45° - 4 Ante	I43
2 binari - Alzante scorrevole - Incontro ridotto	I47
Taglio a 45°	I47
1 binario - Alzante scorrevole (C9K014) - Incontro ridotto	I51
Taglio a 45°	I51

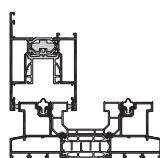
Direttive generali

1. Le pagine seguenti racchiudono le liste di taglio e la descrizione degli accessori per consentire il calcolo rapido dei materiali. Tuttavia, queste liste mostrano una selezione delle applicazioni più comuni del sistema. Misure di taglio piani di combinazioni di applicazioni o situazioni che non sono in questi elenchi saranno fornite su richiesta.
2. È possibile calcolare le dimensioni delle finestre in maniera semplice o più complessa.
3. Esempio di definizione di "esterno" e "interno" per nodo orizzontale e verticale.

Interno



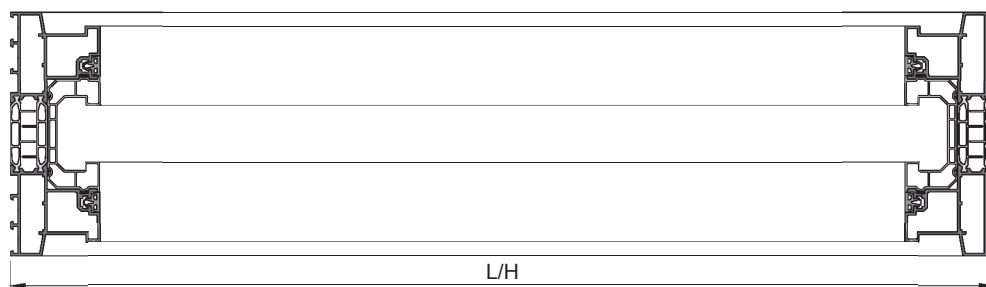
Esterno



Interno

Esterno

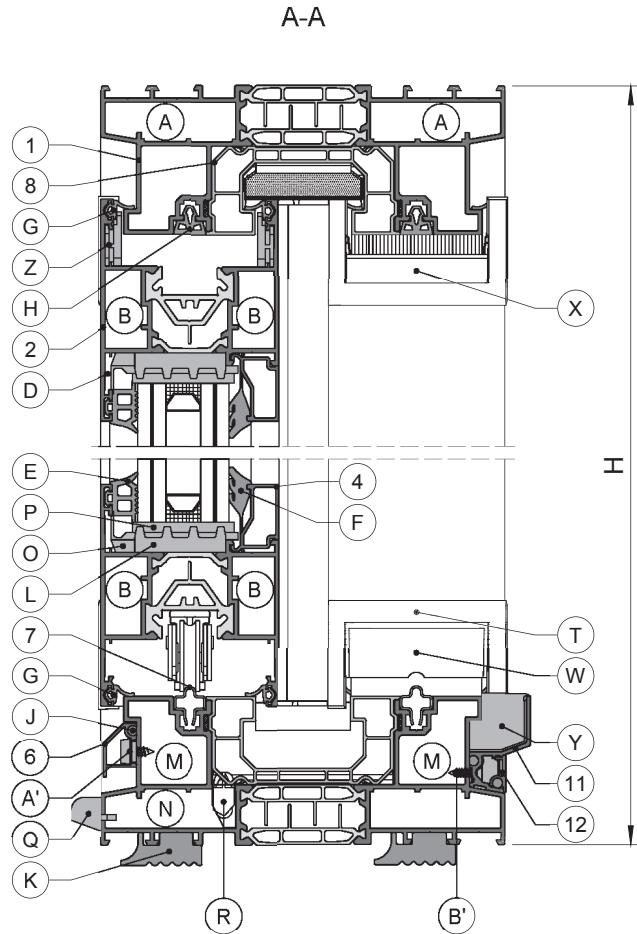
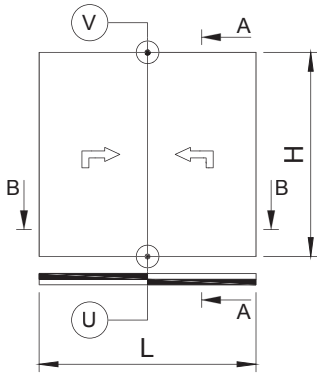
4. Le misure L e H corrispondono alla rispettiva larghezza e altezza del telaio.



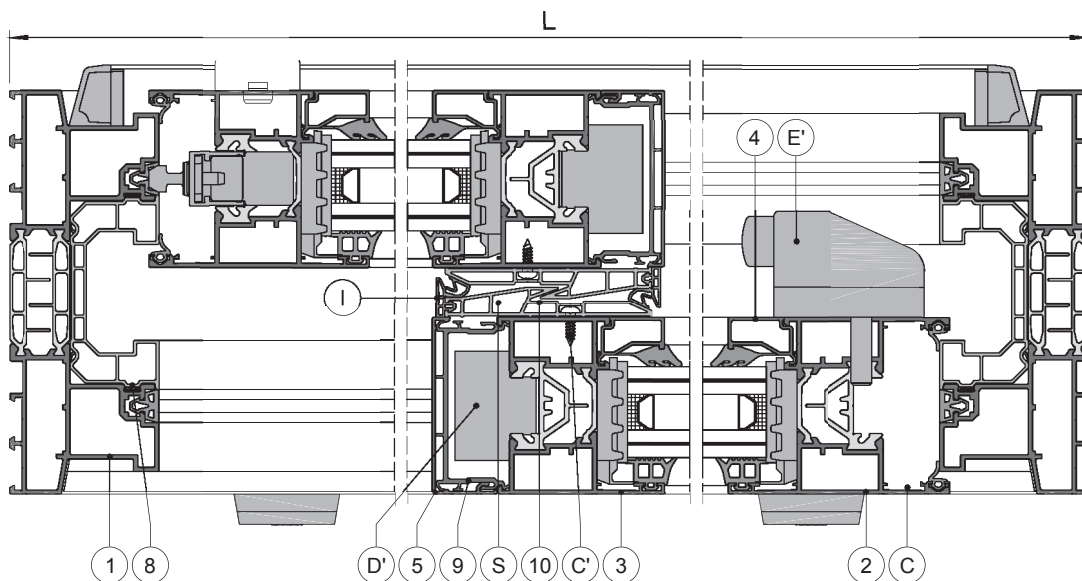
5. I parametri consentono di calcolare l'intera gamma di telai, ante e traverse.
6. Si prega di consultare la sezione E per una scelta alternativa di accessori e i capitoli F e J per la ferramenta
7. Fissaggi: per lato almeno due ancoraggi, max. distanza intermedia di 750 mm. Essi sono posti in prossimità di angoli e punti di chiusura punti e sono distanti da angoli e/o traverse alla misura di 200 mm. Essi non sono inclusi nelle distinte consultabili anche nel capitolo J assemblaggio.
8. Vetratura: per informazioni sull'installazione supporti vetri e piani di appoggio, vedere il capitolo J assemblaggio. I fermavetri hanno un'altezza uniforme di 22 mm. (vedi capitolo D vetri).

2 binari - Alzante scorrevole

MITRE CUT



























B-B

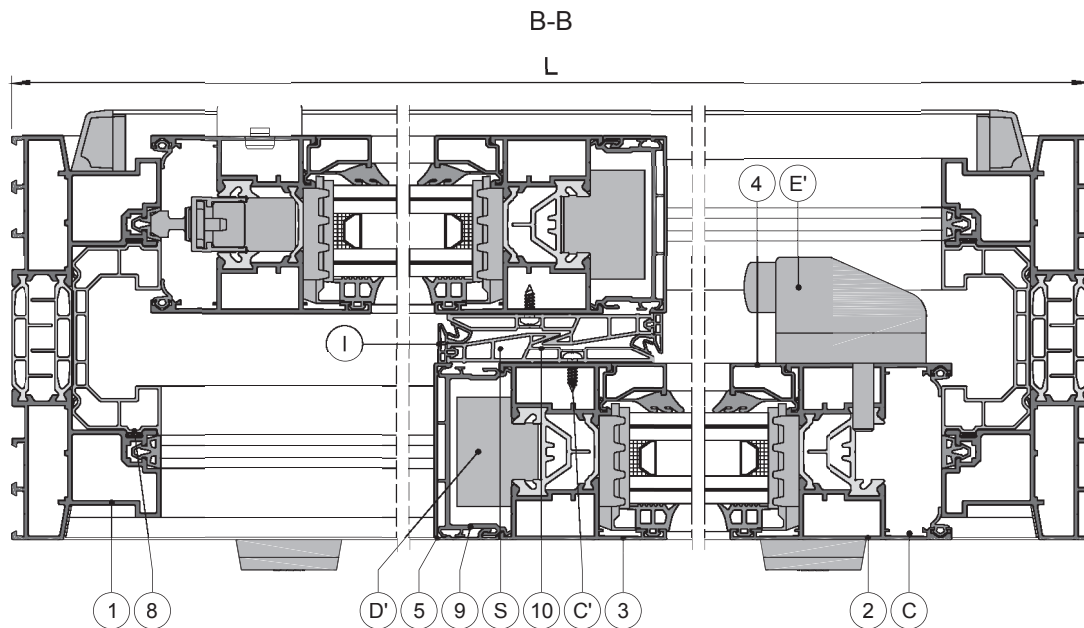
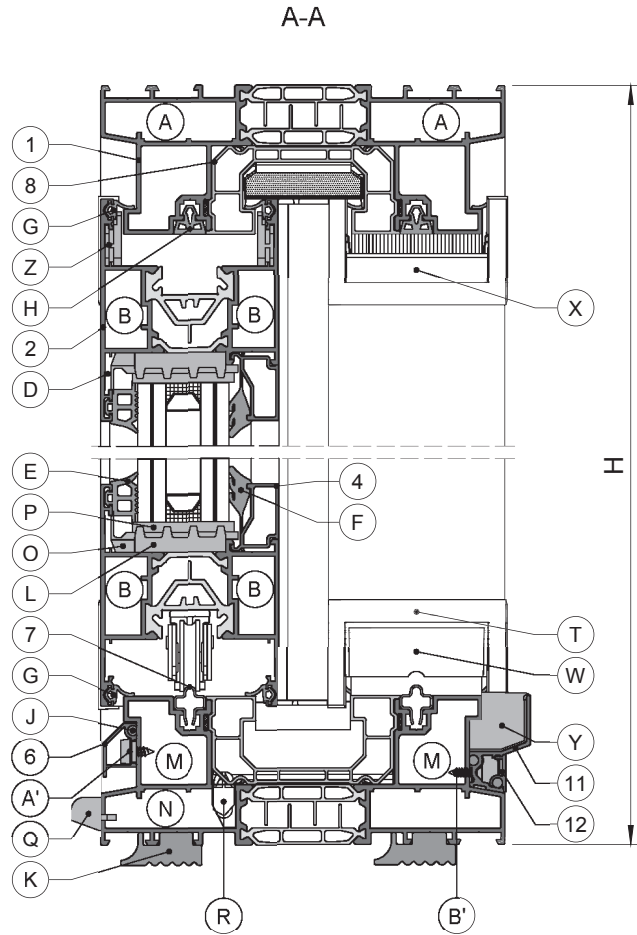
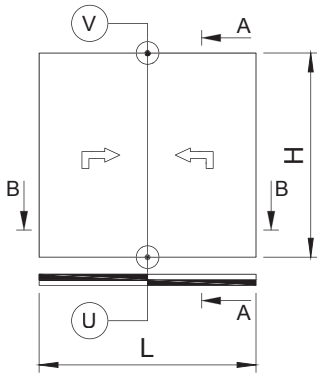


I - Distinte di taglio

2 binari - Alzante scorrevole

	PROFILI		QUANTITA'	FORMA	LUNGHEZZA TAGLIO	
1		C9K024	2 2		L H	
2		C9V101	2 2 2		H - 100 L/2 - 13 L/2 - 13	
3		C9V102	2		H - 143	
4		Gxxxxx	4 4		H - 276 L/2 - 145	
5		C9A018	2		H - 184	
6		C9A003	1		L - 44	
7		CO1103	2		L - 118	
8		KU2028	2 2		L - 48 H - 48	
9		KU2071	2		H - 184	
10		KU2054	2		H - 104	
11		C9A004	1		L - 80	
12		C9A005	1		L - 80	
DIMENSIONE VETRI			2		L/2 - 159	H - 246

2 binari - Alzante scorrevole



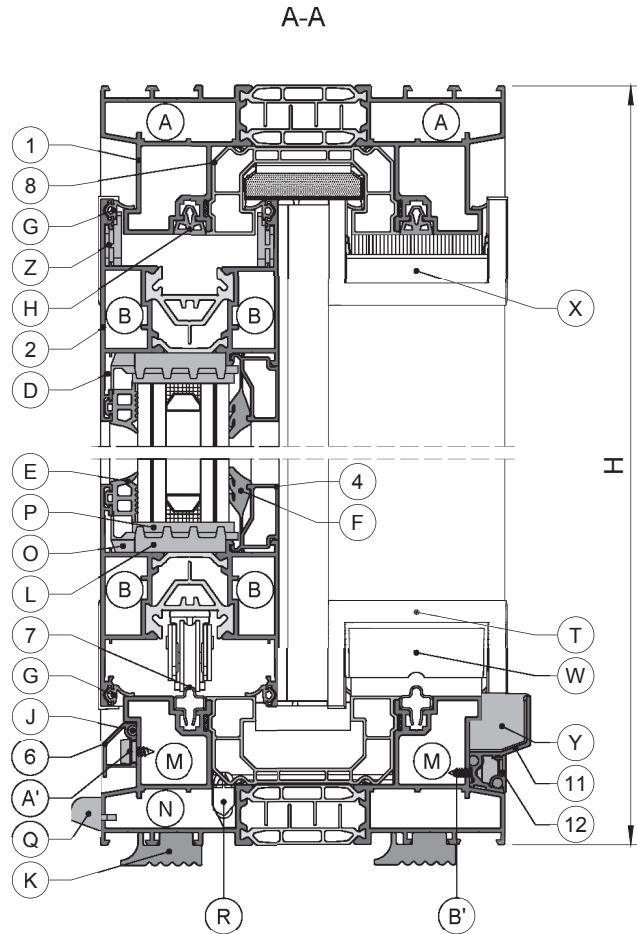
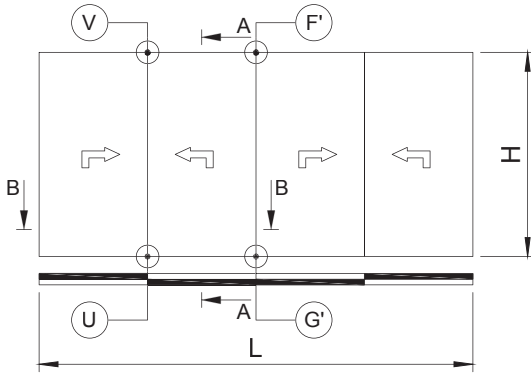
I - Distinte di taglio

2 binari - Alzante scorrevole

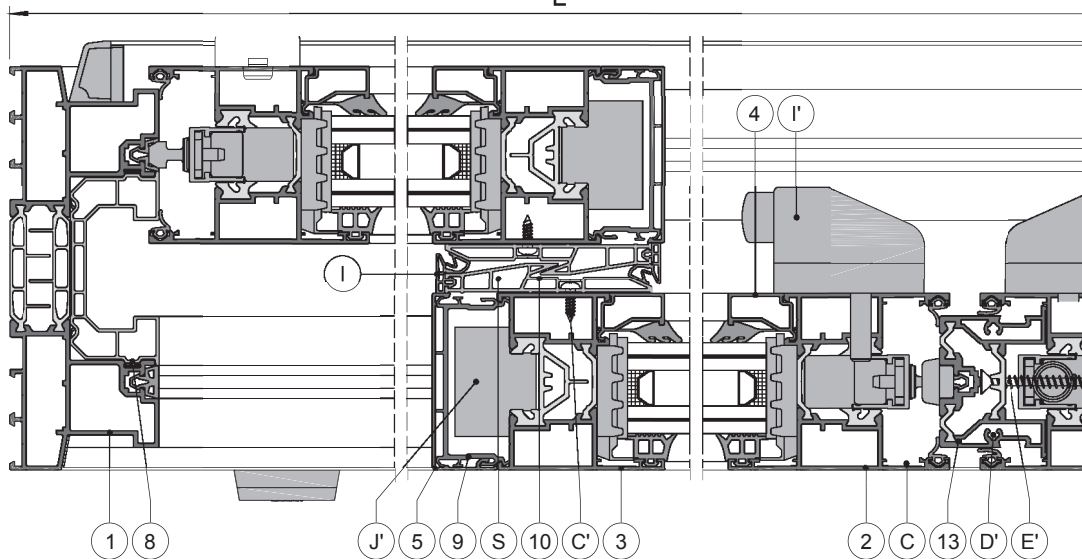
	ACCESSORI	QUANTITÀ		ACCESSORI	QUANTITÀ
A	HV0G05	8	Q	VS0104	2
B	HV2N03	16	R	VS0107	1
C	HV4K00	16	S	VS4125 (set)	2
D	HV4K01	8	T	VS9225 (set)	2
E	RU0002	2L + 4H	U	CO1105 (set)	1
F	39R506 / 39R507 / 39R508	2L + 4H	V	CO1111 (set)	1
G	RU0121	4L + 4H	W	CO1217	2
H	RU9704	2L + 4H	X	CO1218	2
I	RU4302	2H	Y	VS2404	2
J	213006	2.1L	Z	VS5184	min. 8
K	RU9079	2L	A'	CO2279	L/0.3m
L	KU5001	2L + 4H	B'	SCC213	L/0.2m
M	VS9414	4	C'	82K313	2(H/0.25m)
N	VS9415	2	D'	BT6060	2H
O	VS5126 / VS5130	16	E'	SV9002	1
P	9308x	16			

2 binari - Alzante scorrevole

TAGLIO A 45° - 4 ANTE






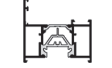



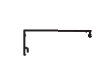





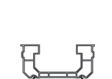

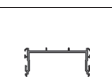











B-B
L

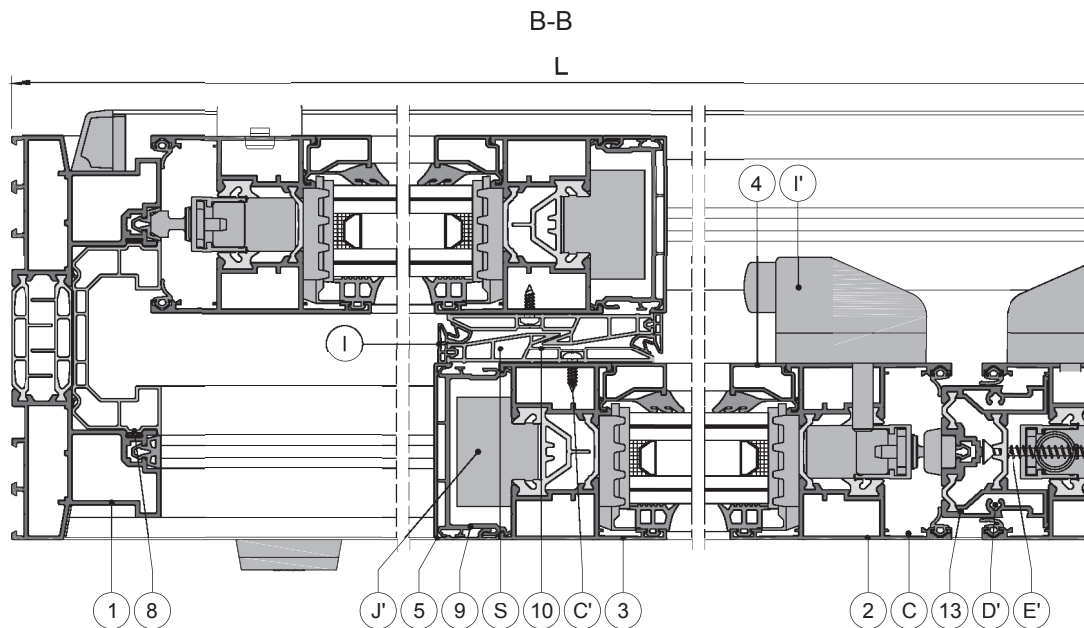
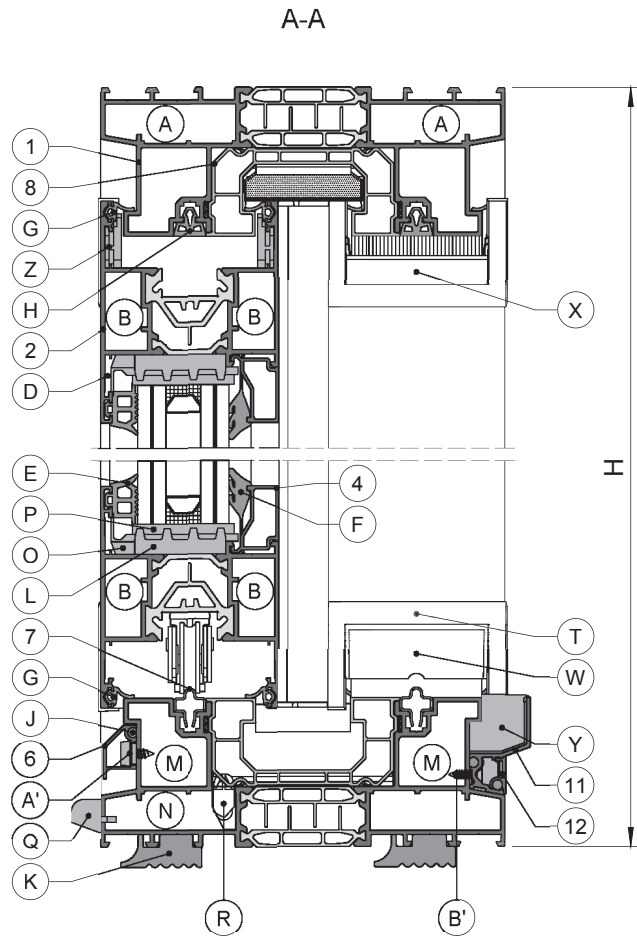
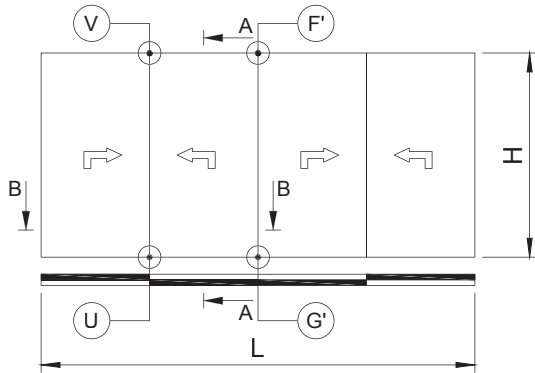


I - Distinte di taglio

2 binari - Alzante scorrevole

	PROFILI		QUANTITA'	FORMA	LUNGHEZZA TAGLIO	
		CODE			L	H
1		C9K024	2 2		L	H
2		C9V101	4 4 4		H - 100 L/4 + 11.5 L/4 + 11.5	
3		C9V102	4		H - 143	
4		Gxxxxx	8 8		H - 276 L/4 - 120.5	
5		C9A018	4		H - 184	
6		C9A003	1		L - 44	
7		CO1103	2		L - 118	
8		KU2028	2 2		L - 48 H - 48	
9		KU2071	4		H - 184	
10		KU2054	4		H - 104	
11		C9A004	1		L - 80	
12		C9A005	1		L - 80	
13		C9C002	1		H - 179	
	DIMENSIONE VETRO		4		L/4 - 134	H - 246

2 binari - Alzante scorrevole



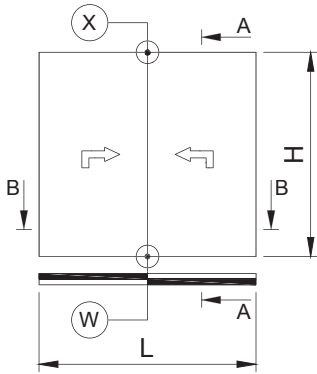
I - Distinte di taglio

2 binari - Alzante scorrevole

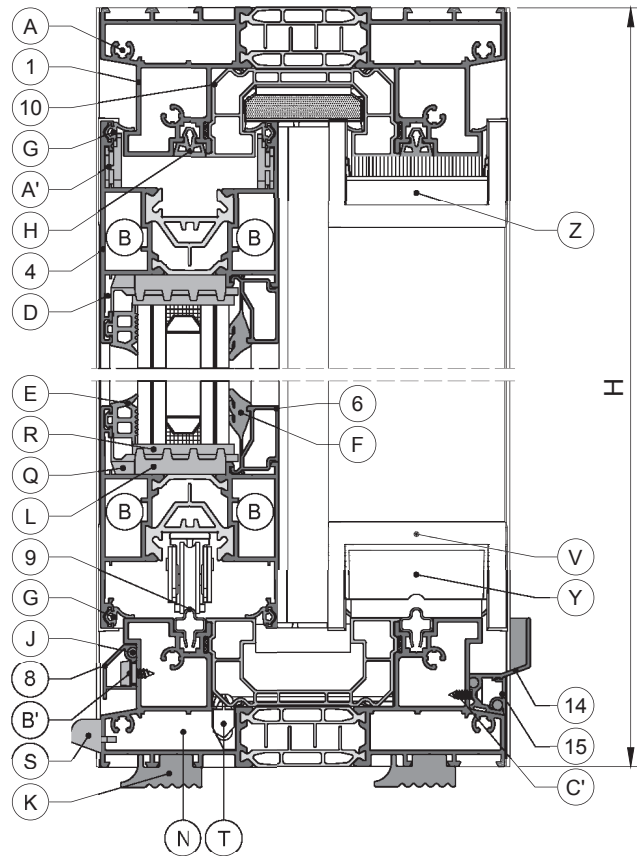
	ACCESSORI	QUANTITA'		ACCESSORI	QUANTITA'
A	HV0G05	4	S	VS4125 (set)	4
B	HV2N03	32	T	VS9225 (set)	4
C	HV4K00	32	U	CO1105 (set)	2
D	HV4K01	16	V	CO1111 (set)	2
E	RU0002	2L + 8H	W	CO1217	4
F	39R506 / 39R507 / 39R508	2L + 8H	X	CO1218	4
G	RU0121	4L + 8H	Y	VS2404	2
H	RU9704	2L + 5H	Z	VS5184	min. 16
I	RU4302	4H	A'	CO2279	L/0.3m
J	213006	2.1L	B'	SCC213	L/0.2m
K	RU9079	2L	C'	82K313	4(H/0.25m)
L	KU5001	2L + 8H	D'	290-003	4
M	VS9414	4	E'	SCZ817	L/0.5m
N	VS9415	2	F'	CO1118 + CO1214	1 + 1
O	VS5126 / VS5130	32	G'	CO1125 + CO1214	1 + 1
P	9308x	32	H'	BT6060	4H
Q	VS0104	2	I'	SV9002	2
R	VS0107	2			

2 binari - Alzante scorrevole

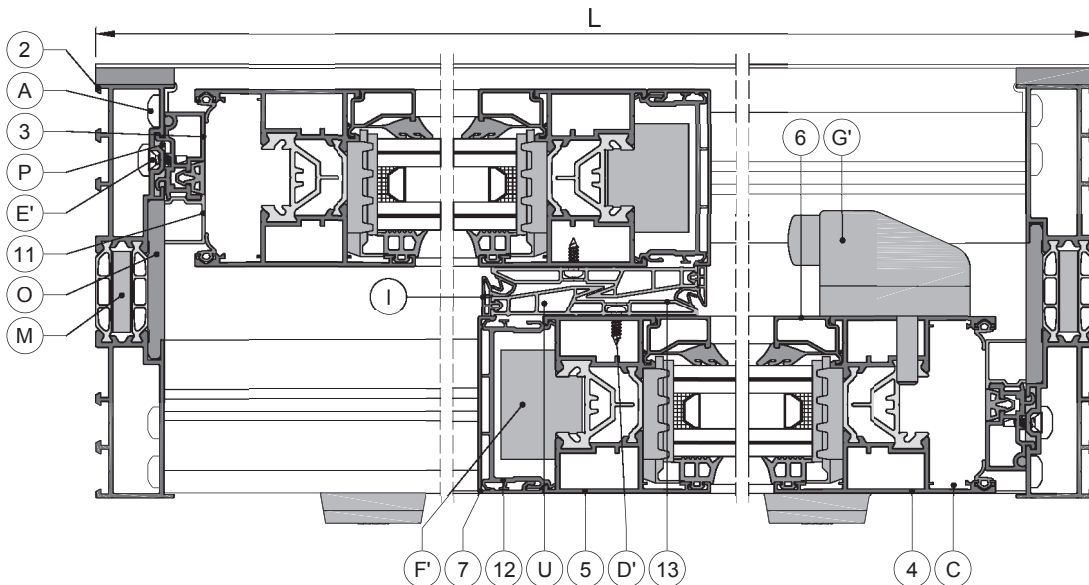
TAGLIO A 90°



A-A

































B-B

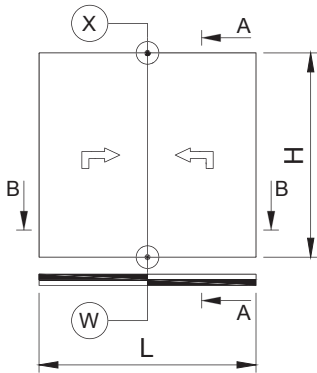


I - Distinte di taglio

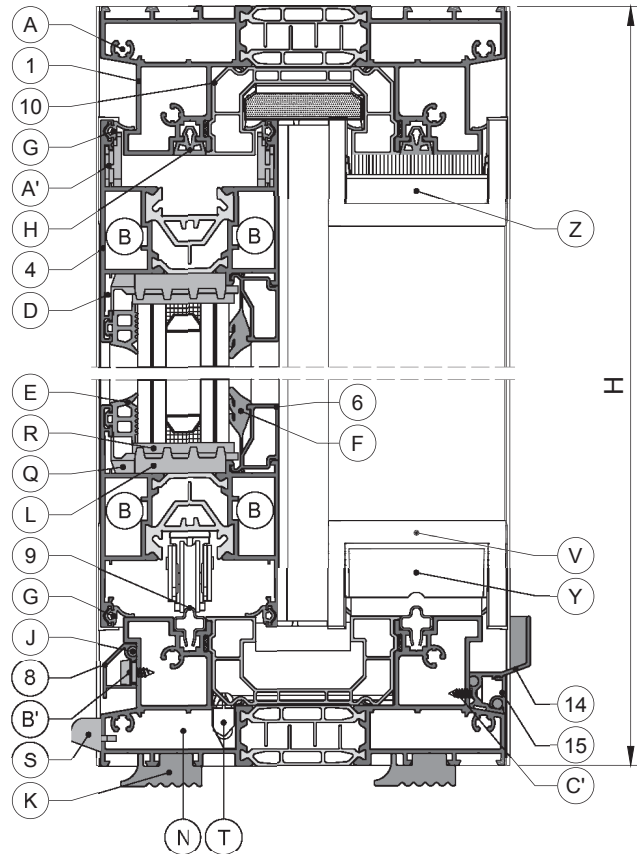
2 binari - Alzante scorrevole

	PROFILI		QUANTITA'	FORMA	LUNGHEZZA TAGLIO	
1		C9K124	2		L - 56	
2		C9K121	2		H	
3		C9A100	2		H - 118	
4		C9V101	2 2 2		H - 100 L/2 + 3 L/2 + 3	
5		C9V102	2		H - 143	
6		Gxxxxx	4 4		H - 276 L/2 - 129	
7		C9A018	2		H - 184	
8		C9A003	1		L - 56	
9		CO1103	2		L - 71	
10		KU2028	2		L - 56	
11		KU2035	2		H - 118	
12		KU2071	2		H - 184	
13		KU2054	2		H - 104	
14		C9A004	1		L	
15		C9A005	1		L - 56	
DIMENSIONE VETRO			2		L/2 - 143	H - 246

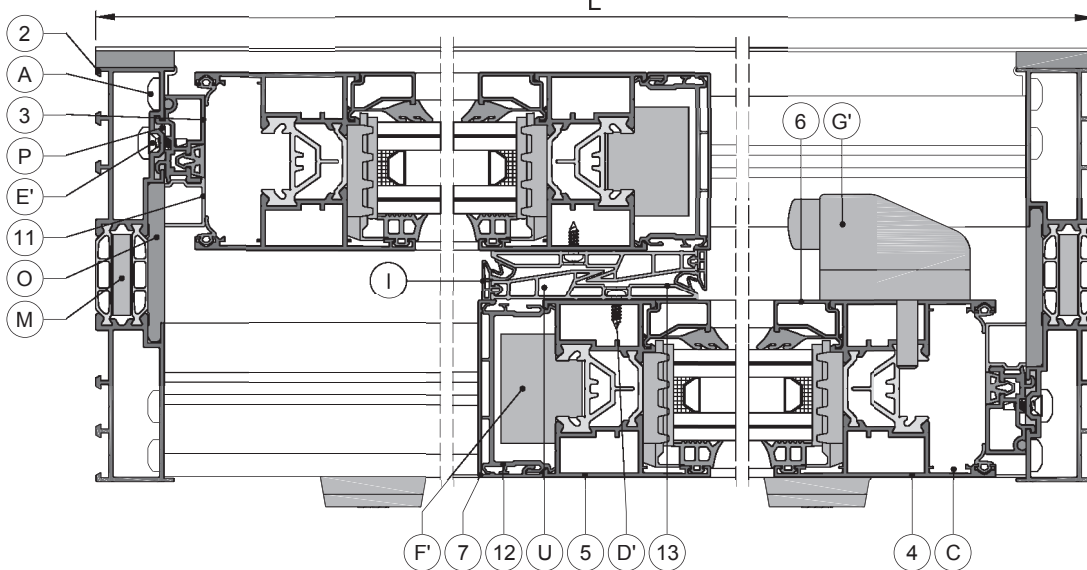
2 binari - Alzante scorrevole



A-A



B-B



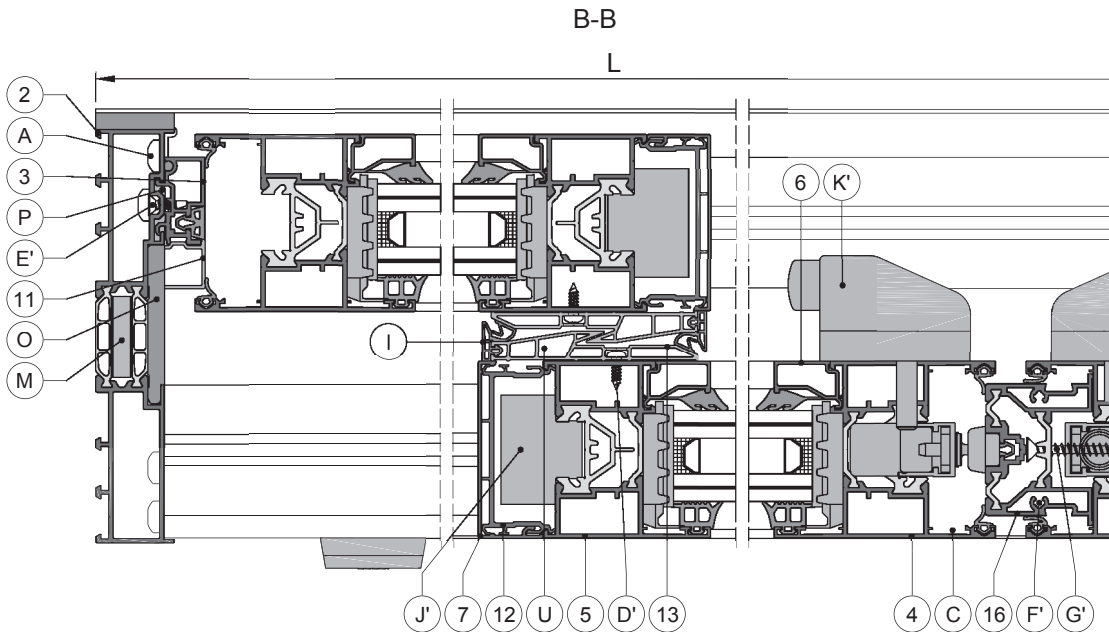
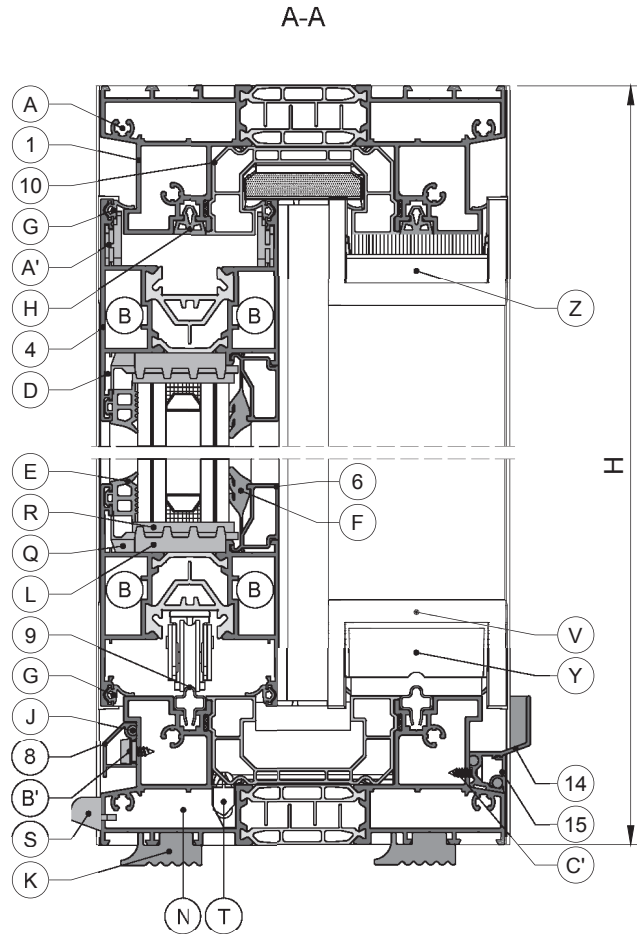
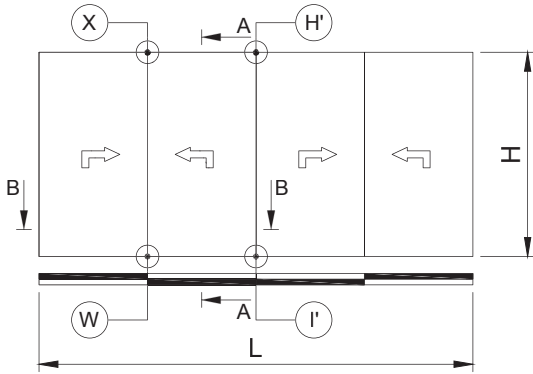
I - Distinte di taglio

2 binari - Alzante scorrevole

	ACCESSORI	QUANTITA'		ACCESSORI	QUANTITA'
A	SCA604	16	R	9308x	16
B	HV2N03	16	S	VS0104	2
C	HV4K00	16	T	VS0107	1
D	HV4K01	8	U	VS4125 (set)	2
E	RU0002	2L + 4H	V	VS9225 (set)	2
F	39R506 / 39R507 / 39R508	2L + 4H	W	CO1105 (set)	1
G	RU0121	4L + 4H	X	CO1111 (set)	1
H	RU9704	2L + 2H	Y	CO1217	2
I	RU4302	2H	Z	CO1218	2
J	213006	2.1L + 2H	A'	VS5184	min. 8
K	RU9079	2L	B'	CO2279	L/0.3m
L	KU5001	2L + 4H	C'	SCC213	L/0.2m
M	BT6019	2H	D'	82K313	2(H/0.25m)
N	VS9956	4	E'	SCZ401	2(H/0.6m)
O	VS9957	5	F'	BT6060	2H
P	CO0132	4	G'	SV9002	1
Q	VS5126 / VS5130	16			

































2 binari - Alzante scorrevole

TAGLIO A 90° - 4 ANTE

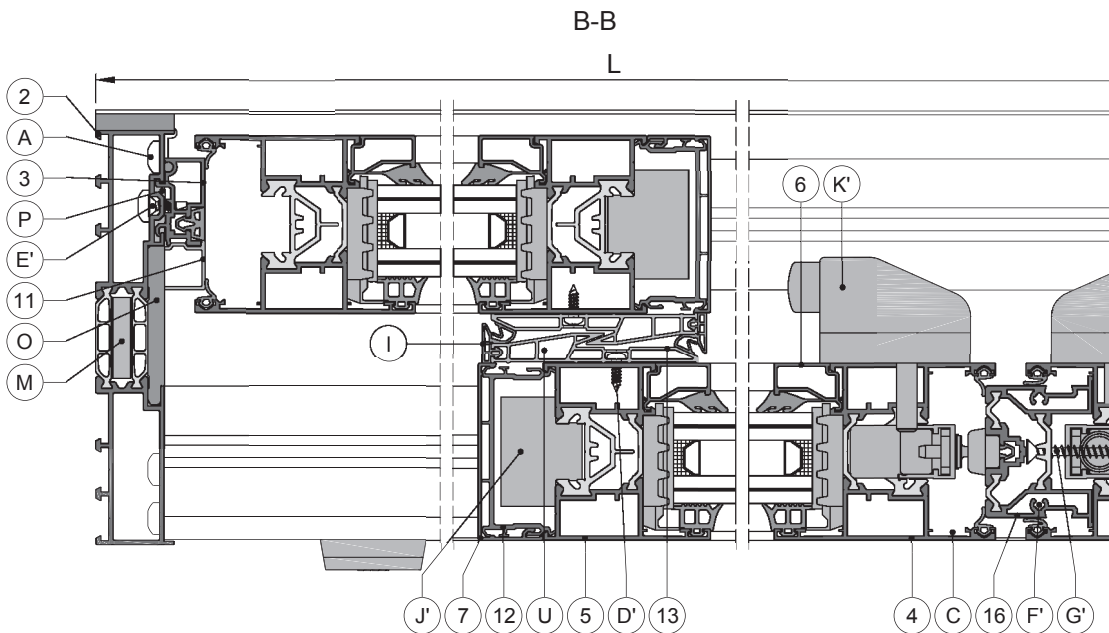
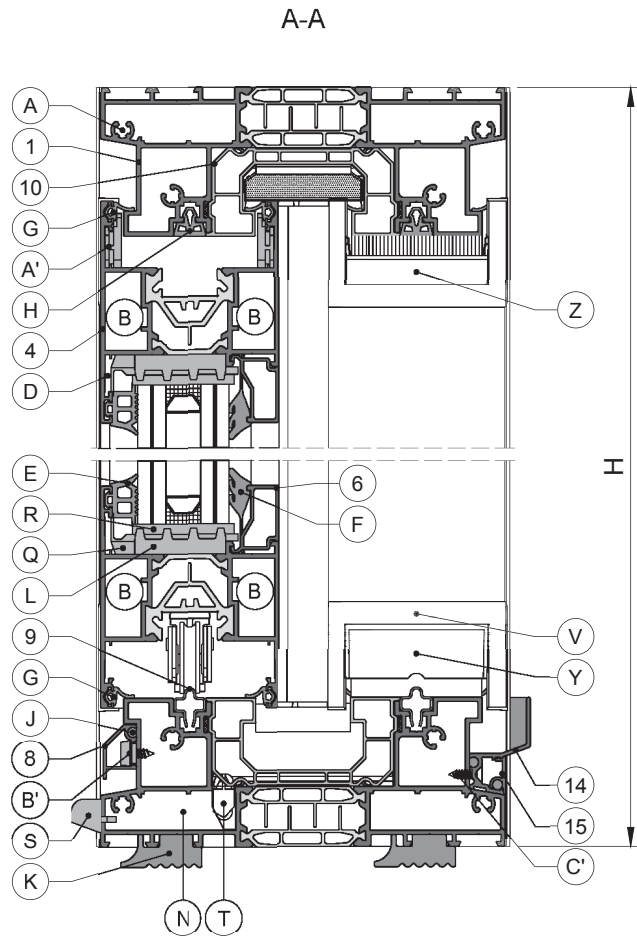
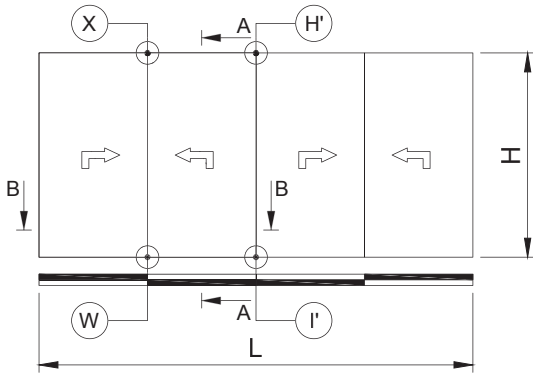


I - Distinte di taglio

2 binari - Alzante scorrevole

	PROFILI		QUANTITA'	FORMA	LUNGHEZZA TAGLIO	
1		C9K124	2		L - 56	
2		C9K121	2		H	
3		C9A100	2		H - 118	
4		C9V101	4 4 4		H - 100 L/4 + 19.5 L/4 + 19.5	
5		C9V102	4		H - 143	
6		Gxxxxx	8 8		H - 276 L/4 - 112.5	
7		C9A018	4		H - 184	
8		C9A003	1		L - 56	
9		CO1103	1 1		L - 86 L - 56	
10		KU2028	2		L - 56	
11		KU2035	2		H - 118	
12		KU2071	4		H - 184	
13		KU2054	4		H - 104	
14		C9A004	1		L	
15		C9A005	1		L - 56	
16		C9C002	1		H - 179	
DIMENSIONE VETRO			4		L/4 - 126	H - 246

2 binari - Alzante scorrevole



I - Distinte di taglio

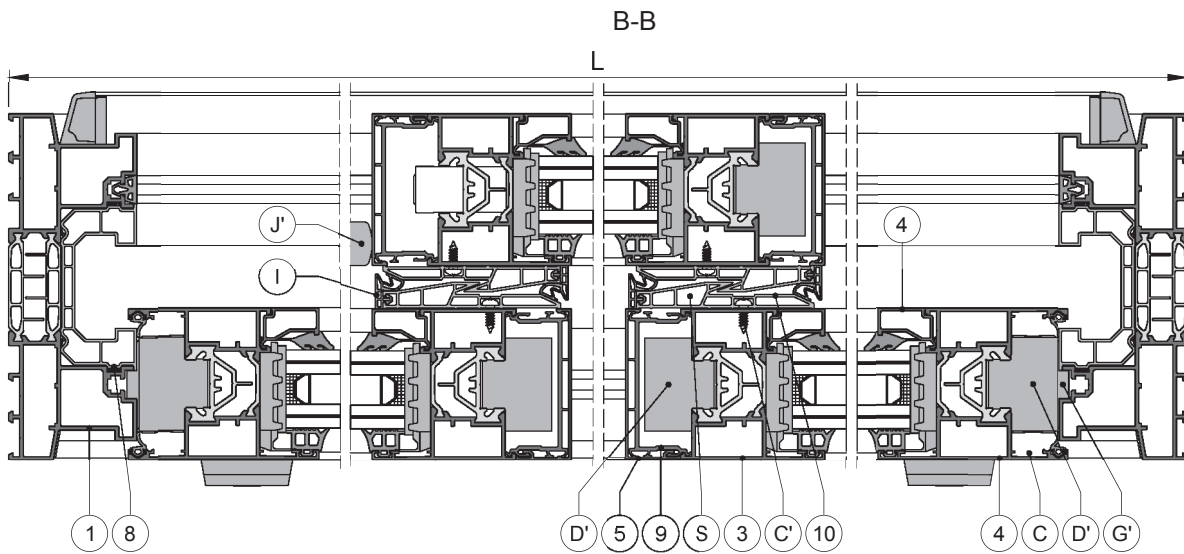
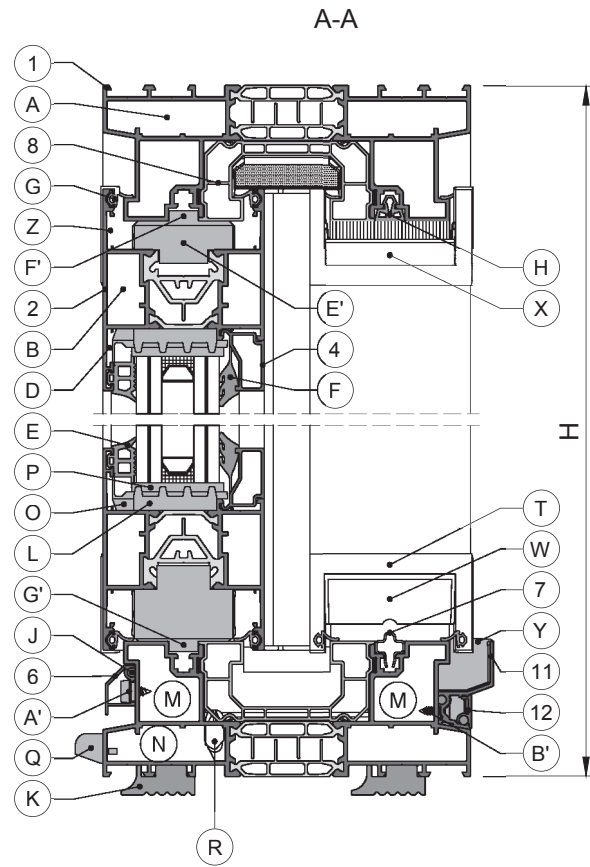
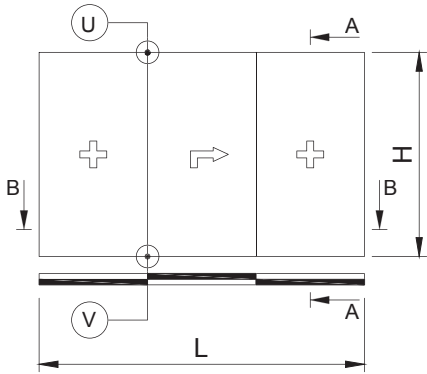
2 binari - Alzante scorrevole

	ACCESSORI	QUANTITA'
A	SCA604	16
B	HV2N03	32
C	HV4K00	32
D	HV4K01	20
E	RU0002	2L + 8H
F	39R506 / 39R507 / 39R508	2L + 8H
G	RU0121	4L + 8H
H	RU9704	2L + 3H
I	RU4302	4H
J	213006	2.1L + 2H
K	RU9079	2L
L	KU5001	2L + 8H
M	BT6019	2H
N	VS9956	4
O	VS9957	5
P	CO0132	4
Q	VS5126 / VS5130	32
R	9308x	32
S	VS0104	2

	ACCESSORI	QUANTITA'
T	VS0107	2
U	VS4125 (set)	4
V	VS9225 (set)	4
W	CO1105 (set)	2
X	CO1111 (set)	2
Y	CO1217	4
Z	CO1218	4
A'	VS5184	min. 16
B'	CO2279	L/0.3m
C'	SCC213	L/0.2m
D'	82K313	4(H/0.25m)
E'	SCZ401	2(H/0.6m)
F'	290-003	4
G'	SCZ817	L/0.5m
H'	CO1118 + CO1214	1 + 1
I'	CO1125 + CO1214	1 + 1
J'	BT6060	4H
K'	SV9002	2

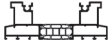























2 binari - Alzante scorrevole

FISSO-ALZANTE SCORREVOLE-FISSO

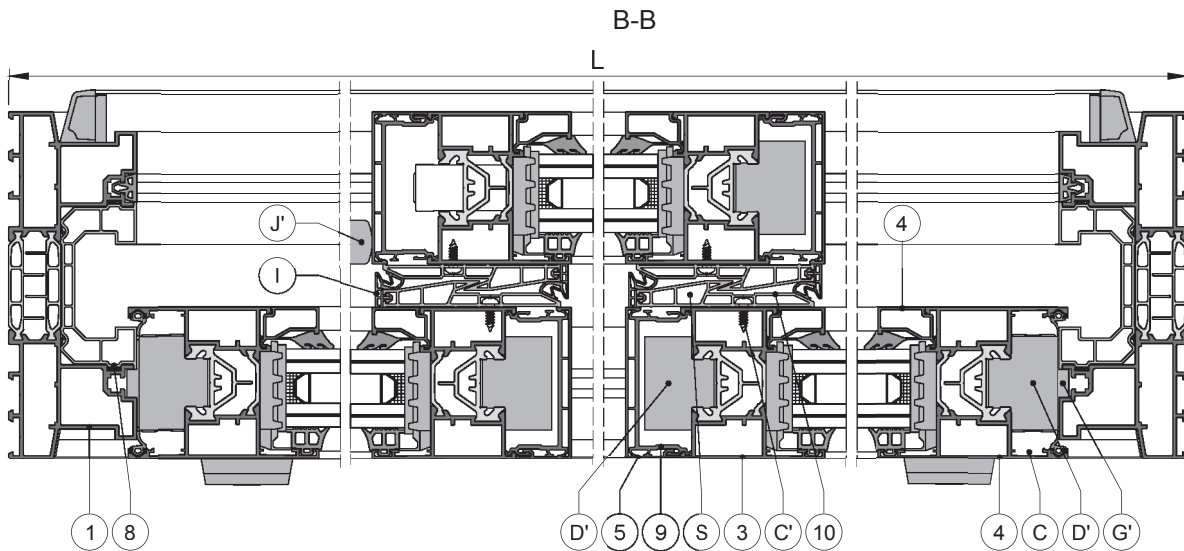
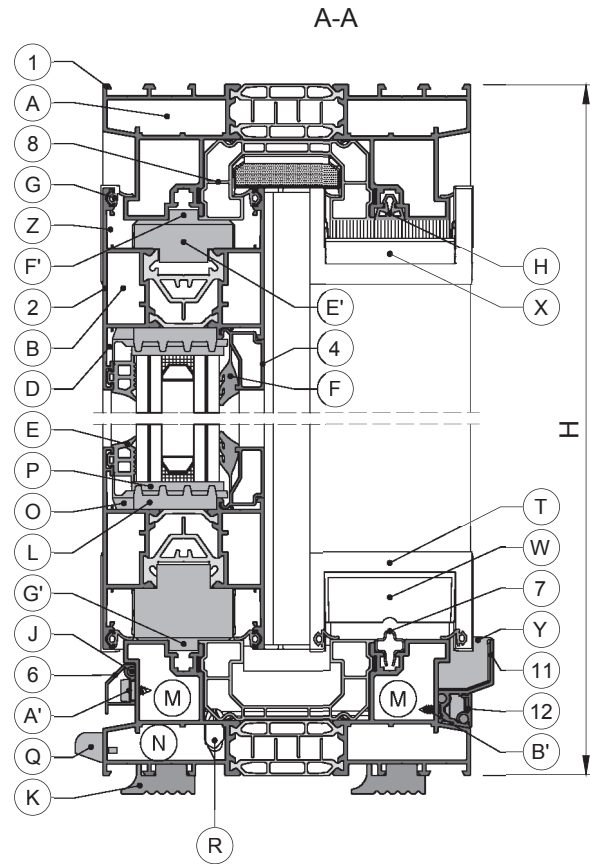
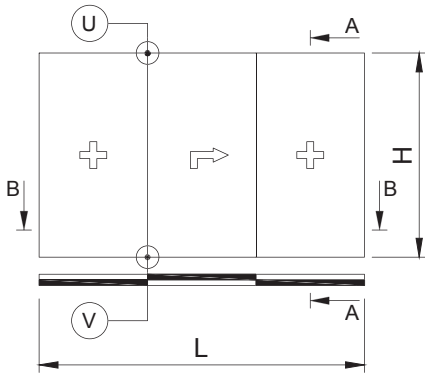


I - Distinte di taglio

2 binari - Alzante scorrevole

	PROFILI		QUANTITA'	FORMA	LUNGHEZZA TAGLIO	
1		C9K024	2 2		L H	
2		C9V101	2 2 2 2		H - 100 L/3 - 9 L/3 - 9 L/3 + 76	
3		C9V102	4		H - 143	
4		Gxxxxx	6 4 2		H - 276 L/3 - 141 L/3 - 56	
5		C9A018	4		H - 184	
6		C9A003	1		L - 44	
7		CO1103	2		L - 118	
8		KU2028	2 2		L - 48 H - 48	
9		KU2071	4		H - 184	
10		KU2054	4		H - 104	
11		C9A004	1		L - 80	
12		C9A005	1		L - 80	
	DIMENSIONI VETRO		1 2		L/3 - 70 L/3 - 155	H - 246 H - 246

2 binari - Alzante scorrevole



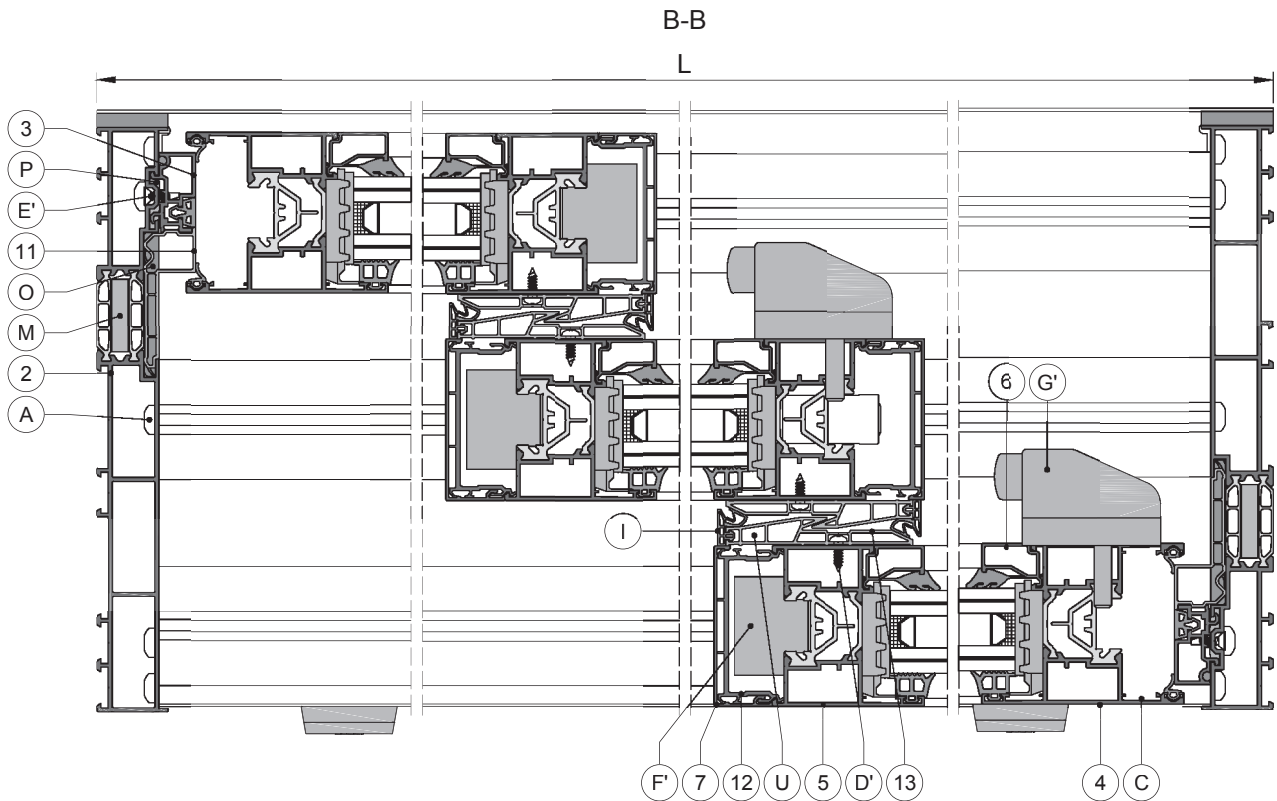
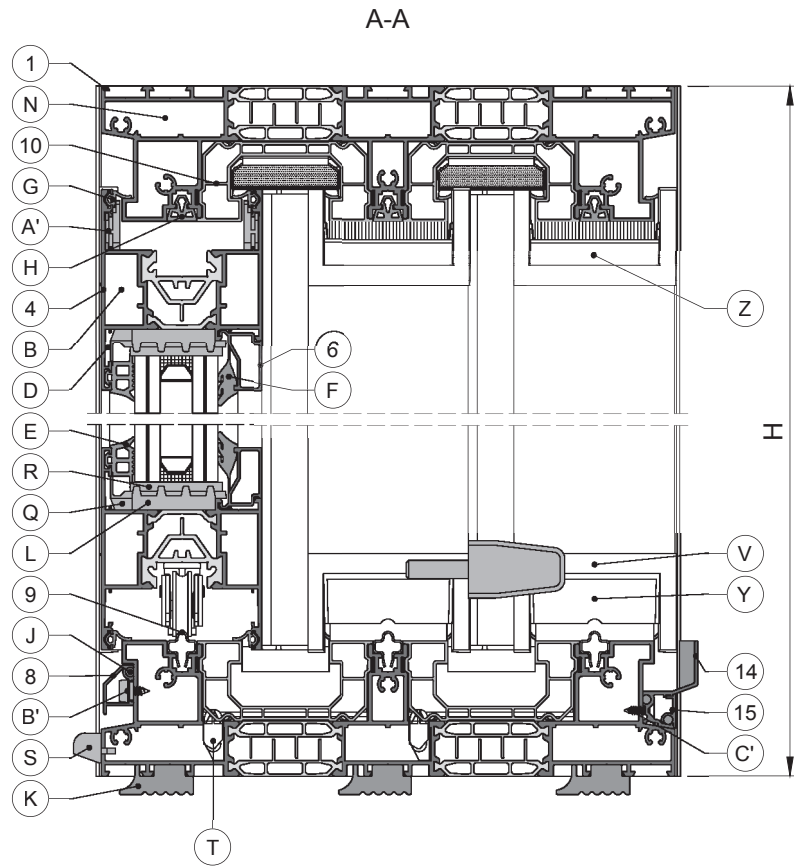
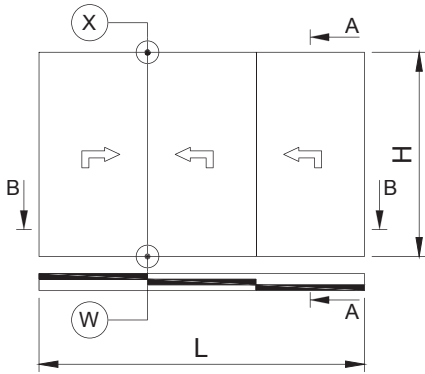
I - Distinte di taglio

2 binari - Alzante scorrevole

	ACCESSORI	QUANTITA'		ACCESSORI	QUANTITA'
A	HV0G05	8	S	VS4125 (set)	4
B	HV2N03	24	T	VS9225 (set)	4
C	HV4K00	24	U	CO1105 (set)	4
D	HV4K01	12	V	CO1111 (set)	4
E	RU0002	2L + 6H	W	CO1217	4
F	39R506 / 39R507 / 39R508	2L + 6H	X	CO1218	4
G	RU0121	4L + 4H	Y	VS2404	2
H	RU9704	2.33L + 2H	Z	VS5184	min. 12
I	RU4302	4H	A'	CO2279	L/0.3m
J	213006	2.1L	B'	SCC213	L/0.2m
K	RU9079	2L	C'	82K313	4(H/0.25m)
L	KU5001	2L + 6H	D'	BT6060	0.66L + 5H
M	VS9414	4	E'	BT6061	0.66L
N	VS9415	2	F'	CO2305	2
O	VS5126 / VS5130	24	G'	CO2306	10
P	9308x	24	H'	SCZ812	10
Q	VS0104	2	I'	SCZ617	10
R	VS0107	2	J'	SV9002	1
































3 binari - Alzante scorrevole

TAGLIO A 90°

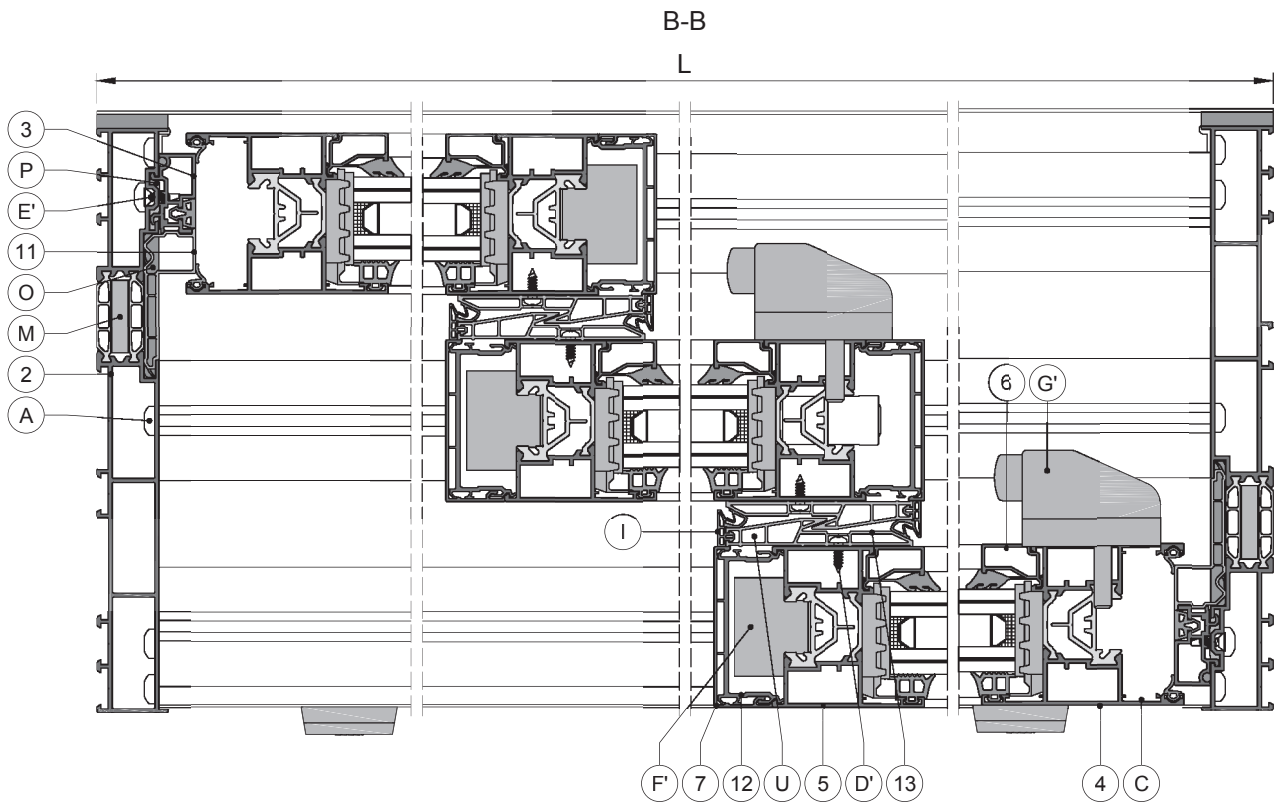
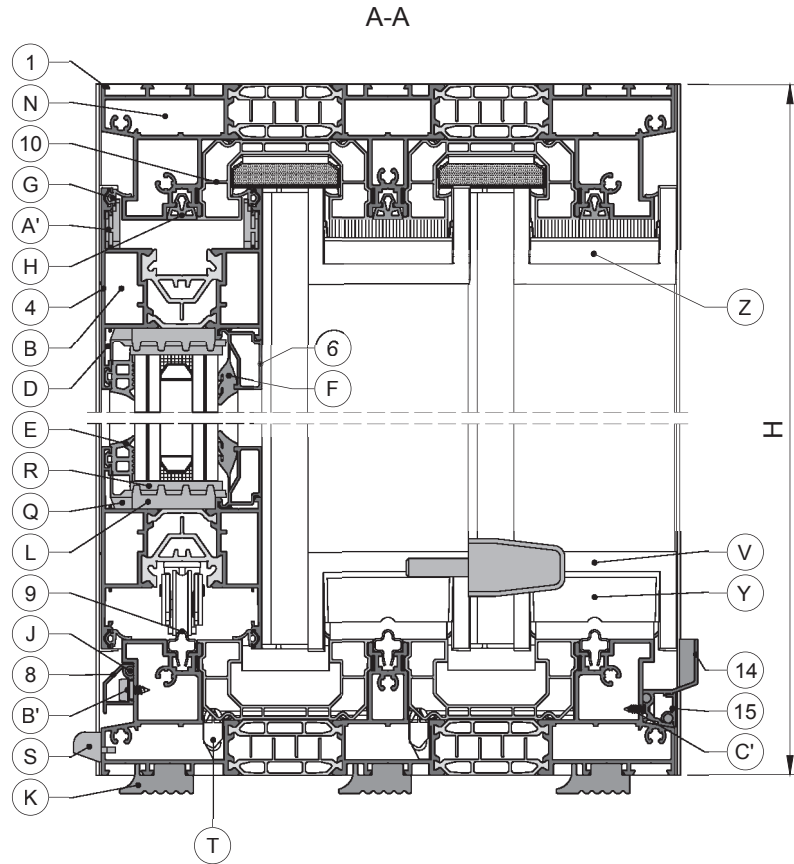
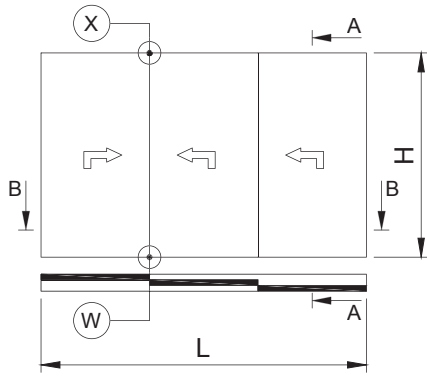


I - Distinte di taglio

3 binari - Alzante scorrevole

	PROFILI		QUANTITA'	FORMA	LUNGHEZZA TAGLIO	
		CODE			L	H
1		C9K134	2		L - 56	
2		C9K131	2			H
3		C9A100	2			H - 118
4		C9V101	2 2 2 2			H - 100 L/3 + 30 L/3 + 30 L/3 + 30
5		C9V102	4			H - 143
6		Gxxxxx	6 6			H - 276 L/3 - 102
7		C9A018	4			H - 184
8		C9A003	1		L - 56	
9		CO1103	2 1		L - 71 L - 56	
10		KU2028	4		L - 56	
11		KU2035	2			H - 118
12		KU2071	4			H - 184
13		KU2054	4			H - 104
14		C9A004	1		L	
15		C9A005	1		L - 56	
DIMENSIONE VETRO			3		L/3 - 116	H - 246

3 binari - Alzante scorrevole



I - Distinte di taglio

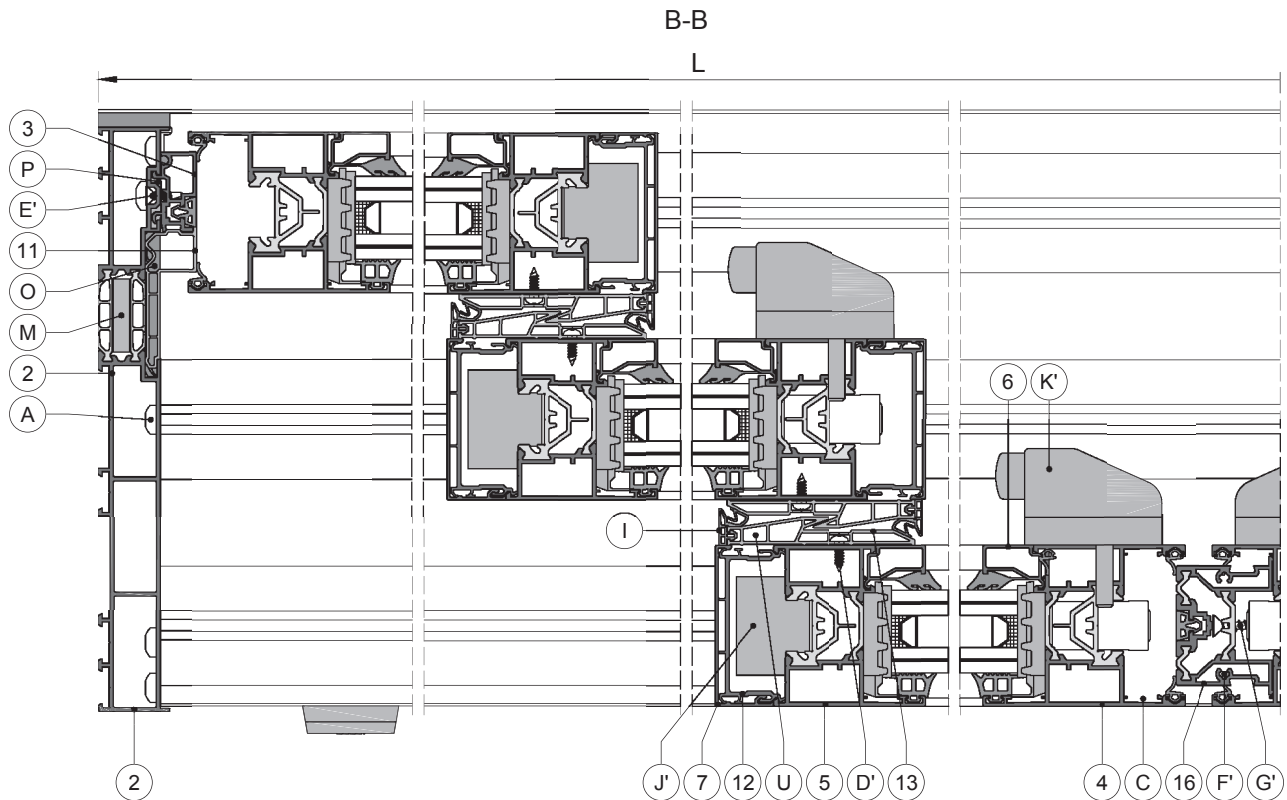
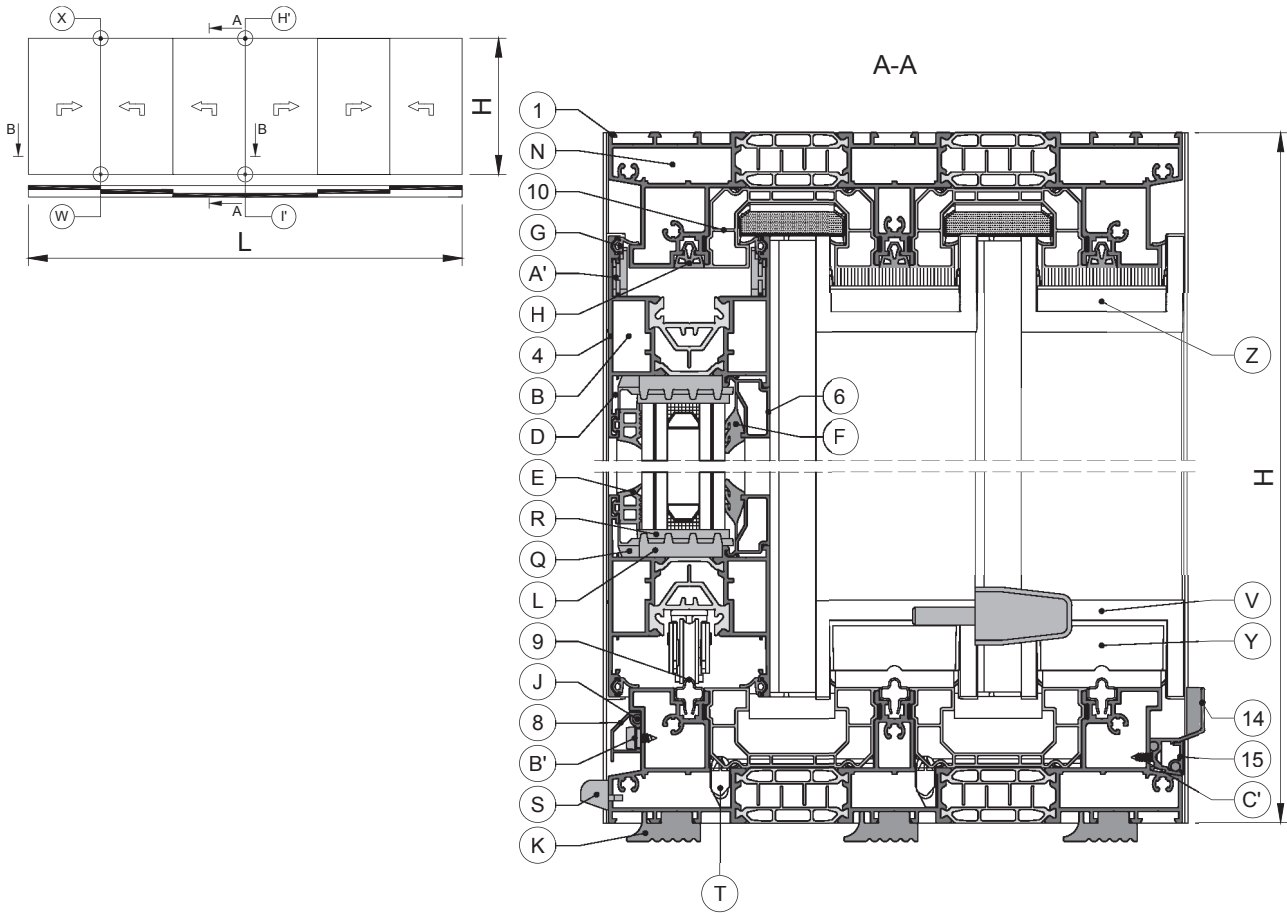
3 binari - Alzante scorrevole

	ACCESSORI	QUANTITA'
A	SCA604	20
B	HV2N03	24
C	HV4K00	24
D	HV4K01	12
E	RU0002	2L + 6H
F	39R506 / 39R507 / 39R508	2L + 6H
G	RU0121	4L + 4H
H	RU9704	3L + 2H
I	RU4302	4H
J	213006	2.1L + 2H
K	RU9079	3L
L	KU5001	2L + 6H
M	BT6019	2H
N	VS9999	4
O	VS9957	5
P	CO0132	4
Q	VS5126 / VS5130	24

	ACCESSORI	QUANTITA'
R	9308x	24
S	VS0104	2
T	VS0107	2
U	VS4125 (set)	4
V	VS9225 (set)	4
W	CO1105 (set)	2
X	CO1111 (set)	2
Y	CO1217	4
Z	CO1218	4
A'	VS5184	min. 12
B'	CO2279	L/0.3m
C'	SCC213	L/0.2m
D'	82K313	4(H/0.25m)
E'	SCZ401	2(H/0.6m)
F'	BT6060	3H
G'	SV9002	1








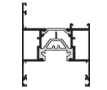




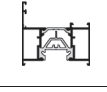

























3 binari - Alzante scorrevole

TAGLIO A 90° - 4 ANTE

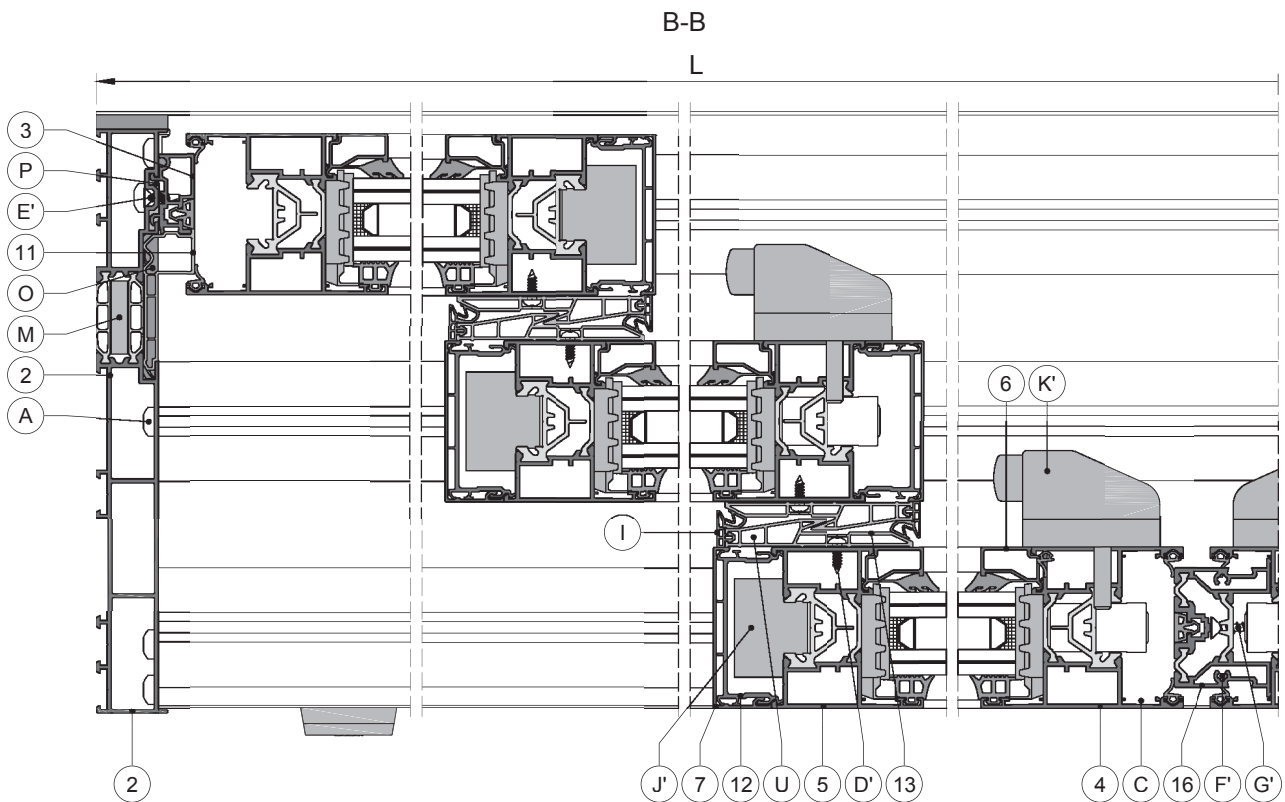
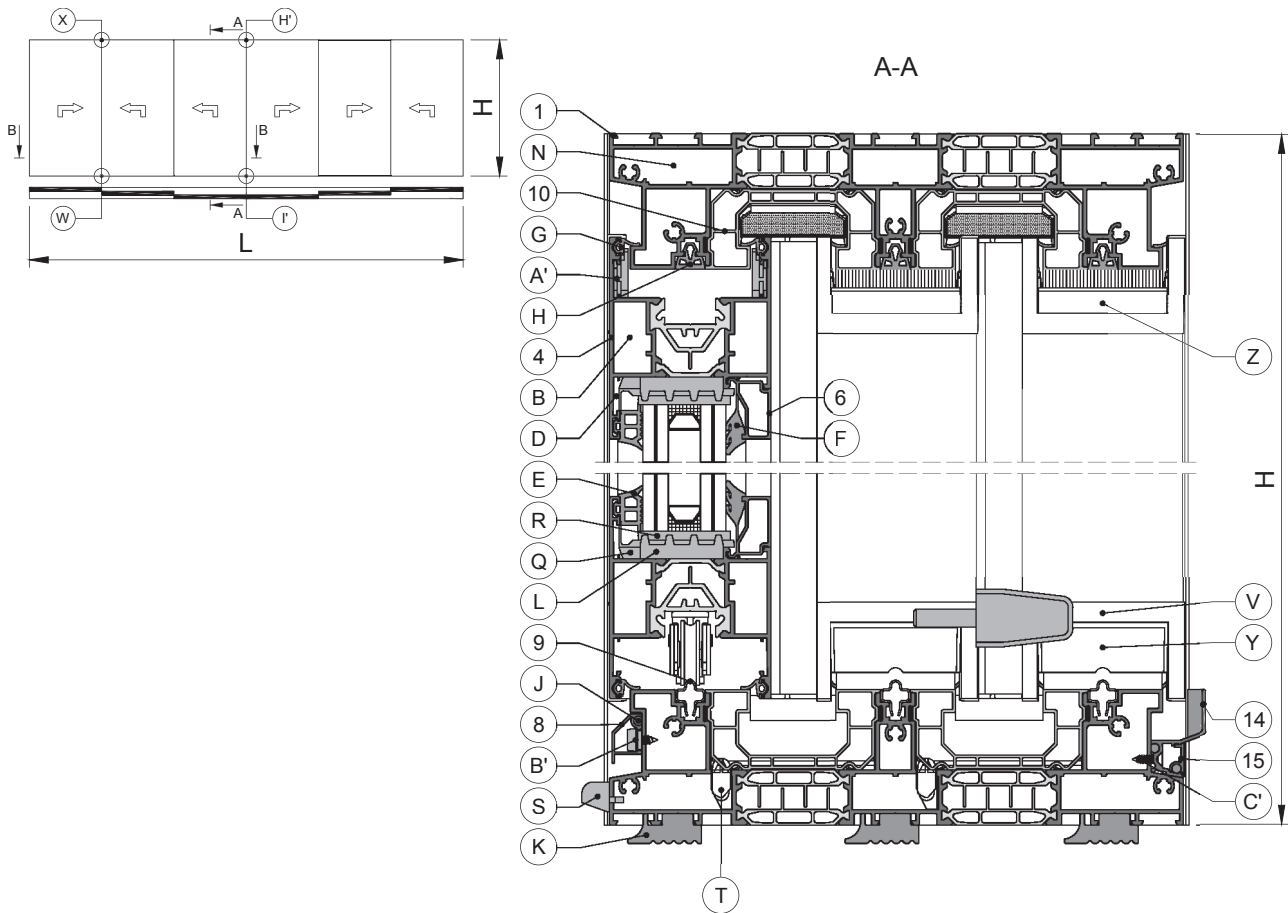


I - Distinte di taglio

3 binari - Alzante scorrevole

	PROFILI		QUANTITA'	FORMA	LUNGHEZZA TAGLIO	
		CODE			L	H
1		C9K134	2		L - 56	
2		C9K131	2			H
3		C9A100	2			H - 118
4		C9V101	4			H - 100
			4		L/6 + 41	
			4		L/6 + 41	
			4		L/6 + 41	
5		C9V102	8			H - 143
6		Gxxxxx	12			H - 276
			12		L/6 - 91	
7		C9A018	8			H - 184
8		C9A003	1		L - 56	
9		CO1103	1		L - 86	
			2		L - 56	
10		KU2028	4		L - 56	
11		KU2035	2			H - 118
12		KU2071	8			H - 184
13		KU2054	8			H - 104
14		C9A004	1		L	
15		C9A005	1		L - 56	
16		C9C002	1			H - 179
DIMENSIONE VETRO			6		L/6 - 105	H - 246

3 binari - Alzante scorrevole

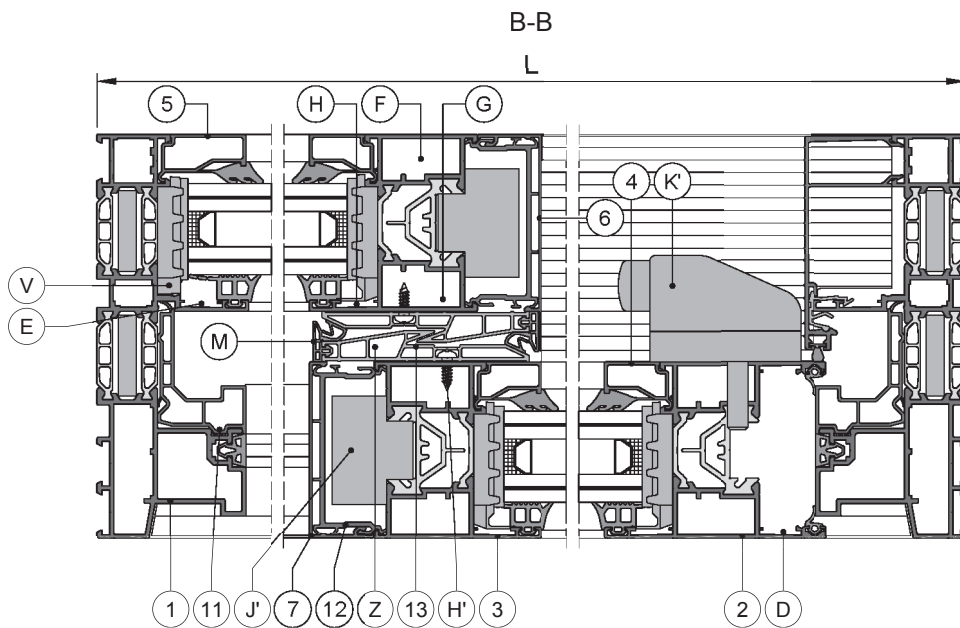
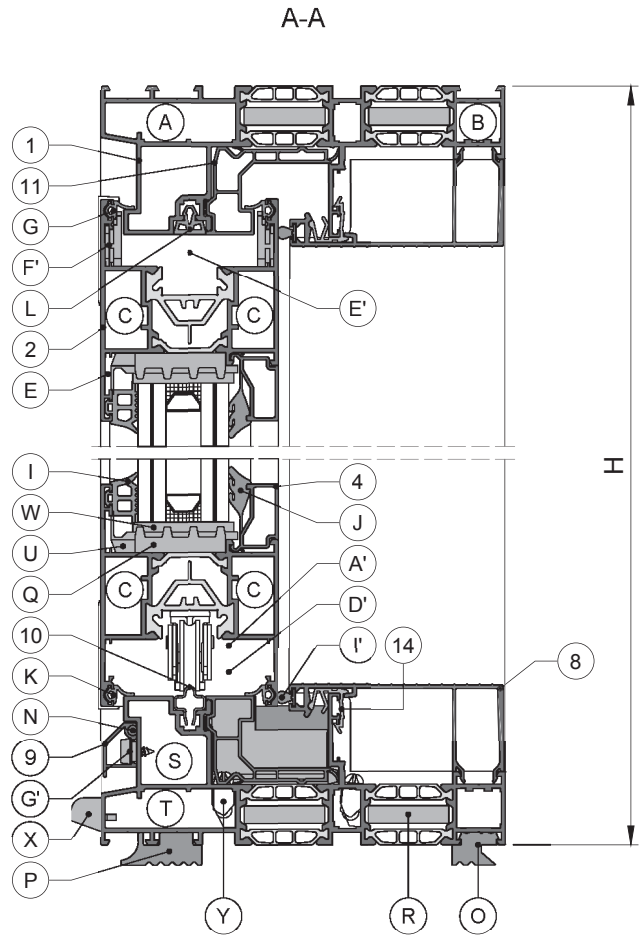
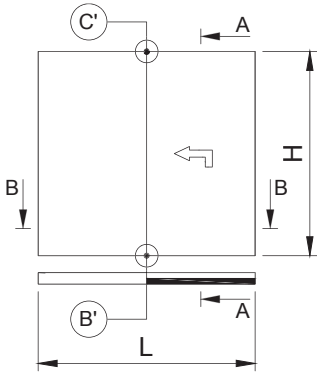


3 binari - Alzante scorrevole

	ACCESSORI	QUANTITA'		ACCESSORI	QUANTITA'
A	SCA604	20	T	VS0107	4
B	HV2N03	48	U	VS4125 (set)	8
C	HV4K00	48	V	VS9225 (set)	8
D	HV4K01	24	W	CO1105 (set)	4
E	RU0002	2L + 12H	X	CO1111 (set)	4
F	39R506 / 39R507 / 39R508	2L + 12H	Y	CO1217	8
G	RU0121	4L + 4H	Z	CO1218	8
H	RU9704	3L + 3H	A'	VS5184	min. 24
I	RU4302	8H	B'	CO2279	L/0.3m
J	213006	2.1L + 2H	C'	SCC213	L/0.2m
K	RU9079	3L	D'	82K313	8(H/0.25m)
L	KU5001	2L + 12H	E'	SCZ401	2(H/0.6m)
M	BT6019	2H	F'	290-003	4
N	VS9999	4	G'	SCZ817	L/0.5m
O	VS9957	5	H'	CO1118 + CO1214	1 + 1
P	CO0132	4	I'	CO1125 + CO1214	1 + 1
Q	VS5126 / VS5130	48	J'	BT6060	3H
R	9308x	48	K'	SV9002	2
S	VS0104	2			





























1 binario - Alzante scorrevole

C9K014 - TAGLIO A 45°

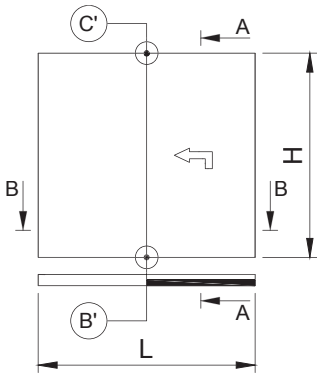


I - Distinte di taglio

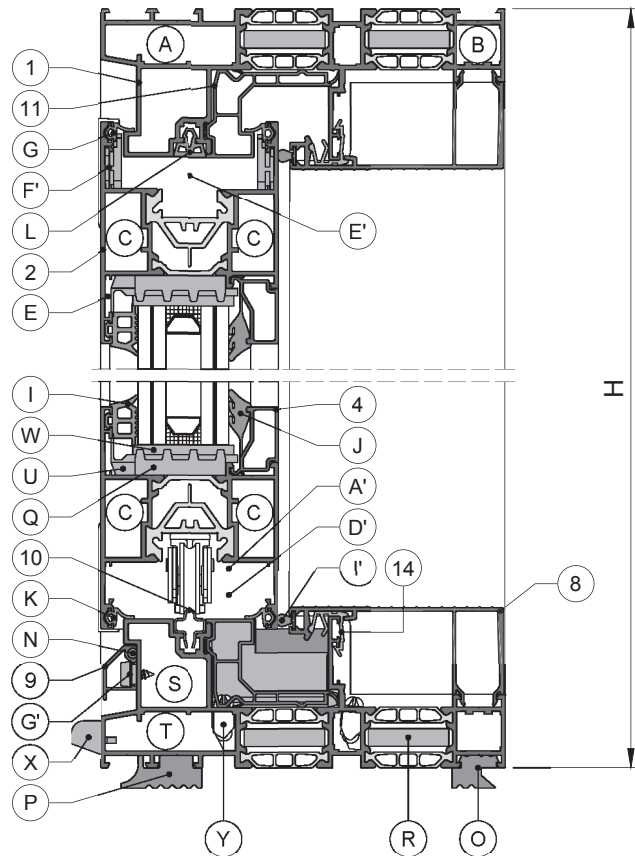
1 binario - Alzante scorrevole

	PROFILI		QUANTITA'	FORMA	LUNGHEZZA TAGLIO	
1		C9K014	2 2		L H	
2		C9V101	1 1 1		H - 100 L/2 + 29 L/2 + 29	
3		C9V102	1 1		H - 143 H - 58	
4		Gxx3xx	2 2 1		H - 276 L/2 - 103 H - 118	
5		Gxx7xx	2 1		L/2 - 95 H - 118	
6		C9A023	1		H - 58	
7		C9A018	1		H - 184	
8		C9A012	2 1		L/2 - 33 H - 128	
9		C9A003	1		L - 44	
10		CO1103	2		L - 118	
11		KU2065	2 2		L - 48 H - 48	
12		KU2071	1 1		H - 184 H - 122	
13		KU2054	2		H - 104	
14		215008	2 1		L/2 - 100 H - 140	
	DIMENSIONE VETRO		1 1		L/2 - 117 L/2 - 109	H - 246 H - 72

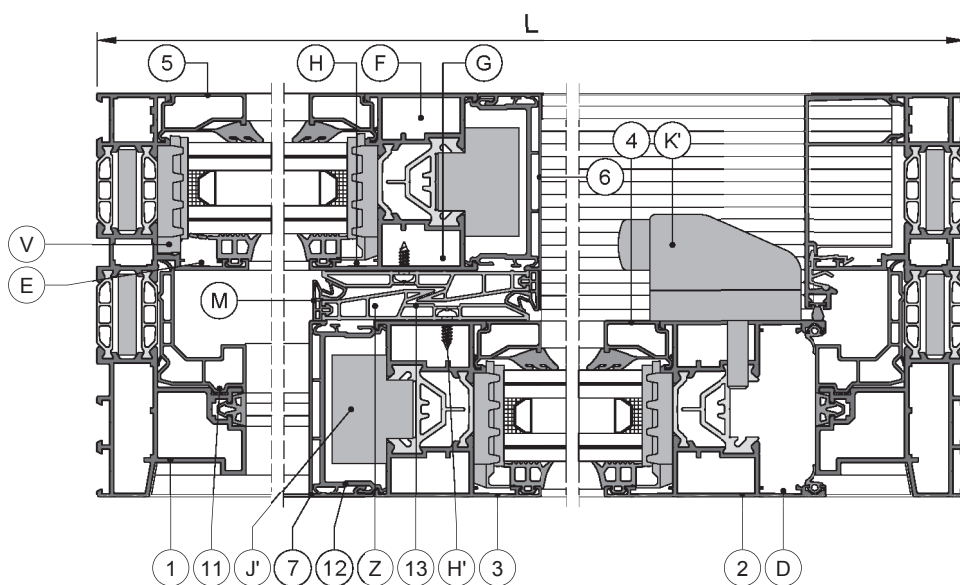
1 binario - Alzante scorrevole



A-A



B-B



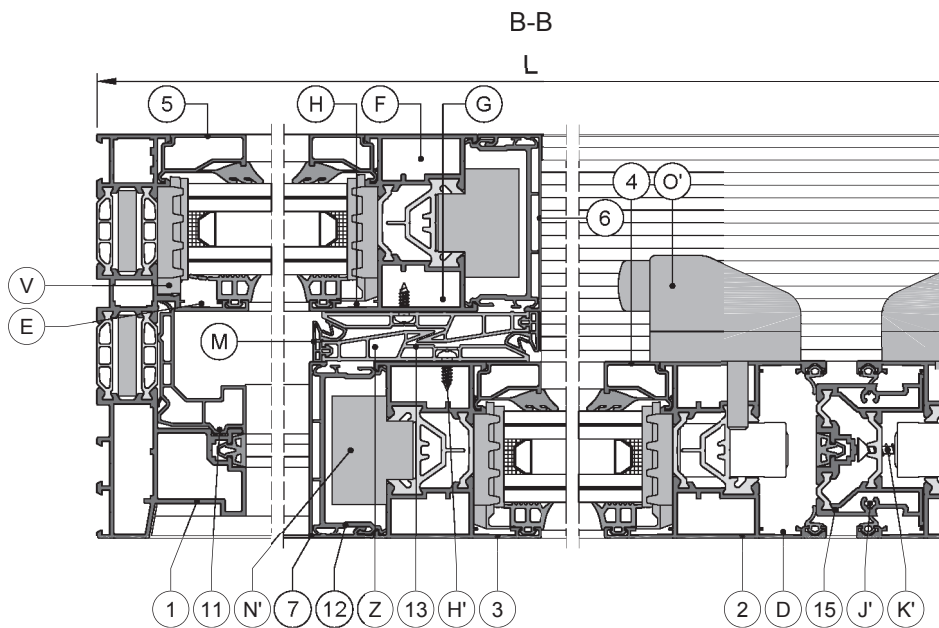
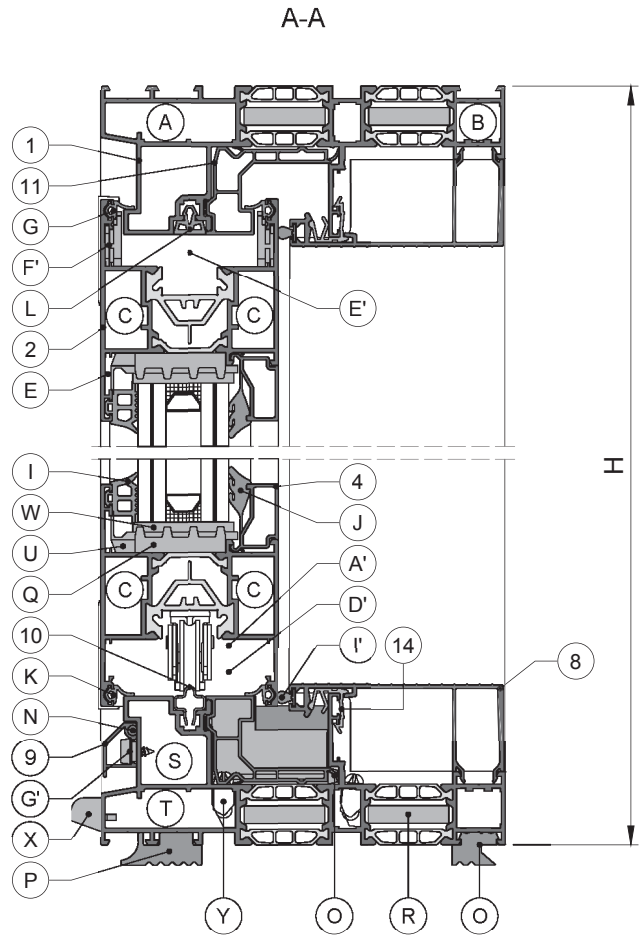
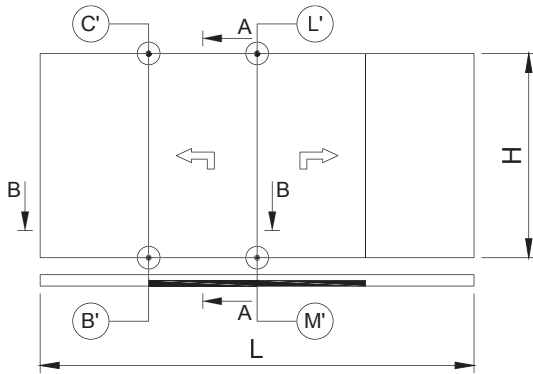
I - Distinte di taglio

1 binario - Alzante scorrevole






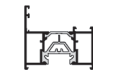









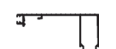















	ACCESSORI	QUANTITA'		ACCESSORI	QUANTITA'
A	HV0G05	4	T	VS9415	2
B	HV0G06	4	U	VS5126	10
C	HV2N03	8	V	VS5136	6
D	HV4K00	4	W	9308x	16
E	HV4K01	8	X	VS0104	2
F	TS2H04	2	Y	VS0107	3
G	TS9N03	2	Z	VS4125 (set)	2
H	TS9Z05	2	A'	VS9225 (set)	1
I	RU0002	2L + 4H	B'	CO1211	1
J	39R506 / 39R507 / 39R508	2L + 4H	C'	CO1212	1
K	RU0121	2L + 2H	D'	CO1217	1
L	RU9704	L + 2H	E'	CO1218	1
M	RU4302	2H	F'	VS5184	min. 4
N	213006	L	G'	CO2279	L/0.3m
O	RU9165 (RU9160)	L	H'	82K313	2(H/0.25m)
P	RU9079	L	I'	KU6004	L + H
Q	KU5001	2L + 4H	J'	BT6060	2H
R	BT6019	4L+ 4H	K'	SV9002	1
S	VS9414	2			

1 binario - Alzante scorrevole

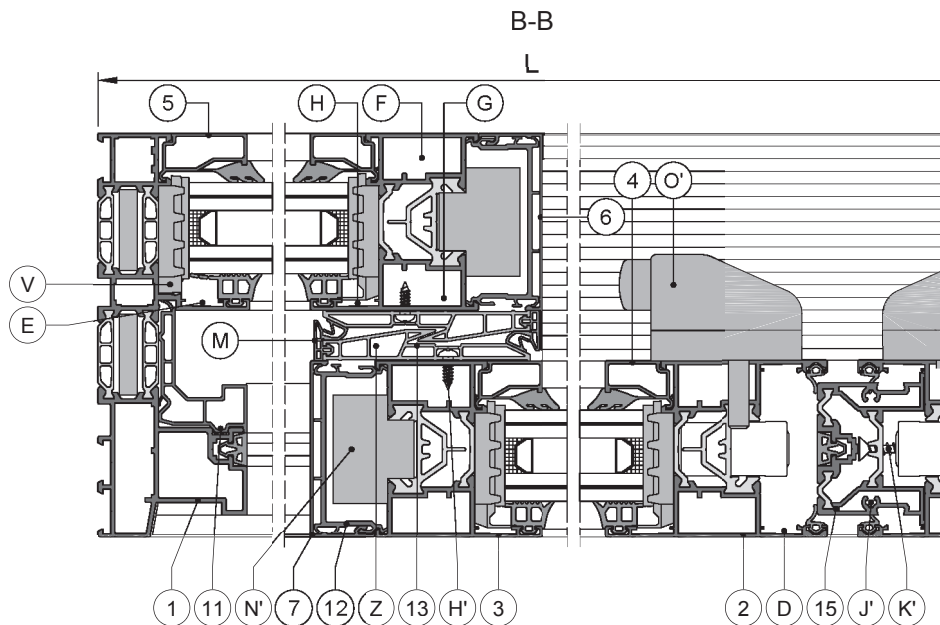
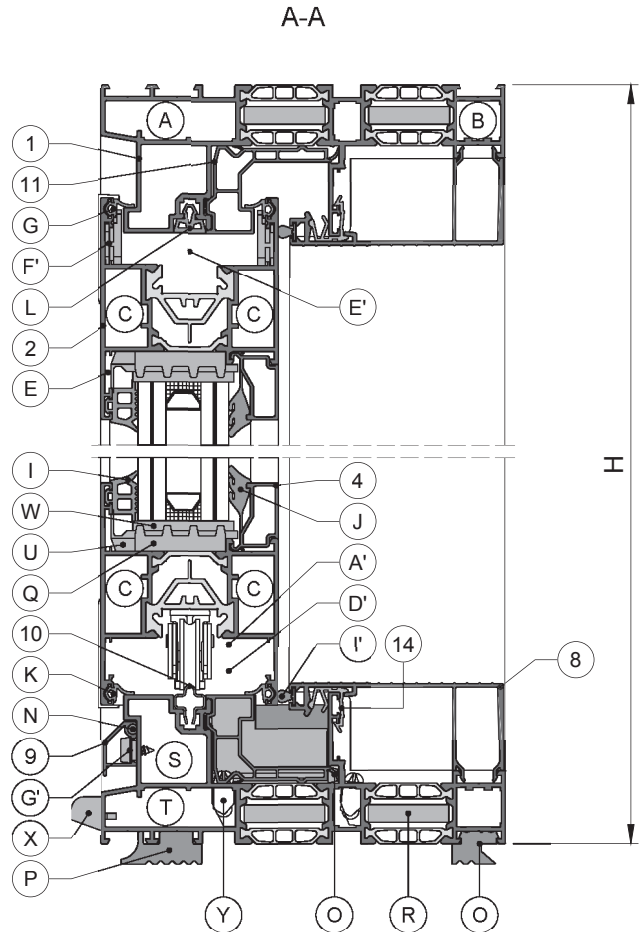
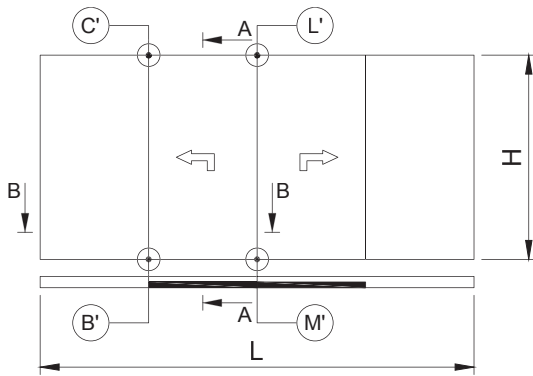
C9K014 - TAGLIO A 45° - 4 ANTE



1 binario - Alzante scorrevole

	PROFILI		QUNATITA'	FORMA	LUNGHEZZA TAGLIO	
		CODE			L	H
1		C9K014	2 2		L	H
2		C9V101	2 2 2		H - 100 L/4 + 53 L/4 + 53	
3		C9V102	2 2		H - 143 H - 58	
4		Gxx3xx	4 4 2		H - 276 L/4 - 78.5 H - 118	
5		Gxx7xx	4 2		L/4 - 70.5 H - 118	
6		C9A023	2		H - 58	
7		C9A018	2		H - 184	
8		C9A012	2		L/2 - 57	
9		C9A003	1		L - 44	
10		CO1103	1		L - 118	
11		KU2065	2 2		L - 48 H - 48	
12		KU2071	2 2		H - 122 H - 184	
13		KU2054	4		H - 104	
14		215008	2		L/2 - 57	
1		C9C002	1		H - 179	
	DIMENSIONE VETRO		2 2		L/4 - 92.5 L/4 - 84.5	H - 246 H - 72

1 binario - Alzante scorrevole

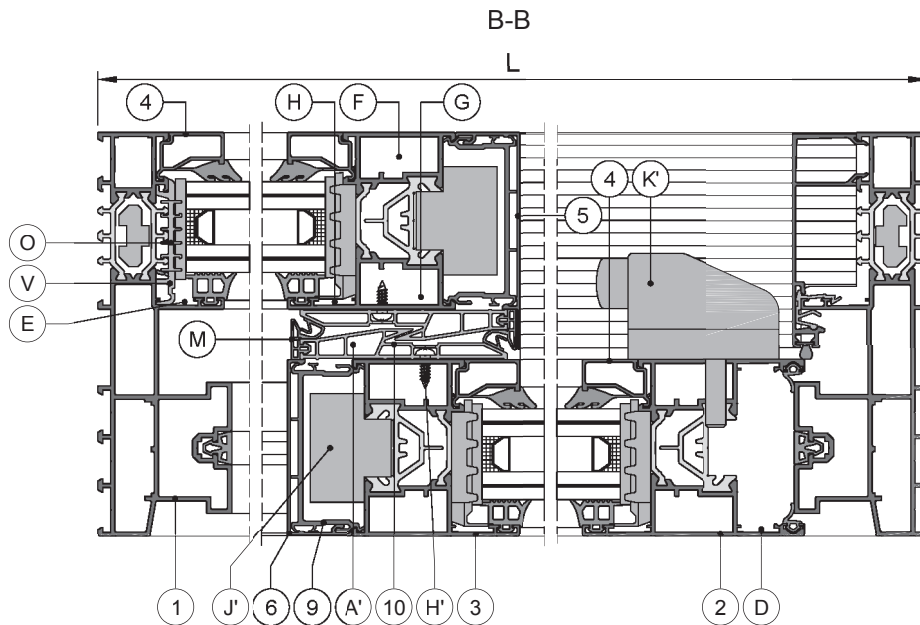
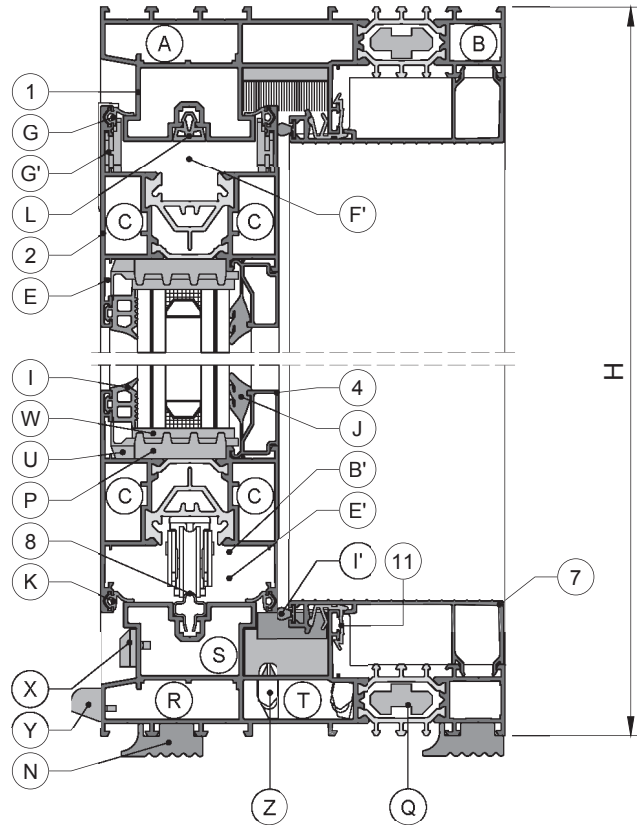
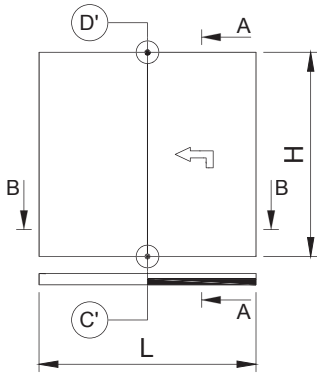


1 binario - Alzante scorrevole

	ACCESSORI	QUANTITA'		ACCESSORI	QUANTITA'
A	HV0G05	4	V	VS5136	12
B	HV0G06	4	W	9308x	32
C	HV2N03	16	X	VS0104	2
D	HV4K00	8	Y	VS0107	6
E	HV4K01	12	Z	VS4125 (set)	4
F	TS2H04	4	A'	VS9225 (set)	2
G	TS9N03	4	B'	CO1211	2
H	TS9Z05	4	C'	CO1212	2
I	RU0002	2L + 8H	D'	CO1217	2
J	39R506 / 39R507 / 39R508	2L + 8H	E'	CO1218	2
K	RU0121	2L + 4H	F'	VS5184	min. 8
L	RU9704	L + 3H	G'	CO2279	L/0.3m
M	RU4302	4H	H'	82K313	4(H/0.25m)
N	213006	L	I'	KU6004	L
O	RU9165 (RU9160)	L	J'	290-003	4
P	RU9079	L	K'	SCZ817	L/0.5m
Q	KU5001	2L + 8H	L'	CO1118 + CO1214	1 + 1
R	BT6019	4L + 4H	M'	CO1125 + CO1214	1 + 1
S	VS9414	2	N'	BT6060	4H
T	VS9415	2	O'	SV9002	2
U	VS5126	20			






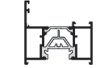
















1 binario - Alzante scorrevole

C9K017 - TAGLIO A 45°

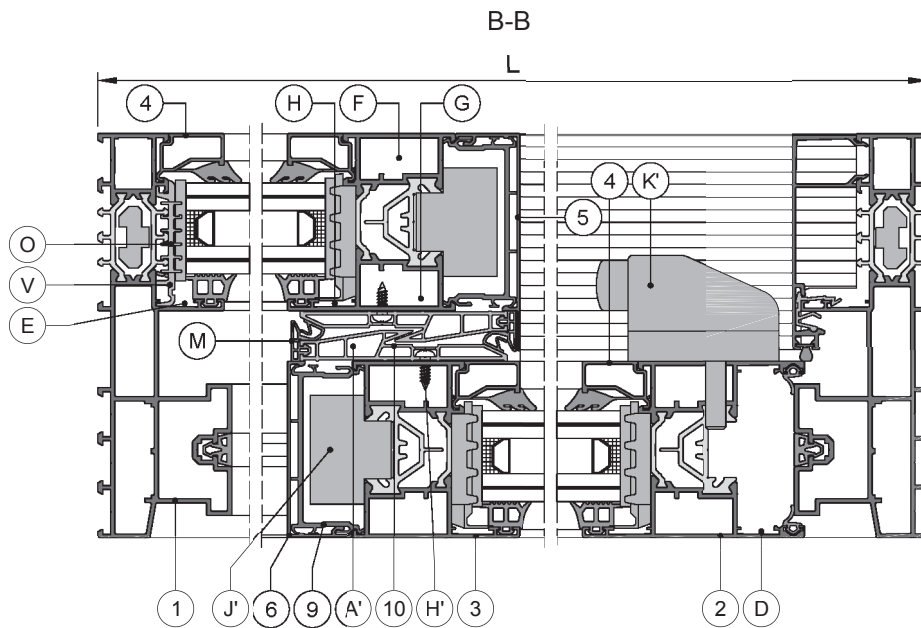
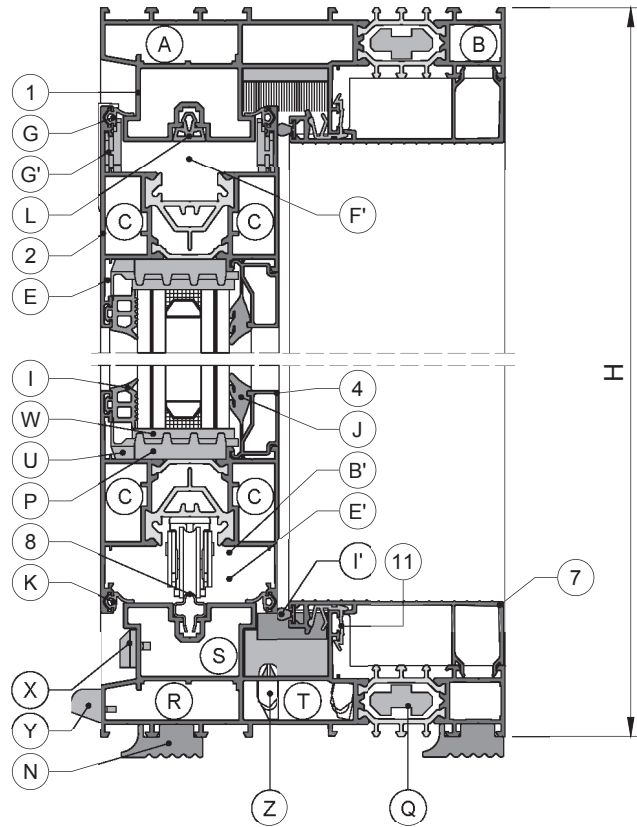
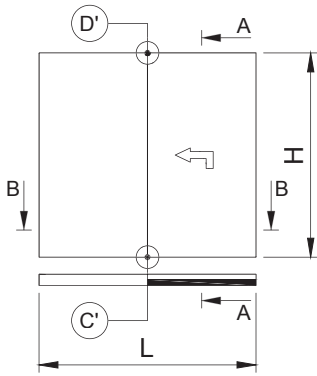


I - Distinte di taglio

1 binario - Alzante scorrevole

	PROFILI		QUANTITA'	FORMA	LUNGHEZZA TAGLIO	
1		C9K017	2 2		L H	
2		C9V101	1 1 1		H - 88 L/2 + 36.5 L/2 + 36.5	
3		C9V102	1 1		H - 131 H - 56	
4		Gxx3xx	2 4 2		H - 264 L/2 - 95.5 H - 100	
5		C9A023	1		H - 56	
6		C9A018	1		H - 172	
7		C9A010	2 1		L/2 - 30.5 H - 104	
8		CO1103	1		L - 106	
9		KU2071	1 1		H - 172 H - 110	
10		KU2054	2		H - 92	
11		215008	2		L/2 - 100 H - 140	
	DIMENSIONE VETRO		1 1		L/2 - 109 L/2 - 109	H - 234 H - 70

1 binario - Alzante scorrevole



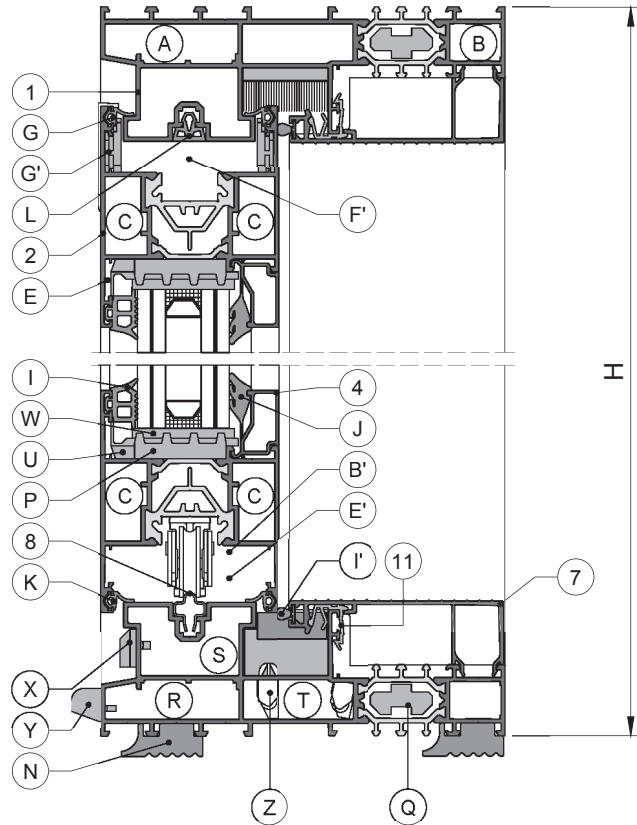
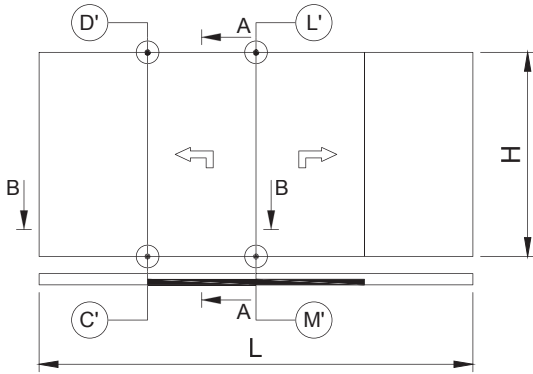
I - Distinte di taglio

1 binario - Alzante scorrevole

	ACCESSORI	QUANTITA'		ACCESSORI	QUANTITA'
A	HV0G05	4	T	VS9418	2
B	HV0H01	4	U	VS5126	10
C	HV2N03	8	V	VS5142	6
D	HV4K00	8	W	9308x	16
E	HV4K01	4	X	703575	min. 3
F	TS2H04	2	Y	VS0104	2
G	TS9N03	2	Z	VS0107	3
H	TS9Z05	2	A'	VS4125 (set)	2
I	RU0002	2L + 4H	B'	VS9225 (set)	1
J	39R506 / 39R507 / 39R508	2L + 4H	C'	CO1116	1
K	RU0121	2L + 2H	D'	CO1114	1
L	RU9704	L + 2H	E'	CO1217	1
M	RU4302	2H	F'	CO1218	1
N	RU9079	2L	G'	VS5184	min. 4
O	KU5004	L + H	H'	82K313	2(H/0.25m)
P	KU5001	L + 3H	I'	KU6004	L + H
Q	BT6000	2L + 2H	J'	BT6060	2H
R	VS9415	2	K'	SV9002	1
S	VS9417	2			

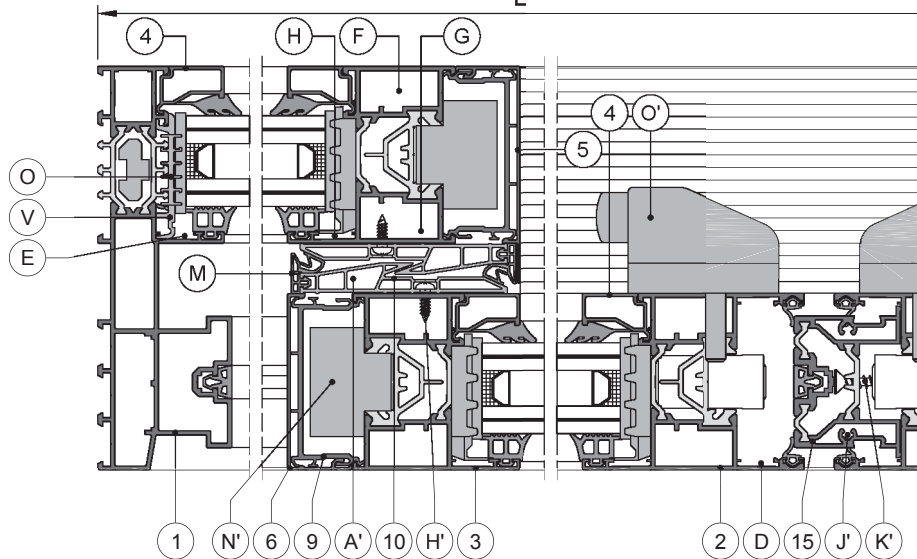
1 binario - Alzante scorrevole

C9K017 - TAGLIO A 45° - 4 ANTE






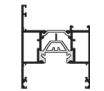

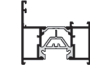



















B-B

L

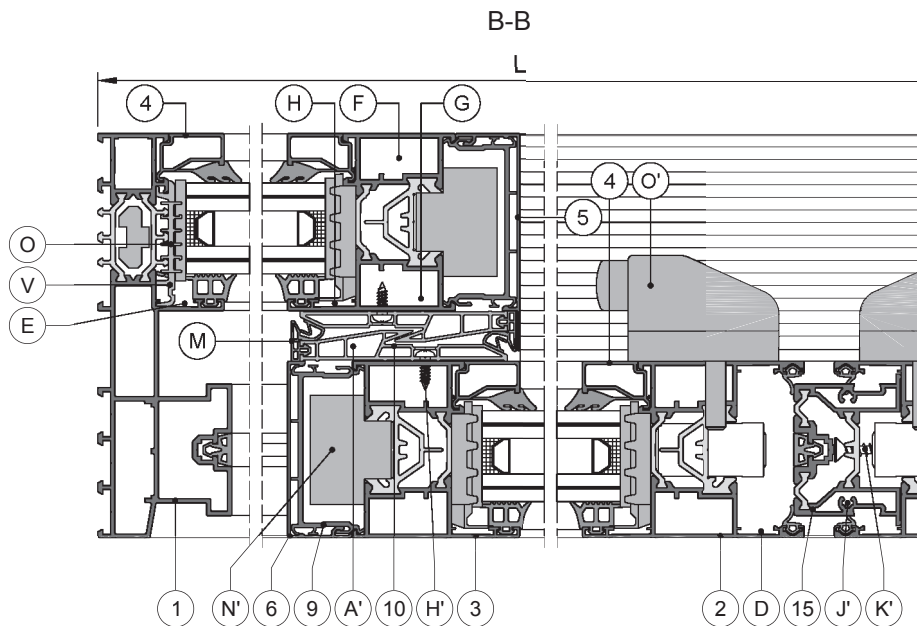
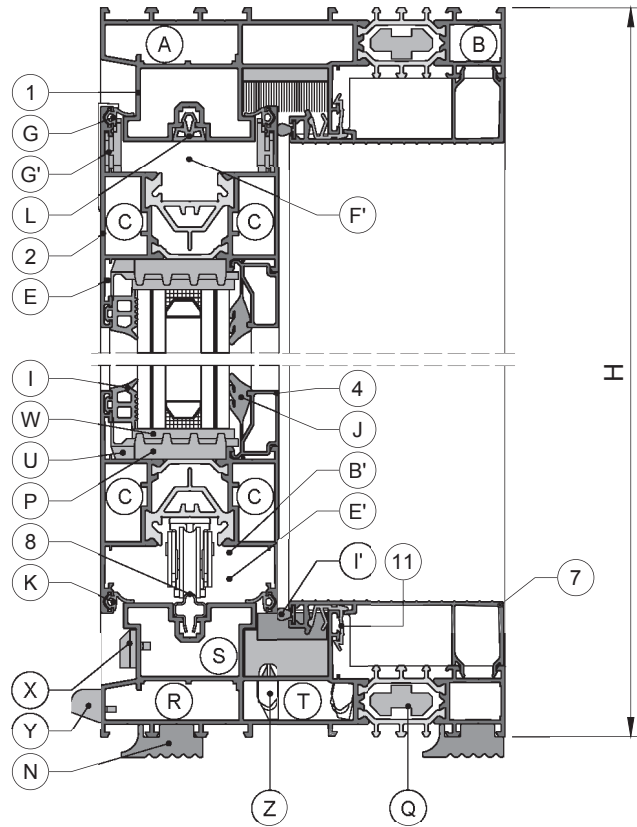
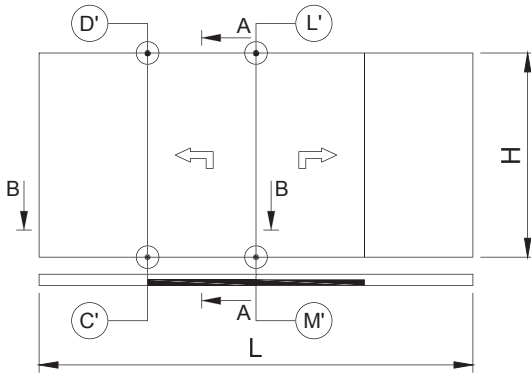


I - Distinte di taglio

1 binario - Alzante scorrevole

	PROFILI		QUANTITA'	FORMA	LUNGHEZZA TAGLIO	
		CODE			L	H
1		C9K017	2 2		L	H
2		C9V101	2 2 2		H - 88 L/4 + 58 L/4 + 58	
3		C9V102	2 2		H - 131 H - 56	
4		Gxx3xx	4 8 4		H - 264 L/4 - 74 H - 100	
5		C9A023	2		H - 56	
6		C9A018	2		H - 172	
7		C9A010	2		L/2 - 48	
8		CO1103	1		L - 106	
9		KU2071	2 2		H - 172 H - 110	
10		KU2054	4		H - 92	
11		215008	2		L/2 - 48	
12		C9C002	1		H - 167	
	DIMENSIONE VETRO		2 2		L/4 - 88 L/4 - 88	H - 234 H - 70

1 binario - Alzante scorrevole



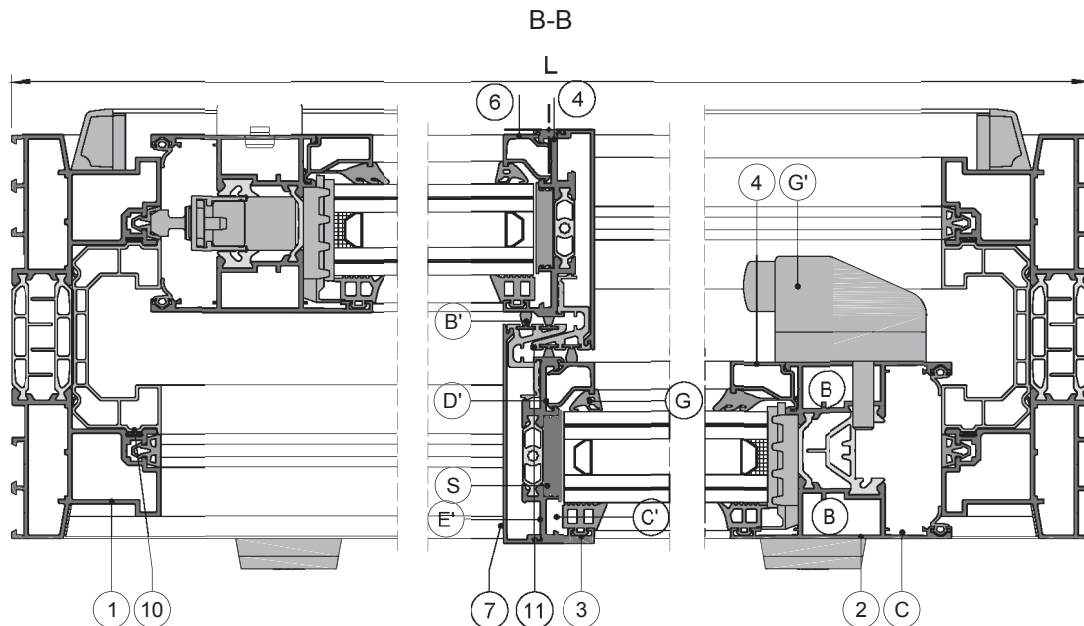
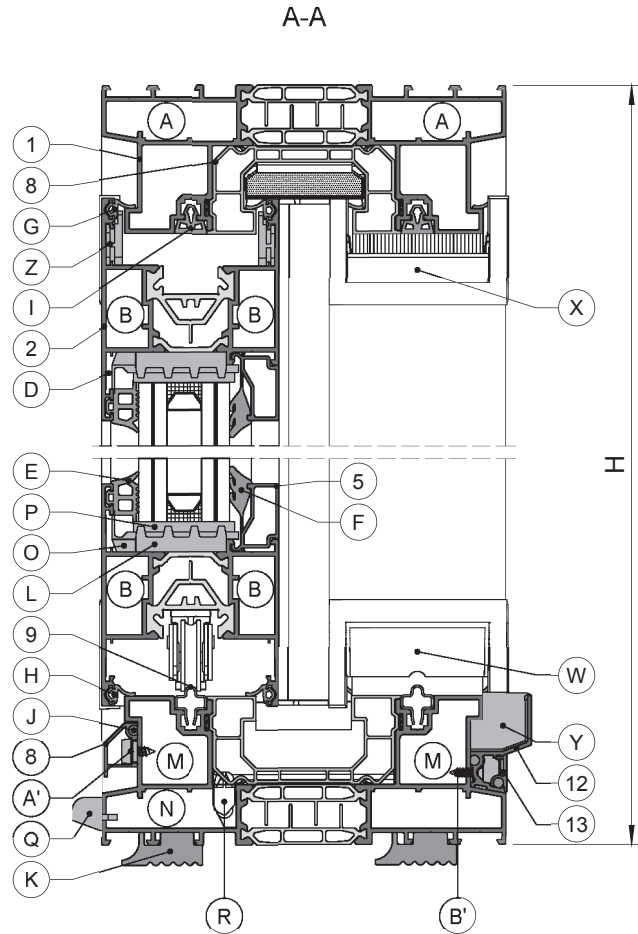
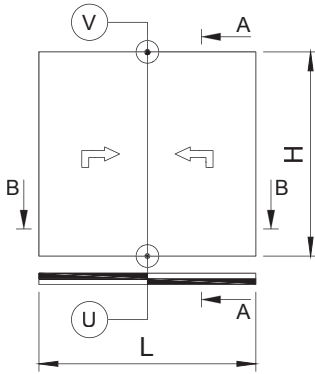
I - Distinte di taglio

1 binario - Alzante scorrevole

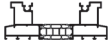



























	ACCESSORI	QUANTITA'		ACCESSORI	QUANTITA'
A	HV0G05	4	V	VS5142	12
B	HV0H01	4	W	9308x	32
C	HV2N03	16	X	703575	min. 6
D	HV4K00	16	Y	VS0104	2
E	HV4K01	12	Z	VS0107	6
F	TS2H04	4	A'	VS4125 (set)	4
G	TS9N03	4	B'	VS9225 (set)	2
H	TS9Z05	4	C'	CO1116	2
I	RU0002	2L + 8H	D'	CO1114	2
J	39R506 / 39R507 / 39R508	2L + 8H	E'	CO1217	2
K	RU0121	2L + 4H	F'	CO1218	2
L	RU9704	L + 3H	G'	VS5184	min. 8
M	RU4302	4H	H'	82K313	4(H/0.25m)
N	RU9079	2L	I'	KU6004	L
O	KU5004	L + 2H	J'	290-003	4
P	KU5001	L + 6H	K'	SCZ817	L/0.5m
Q	BT6000	2L+ 2H	L'	CO1118 + CO1214	1 + 1
R	VS9415	2	M'	CO1125 + CO1214	1 + 1
S	VS9417	2	N'	BT6060	4H
T	VS9418	2	O'	SV9002	2
U	VS5126	20			

2 binari - Alzante scorrevole - Incontro ridotto

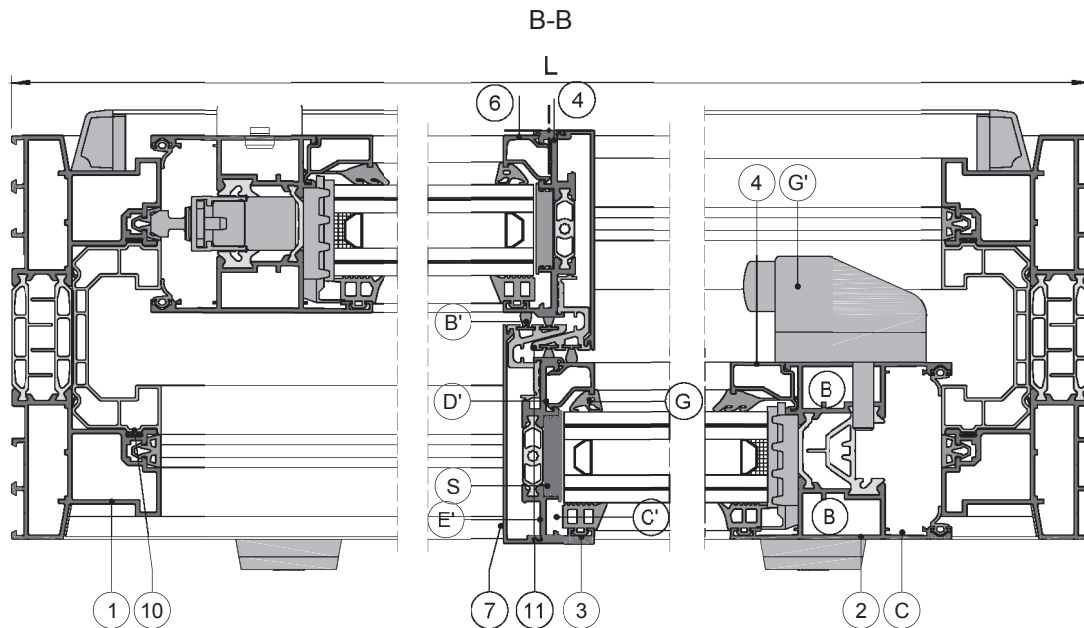
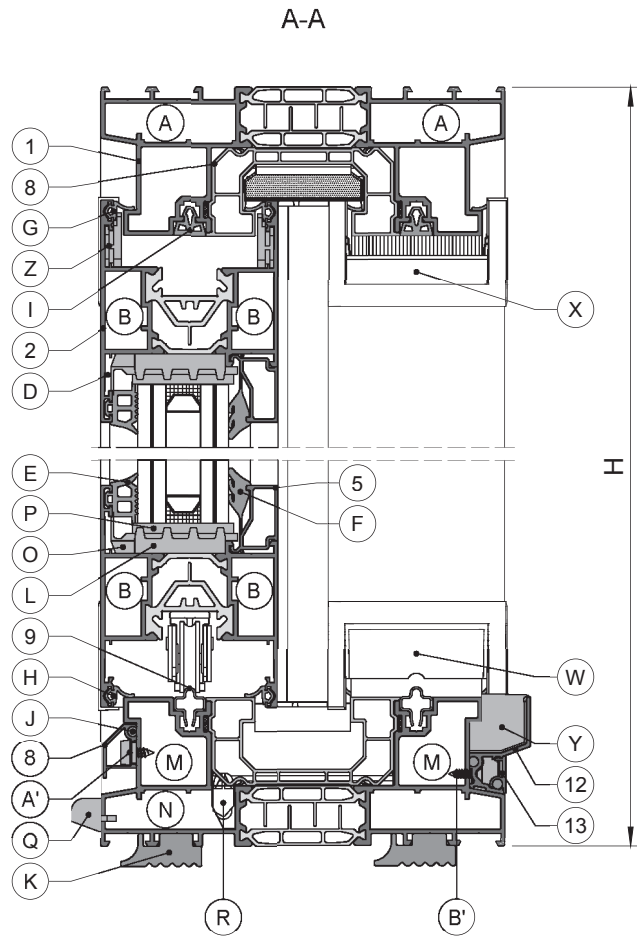
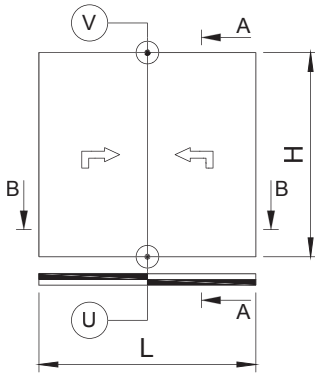
TAGLIO A 45°



2 binari - Alzante scorrevole - Incontro ridotto

	PROFILI		QUANTITA'	FORMA	LUNGHEZZA TAGLIO	
1		C9K024	2 2		L H	
2		C9V101	2 2 2		H - 100 L/2 - 59 L/2 - 59	
3		C9V107	1		H - 100	
4		C9V108	1		H - 100	
5		Gxx3xx	2 4		H - 276 L/2 - 139	
6		GC00xx	2		H - 232	
7		C9A016	2		H - 100	
8		C9A003	1		L - 44	
9		CO1103	2		L - 118	
10		KU2028	2 2		L - 48 H - 48	
11		KU2068	2		H - 100	
12		C9A004	1		L - 80	
13		C9A005	1		L - 80	
(14)		(C9A020)	1 2		H - 125 L/2 - 50	
DIMENSIONE VETRO			2		L/2 - 133	H - 246

2 binari - Alzante scorrevole - Incontro ridotto



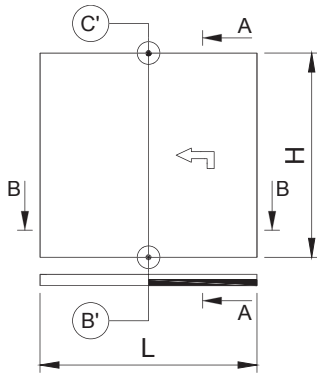
2 binari - Alzante scorrevole - Incontro ridotto

	ACCESSORI	QUANTITA'		ACCESSORI	QUANTITA'
A	HV0G05	8	R	VS0107	1
B	HV2N03	8	S	VS9977	min.6
C	HV4K00	8	T	VS9975	4
D	HV4K01	4	U	CO1226	1
E	RU0002	2L + 4H	V	CO1224 (set)	1
F	39R506 / 39R507 / 39R508	2L + 2H	W	CO1230	2
G	71R520/71R521	2H	X	CO1227	2
H	RU0121	4L + 4H	Y	VS2404	2
I	RU9704	2L + 4H	Z	VS5184	min. 8
J	213006	2.1L	A'	CO2279	L/0.3m
K	RU9079	2L	B'	KU6004	4H
L	KU5001	2L + 2H	C'	TS2H08	4
M	VS9414	4	D'	TS2H06	4
N	VS9415	2	E'	SCJ520	16
O	VS5126 / VS5130	12	F'	71C011	32
P	9308x	12	G'	SV9002	1
Q	VS0104	2			

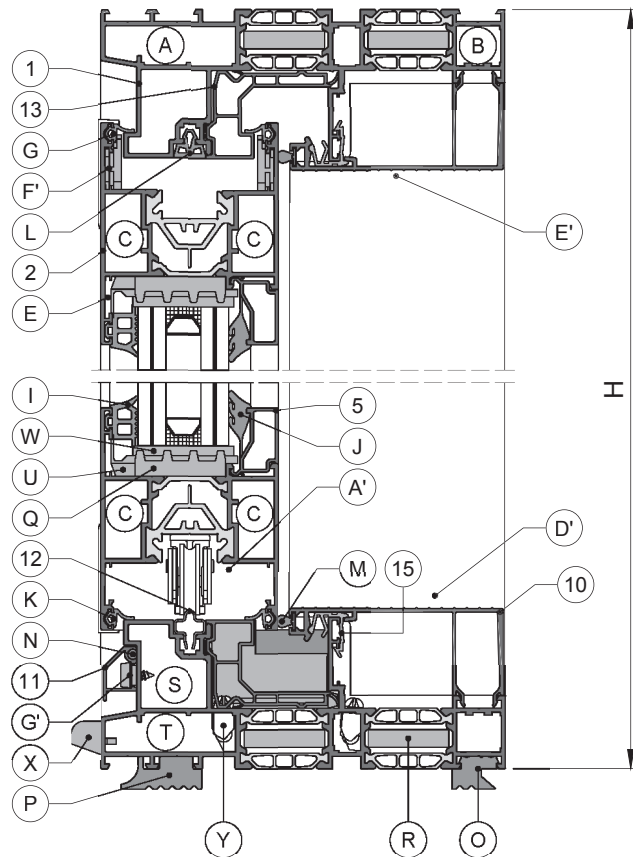
Domal C160 Smartline

1 binario - Alzante scorrevole (C9K014) - Incontro ridotto

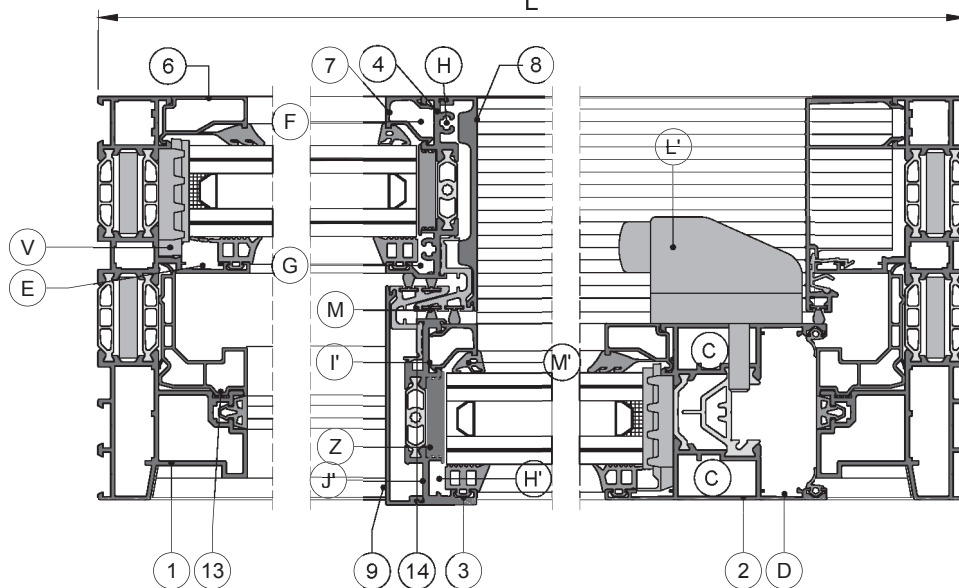
TAGLIO A 45°



A-A




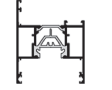





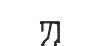









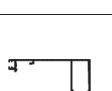













B-B

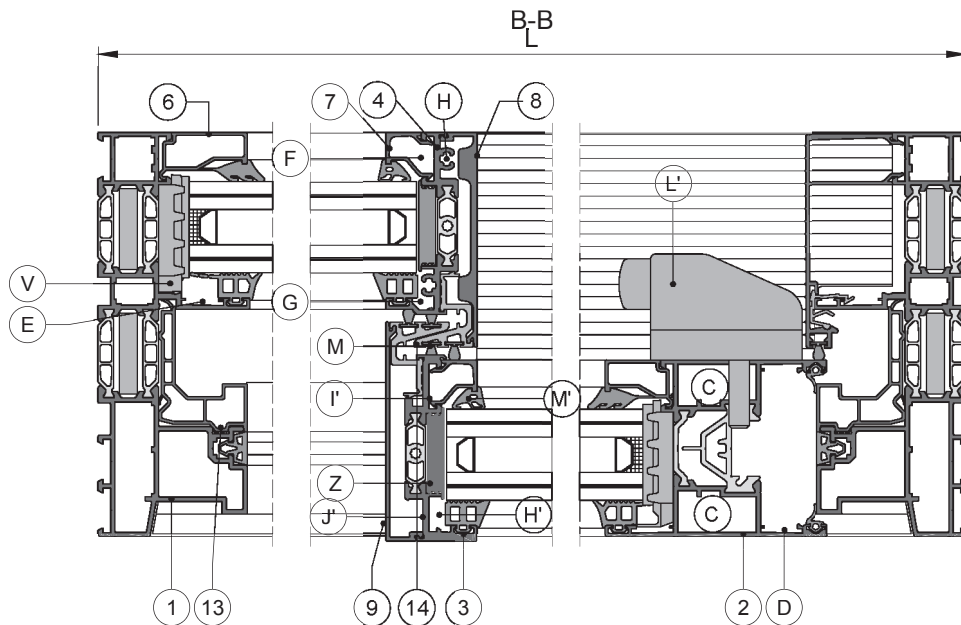
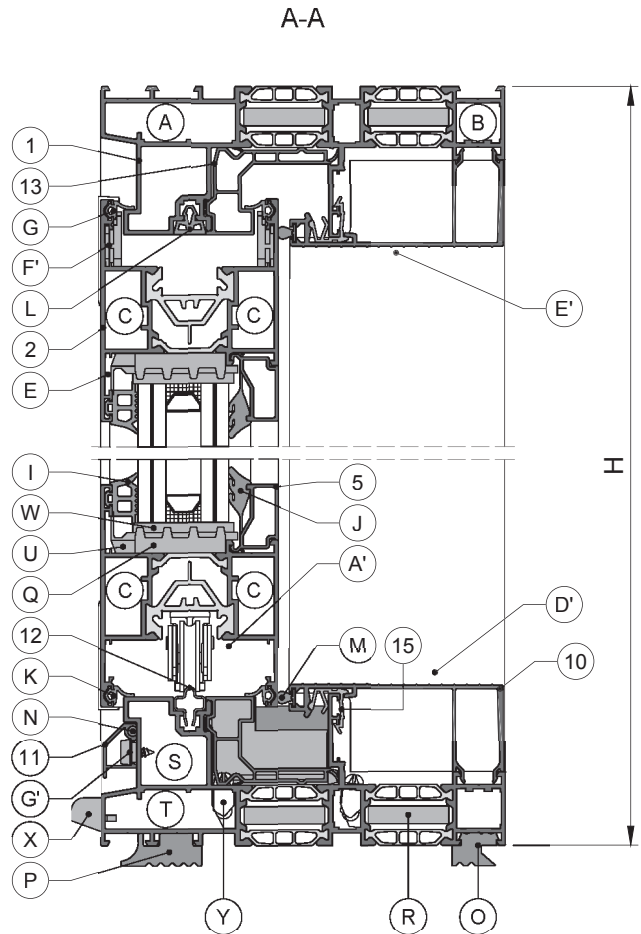
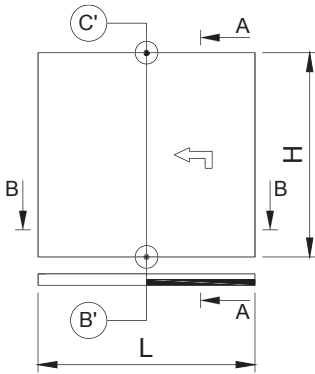


I - Distinte di taglio

1 binario - Alzante scorrevole (C9K014) - Incontro ridotto

	PROFILI		QUANTITA'	FORMA	LUNGHEZZA TAGLIO	
		CODE			L	H
1		C9K014	2 2		L	H
2		C9V101	1 1 1		H - 100 L/2 - 17 L/2 - 17	
3		C9V107	1		H - 100	
4		C9T108	1		H - 58	
5		Gxx3xx	1 2		H - 276 L/2 - 97	
6		Gxx7xx	2 1		L/2 - 89 H - 118	
7		GC00xx	1 1		H - 232 H - 58	
8		C9A027	1		H - 58	
9		C9A016	1		H - 100	
10		C9A012	2 1		L/2 - 5 H - 128	
11		C9A003	1		L - 44	
12		CO1103	1		L - 118	
13		KU2065	2 2		L - 48 H - 48	
14		KU2068	2		H - 100	
15		215008	2 1		L/2 - 50 H - 140	
	DIMENSIONE VETRO		1 1		L/2 - 91 L/2 - 83	H - 246 H - 72

1 binario - Alzante scorrevole (C9K014) - Incontro ridotto



I - Distinte di taglio

1 binario - Alzante scorrevole (C9K014) - Incontro ridotto

	ACCESSORI	QUANTITA'
A	HV0G05	4
B	HV0G06	4
C	HV2N03	4
D	HV4K00	4
E	HV4K01	6
F	TS9Z13 (set)	1
G	TS9Z15(set)	1
H	SCA560	2
I	RU0002	2L + 4H
J	39R506 / 39R507 / 39R508	2L + 2H
K	RU0121	2L + 2H
L	RU9704	L + 2H
M	KU6004	L + 5H
N	213006	L
O	RU9165(RU9160)	1L
P	RU9079	1L
Q	KU5001	2L + 2H
R	BT6019	4L+ 4H
S	VS9414	2
T	VS9415	2

	ACCESSORI	QUANTITA'
U	VS5126	6
V	VS5136	6
W	9308x	12
X	VS0104	2
Y	VS0107	3
Z	VS9977	min.6
A'	VS9975	2
B'	CO1229	1
C'	CO1212	1
D'	CO1230	1
E'	CO1227	1
F'	VS5184	min. 4
G'	CO2279	L/0.3m
H'	TS2H08	2
I'	TS2H06	2
J'	SCJ520	8
K'	71C011	16
L'	SV9002	1
M'	71R520/71R521	2H

Ferramenta & disegni assemblaggio

Contenuto

Ferramenta e disegno assemblaggio	L1	Panoramica drenaggio - Telaio C9K124 e profilo di isolamento KU2028	L43
Direttive generali	L10	Telaio di drenaggio C9K124 - J (Opzione 1/2)	L44
Drenaggio "Lato Bagnato"	L13	Telaio di drenaggio C9K124 - J (Opzione 2/2)	L45
2 Binari - Telaio - Tagli 45°	L14	Telaio di drenaggio C9K124 - H	L46
Contenuto	L14	Telaio di drenaggio C9K124 - B	L47
Panoramica assemblaggio	L15	Telaio di drenaggio C9K124 - A	L48
Operazione sul telaio C9K024 e profilato di isolamento KU2028	L17	Telaio di drenaggio C9K124 - G	L49
Operazione sul telaio C9K024 per squadrette	L18	Telaio di drenaggio C9K124 - M	L50
Panoramica drenaggio - Telaio C9K024 e profilato di isolamento KU2028	L19	Drenaggio profilato di isolamento KU2028 - K1	L51
Telaio di drenaggio C9K024 - J (opzione 1/2)	L20	Drenaggio profilato di isolamento KU2028 - K2	L52
Telaio di drenaggio C9K024 - J (opzione 2/2)	L21	Assemblaggio valvola VS0107 e profilato di isolamento KU2028 su telaio C9K124 - Inferiore	L53
Telaio di drenaggio C9K024 - H	L22	Assemblaggio tappo di tenuta CO1105/CO1104 su telaio C9K124 - Inferiore	L54
Telaio di drenaggio C9K024 - B	L23	Assemblaggio tappo di tenuta CO1111 su telaio C9K124 - Superiore - Alzante scorrevole	L56
Telaio di drenaggio C9K024 - A	L24	Assemblaggio gocciolatoio C9A003 su profilo C9K124	L57
Telaio di drenaggio C9K024 - G	L25	Operazioni su raccoglicondensa C9A004	L58
Telaio di drenaggio C9K024 - M	L26	Assemblaggio CO0132 e VS9957 su telaio C9K121	L60
Profilato isolante di drenaggio KU2028 - K1	L27	Assemblaggio tappo di tenuta VS9956 su telaio C9K121	L61
Profilato isolante di drenaggio KU2028 - K2	L28	Sigillatura gocciolatoio C9A004	L62
Assemblaggio valvola VS0107 e profilo di isolamento KU2028 su telaio C9K024 - Inferiore	L29	Assemblaggio guarnizione di finitura RU704	L63
Assemblaggio tappo di tenuta CO1105/CO1104 su telaio C9K024 - Inferiore	L30	Assemblaggio rotaia supplementare C9A100	L64
Assemblaggio tappo di tenuta VS9414/VS9415 su telaio C9K024 - Inferiore	L32	Assemblaggio profilato di isolamento KU2035	L65
Assemblaggio tappo di tenuta CO1111 su telaio C9K024 - Superiore alzante scorrevole	L33	3 Binari - Telaio - Tagli 90°	L66
Assemblaggio del telaio C9K024 con squadrette	L34	Contenuto	L66
Assemblaggio del telaio C9K024 con squadrette - Ec-centrici	L35	Panoramica assemblaggio	L67
Assemblaggio del telaio C9K024 con squadrette - Spine coniche	L36	Operazioni su telaio C9K131 e profilato di isolamento BT6019	L69
2 Binari - Telaio - Tagli 90°	L37	Operazioni ed assemblaggio telaio C9K131	L70
Contenuto	L37	Operazioni su telaio C9K134 e profilato di isolamento KU2028	L71
Panoramica assemblaggio	L38	Panoramica drenaggio - Telaio C9K134	L72
Operazioni su telaio C9K121 ed isolamento BT6019	L40	Panoramica drenaggio - Profilato di isolamento KU2028	L73
Operazioni e assemblaggio telaio C9K121	L41	Telaio di drenaggio C9K134 - J	L74
Operazioni su telaio C9K124 e profilo di isolamento KU2028	L42	Telaio di drenaggio C9K134 - H1, H2	L75
		Telaio di drenaggio C9K134 - B, D	L76
		Telaio di drenaggio C9K134 - A, C	L77

Telaio di drenaggio C9K134 - G	L78	Assemblaggio RU4302 ed isolamento BT6013	L128
Telaio di drenaggio C9K134 - M	L79	Operazione ed assemblaggio C9A023/C9A018	L129
Drenaggio profilato di isolamento KU2028 - K1, K2	L80	1 Binario (C9K017) - Tagli 45°	L130
Drenaggio profilato di isolamento KU2028 - K3	L81	Contenuto	L130
Drenaggio profilato di isolamento KU2028 - K4	L82	Panoramica assemblaggio	L131
Drenaggio profilato di isolamento KU2028 - K5	L83	Operazioni su telaio C9K017 ed isolamento BT6000	L133
Assemblaggio valvola VS0107 e profilato di isolamento KU2028 su telaio C9K134 - Inferiore	L84	Operazioni su telaio C9K017 per squadrette	L134
Assemblaggio taoppo di tenuta CO1105/CO1104 su telaio C9K134 - Inferiore	L85	Panoramica drenaggio - Telaio C9K017	L135
Assemblaggio taoppo di tenuta CO1105/CO1104 su telaio C9K134 - Inferiore	L86	Telaio di drenaggio C9K017 - J	L136
Assemblaggio tappo di tenuta CO1111 su telaio C9K134 - Superiore alzante scorrevole	L87	Telaio di drenaggio C9K017 - H (opzione 1/2)	L137
Assemblaggio gocciolatoio C9A003 su telaio C9K134	L89	Telaio di drenaggio C9K017 - H (opzione 2/2)	L138
Operazioni su raccoglicondensa C9A004	L90	Telaio di drenaggio C9K017 - B	L139
Assemblaggio CO0132 e VS9957 su telaio C9K131	L92	Telaio di drenaggio C9K017 - A	L140
Assemblaggio VS9999 su telaio C9K131	L93	Telaio di drenaggio C9K017 - G	L141
Sigillatura gocciolatoio C9A004	L94	Telaio di drenaggio C9K017 - F	L142
Assemblaggio guarnizione RU9704	L95	Telaio di drenaggio C9K017 - R	L143
Assemblaggio rotaia supplementare C9A100	L96	Assemblaggio valvola VS0107 su telaio C9K017 - Inferiore	L144
Assemblaggio profilato di isolamento KU2035	L97	Assemblaggio tappo di tenuta CO1116 su telaio C9K017 - Inferiore alzante scorrevole	L145
1 Binario (C9K014) - Tagli 45°	L98	Assemblaggio tappo di tenuta VS9417, VS9418 e VS9415 su telaio C9K017 - Inferiore	L146
Contenuto	L98	Assemblaggio tappo di tenuta CO1114 su telaio C9K017 - Superiore alzante scorrevole	L147
Panoramica assemblaggio	L99	Operazione su traverso - Anta C9V102/C9V104	L148
Operazioni su telaio C9K014 e profilato di isolamento KU2065 ed isolamento BT6019	L101	Assemblaggio del profilato C9K017 con squadrette - Eccentrici	L153
Operazioni su telaio C9K014 per squadrette	L102	Assemblaggio telaio C9K017 con squadrette - spine coniche	L154
Panoramica drenaggio - Telaio C9K014 e profilato di isolamento KU2065	L103	Assemblaggio telaio C9K017 con squadrette - HV4K01	L155
Telaio di drenaggio C9K014 - J	L104	Assemblaggio incontro	L156
Telaio di drenaggio C9K014 - H	L105	Operazioni aggiuntive su incontro alzante scorrevole	L157
Telaio di drenaggio C9K014 - B	L106	Assemblaggio RU4302	L159
Telaio di drenaggio C9K014 - A	L107	Operazione ed assemblaggio C9A023/C9A018	L160
Telaio di drenaggio C9K014 - G	L108	Lavorazioni sull'anta	L161
Telaio di drenaggio C9K014 - R	L109	Contenuto	L161
Drenaggio profilato di isolamento KU2065 - K1	L110	Panoramica operazioni su anta	L162
Drenaggio profilato di isolamento KU2065 - K2	L111	Operazioni su anta alzante scorrevole e scorrevole	L163
Assemblaggio valvola VS0107 e profilato di isolamento KU2065 su telaio C9K014 - Inferiore	L112	Operazioni su anta C9V101 per squadrette - spine coniche	L165
Assemblaggio tappo di tenuta CO1210/CO1211 su telaio C9K014 - Inferiore	L113	Operazioni su anta C9V101-C9V102 per squadrette - spine coniche	L166
Assemblaggio tappo di tenuta CO1212 e operazioni KU2065 on frame C9K014 - Superiore	L114	Lavorazione su C9V15x anta effetto bi-metal	L167
Assemblaggio tappo di tenuta VS9414/VS9415 nel profilato C9K014 - Inferiore	L115	Drenaggio anta alzante scorrevole e scorrevole	L168
Operazione su traverso - Anta C9V102/C9V104	L116	Operazioni su anta per terminali	L169
Assemblaggio cavallotti TS9N03 e TS2H04	L117	Assemblaggio guarnizione di battuta RU121 - Alzante scorrevole	L170
Assemblaggio e sigillatura cavallotti	L119	Assemblaggio guarnizione di battuta RU121 - Alzante scorrevole - 3 Binari	L171
Assemblaggio cavallotti TS9Z05	L120	Assemblaggio anta con squadrette	L172
Assemblaggio su telaio C9K014 con squadrette - Eccentrici	L121	Assemblaggio anta con squadrette - Spine coniche - No lato chiusura	L173
Assemblaggio su telaio C9K014 con squadrette - HV4K01	L122	Assemblaggio anta con squadrette - HV4K01	L174
Assemblaggio gocciolatoio C9A003 su telaio C9K014	L123	Assemblaggio e foratura	L175
Assemblaggio tappi di tenuta CO1210/CO1211 su telaio C9K014 - Inferiore	L124	Assemblaggio guida VS5184	L176
Assemblaggio incontro	L125	Assemblaggio KU2054 usando TG3020	L177
		Assemblaggio RU4302	L178

Assemblaggio VS9225, BT6060, KU2071 e C9A018	L179	Assemblaggio maniglia standard con singolo cilindro e vaschetta - Alzante scorrevole	L214
Assemblaggio KU2054 - Alzante scorrevole - Anta centrale	L180	Assemblaggio maniglia standard interna ed esterna con singolo cilindro - Alzante scorrevole	L215
Assemblaggio RU4302 - Alzante scorrevole - Anta centrale	L181	Assemblaggio maniglia standard interna ed esterna con cilindro - Alzante scorrevole	L216
Assemblaggio chiusura - Alzante scorrevole - Anta centrale	L182	Assemblaggio maniglia interna S-Line Diletta - Alzante scorrevole	L217
Assemblaggio C9A018 - Alzante scorrevole - Anta centrale	L183	Assemblaggio maniglia interna S-Line Diletta con vaschetta - Alzante scorrevole	L218
Assemblaggio paracolpi SV002	L184	Assemblaggio maniglia interna S-Line Diletta con singolo cilindro - Alzante scorrevole	L219
Assemblaggio ferramenta	L185	Assemblaggio maniglia interna S-Line Diletta con singolo cilindro e vaschetta - Alzante scorrevole	L220
Contenuto	L185	Assemblaggio maniglia interna ed esterna S-Line Diletta con singolo cilindro - Alzante scorrevole	L221
Dimensione ante	L186	Assemblaggio maniglia interna ed esterna S-Line Diletta con cilindro - Alzante scorrevole	L222
Assemblaggio punti di chiusura - Alzante scorrevole	L187	Rinforzo anta	L223
Posizionamento punti di chiusura - Alzante scorrevole	L188	Contenuto	L223
Panoramica ferramenta - Anta	L189	Assemblaggio rinforzo C9C004 - Alzante scorrevole e scorrevole	L224
Operazione sui carrelli - Alzante scorrevole	L190	Assemblaggio accessori anta	L227
Operazione sui carrelli - Alzante scorrevole - Asta di connessione	L191	Contenuto	L227
Assemblaggio carrelli - Alzante scorrevole	L192	3 Binari - Assemblaggio terminale con passaggio ferramenta anta centrale	L228
Assemblaggio VS5187 - Alzante scorrevole	L193	3 Binari - Operazioni per incontro anta centrale	L229
Assemblaggio carrelli ZB0098 - Alzante scorrevole - Fissaggio	L194	3 Binari - Assemblaggio incontro anta centrale	L230
Assemblaggio carrelli ZB0098 - Alzante scorrevole 330 kg	L195	3 Binari - Assemblaggio C9A018 anta centrale	L231
Operazioni su carrelli ZB0098 - Asta di connessione	L196	Finitura telaio e posizionamento anta	L232
Operazioni per chiusure ZB0073/ZB0074/ZB0075/ZB0076 - Alzante scorrevole	L197	Contenuto	L232
Operazioni per chiusure ZB0073/ZB0074/ZB0075/ZB0076 - Alzante scorrevole - No maniglia esterna	L198	Assemblaggio gocciolatoio C9A003	L233
Assemblaggio ZB0053/ZB0054 su serratura - Alzante scorrevole	L199	Assemblaggio su raccoglicondensa C9A004 e terminale VS2404	L234
Assemblaggio ZB0079 su serratura - Alzante scorrevole	L200	Assemblaggio raccoglicondensa C9A004 e terminale VS2404	L235
Operazioni ferramenta alzante scorrevole	L201	Assemblaggio C9A004 come gocciolatoio	L236
Operazioni ferramenta alzante scorrevole - A, B, C	L202	Assemblaggio binario CO1103	L237
Operazioni ferramenta alzante scorrevole - D, E, F per C9V101	L203	Assemblaggio tappi di tenuta CO1105/CO1104 su profilo C9K024 - Inferiore	L238
Operazioni ferramenta alzante scorrevole - D, E, F per C9V102	L204	2 Binari - Assemblaggio anta	L239
Assemblaggio ZB0078 per alzante scorrevole, chiusura con asta telescopica	L205	1 Binario (C9K014) - Assemblaggio anta	L240
Operazioni per ferramenta alzante scorrevole ZB009x	L206	1 Binario (C9K014) - Assemblaggio profilo di finitura - Inferiore	L241
Assemblaggio ZB0093/ZB0094/ZB0095/ZB0096 - XOOX	L208	1 Binario (C9K014) - Assemblaggio profilo di finitura - Superiore	L242
Assemblaggio ZB0093/ZB0094/ZB0095/ZB0096	L209	1 Binario (C9K014) - Assemblaggio profilo di finitura C9A0xx - Laterale	L243
Operazioni per ferramenta alzante scorrevole - A, B	L210	1 Binario (C9K017) - Assemblaggio anta	L244
Assemblaggio maniglia standard - Alzante scorrevole	L211	1 Binario (C9K017) - Assemblaggio sigillatura centrale	L245
Assemblaggio maniglia standard con vaschetta - Alzante scorrevole	L212	1 Binario (C9K017) - Assemblaggio profilo di finitura C9A0xx - Inferiore	L246
Assemblaggio maniglia standard con singolo cilindro - Alzante scorrevole	L213	1 Binario (C9K017) - Assemblaggio profilo di finitura C9A0xx - Superiore	L247
		1 Binario (C9K017) - Assemblaggio profilo di finitura C9A0xx - Laterale	L248
		Vetratura	L249
		Contenuto	L249
		Assemblaggio supporto vetratura ed operazione su	

fermavetro - Anta	L250	Telaio di drenaggio C9K024 - H	L295
Assemblaggio supporto vetratura ed operazione su		Telaio di drenaggio C9K024 - B	L296
fermavetro - C9K014	L251	Telaio di drenaggio C9K024 - A	L297
Assemblaggio supporto vetratura ed operazione su		Telaio di drenaggio C9K024 - G	L298
fermavetro - C9K017	L253	Telaio di drenaggio C9K024 - M	L299
Passaggi costruttivi: vetratura nell'incontro	L255	Drenaggio profilato di isolamento KU2028 - K1	L300
Vetratura con guarnizione RU0002 / RU0004	L256	Drenaggio profilato di isolamento KU2028 - K2	L301
Vetratura con guarnizione 210-055 - Basic	L257	Drenaggio profilato di isolamento KU2028 - K3	L302
Vetratura con guarnizione 210-003 - Basic	L258	Assemblaggio valvola VS0107 e profilato di isolamen-	
Operazioni di finitura	L259	to KU2028 su telaio C9K024 - Inferiore	L303
Contenuto	L259	Assemblaggio profilo KU2054	L304
Assemblaggio tappo di tenuta centrale - 2 Binari - Su-		Panoramica ferramenta - Alzante scorrevole	L306
periore - Alzante scorrevole e scorrevole	L260	Ferramenta lato anta primaria	L307
Assemblaggio guarnizione di finitura RU9704	L261	Ferramenta lato anta primaria - Assemblaggio del	
Assemblaggio tappi di tenuta nell'anta - Alzante scor-		paracolpi SV9002	L308
revole - CO1217-CO1218	L262	Ferramenta lato anta primaria - Assemblaggio del	
Fissaggio ante (schema A/C/G/K)	L263	paracolpi SV9003	L309
Contenuto	L263	Assemblaggio CO1217 - CO1218	L310
Anta fissa - Uso parti di supporto CO2305/CO2306/		Ancoraggio	L311
CO2309	L264	Principi di base dell'ancoraggio del telaio	L311
Anta fissa - Inserimento blocchi di supporto ed isola-		Ancoraggio del telaio con profilo di finitura Z9A066/	
mento	L265	Z9A069	L312
Anta fissa - Fori guida per foratura	L266	Direttive di montaggio generali per viti e clip	L313
Anta fissa - Inserimento anta nel telaio	L267	Assemblaggio C9K028	L314
Anta fissa - Inserimento isolamento superiore e blocco		Contenuto	L314
supporto finale	L268	Panoramica assemblaggio	L315
Anta fissa - assemblaggio anta fissa nel telaio attraver-		Operazioni su C9K028 e assemblaggio isolamento	
so fori guida	L269	BT6019	L317
Anta fissa - Fissaggio superiore con vite SCZ617	L270	Operazioni su squadrette con eccentrici	L318
Assemblaggio anta primaria nel telaio	L271	3D panoramica drenaggio: C9K028 + KU2065	L319
Assemblaggio profilo cartellina C9A020 - Inferiore	L272	2D panoramica drenaggio: C9K028 + KU2065	L320
Assemblaggio profilo cartellina C9A020 - Superiore		Drenaggio C9K028 - Parte 1	L321
	L273	Drenaggio C9K028 - Parte 2	L322
Assemblaggio profilo cartellina C9A020 - Laterale	L274	Drenaggio C9K028 - Parte 3	L323
4 Ante (schema C/F)	L275	Drenaggio C9K028 - Parte 4	L324
Contenuto	L275	Drenaggio C9K028 - Parte 5	L325
Assemblaggio asta di chiusura su anta secondaria su		Drenaggio C9K028 - Parte 6	L326
4 ante alzante scorrevole	L276	Drenaggio C9K028 - Parte 7	L327
Operazione su guarnizione di battuta RU0121	L277	Drenaggio C9K028 - Parte 8	L328
Operazione su profilo guida C9C002	L278	Isolamento del drenaggio KU2065 - A	L329
Assemblaggio su profilo guida C9C002	L279	Isolamento del drenaggio KU2065 - B	L330
Fissaggio profilo guida C9C002	L280	Assemblaggio valvola VS0107 ed isolamento KU2065	
Posizionamento ZB0072	L281	su C9K028 - Inferiore	L331
Assemblaggio tappo di tenuta inferiore	L283	Assemblaggio tappi di tenuta VS9973/215-007,	
Assemblaggio tappo di tenuta superiore	L284	VS9416 su C9K028 - Inferiore	L332
1 Binario - Cavallotto nel telaio C9K014	L285	Assemblaggio tappi di tenuta CO1210/CO1211 su	
1 Binario - Cavallotto nel telaio C9K017	L286	C9K028 - Inferiore	L333
Assemblaggio nei tappi di tenuta - Alzante scorrevole		Assemblaggio tappi di tenuta CO1212 e operazione	
	L287	KU2065 su C9K028 - Superiore	L334
Ancoraggio guarnizione su anta secondaria	L288	Operazione su traverso - Anta C9V102/C9V104	L335
Assemblaggio guarnizione di finitura RU9704 su anta		Assemblaggio cavallotti per traverso	L336
secondaria	L289	Posizionamento cavallotti per traverso	L337
Fisso - apribile - fisso (schema G)	L290	Assemblaggio telaio C9K028 e traverso C9V102	L338
Contenuto	L290	Assemblaggio traverso con TS9Z05	L339
Panoramica assemblaggio	L291	Assemblaggio tappi di tenuta CO1210/CO1211 su	
Panoramica drenaggio telaio C9K024 + Profilato di		C9K028 - Inferiore	L340
isolamento KU2028	L292	Assemblaggio telaio C9K028 con squadrette - Eccen-	
Telaio di drenaggio telaio C9K024 - J (Opzione 1/2)		trici	L341
	L293	Assemblaggio telaio C9K028 con squadrette - Spine	
Telaio di drenaggio telaio C9K024 - J (Opzione 2/2)		coniche	L342
	L294	Assemblaggio telaio C9K028 con squadrette -	

Domal C160 Smartline

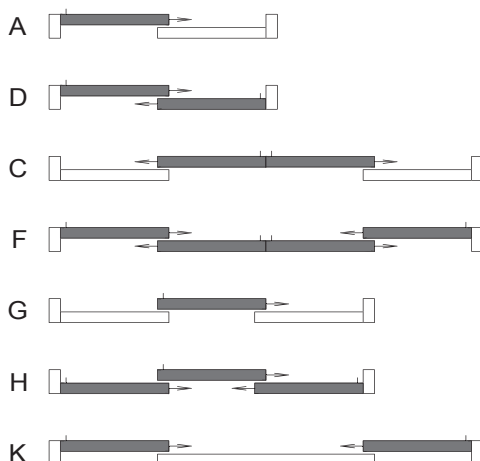
HV4K01	L343	Operazione C9A200 ed assemblaggio KU6004 su 215-008	L387
Operazione su incontro KU2054-VS4125	L344	Assemblaggio C9A200 su C9K200	L388
Posizionamento e assemblaggio incontro su C9V102	L345	Assemblaggio ferramenta e accessori RC2	L389
Assemblaggio incontro su C9V102	L346	Contenuto	L389
Assemblaggio guarnizione RU43a02 su KU2054	L347	Panoramica ferramenta alzante scorrevole RC2	L390
Operazione e assemblaggio C9A023/C9A018 su C9V102	L348	Assemblaggio CO2206 - Verticale - Lato serratura	L391
Operazione C9A012 e assemblaggio C9K028 - Inferiore	L349	CO2206 - Orizzontale	L392
Operazione C9A012 e assemblaggio C9K028 - Superiore	L350	Operazioni sui carrelli	L393
Operazione C9A012 e assemblaggio C9K028 - Laterale	L351	Operazioni sui carrelli - Asta di connessione	L394
Assemblaggio C9K200	L352	Assemblaggio dei carrelli	L395
Contenuto	L352	Assemblaggio VS5187	L396
Panoramica assemblaggio	L353	Assemblaggio dei carrelli - Fissaggio	L397
Operazioni su C9K200 e KU2065 e assemblaggio isolamento BT6019	L355	Ferramenta - ZB009x	L398
Operazione su squadrette con eccentrici	L356	Punto di chiusura aggiuntiva ZB0092 sulla serratura con ZB009x	L399
3D panoramica drenaggio: C9K200 + KU2065	L357	RC2 operazioni per ferramenta ZB009x - A, B	L400
2D panoramica drenaggio: C9K200 + KU2065	L358	Operazioni per ferramenta ZB009x - E, F	L401
Drenaggio C9K200 - Parte 1	L359	Operazioni ed assemblaggio maniglia interna	L402
Drenaggio C9K200 - Parte 2	L360	Assemblaggio ZB0071/ZB0072/ZB0099/CO2317	L403
Drenaggio C9K200 - Parte 3	L361	Posizionamento ZB0071/ZB0072/ZB0099/CO2317	L404
Drenaggio C9K200 - Parte 4	L362	Assemblaggio CO2318	L405
Drenaggio C9K200 - Parte 5	L363	Posizionamento ZB0038	L406
Drenaggio C9K200 - Parte 6	L364	Posizionamento ZB0078 - Telaio in alto	L407
Drenaggio C9K200 - Parte 7	L365	Assemblaggio ZB0093/ZB0094/ZB0095/ZB0096 - XOOX - Anta secondaria	L408
Drenaggio C9K200 - Parte 8	L366	Piastra di bloccaggio ZB0071 e ZB0099 con piatto CO2317 su anta secondaria	L409
Isolamento del drenaggio KU2065 - A	L367	Piastra di bloccaggio ZB0071 e ZB0099 con piatto CO2317 su anta secondaria	L410
Isolamento del drenaggio KU2065 - B	L368	Assemblaggio ZB0078, chiusura con anta telescopica	L411
Assemblaggio valvola VS0107 ed isolamento KU2065 su C9K200 - Inferiore	L369	Supporto per vetratura incollata e lastra di vetro interna	L412
Assemblaggio tappo di tenuta VS9416/VS9973/215-007 su C9K200 - Inferiore	L370	2 Binari - Tagli 45° - Incontro ridotto	L413
Assemblaggio tappi di tenuta CO1210/CO1211 su C9K200 - Inferiore	L371	Contenuto	L413
Assemblaggio tappi di tenuta CO1212 e operazione KU2065 su C9K200 - Superiore	L372	Operazioni C9K024 e profilato di isolamento KU2028	L414
Operazione su traverso C9T210	L373	Operazioni C9K024 per squadrette	L415
Assemblaggio cavallotti TS9H00 e TS2M02	L374	3D panoramica di drenaggio - Telaio + Profilato di isolamento	L416
Assemblaggio cavallotti TS9H00 e TS2M02	L375	2D panoramica di drenaggio - Telaio C9K024 e profilato di isolamento KU2028	L417
Assemblaggio traverso C9T210 su C9K200	L376	Operazioni per drenaggio su telaio C9K024 - J (opzione 1/2)	L418
Assemblaggio avallotto TS9Z05 e guarnizione	L377	Operazioni per drenaggio nascosto su telaio C9K024 e RU9709 - J (opzione 2/2)	L419
Assemblaggio tappi di tenuta CO1210/CO1211 su C9K200 - Inferiore	L378	Operazioni per drenaggio su telaio C9K024 - H	L420
Assemblaggio telaio C9K200 con squadrette - Eccentrici	L379	Operazioni per drenaggio su telaio C9K024 - B	L421
Assemblaggio telaio C9K200 con squadrette - Spine coniche	L380	Operazioni per drenaggio su telaio C9K024 - A - G	L422
Assemblaggio telaio C9K200 con squadrette - HV4K01	L381	Operazioni per drenaggio su telaio C9K024 - M	L423
Assemblaggio incontro KU2054-VS4125	L382	Operazioni per drenaggio su profilato di isolamento KU2028 - K1	L424
Posizionamento ed assemblaggio incontro su C9T210	L383	Operazioni per drenaggio su profilato di isolamento KU2028 - K2	L425
Posizionamento ed assemblaggio incontro su C9T210	L384	Assemblaggio valvola VS0107 e KU2028 su telaio C9K024	L426
Posizionamento ed assemblaggio incontro su C9T210	L385		
Operazione ed assemblaggio C9A202	L386		

Assemblaggio tappi di tenuta CO1225/CO1226 su C9K024 - Inferiore	L427	Ventilazione profilo anta C9V107/C9V108/C9V109/C9V110	L467
Assemblaggio tappi di tenuta CO1224 su telaio C9K024 - Superiore - Alzante scorrevole e scorrevole	L428	Assemblaggio guarnizione anta RU0121 - Alzante scorrevole	L468
Assemblaggio tappi di tenuta VS9414/VS9415 su telaio C9K024	L429	Operazione su profilo anta - Assemblaggio KU6004/RU0121 - Superiore ed inferiore	L469
Assemblaggio del telaio C9K024 con squadrette	L430	Assemblaggio VS9975	L470
1 Binario (C9K014) - Tagli 45° - Incontro ridotto	L433	Assemblaggio anta - Assemblaggio squadretta - Alzante scorrevole e scorrevole	L471
Contenuto	L433	Assemblaggio guarnizione di supporto VS9977	L472
Operazione su telaio C9K014 e profilato di isolamento	L434	Lavorazione KU2068	L473
Operazione su telaio C9K014 per squadrette	L435	Lavorazione C9A016 - C9A026	L474
Operazione su telaio C9K014: fori addizionali per fissaggio C9T108	L436	Assemblaggio KU2068 e KU6004	L475
3D panoramica drenaggio - Telaio C9K014 + profilato di isolamento	L437	Assemblaggio CO1227 e CO1230	L476
2D panoramica drenaggio - Telaio C9K014 + profilato di isolamento KU2065 (1/9)	L438	Operazione rinforzo anta C9V109	L477
Operazioni per drenaggio su telaio C9K014 - J	L439	Operazione rinforzo anta C9V110	L478
Operazioni per drenaggio su telaio C9K014 - H	L440	Posizionamento VS9501/VS9502 su C9V109/C9V110	L479
Operazioni per drenaggio su telaio C9K014 - B	L441	Finitura telaio - Incontro ridotto	L480
Operazioni per drenaggio su telaio C9K014 - A - G	L442	Contenuto	L480
Operazioni per drenaggio su telaio C9K014 - R	L443	Monorotaia C9K014: Assemblaggio profilo di finitura inferiore	L481
Operazioni per drenaggio su profilato di isolamento KU2065 - K1	L444	Monorotaia C9K014: Assemblaggio profilo di finitura superiore	L482
Operazioni per drenaggio su profilato di isolamento KU2065 - K2	L445	Monorotaia C9K014: Assemblaggio profilo di finitura verticale	L483
Assemblaggio valvola VS0107 e raccoglicondensa KU2065	L446	Finitura incontro - Incontro ridotto	L484
Assemblaggio tappi di tenuta CO1228/CO1229 - Inferiore	L447	Contenuto	L484
Assemblaggio tappi di tenuta CO1212 - Superiore, scorrevole ed alzante scorrevole	L448	Posizionamento C9A027 su C9T108	L485
Assemblaggio tappi di tenuta VS9414/VS9415	L449	Assemblaggio profilo C9A016	L486
Lavorazione sul traverso - C9T108	L450	Assemblaggio profilo C9A026	L487
Assemblaggio cavallotto TS9Z13	L451	Vetratura - Incontro ridotto	L488
Assemblaggio cavallotto TS9Z15	L452	Contenuto	L488
Assemblaggio C9T108 - Finalizzazione fissaggio + Sigillatura	L453	Ordine di inserimento fermavetri	L489
Fissaggio C9T108: trasporto	L454	Ordine di inserimento fermavetri - C9K014	L490
Assemblaggio telaio C9K014 con squadrette	L455	Ordine di inserimento fermavetri - Anta	L491
Assemblaggio gocciolatoio	L457	Traverso: operazione per incollaggio vetro - Anta	L492
Assemblaggio incontro KU2068	L458	Traverso: operazione per incollaggio vetro - C9T108	L493
Lavorazione ed assemblaggio C9A027	L459	1 Binario (C9K017) - Tagli 45° - Incontro ridotto	L494
Lavorazione ed assemblaggio - Incontro ridotto	L460	Contenuto	L494
Contenuto	L460	Assemblaggio telaio C9K017 - Posizionamento isolamento BT6000	L495
Panoramica assemblaggio	L461	Assemblaggio telaio C9K017 - Per connessione angoli	L496
Operazione su anta scorrevole ed alzante scorrevole	L462	Assemblaggio telaio C9K017 - Fori per fissaggio C9T108	L497
Operazione su anta C9V101/C9V103 per squadrette - Spine coniche	L463	Panoramica drenaggio 3D - Telaio C9K017	L498
Operazione su anta C9V101/C9V103 per squadrette - Lato chiusura	L464	Panoramica drenaggio 2D - Telaio C9K017	L499
Operazione su profili verticali C9V107/C9V108/C9V109/C9V110 - Superiore ed inferiore	L465	Drenaggio C9K017 - Operazione J	L500
Drenaggio profilo anta C9V101/C9V103	L466	Drenaggio C9K017 - Operazione H - Opzione 1/2	L501
		Drenaggio C9K017 - Operazione H - Opzione 2/2	L502
		Drenaggio C9K017 - Operazione B	L503
		Drenaggio C9K017 - Operazione A+G	L504
		Drenaggio C9K017 - Operazione F	L505
		Drenaggio C9K017 - Operazione R	L506
		Assemblaggio valvola VS0107 su C9K017 - Inferiore	L507
		Assemblaggio tappi di tenuta CO1116 su C9K017 -	

Inferiore - Alzante scorrevole	L508	Assemblaggio incontro su traverso C9V102, rimozione di pezzi di posizionamento	L556
Assemblaggio tappi di tenuta VS9417 su C9K017 - Inferiore	L509	Assemblaggio guarnizione RU4302 su KU2054	L557
Assemblaggio tappi di tenuta CO1114 su C9K017 - Superiore - Alzante scorrevole	L510	Operazione C9A018 ed assemblaggio su traverso C9V102	L558
Lavorazione traverso C9T108	L511	Assemblaggio guarnizione RU9706 - Inferiore	L559
Assemblaggio cavallotto TS9Z13	L512	Assemblaggio C9A122 - Centrale inferiore	L560
Assemblaggio cavallotto TS9Z14	L513	Assemblaggio C9A122 - Centrale superiore	L561
Assemblaggio traverso C9T108	L514	Operazione, posizionamento ed assemblaggio C9A040 e KU6004 - Verticale	L562
Fissaggio C9T108 per trasporto - C9T108	L515	Operazione, posizionamento ed assemblaggio C9A040 e KU6004 - Orizzontale superiore	L563
Assemblaggio telaio C9K017 con squadrette - Eccentrici	L516	Operazione, posizionamento ed assemblaggio C9A040 e KU6004 - Orizzontale inferiore	L564
Assemblaggio telaio C9K017 con squadrette - Spine coniche	L517	Panoramica ferramenta alzante scorrevole	L565
Assemblaggio telaio C9K017 con squadrette - HV4K01	L518	Operazione ed assemblaggio ZB0078 - Superiore - Alzante scorrevole	L566
Assemblaggio KU2068 e KU6004 su C9T108	L519	Posizionamento ed assemblaggio VS9002	L567
Lavorazione su C9A027	L520	Assemblaggio VS9225 - Superiore lato maniglia	L568
Finitura C9K017 - con C9A010 - Inferiore	L521	1 Binario fisso-apribile-fisso invertito (C9K017)	L569
Finitura C9K017 - con C9A010 - Laterale	L522	Contenuto	L569
Finitura C9K017 - con C9A010 - Verticale	L523	Panoramica assemblaggio	L570
Ordine di montaggio fermavetri 1 binario C9K017	L524	Operazioni C9K017 e assemblaggio isolamento BT6000	L571
Operazione rinforzo anta C9V109 per terminali VS9501/VS9502	L525	3D panoramica drenaggio: C9K017	L572
1 Binario fisso-apribile-fisso invertito (C9K028)	L526	2D panoramica drenaggio: C9K017	L573
Contenuto	L526	Drenaggio C9K017 - Parte 1	L574
Panoramica assemblaggio	L527	Drenaggio C9K017 - Parte 2	L575
Operazione C9K028 per ZB0078	L528	Drenaggio C9K017 - Parte 3	L576
3D panoramica drenaggio: C9K028 + KU2065	L529	Drenaggio C9K017 - Parte 4	L577
2D panoramica drenaggio: C9K028 + KU2065	L530	Drenaggio C9K017 - Parte 5	L578
Drenaggio C9K028 - Parte 1	L531	Drenaggio C9K017 - Parte 6	L579
Drenaggio C9K028 - Parte 2	L532	Drenaggio C9K017 - Parte 7	L580
Drenaggio C9K028 - Parte 3	L533	Drenaggio C9K017 - Parte 8	L581
Drenaggio C9K028 - Parte 4	L534	Drenaggio C9K017 - Parte 9	L582
Drenaggio C9K028 - Parte 5	L535	Operazione per C9K017	L583
Drenaggio C9K028 - Parte 6	L536	3D - Posizionamento RU9706	L584
Drenaggio C9K028 - Parte 7	L537	Operazione RU9706 per drenaggio	L585
Drenaggio C9A112	L538	Assemblaggio valvola VS0107 e profilo di isolamento KU2065 su C9K017 - Inferiore	L586
Isolamento del drenaggio KU2065 - A	L539	Posizionamento tappi di tenuta in C9K017 - Inferiore	L587
Isolamento del drenaggio KU2065 - B	L540	Posizionamento CO1116 (alzante scorrevole) / CO1113 (scorrevole) - Inferiore	L588
Isolamento del drenaggio KU2065 - C	L541	Posizionamento CO1114 (alzante scorrevole) / CO1115 (scorrevole) - Superiore	L589
Vista 3D posizione RU9706	L542	Operazione traverso-anta C9V102-C9V104	L590
Operazione su RU9706 per drenaggio	L543	Assemblaggio cavallotto per traverso	L591
Assemblaggio valvola VS0107 e profilo di isolamento KU2065 su C9K028 - Inferiore	L544	Posizionamento cavallotto per traverso	L592
Assemblaggio tappi di tenuta su C9K028 - Inferiore	L545	Assemblaggio traverso su telaio C9K017	L593
Assemblaggio tappi di tenuta CO1210/11 su C9K028 - Inferiore	L546	Assemblaggio TS9Z05 su traverso e telaio C9K017	L594
Assemblaggio tappi di tenuta CO1212 su C9K028 - Superiore	L547	Assemblaggio incontro, posizionamento TG3020	L595
Operazione traverso-anta C9V102-104	L548	Assemblaggio incontro su traverso C9V102	L596
Assemblaggio cavallotti per traversi	L549	Assemblaggio incontro su traverso C9V102, rimozione TG3020	L597
Assemblaggio cavallotti	L550	Assemblaggio guarnizioni RU4302 in KU2054	L598
Assemblaggio traverso su telaio C9K028	L551	Operazione C9A008-C9A013 ed assemblaggio traverso C9V102	L599
Assemblaggio TS9Z05 su traverso e telaio	L552		
Assemblaggio tappi di tenuta CO1210/11 - Inferiore	L553		
Assemblaggio incontro, posizionamento TG3020	L554		
Assemblaggio incontro su traverso C9V102	L555		

Posizionamento guarnizioni RU9706 in KU2065 - Inferiore	L600
Posizionamento C9A110 - Inferiore centrale	L601
Posizionamento C9A130 - Inferiore centrale	L602
Operazione, posizionamento ed assemblaggio C9A040 e KU6004 - Verticale	L603
Posizionamento ed assemblaggio C9A040 e KU6004 - Orizzontale superiore	L604
Posizionamento ed assemblaggio C9A040 e KU6004 - Orizzontale inferiore	L605
Operazione ed assemblaggio ZB0078 - Superiore	L606
Posizionamento ed assemblaggio SV9002	L607
Operazione VS9225 - Superiore	L608

		Schema						
		A	D	C	F	G	H	K
2 binari telaio tagli 45°	pagina L14	X	X	X	X	X	X	X
2 binari telaio tagli 90°	pagina L37	X	X	X	X	X	X	X
3 binari telaio tagli 90°	pagina L66	X	X	X	X	X	X	X
1 binario (C9K014) telaio tagli 45°	pagina L98	X		X				X
1 binario (C9K017) telaio tagli 45°	pagina L130	X		X				X
Fissaggio anta (schema A/C/G/K)	pagina L263	X		X		X		X
4 ante (C/F)	pagina L275			X	X			
Fisso-apribile-fisso (schema G)	pagina L290					X		
Assemblaggio C9K028	pagina L314	X		X				X
Assemblaggio C9K200	pagina L352	X		X				X
Assemblaggio della ferramenta e accessori RC2	pagina L389	X	X					X
2 binari C9K024 tagli 45°- Incontro ridotto	pagina L413	X	X					X
1 binario C9K014 tagli 45°- Incontro ridotto	pagina L433	X						X
1 binario C9K017 tagli 45°- Incontro ridotto	pagina L494	X						X
1 binario fisso-apr-fisso invertito (C9K028)	pagina L526					X		
1 binario fisso-apr-fisso invertito (C9K017)	pagina L569					X		



Direttive generali

ASSEMBLAGGIO GENERALE - E SPECIFICHE DI MONTAGGIO IN OFFICINA

Oltre alle tecniche e termini determinati dalle norme ufficiali (Nazionali ed Europee), alcune regole di base devono essere rispettate durante il montaggio e l'installazione di una finestra per produrre un prodotto di qualità.

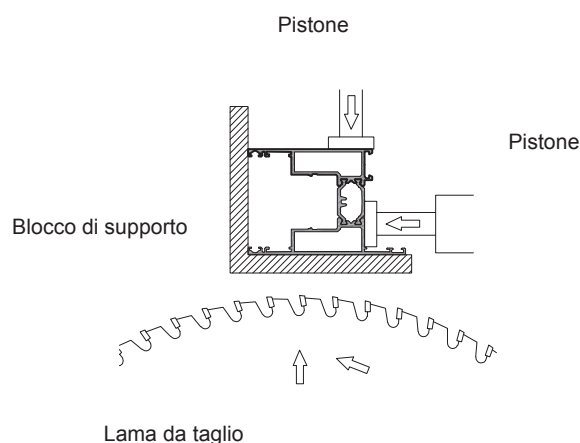
Nel seguente, elenco, non limitato, le specifiche sono date per la costruzione, produzione e posa di finestre-, porte-, elementi di facciate.

1. Tagliare il profilato

Al fine di ottenere un buon taglio, è importante fissare bene e posizionare il profilato sulla troncatrice.

Il profilo deve sempre essere posizionato in modo tale che i lati del profilato vengano premuti accuratamente contro la troncatrice per mezzo di pistoni. Il profilato deve essere fissato in modo tale che non abbia la tendenza di spostarsi o stortarsi.

esempio: Tipico serraggio di un profilato con aletta:



2. Punzonatura, fresatura o foratura

Dopo che i profilati sono stati lavorati, le superfici devono essere sbavate, sgrassate e trattate con un prodotto anti-corrosione.

In aggiunta, l'attenzione deve essere prestata durante il trattamento, che nessun danno si verifichi sulla superficie. Questa è la causa della corrosione filiforme.

Tipici esempi di questi processi sono:

- Forature, fresature o forature per drenaggio e ventilazione
- Fresature o punzonature per assemblaggio profilati
- Forature per il fissaggio dei profilati
- ...

3. Accoppiamenti profilati

I tagli e i cavallotti devono essere sigillati a fondo con sigillante neutro approvato, in modo tale che i requisiti di tenuta all'aria e impermeabilità siano soddisfatti.

Imponendo i necessari requisiti per l'accoppiamento del profilato, viene fatta una distinzione tra:

- Profilati pre-assemblati finestre/porte/costruzioni in alluminio:

Le sigillature sui lati visibili non possono essere più grandi di 0,3 millimetri. La disuguaglianza di connessione profilati misurata sulle superficie di costruzione presso le giunzioni e connessioni a T, non può essere superiore alla tolleranza di estrusione come descritto nella norma EN 12020.

Come conseguenza della irregolarità (concavità e convessità) dei profilati, non è sempre possibile soddisfare i requisiti dovuti alla disuguaglianza della connessione profilati; perché questa differenza non può essere superiore a 0,5 mm.

Direttive generali

Appartenenti a questo gruppo sono i profilati per la finitura delle finestre: profilati montanti, finitura stipite, adattatori, davanzali su telaio, ... Questi hanno bisogno di essere sempre sigillati per tenuta all'aria e all'acqua con un sigillante neutro ed elastico. Per alcuni dei sigillanti specifici, vedere i dettagli rilevanti nel catalogo.

- Connessioni profilati per parti collegate durante la costruzione.

Questi trattengono parti in vetro, parti pannellate e parti di costruzione collegate durante la costruzione. Con questi, gli interspazi e connessioni tra profilati dovranno essere scelti in modo tale che con differenze di temperatura il loro funzionamento sarà indisturbato.

I giunti tra travi orizzontali e verticali di facciate in vetro non possono essere più grande di 2mm, escluse le tolleranze profilati, giunti più grandi devono essere sigillati con un prodotti adeguati. Appartenenti a questo gruppo sono i profilati necessari al completamento dell'intera costruzione: montanti d'angolo, cornici collegate, profilati di rinforzo, come collegare i profili,

Questi devono essere sempre sigillato per tenuta aria e per evitare infiltrazioni d'acqua.

4. Drenaggio

È importante evitare il più possibile infiltrazioni di acqua piovana nelle scanalature. L'acqua trasporta lo sporco, che andranno a formare depositi nelle cavità. Sporcizia e acqua mettono a dura prova guarnizioni e trattamenti superficiali.

Misure per prevenire l'infiltrazione di acqua piovana:

- Tagli e connessioni di travi verticali su travi orizzontali, nonché la reciproca connessione con la vetratura - e le gomme di tenuta, necessitano avere un appropriato, dove necessario elastico, sigillante per evitare la penetrazione di acqua piovana.
- Per evitare che l'acqua piovana venga ritenuta nelle finestre, la pressione dell'aria nelle cavità deve essere uguale alla pressione atmosferica esterna, cosiddetta equalizzazione della pressione. Pertanto, le cavità devono avere aperture che vanno rifinite il più possibile ermeticamente verso l'interno. Per ulteriori dettagli, vedi più avanti nel catalogo.
- Utilizzare gli schemi per scarico acqua prescritti al fine di garantire un buon drenaggio.
- Rispettare la distanza regolare tra i fori di drenaggio. Per dettagli sul posizionamento, vedere più avanti nel catalogo.
- Lo scarico di drenaggio tra il telaio fisso e la parte apribile deve avere una distanza minima vicino agli angoli, con una superficie almeno di 50 mm² per apertura, sia se si tratta di fori tondi con un diametro minimo di 8 mm, o una asola da 5mm per 15mm. (la norma provvisoria prEN 12488 prevede 20 mm).
- Con finestre a ghigliottina, porte e facciate continue, il drenaggio può deviare dalla suddetta regola, seguendo, le regole imposte dal proprietario del sistema.

5. Guarnizioni

Le guarnizioni per vetratura, guarnizioni di tenuta all'acqua o all'aria e anche di tenuta acustica, sono normalmente prodotte in EPDM, TPE (gomme termoplastiche) o gomme siliconiche.

Le giunzioni di queste guarnizioni possono essere realizzate come segue:

- Incollaggio con adesivi compatibili.
- Telai vulcanizzati o angoli vulcanizzati.
- Guarnizioni continue.

Le guarnizioni dovranno essere installate prevedendo una lunghezza extra per ritiro: $\pm 1\%$.

6. Installazione della vetratura

Il buon funzionamento della finestra dipende dalla corretto inserimento della vetratura. Il posizionamento dipende dal tipo di finestra.

Vanno utilizzati i prescritti supporti vetro, che sono particolarmente adatti e su misura per le specifiche serie.

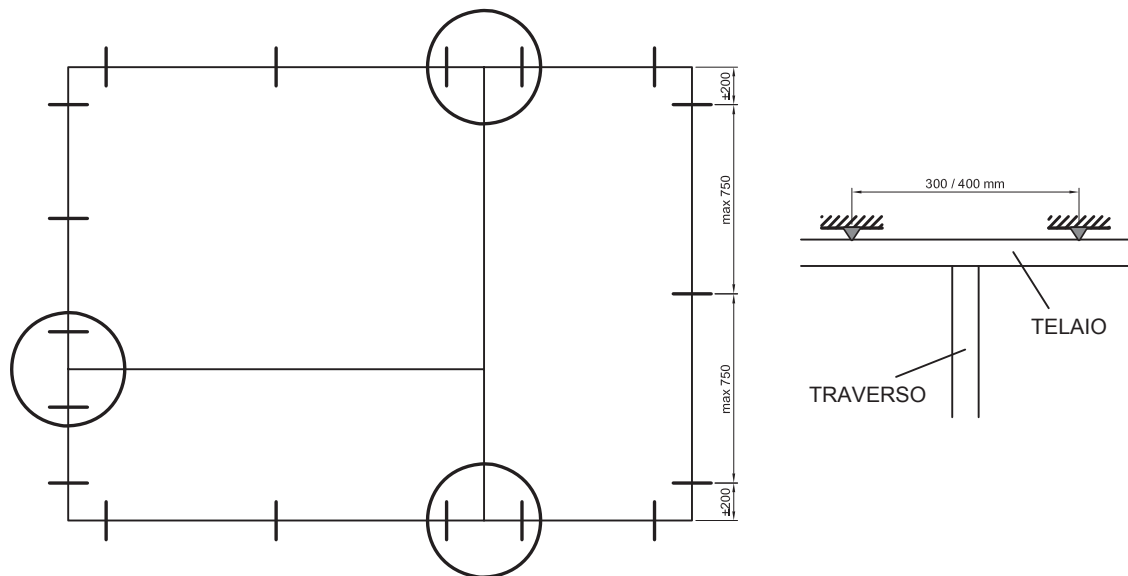
Direttive generali

7. Fissaggio telai

Il fissaggio (staffe finestre, tappi, etc...) sono necessari in numero tale da resistere alla normale pressione dell'aria e qualsiasi altro carico possibile con un coefficiente di sicurezza 3, senza deformazioni permanenti.

Essi saranno posizionati ad una distanza massima di 750 mm tra di loro e circa a 200 mm di distanza da ogni angolo o trave del telaio fisso.

Con le presenza di parti apribili di finestre o porte, il fissaggio dovrà essere posizionato vicino al punto, raccomandato di apertura o chiusura..



8. Contatti con altri materiali.

Se due metalli con un diverso potenziale elettrochimico sono in contatto tra loro in un ambiente umido, il metallo meno prezioso si corrode. Con i seguenti materiali, in particolare, saranno da prendere alcune misure preventive per evitare la corrosione: acciaio, rame, zinco e piombo.

Alcuni tipi di legni, come rovere e noce, rilasciano un tipo di acido che può danneggiare il metallo, in particolare in un ambiente umido o se il legno non è completamente essiccato. E' raccomandato in questo caso di isolare il metallo.

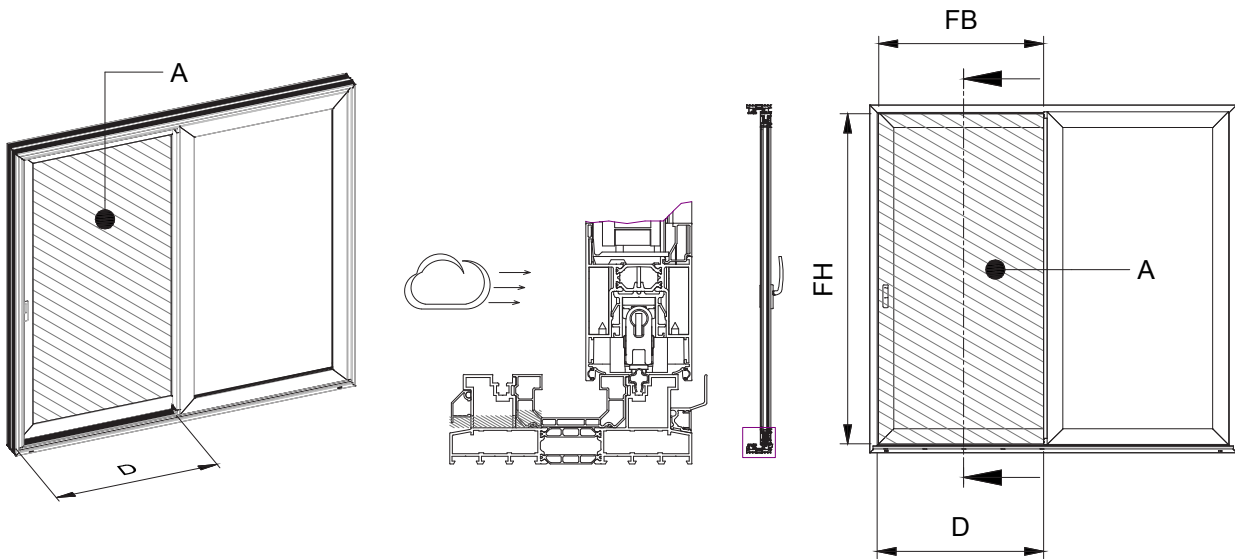
Gesso o cemento in aria umida o l'irrorazione di gesso o cemento hanno un impatto sulla superficie dell'alluminio, che potrà presentare segni bianchi dopo la pulizia, anche su superfici anodizzate. La protezione dell'alluminio durante la fase di costruzione sarà garantita applicando un foglio protettivo o un nastro con raccomandazione che l'adesivo non sia aggressivo. Per la finitura di intonaci interni ed esterni con la costruzione in alluminio, è consigliato l'uso di un profilato di limitazione della parte intonacata.

Altri materiali: si dovrebbe avere certezza che i materiali usati, che vengono a contatto con l'alluminio non producano reazioni chimiche con l'alluminio e con lo strato protettivo (trattamenti superficiali).

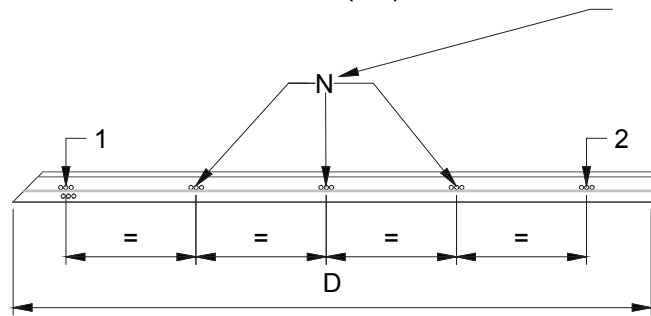
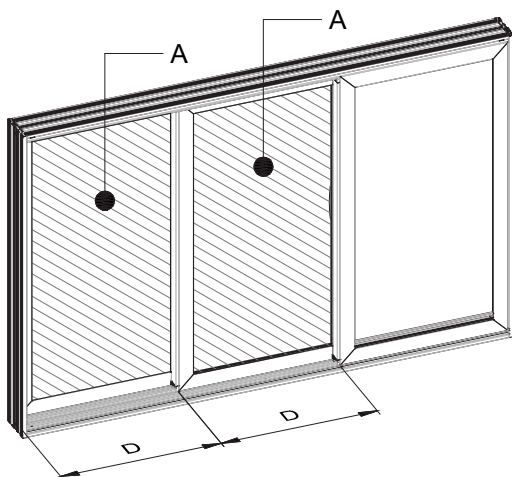
9. Profilati plastici

Tutti i profilati plastici deve essere conservati per almeno 24 ore a una temperatura ambiente di almeno + 15 ° C prima di essere utilizzati. Potrebbero esserci eventuali danni e rotture dovute alla fragilità del materiale se freddo.

DRENAGGIO "LATO BAGNATO"



$$A \text{ (m}^2\text{)} = FB \times FH = N$$



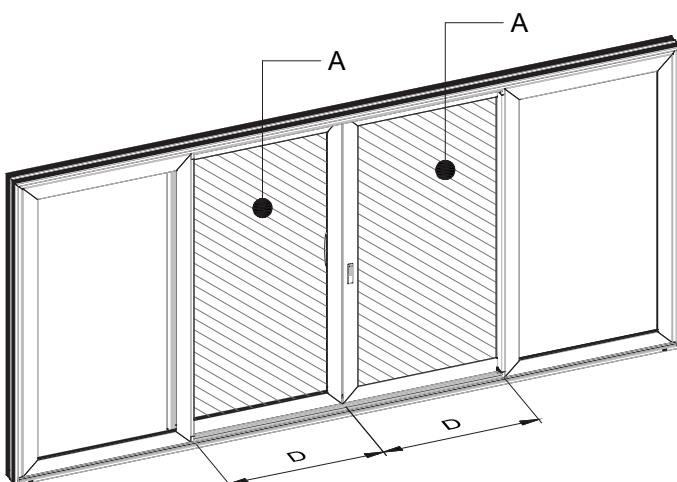
Glossario:


- D: lunghezza gocciolatoio esposto alle intemperie, necessità drenaggio
- A: superficie anta esposta alle intemperie in m²
- N: numero di scarichi aggiuntivi, ad intervallo equidistante tra scarichi 1 and 2. N = valore arrotondato di A

Esempio:

A = 2,4 m² → N = 2 → numero totale di scarichi per anta = 4

A = 2,6 m² → N = 3 → numero totale di scarichi per anta = 5



 C160-ASS-2500

2 binari - Telaio - Tagli 45°

Contenuto	L14
Panoramica assemblaggio	L15
Operazione sul telaio C9K024 e profilato di isolamento KU2028	L17
Operazione sul telaio C9K024 per squadrette	L18
Panoramica drenaggio - Telaio C9K024 e profilato di isolamento KU2028	L19
Telaio di drenaggio C9K024 - J (opzione 1/2)	L20
Telaio di drenaggio C9K024 - J (opzione 2/2)	L21
Telaio di drenaggio C9K024 - H	L22
Telaio di drenaggio C9K024 - B	L23
Telaio di drenaggio C9K024 - A	L24
Telaio di drenaggio C9K024 - G	L25
Telaio di drenaggio C9K024 - M	L26
Profilato isolante di drenaggio KU2028 - K1	L27
Profilato isolante di drenaggio KU2028 - K2	L28
Assemblaggio valvola VS0107 e profilo di isolamento KU2028 su telaio C9K024 - Inferiore	L29
Assemblaggio tappo di tenuta CO1105/CO1104 su telaio C9K024 - Inferiore	L30
Assemblaggio tappo di tenuta VS9414/VS9415 su telaio C9K024 - Inferiore	L32
Assemblaggio tappo di tenuta CO1111 su telaio C9K024 - Superiore alzante scorrevole	L33
Assemblaggio del telaio C9K024 con squadrette	L34
Assemblaggio del telaio C9K024 con squadrette - Eccentrici	L35
Assemblaggio del telaio C9K024 con squadrette - Spine coniche	L36

Domal C160 Smartline

2 binari - Telaio - Tagli 45°

PANORAMICA ASSEMBLAGGIO



 C160-ASS-1801

domal 

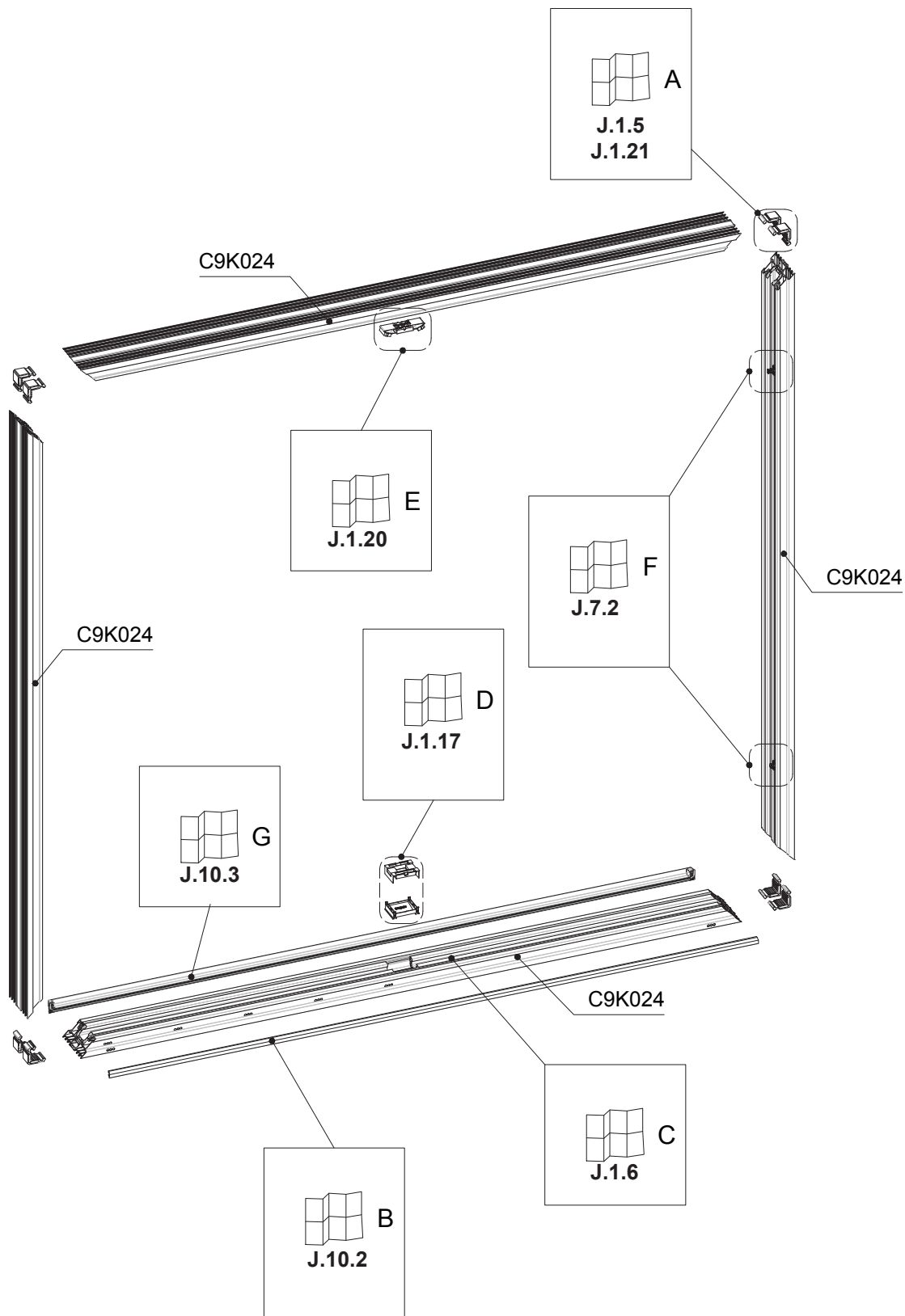
Settembre 2019

L - Ferramenta e disegni assemblaggio

L15

2 binari - Telaio - Tagli 45°

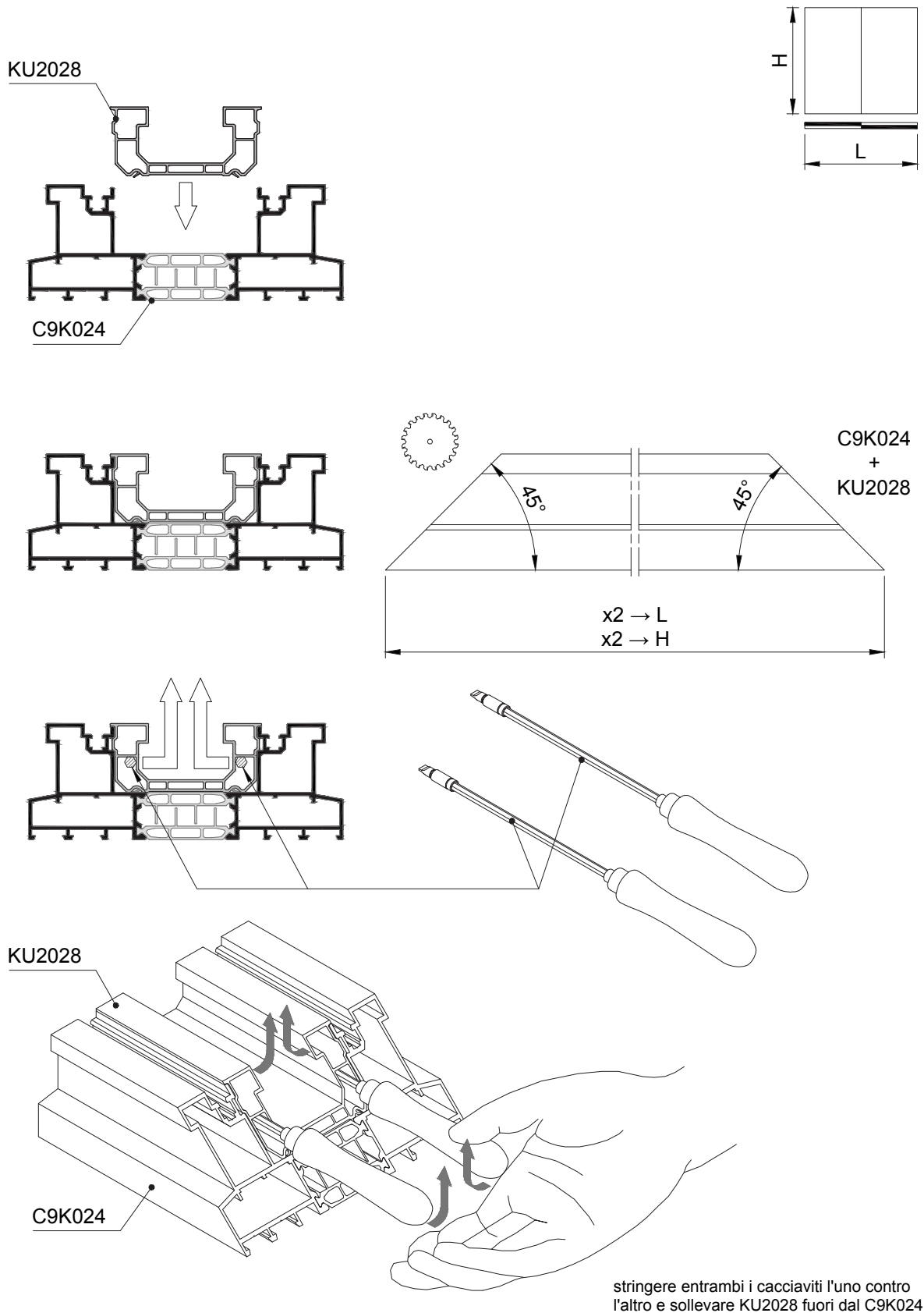
PANORAMICA ASSEMBLAGGIO



 C160-ASS-1800

2 binari - Telaio - Tagli 45°

OPERAZIONE SUL TELAIO C9K024 E PROFILATO DI ISOLAMENTO KU2028

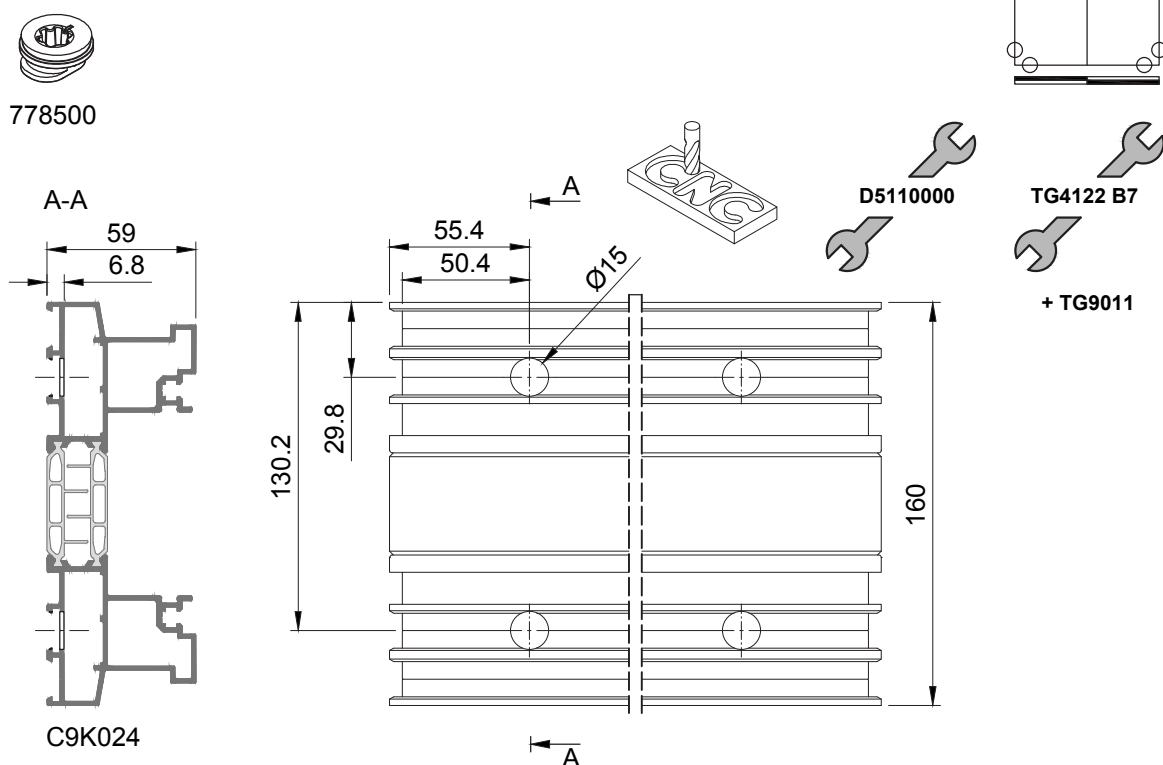
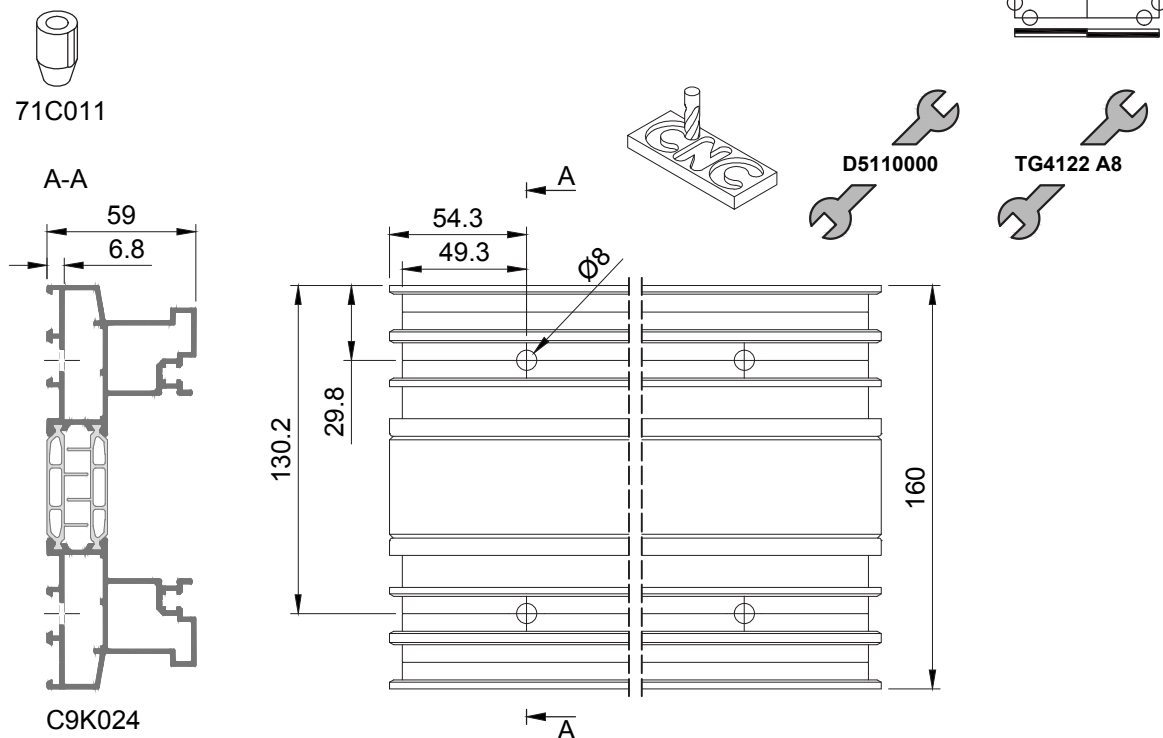


stringere entrambi i cacciaviti l'uno contro l'altro e sollevare KU2028 fuori dal C9K024

2 binari - Telaio - Tagli 45°

OPERAZIONE SU C9K024

Lavorazione da effettuare con punzonatrice D5110000

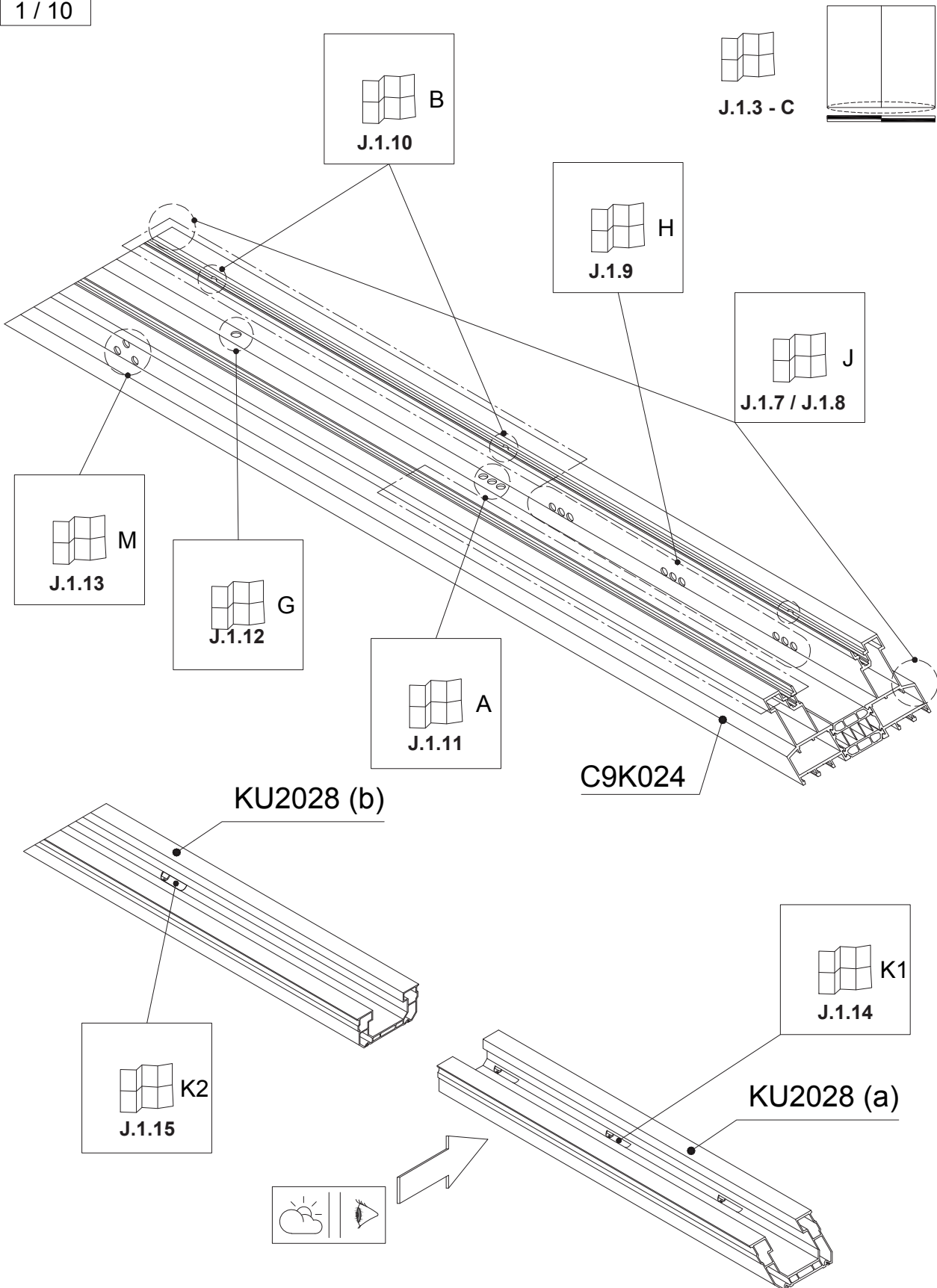


C160-ASS-1301

2 binari - Telaio - Tagli 45°

PANORAMICA DRENAGGIO - TELAIO C9K024 E PROFILATO DI ISOLAMENTO KU2028

1 / 10



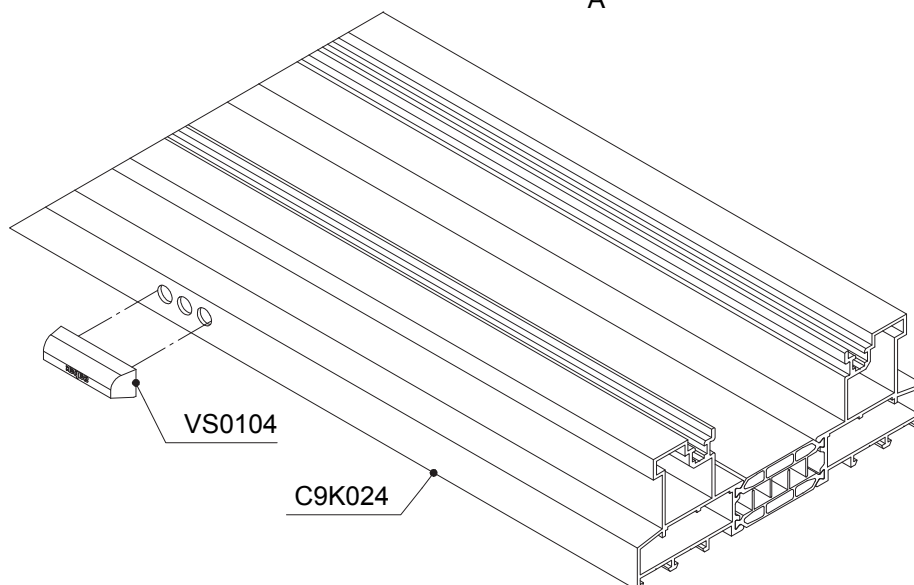
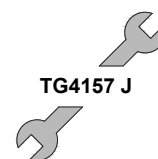
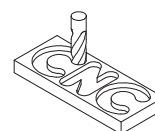
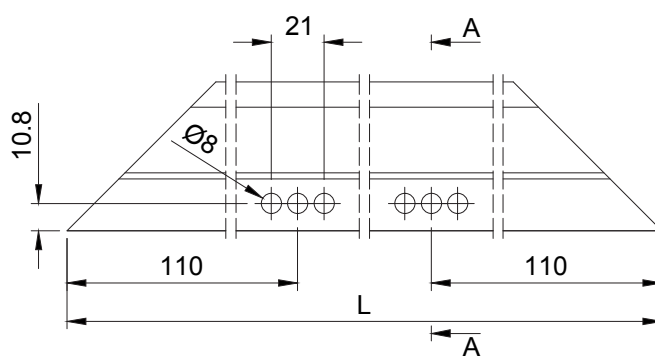
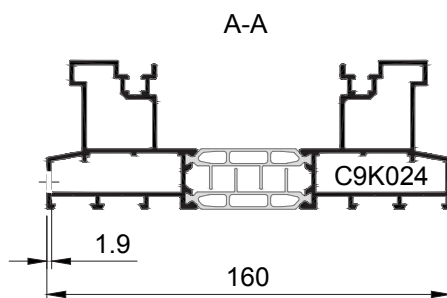
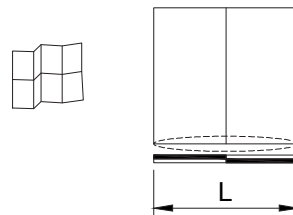
 C160-ASS-1305

Numero dei fori di drenaggio, vedere pagina L13

2 binari - Telaio - Tagli 45°

TELAIO DI DRENAGGIO C9K024 - J (OPZIONE 1/2)

2 / 10



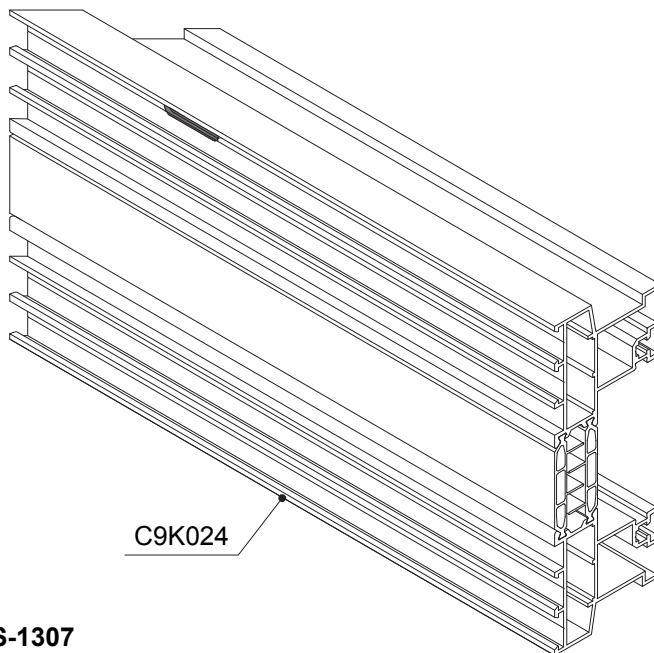
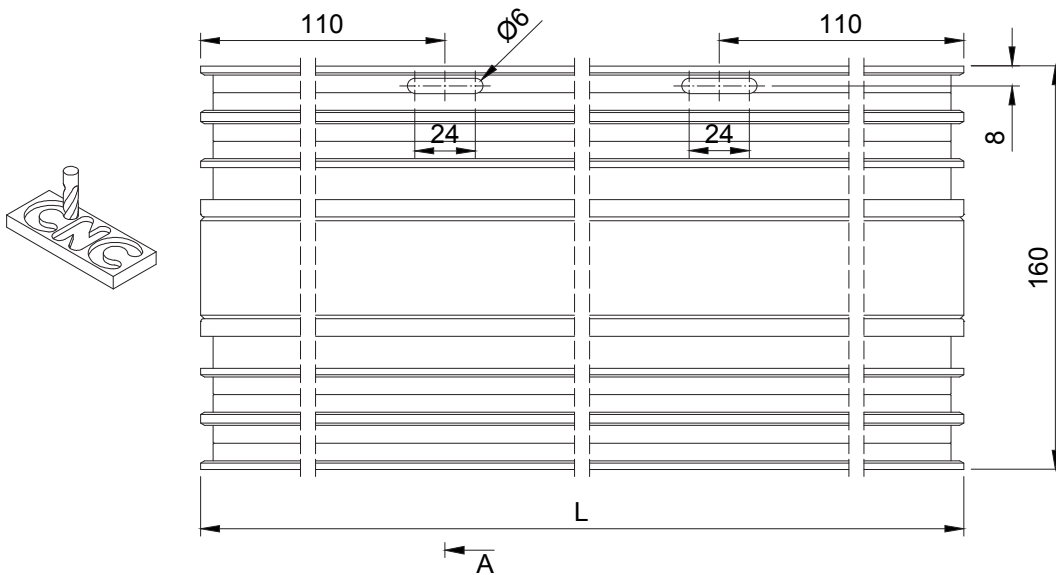
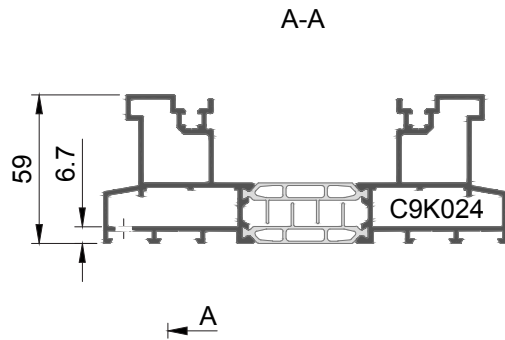
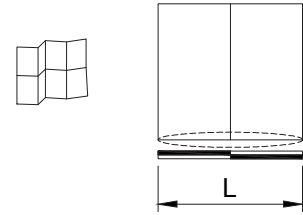
 **C160-ASS-1306**

Numero dei fori di drenaggio, vedere pagina L13

2 binari - Telaio - Tagli 45°

TELAIO DI DRENAGGIO C9K024 - J (OPZIONE 2/2)

3 / 10



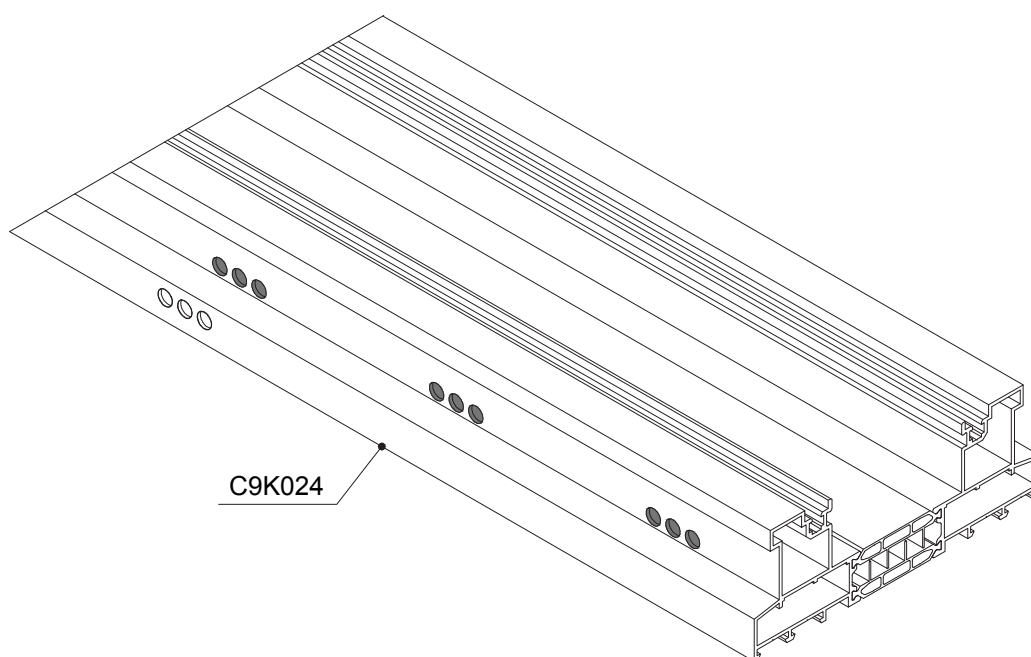
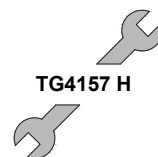
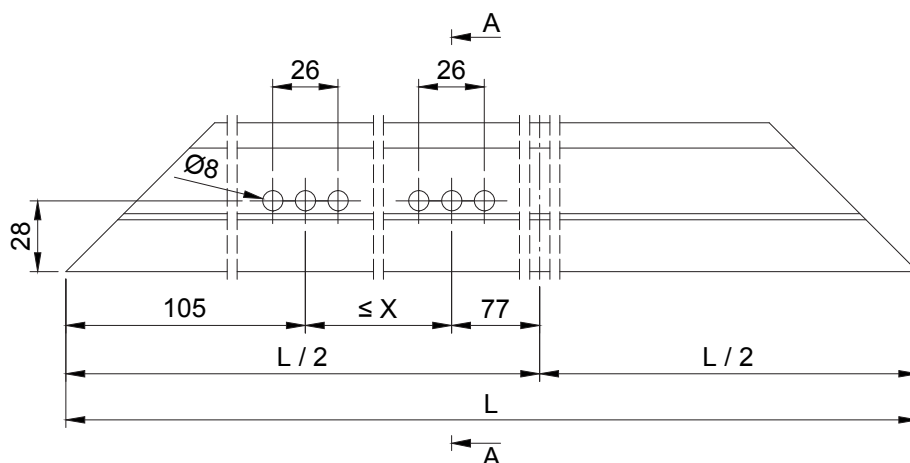
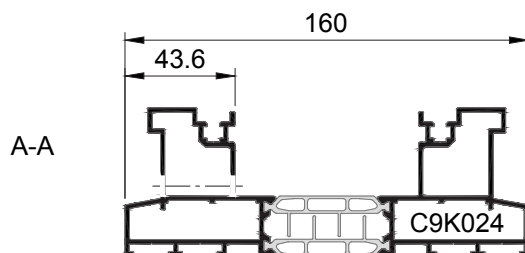
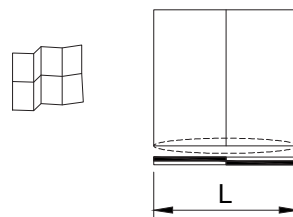
 C160-ASS-1307

Numero dei fori di drenaggio, vedere pagina L13

2 binari - Telaio - Tagli 45°

TELAIO DI DRENAGGIO C9K024 - H

4 / 10



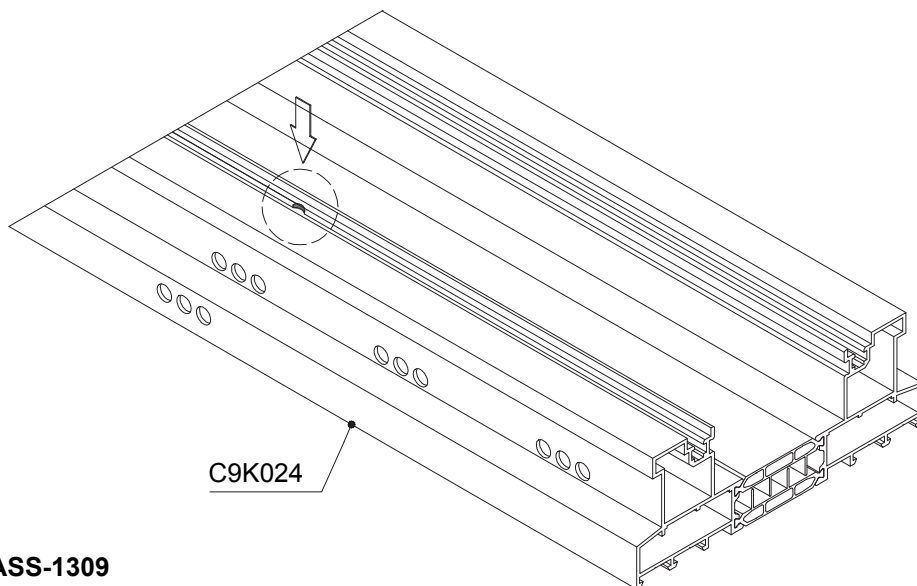
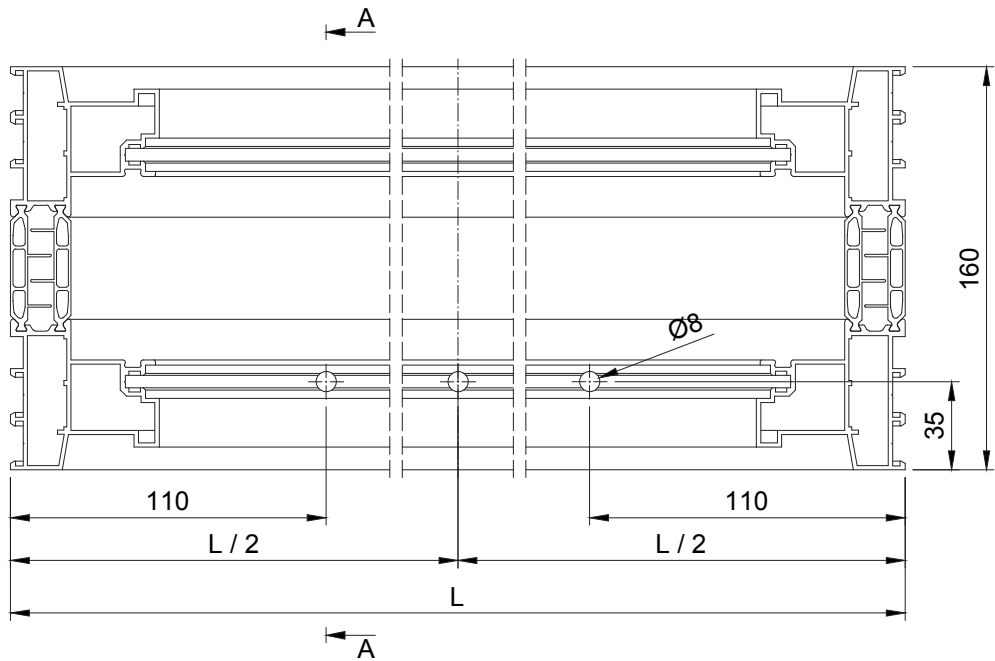
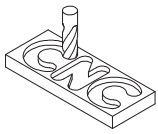
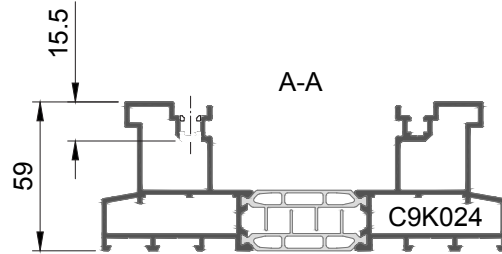
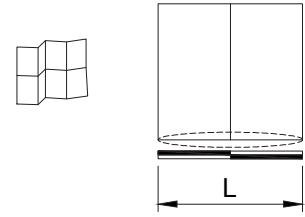
C160-ASS-1308

Numero dei fori di drenaggio, vedere pagina L13

2 binari - Telaio - Tagli 45°

TELAIO DI DRENAGGIO C9K024 - B

5 / 10



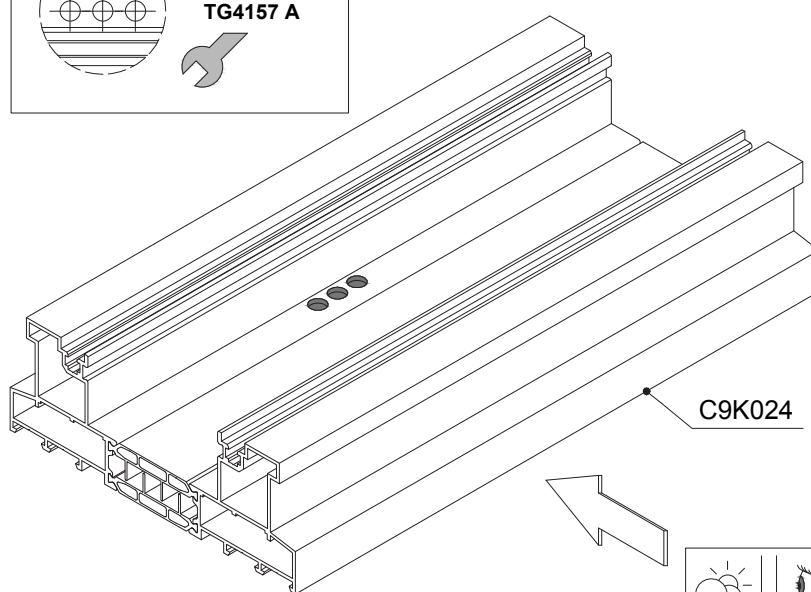
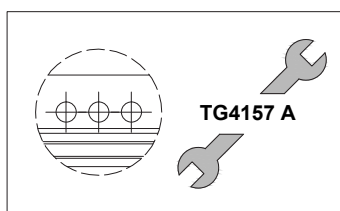
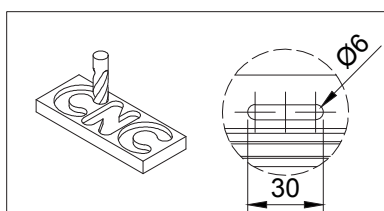
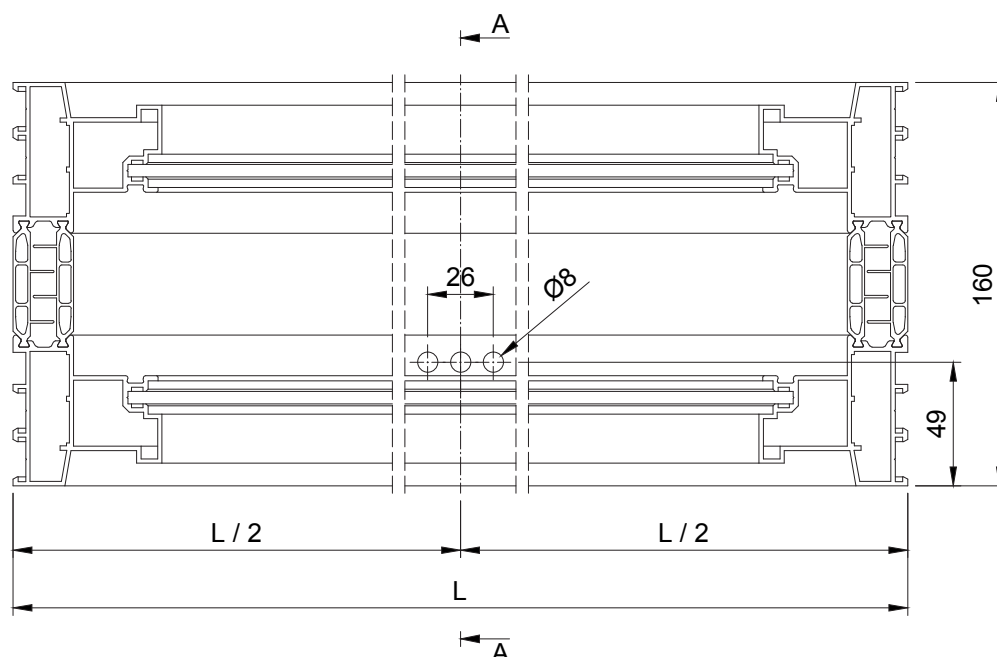
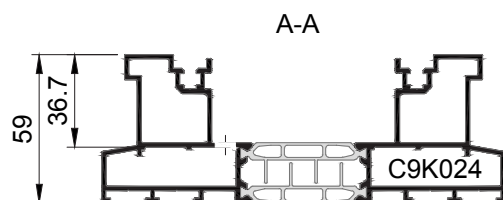
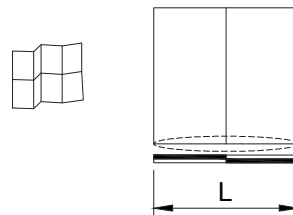
 **C160-ASS-1309**

Numero dei fori di drenaggio, vedere pagina L13

2 binari - Telaio - Tagli 45°

TELAIO DI DRENAGGIO C9K024 - A

6 / 10



 **C160-ASS-1310**

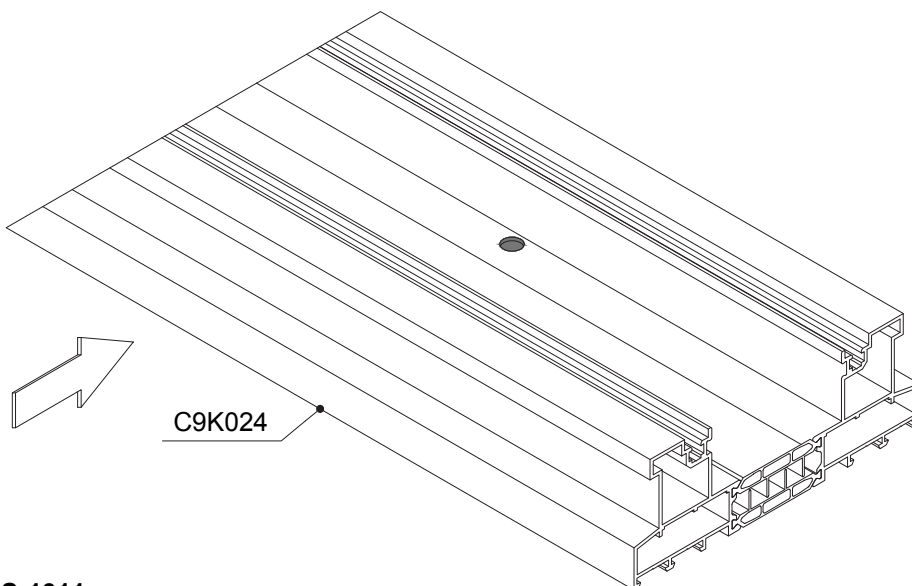
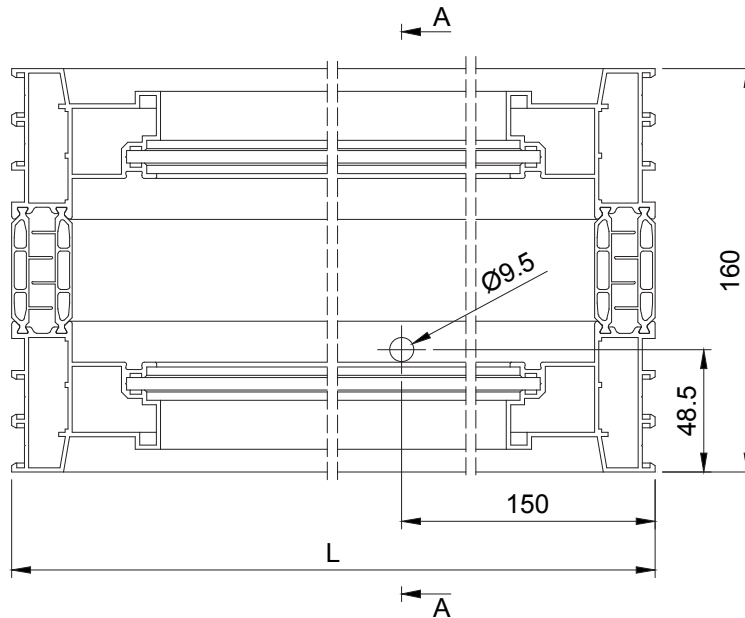
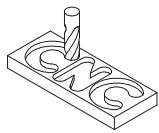
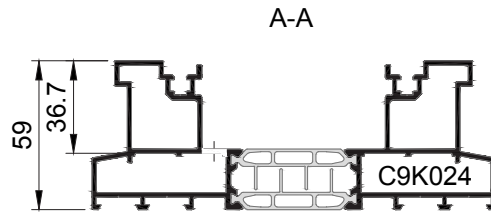
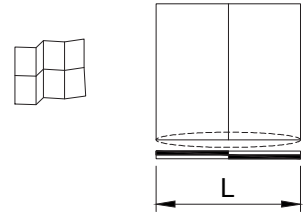
Numero dei fori di drenaggio, vedere pagina L13

Domal C160 Smartline

2 binari - Telaio - Tagli 45°

TELAIO DI DRENAGGIO C9K024 - G

7 / 10

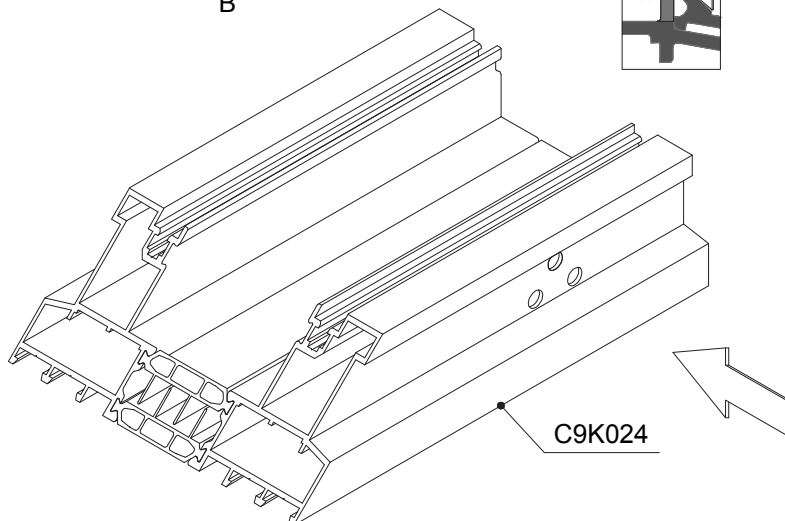
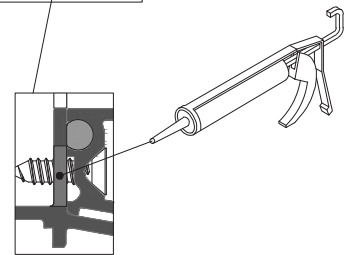
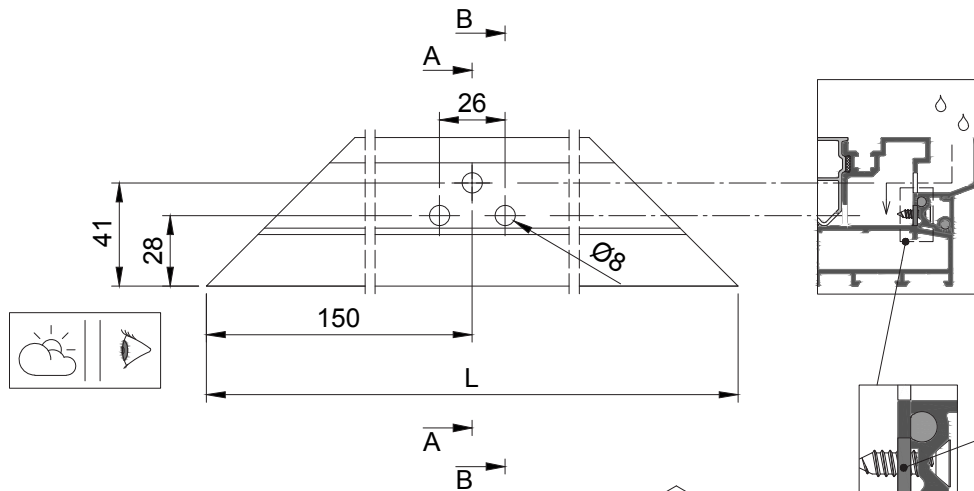
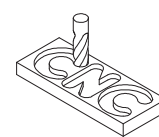
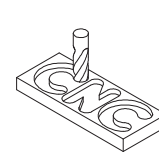
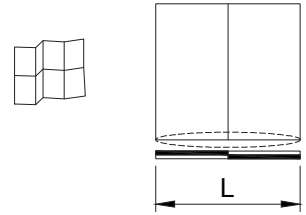
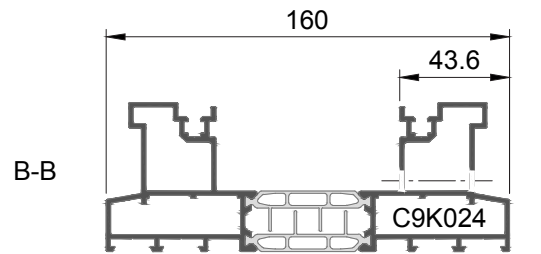
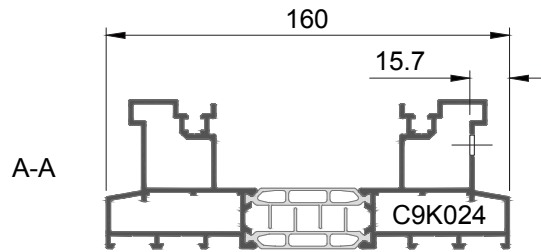



C160-ASS-1311

2 binari - Telaio - Tagli 45°

TELAIO DI DRENAGGIO C9K024 - M

8 / 10



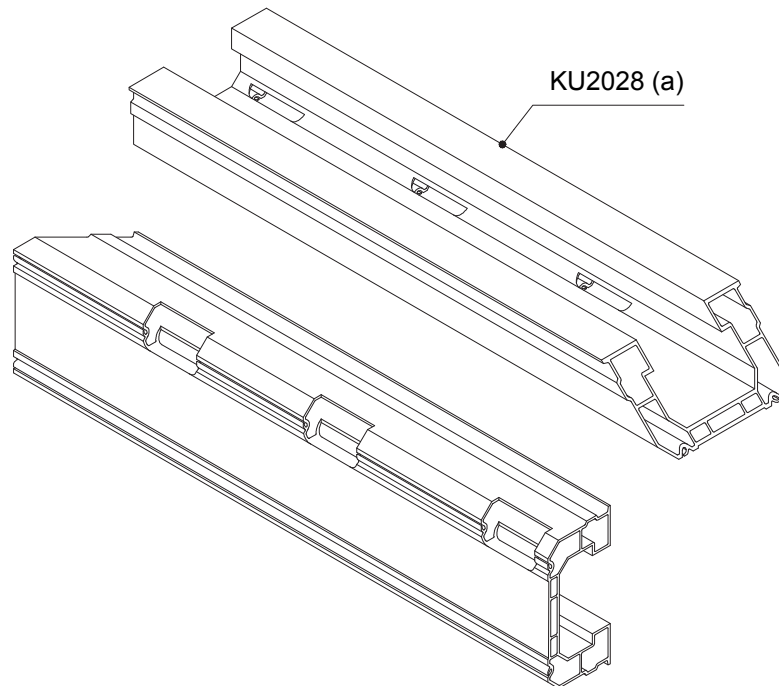
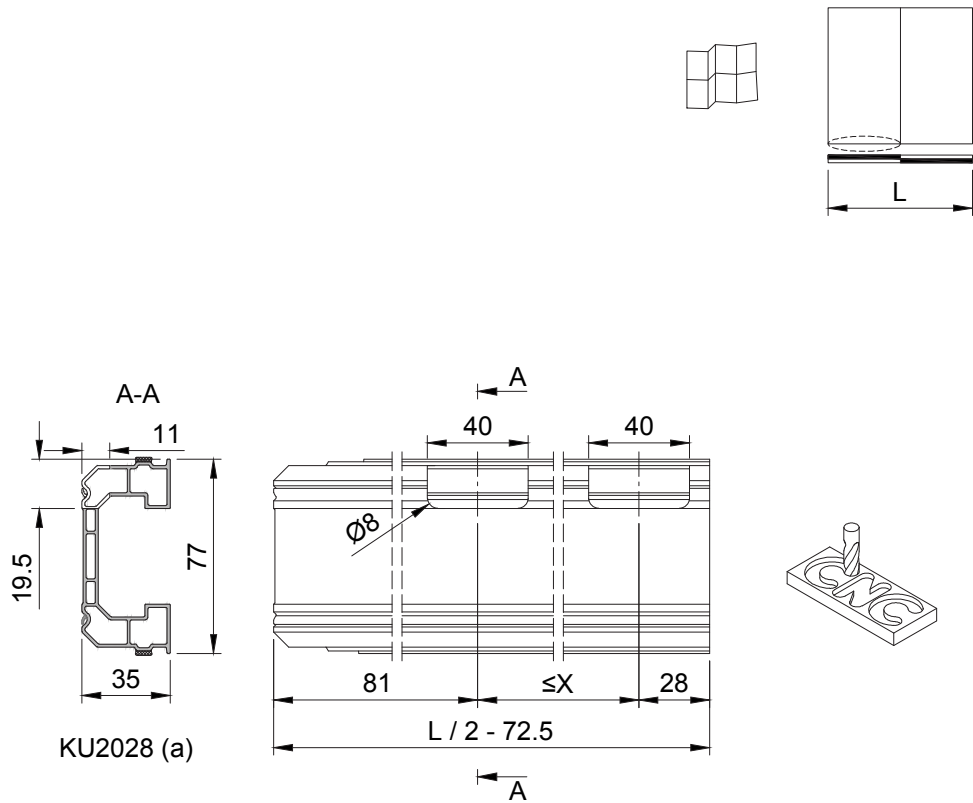
 C160-ASS-1312

L - Ferramenta e disegni assemblaggio

2 binari - Telaio - Tagli 45°

PROFILATO ISOLANTE DI DRENAGGIO KU2028 - K1

9 / 10



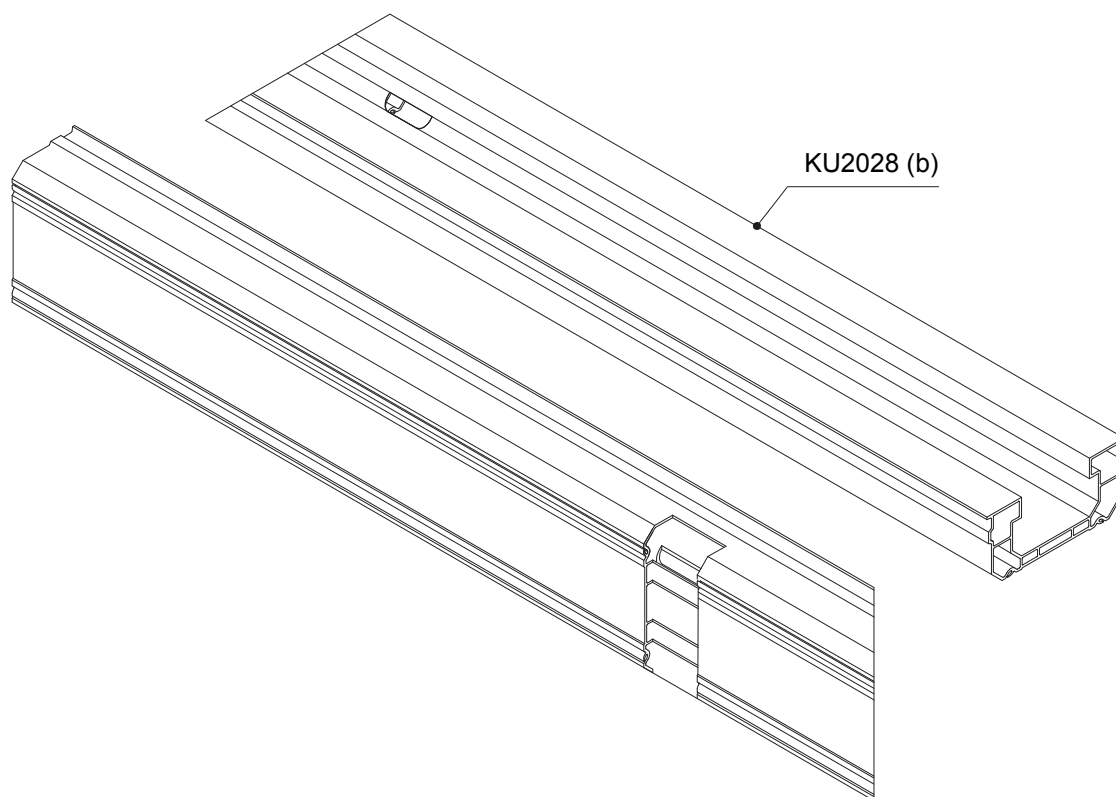

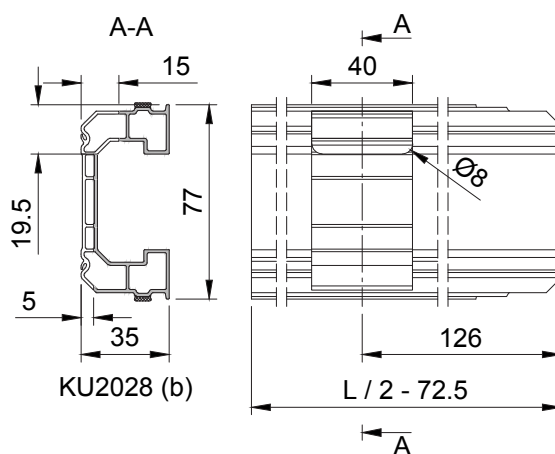
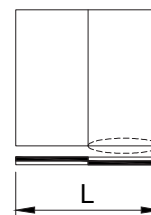
 C160-ASS-1313


Numero dei fori di drenaggio, vedere pagina L13

2 binari - Telaio - Tagli 45°

PROFILATO ISOLANTE DI DRENAGGIO KU2028 - K2

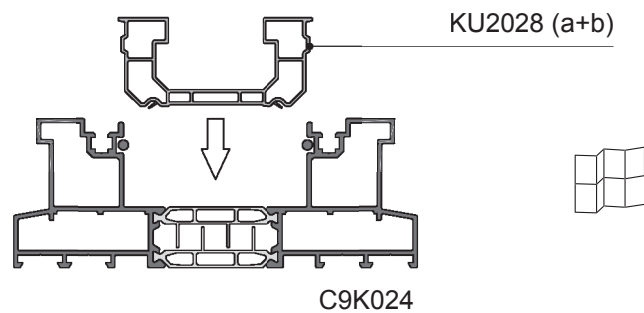
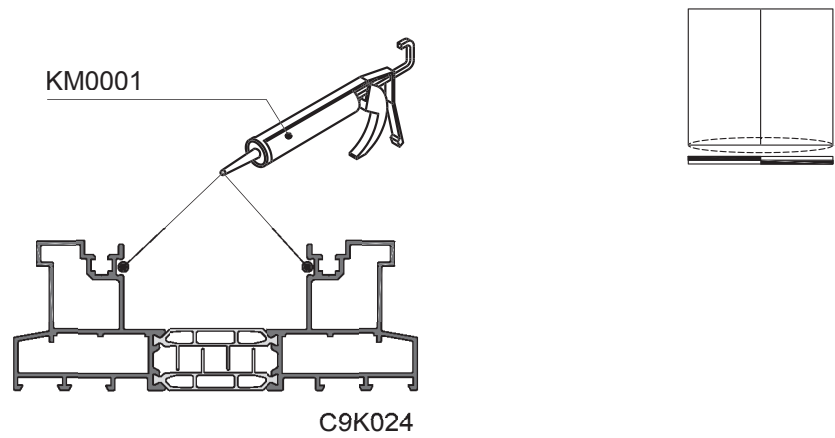
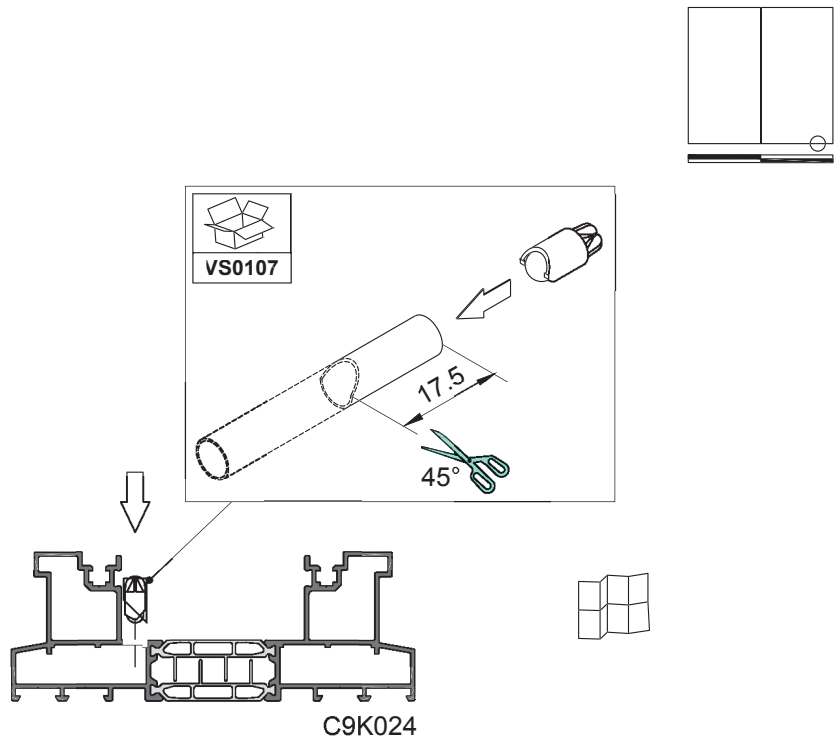
10 / 10



 C160-ASS-1314

2 binari - Telaio - Tagli 45°

ASSEMBLAGGIO VALVOLA VS0107 E PROFILO DI ISOLAMENTO KU2028 SU TELAIO C9K024 - INFERIORE

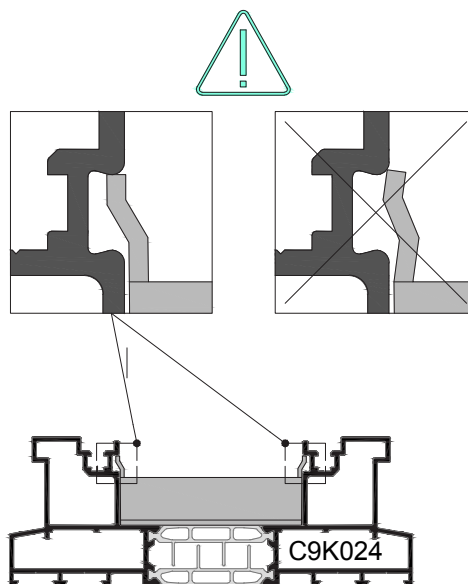
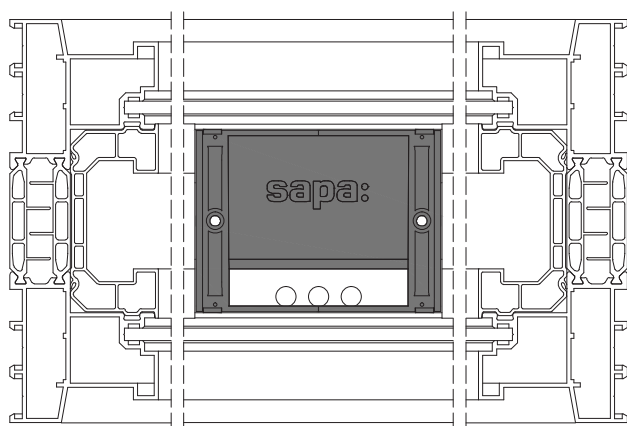
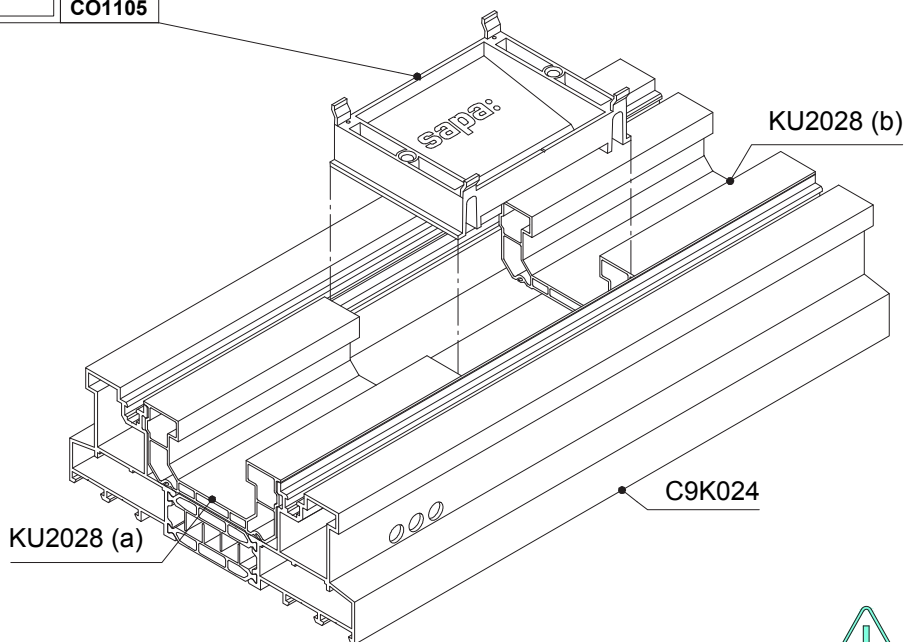
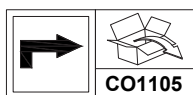
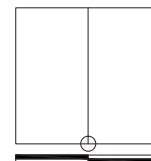


 C160-ASS-1315

2 binari - Telaio - Tagli 45°

ASSEMBLAGGIO TAPPO DI TENUTA CO1105 SU TELAIO C9K024 - INFERIORE

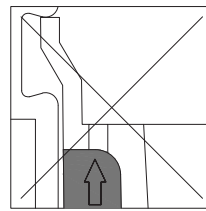
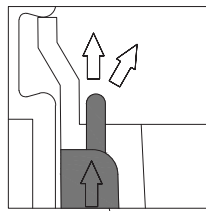
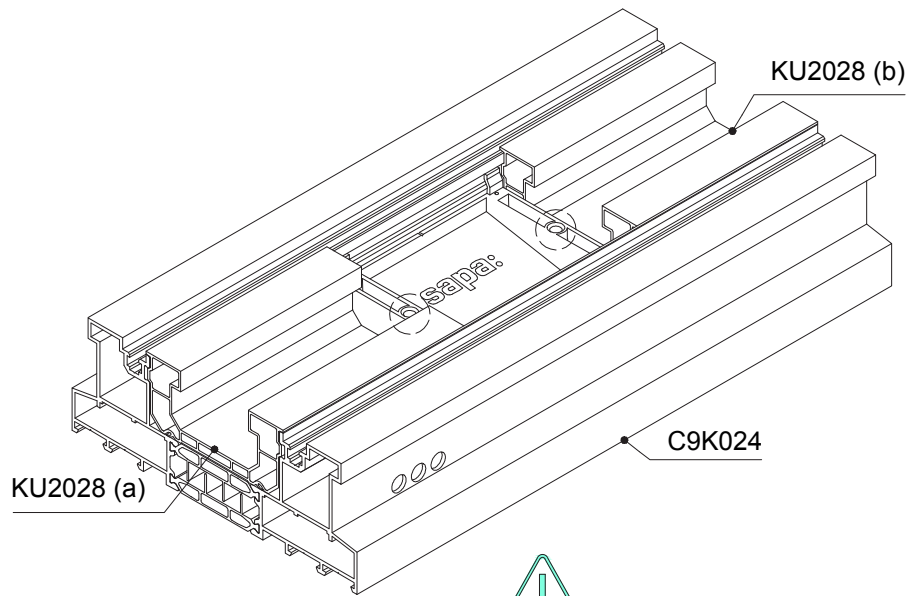
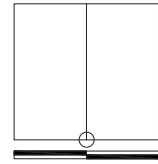
1 / 2



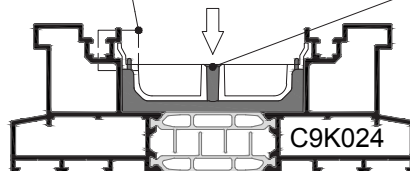
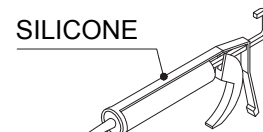
2 binari - Telaio - Tagli 45°


ASSEMBLAGGIO TAPPO DI TENUTA CO1105 SU TELAIO C9K024 - INFERIORE

2 / 2



SILICONE

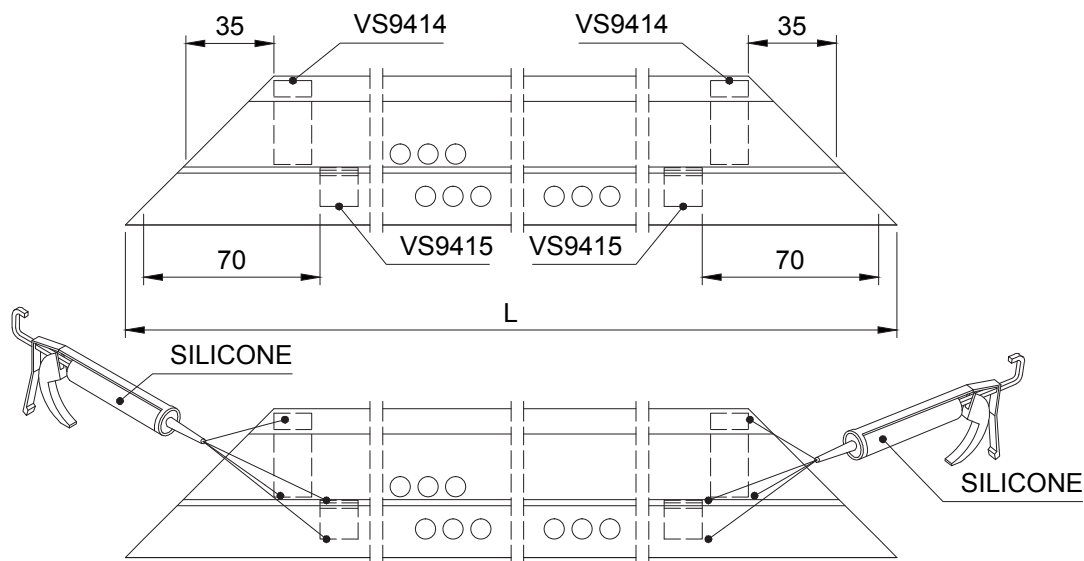
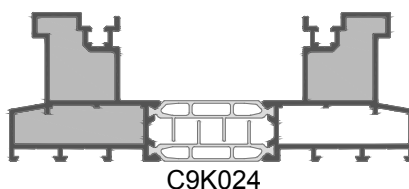
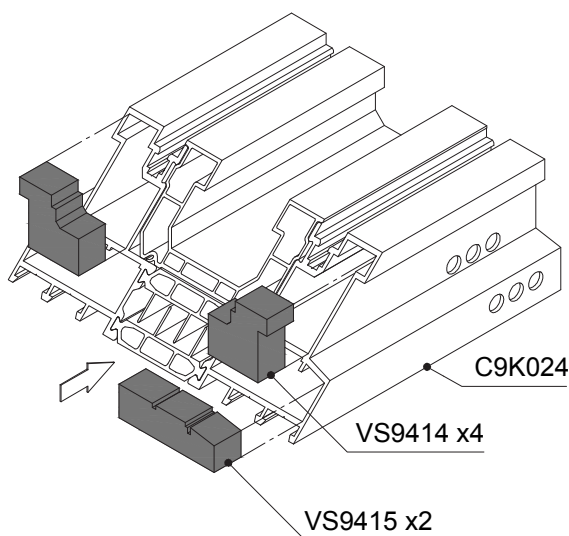
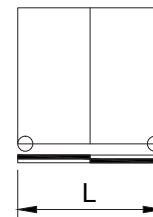



 C160-ASS-1317

L'elemento è sigillato quando il silicone esce dai bordi.

2 binari - Telaio - Tagli 45°

ASSEMBLAGGIO TAPPO DI TENUTA VS9414/VS9415 SU TELAIO C9K024 - INFERIORE

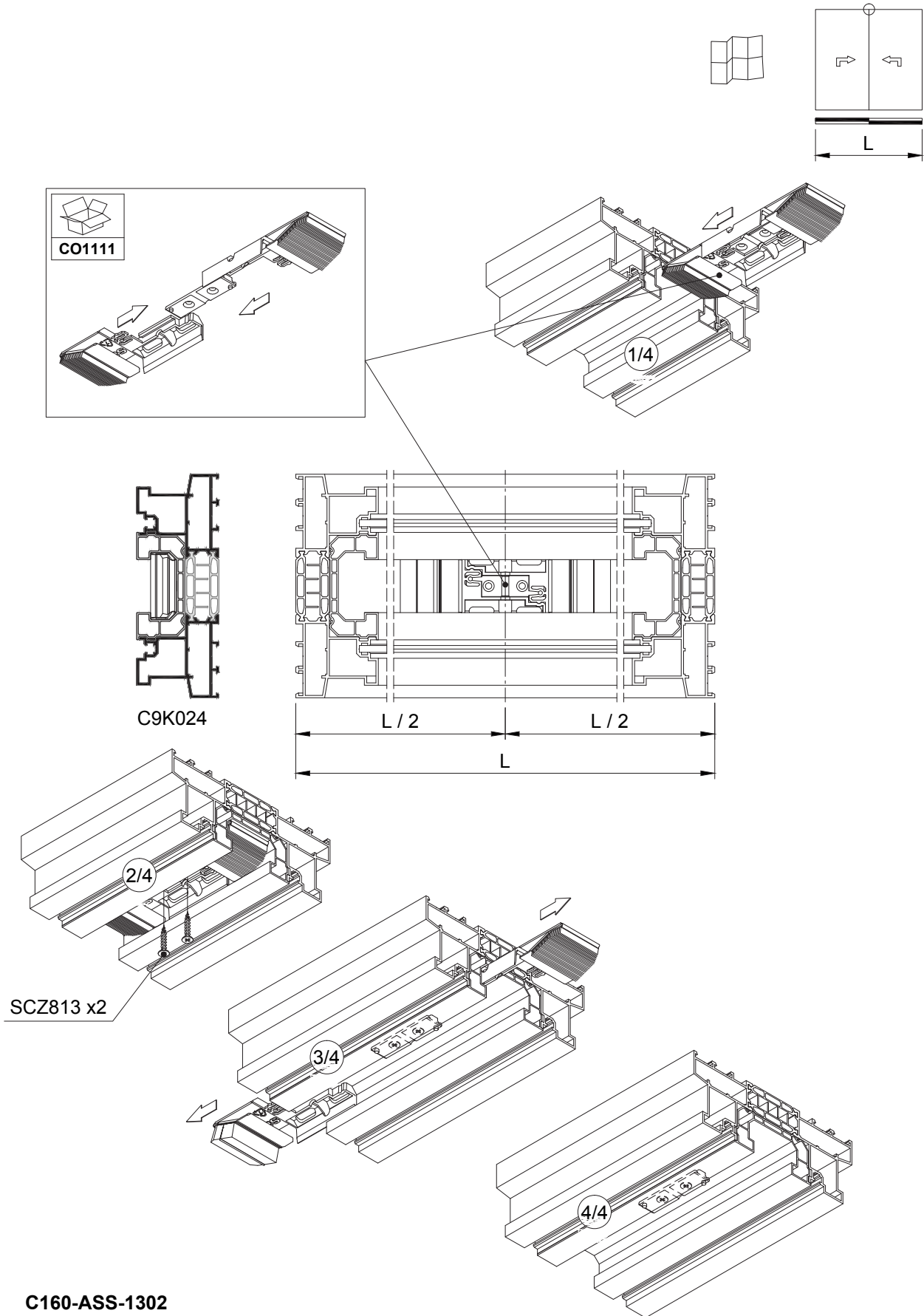


 C160-ASS-1318

L - Ferramenta e disegni assemblaggio

2 binari - Telaio - Tagli 45°

ASSEMBLAGGIO TAPPO DI TENUTA CO1111 SU TELAIO C9K024 - SUPERIORE ALZANTE SCORREVOLE

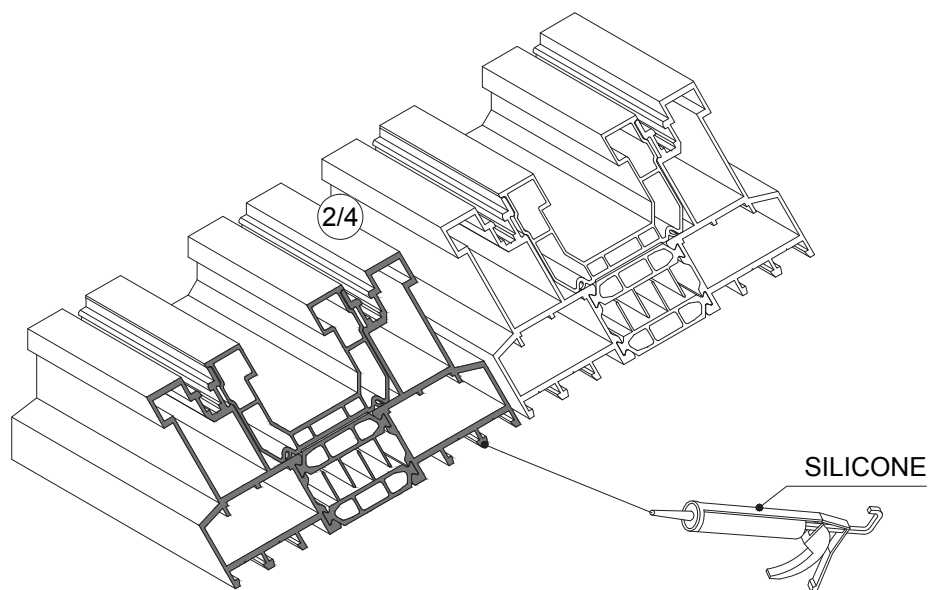
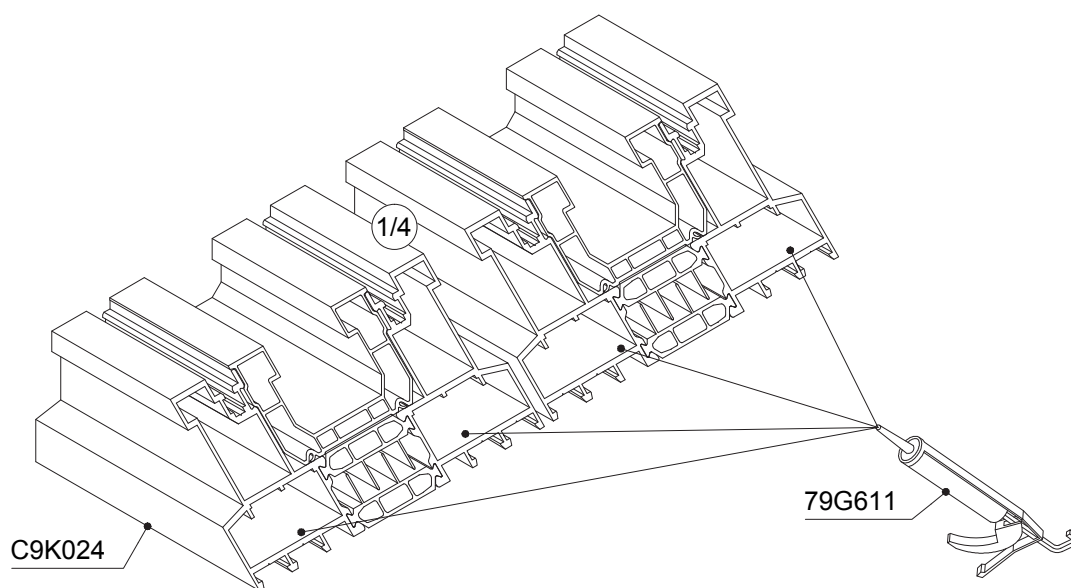
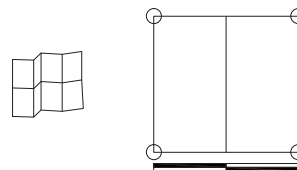


C160-ASS-1302

2 binari - Telaio - Tagli 45°

ASSEMBLAGGIO DEL TELAIO C9K024 CON SQUADRETTE

1 / 3



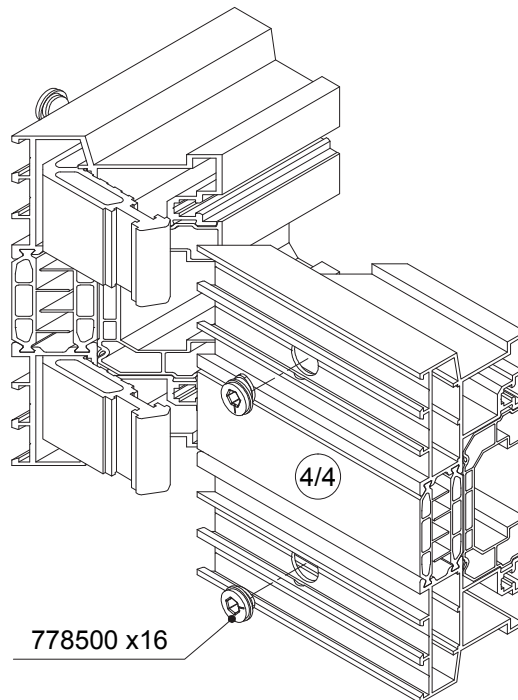
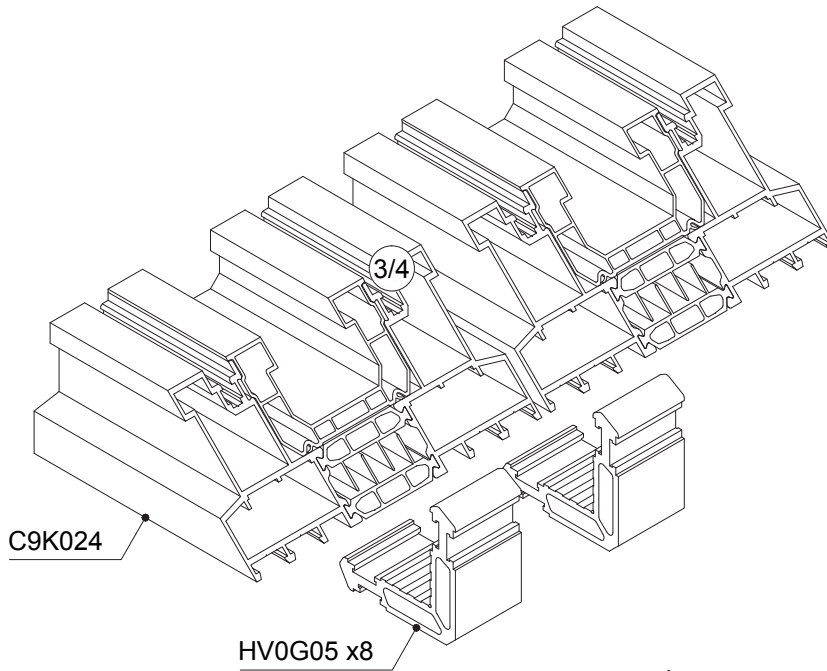
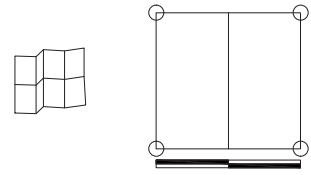
 **C160-ASS-1321**

I rostri vanno inseriti lungo la cava del C9K024 prima che lo stesso venga installato, vedere pagina L185

2 binari - Telaio - Tagli 45°

ASSEMBLAGGIO DEL TELAIO C9K024 CON SQUADRETTE - ECCENTRICI

2 / 3

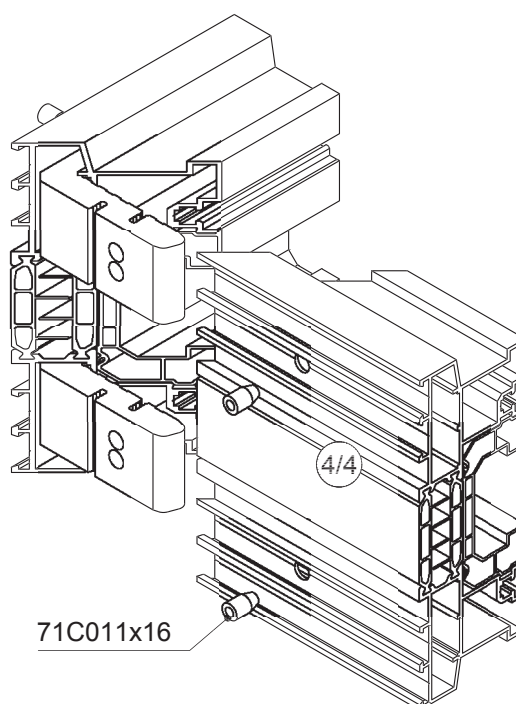
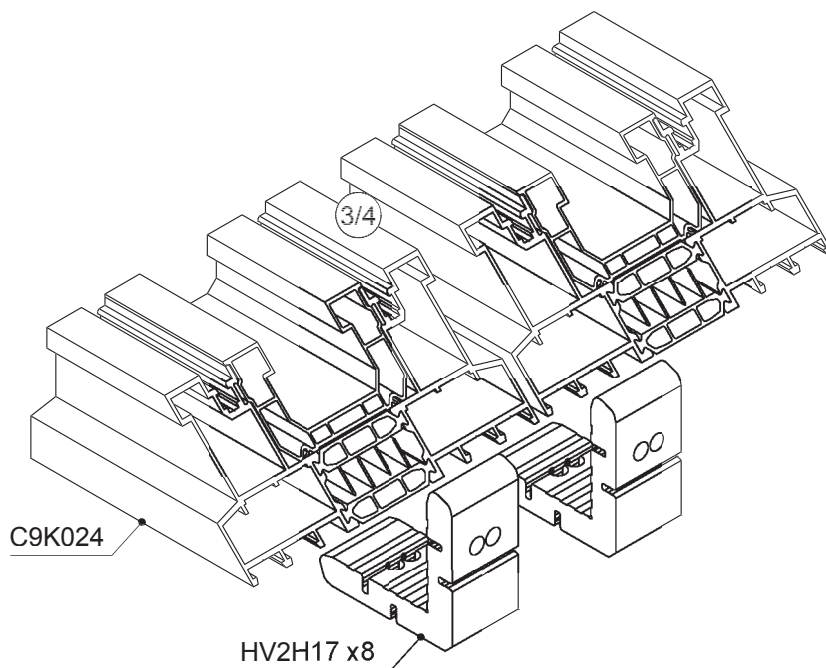
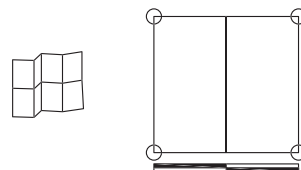


 C160-ASS-1322

2 binari - Telaio - Tagli 45°

ASSEMBLAGGIO DEL TELAIO C9K024 CON SQUADRETTE- SPINE CONICHE

3 / 3



 C160-ASS-1323

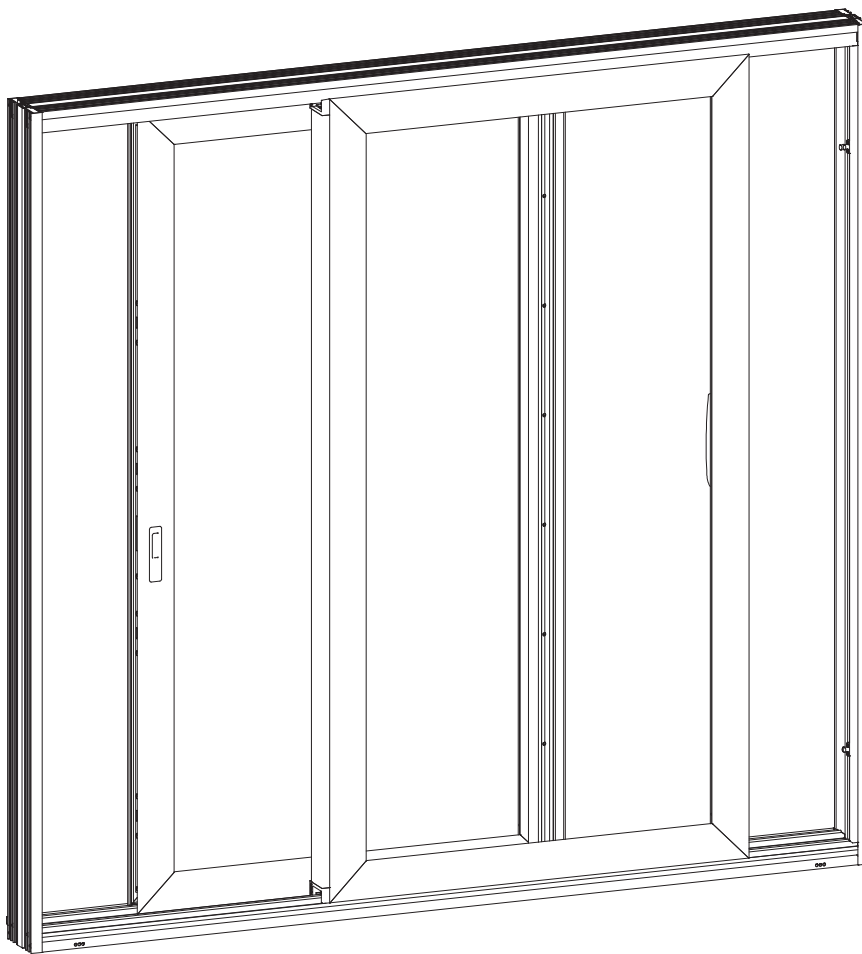
Le squadrette per spine coniche NON sono simmetriche.

2 binari - Telaio - Tagli 90°

Panoramica assemblaggio	L38
Operazioni su telaio C9K121 ed isolamento BT6019	L40
Operazioni e assemblaggio telaio C9K121	L41
Operazioni su telaio C9K124 e profilo di isolamento KU2028	L42
Panoramica drenaggio - Telaio C9K124 e profilo di isolamento KU2028	L43
Telaio di drenaggio C9K124 - J (Opzione 1/2)	L44
Telaio di drenaggio C9K124 - J (Opzione 2/2)	L45
Telaio di drenaggio C9K124 - H	L46
Telaio di drenaggio C9K124 - B	L47
Telaio di drenaggio C9K124 - A	L48
Telaio di drenaggio C9K124 - G	L49
Telaio di drenaggio C9K124 - M	L50
Drenaggio profilato di isolamento KU2028 - K1	L51
Drenaggio profilato di isolamento KU2028 - K2	L52
Assemblaggio valvola VS0107 e profilato di isolamento KU2028 su telaio C9K124 - Inferiore	L53
Assemblaggio tappo di tenuta CO1105/CO1104 su telaio C9K124 - Inferiore	L54
Assemblaggio tappo di tenuta CO1111 su telaio C9K124 - Superiore - Alzante scorrevole	L56
Assemblaggio gocciolatoio C9A003 su profilo C9K124	L57
Operazioni su raccoglicondensa C9A004	L58
Assemblaggio CO0132 e VS9957 su telaio C9K121	L60
Assemblaggio tappo di tenuta VS9956 su telaio C9K121	L61
Sigillatura gocciolatoio C9A004	L62
Assemblaggio guarnizione di finitura RU704	L63
Assemblaggio rotaia supplementare C9A100	L64
Assemblaggio profilato di isolamento KU2035	L65

2 binari - Telaio - Tagli 90°

PANORAMICA ASSEMBLAGGIO

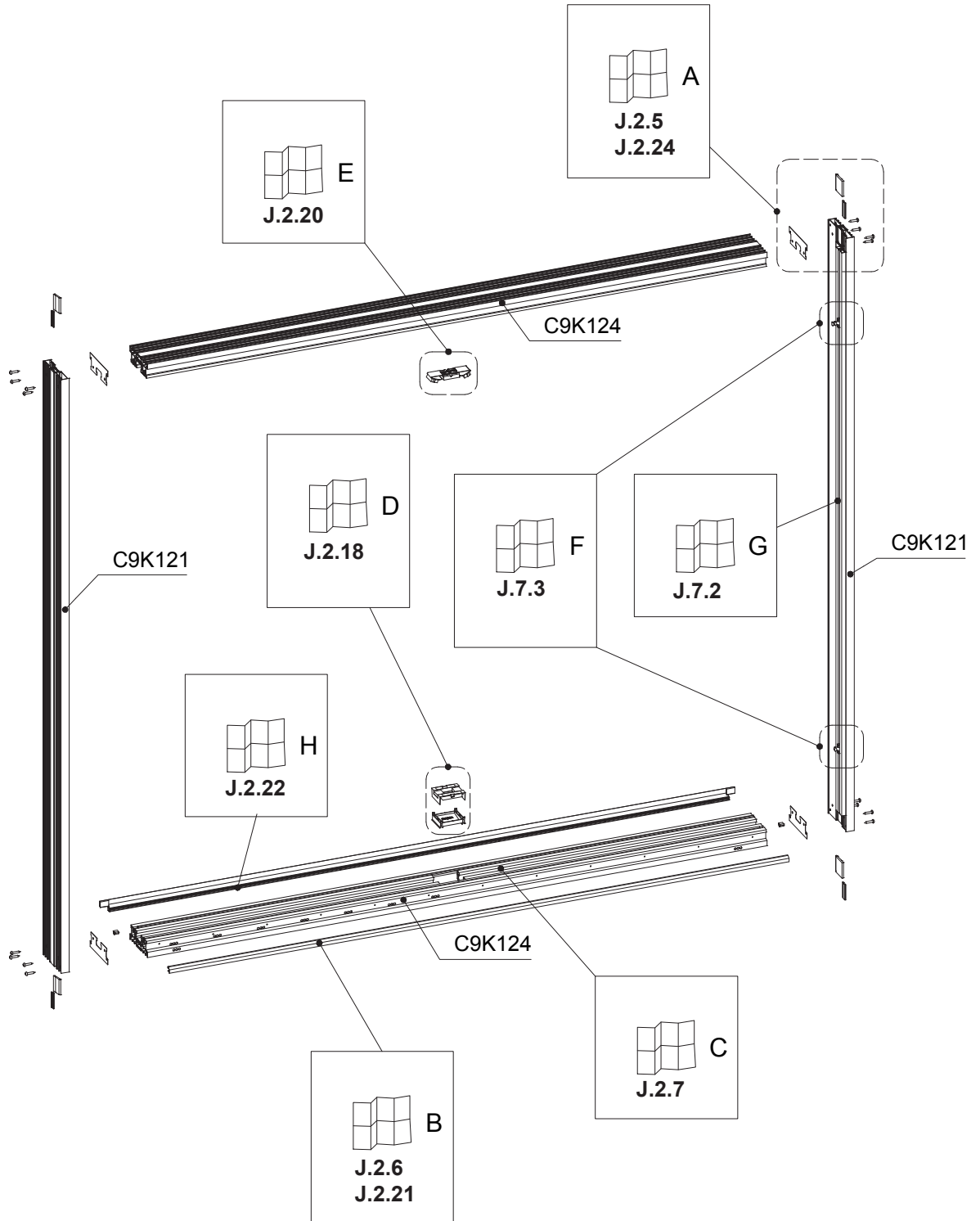


L - Ferramenta e disegni assemblaggio

 C160-ASS-1806

2 binari - Telaio - Tagli 90°

PANORAMICA ASSEMBLAGGIO

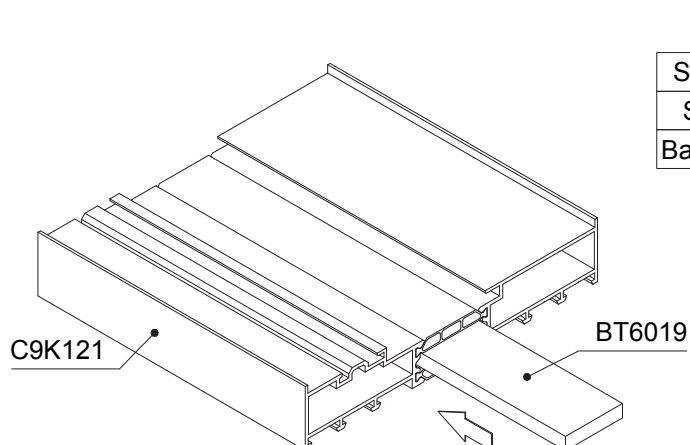
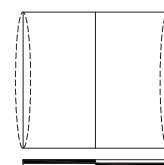
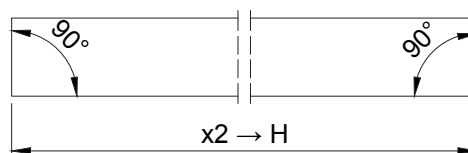
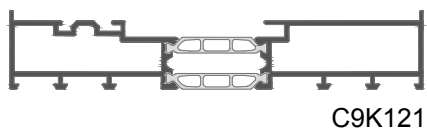
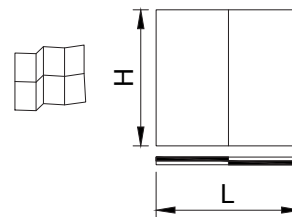


L - Ferramenta e disegni assemblaggio

 C160-ASS-1805

2 binari - Telaio - Tagli 90°

OPERAZIONE SUL TELAIO C9K121 ED ISOLAMENTO BT6019

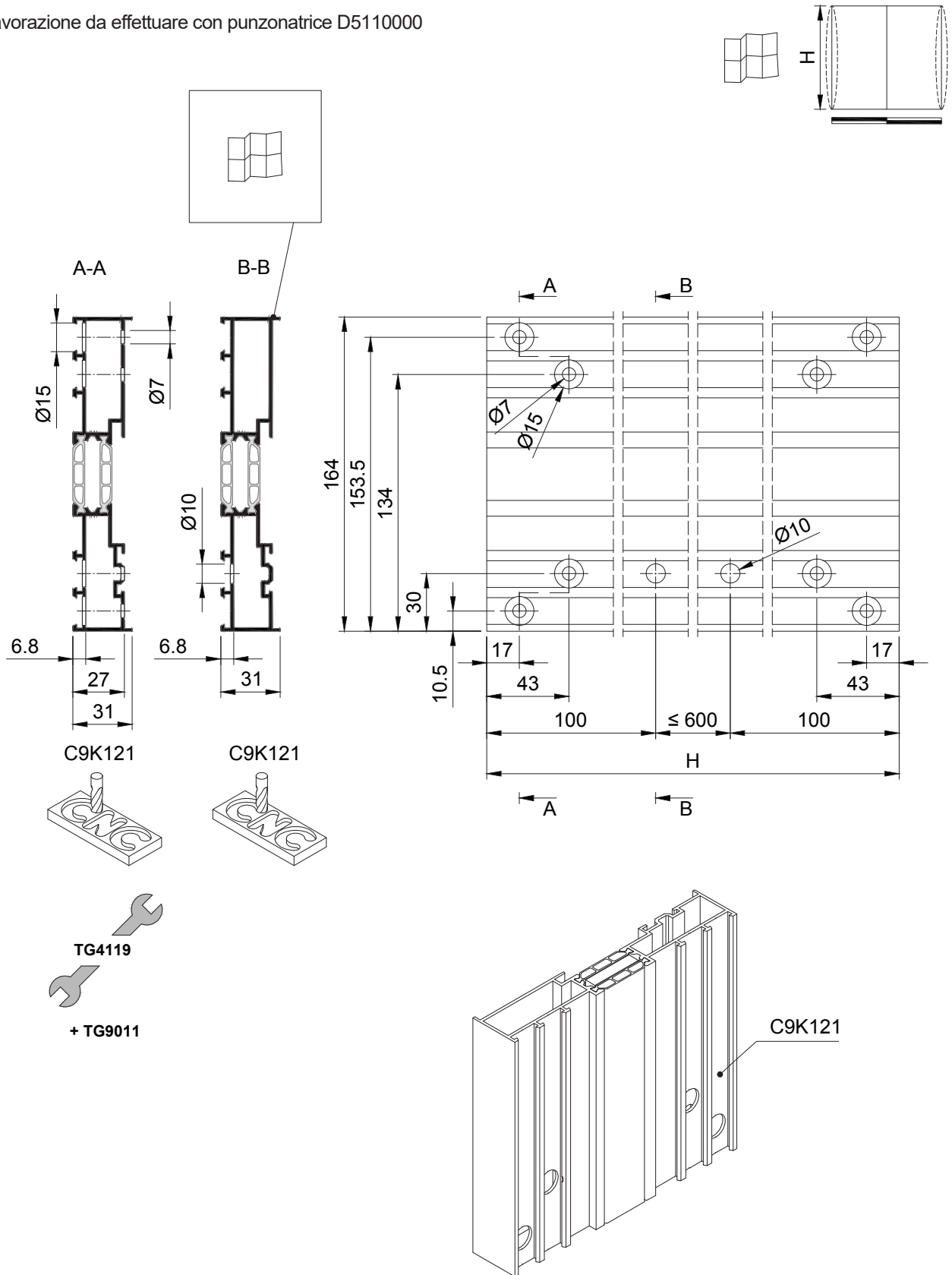


BT6019	
SHI	✓
SI	✓
Basic	-

2 binari - Telaio - Tagli 90°

OPERAZIONE E ASSEMBLAGGIO TELAIO C9K121

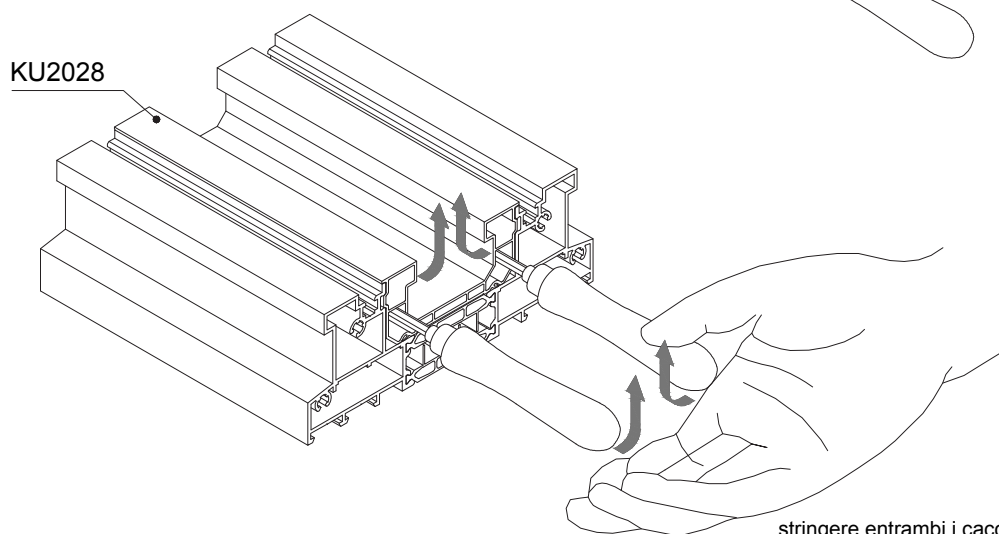
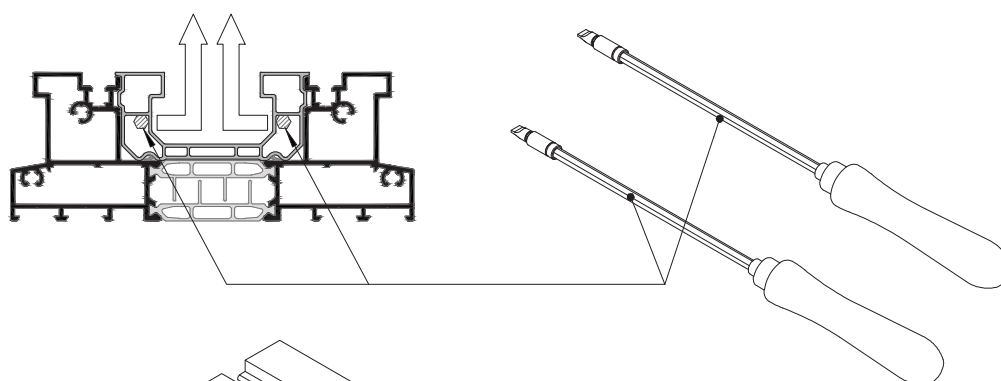
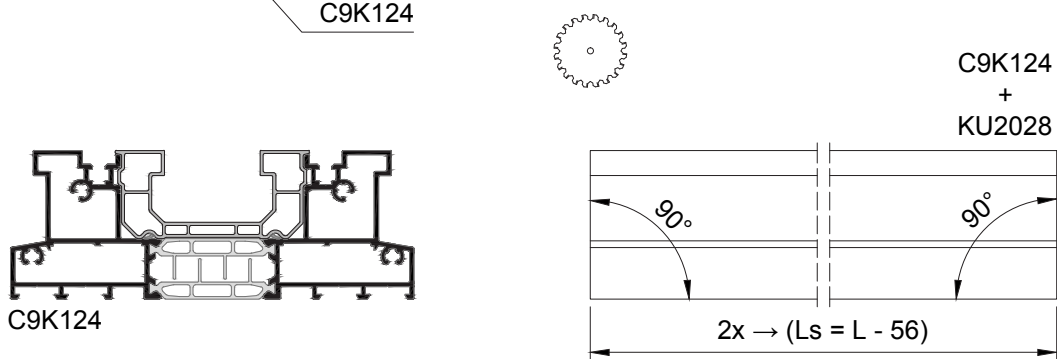
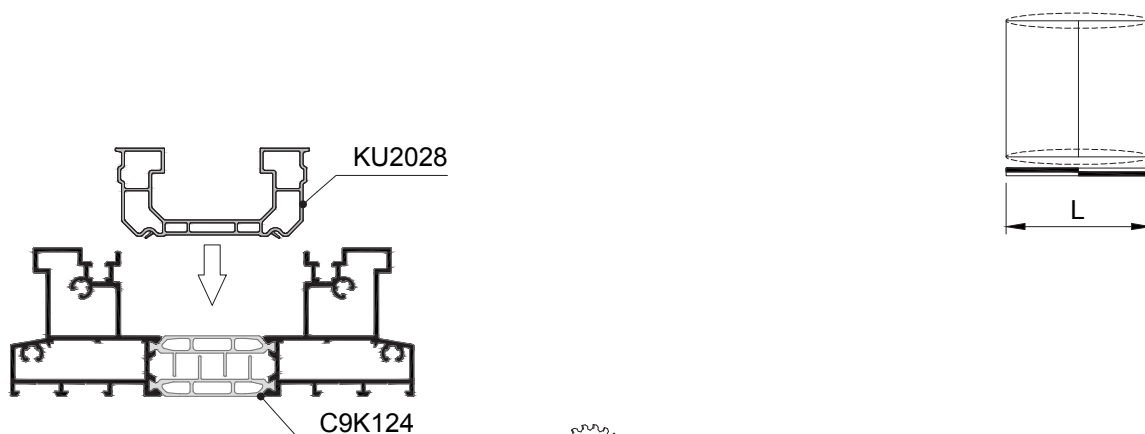
Lavorazione da effettuare con punzonatrice D5110000



L - Ferramenta e disegni assemblaggio

2 binari - Telaio - Tagli 90°

OPERAZIONE SUL TELAIO C9K124 E PROFILO DI ISOLAMENTO KU2028

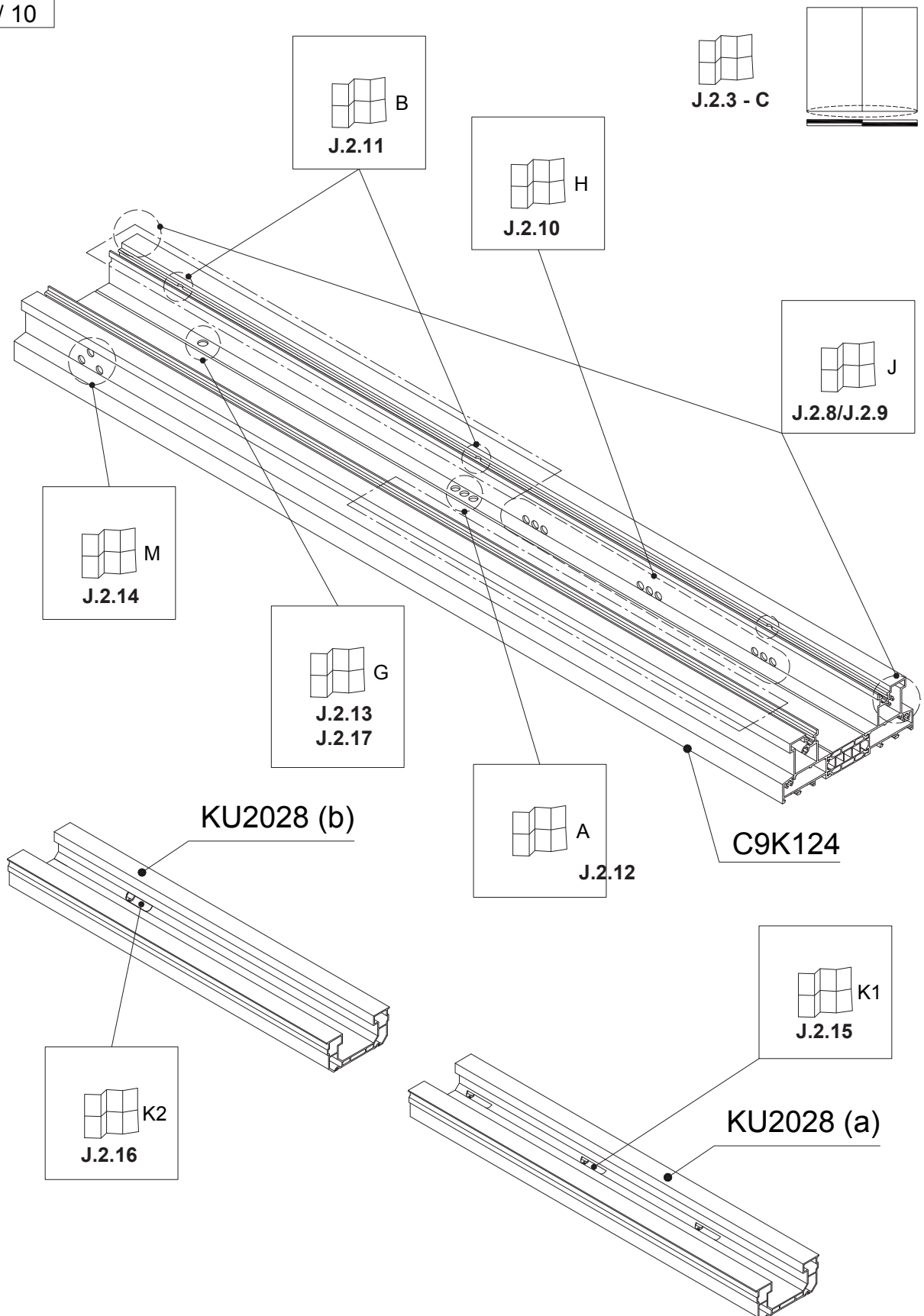


stringere entrambi i cacciaviti l'uno contro l'altro e sollevare KU2028 fuori dal C9K124

2 binari - Telaio - Tagli 90°

PANORAMICA DRENAGGIO - TELAIO C9K124 E PROFILO DI ISOLAMENTO KU2028

1 / 10



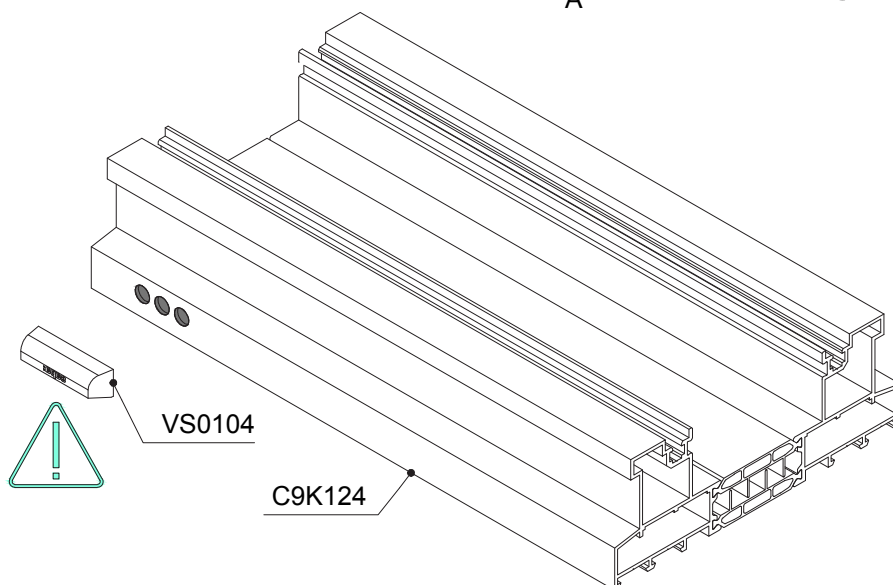
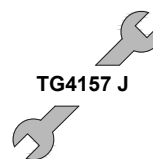

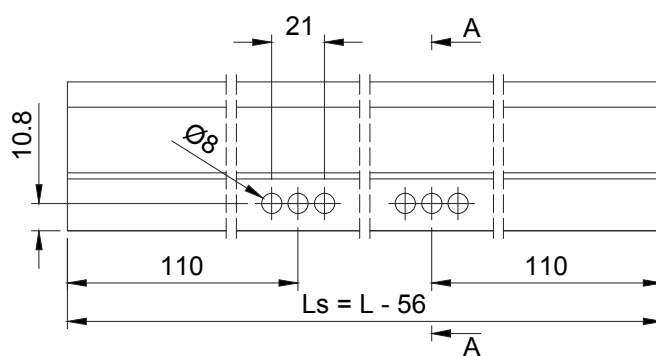
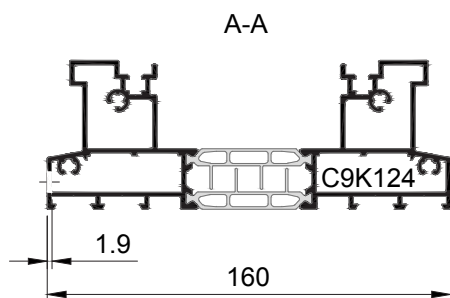
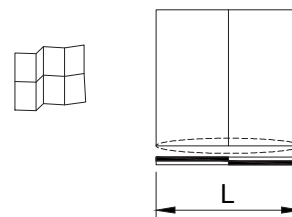
 C160-ASS-1106

Numero dei fori di drenaggio, vedere pagina L13


2 binari - Telaio - Tagli 90°

TELAIO DI DRENAGGIO C9K124 - J (OPZIONE 1/2)

2 / 10



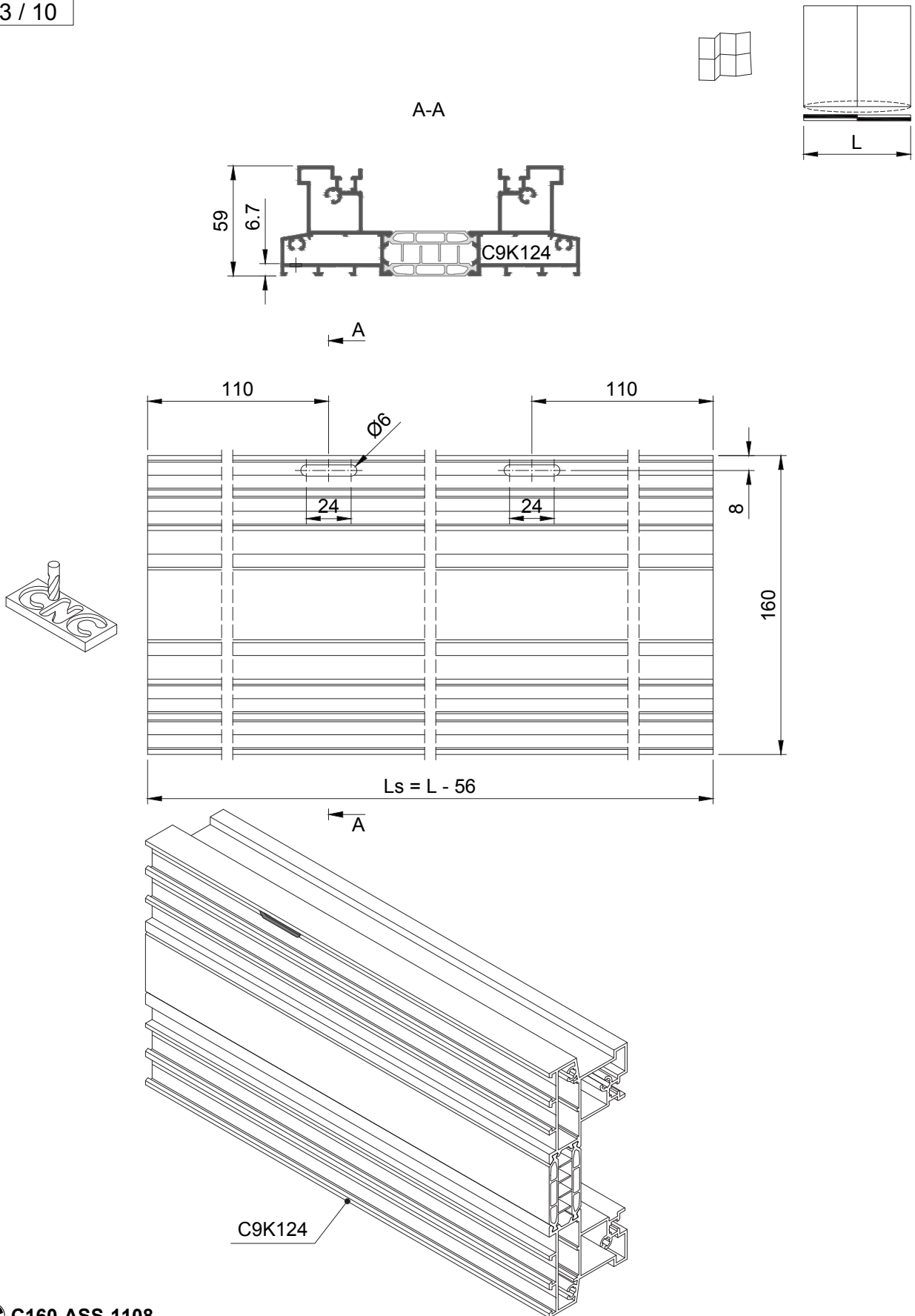
L - Ferramenta e disegni assemblaggio

 C160-ASS-1107

2 binari - Telaio - Tagli 90°

TELAIO DI DRENAGGIO C9K124 - J (OPZIONE 2/2)

3 / 10



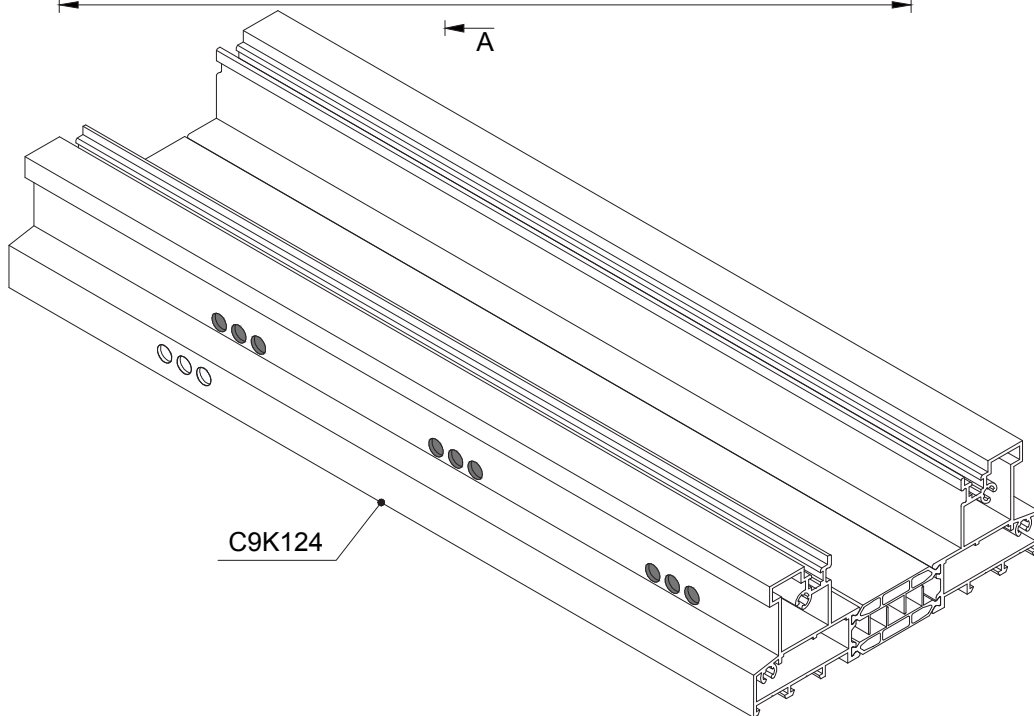
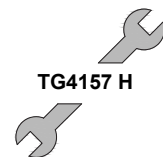

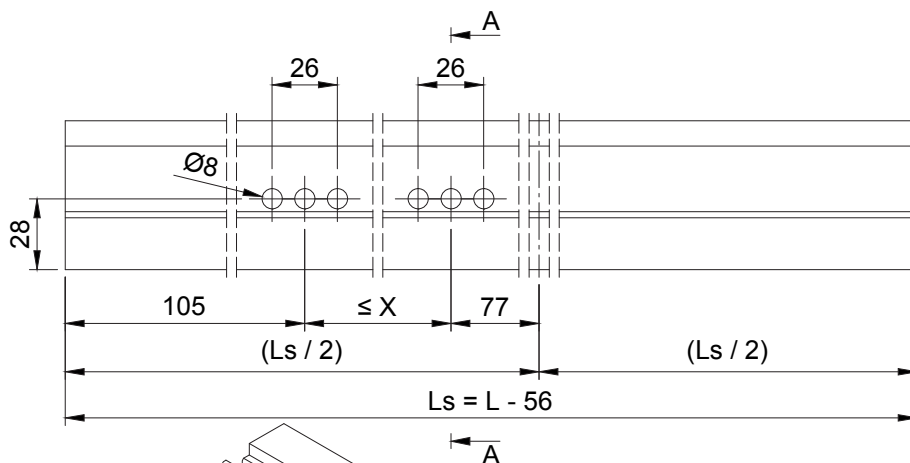
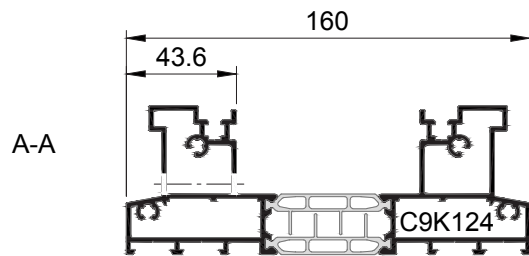
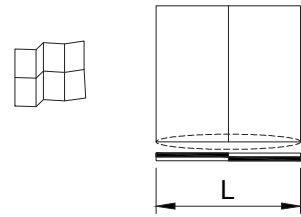
L - Ferramenta e disegni assemblaggio

 C160-ASS-1108

2 binari - Telaio - Tagli 90°

TELAIO DI DRENAGGIO C9K124 - H

4 / 10



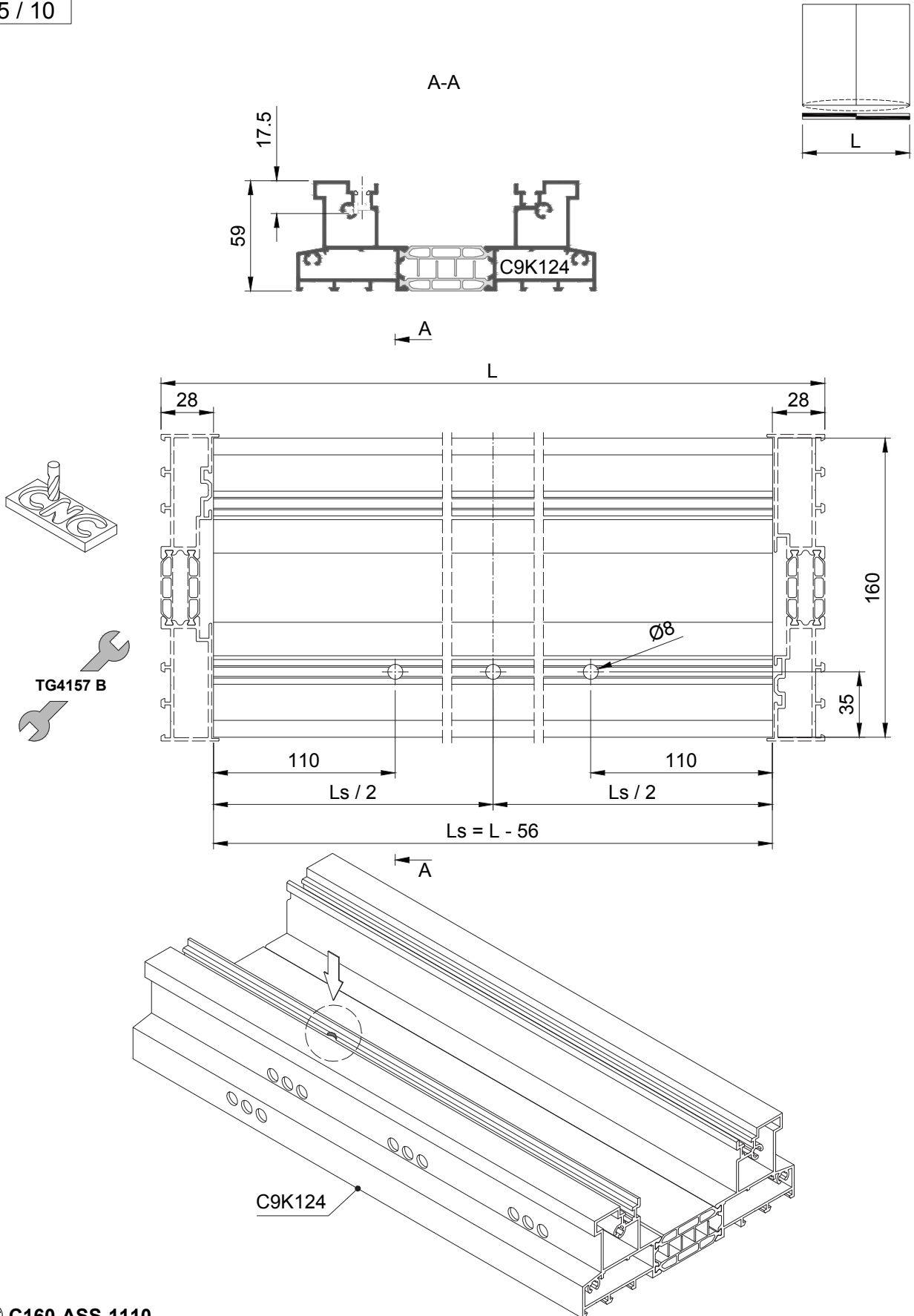
 C160-ASS-1109

L - Ferramenta e disegni assemblaggio

2 binari - Telaio - Tagli 90°

TELAIO DI DRENAGGIO C9K124 - B

5 / 10



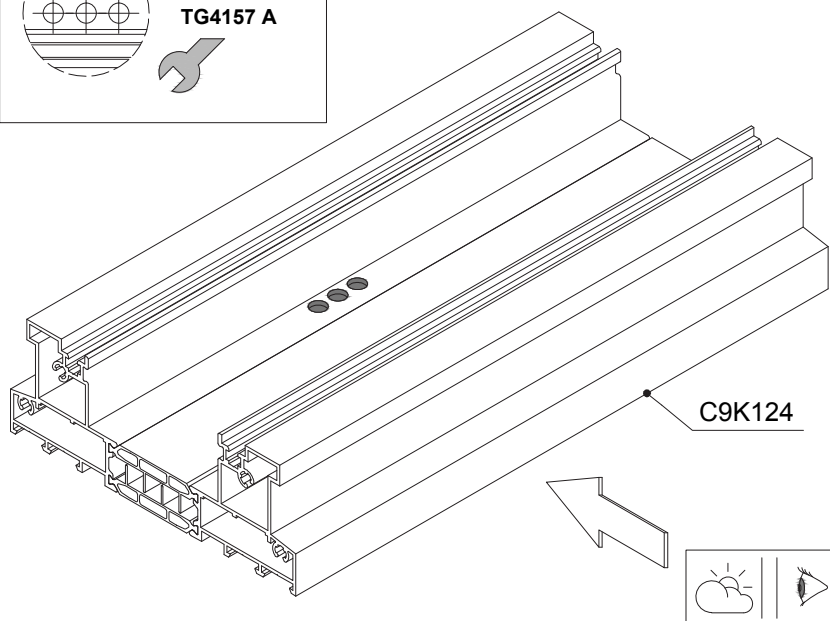
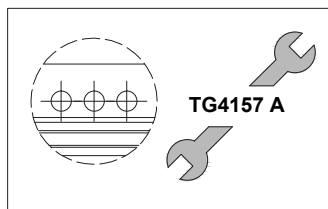
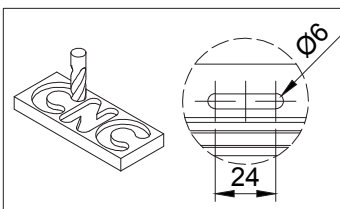
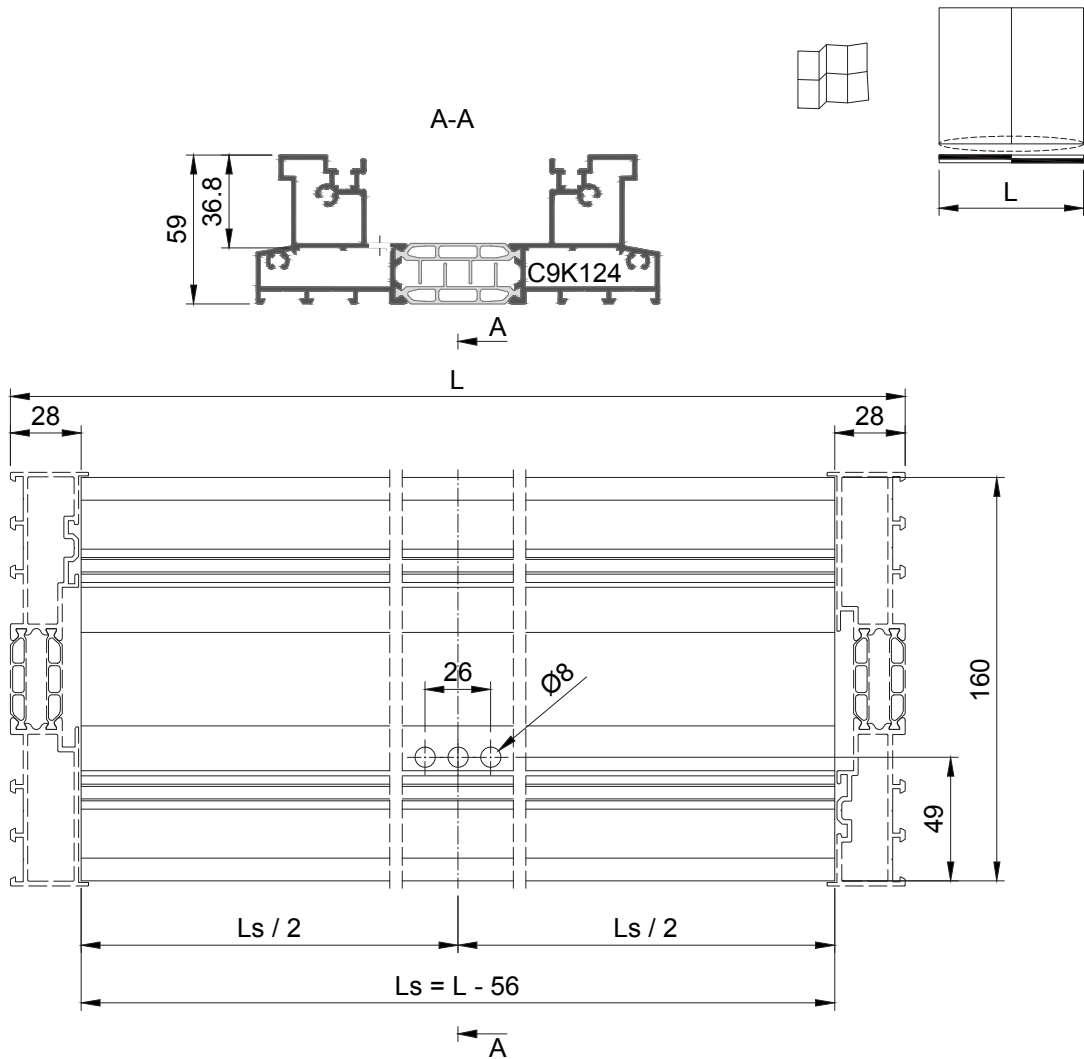
L - Ferramenta e disegni assemblaggio

 C160-ASS-1110

2 binari - Telaio - Tagli 90°

TELAIO DI DRENAGGIO C9K124 - A

6 / 10

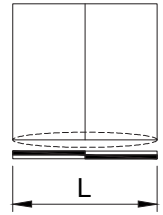


C160-ASS-1111

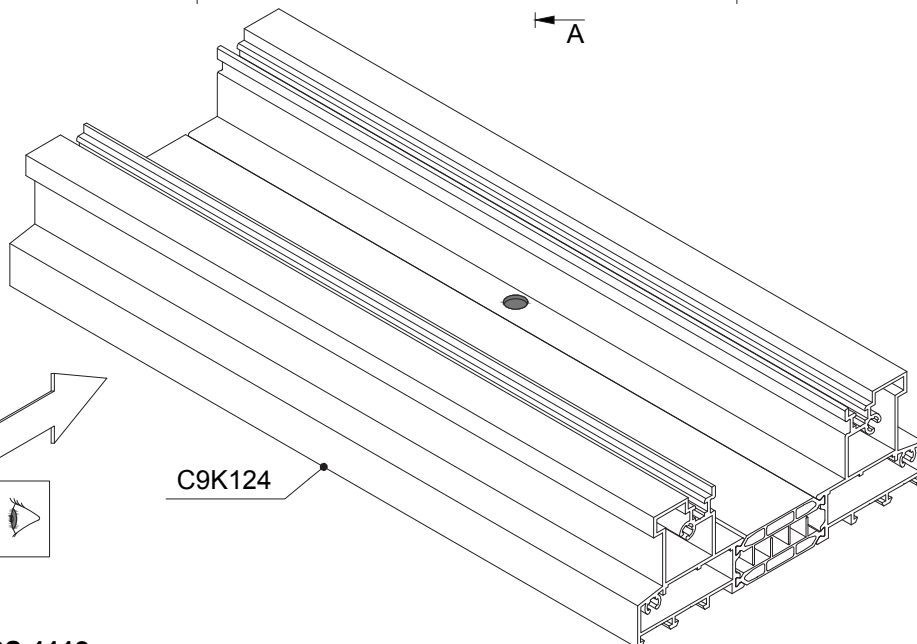
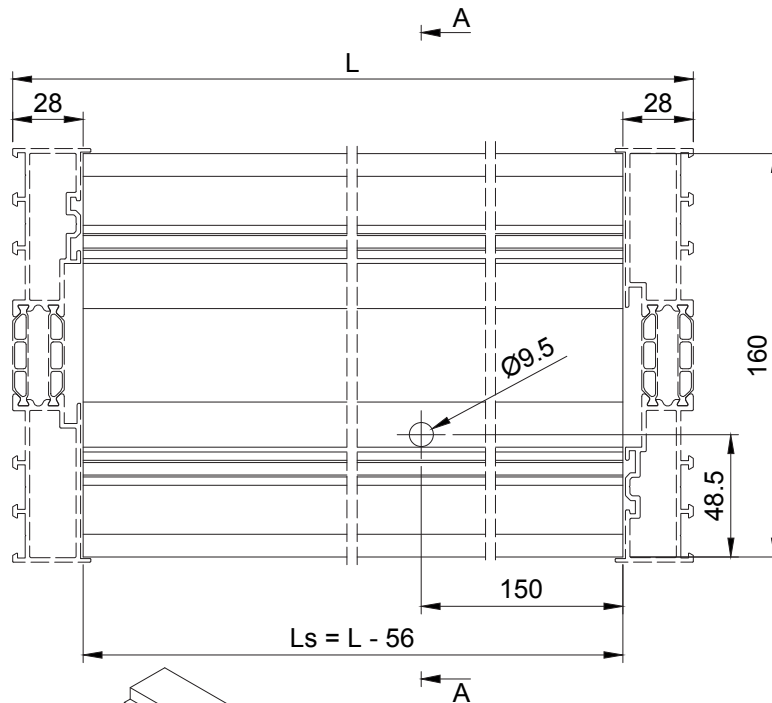
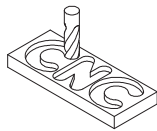
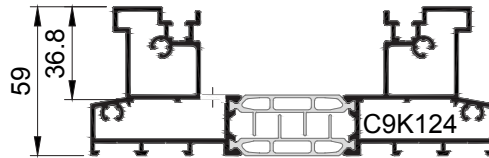
2 binari - Telaio - Tagli 90°

TELAIO DI DRENAGGIO C9K124 - G

7 / 10



A-A

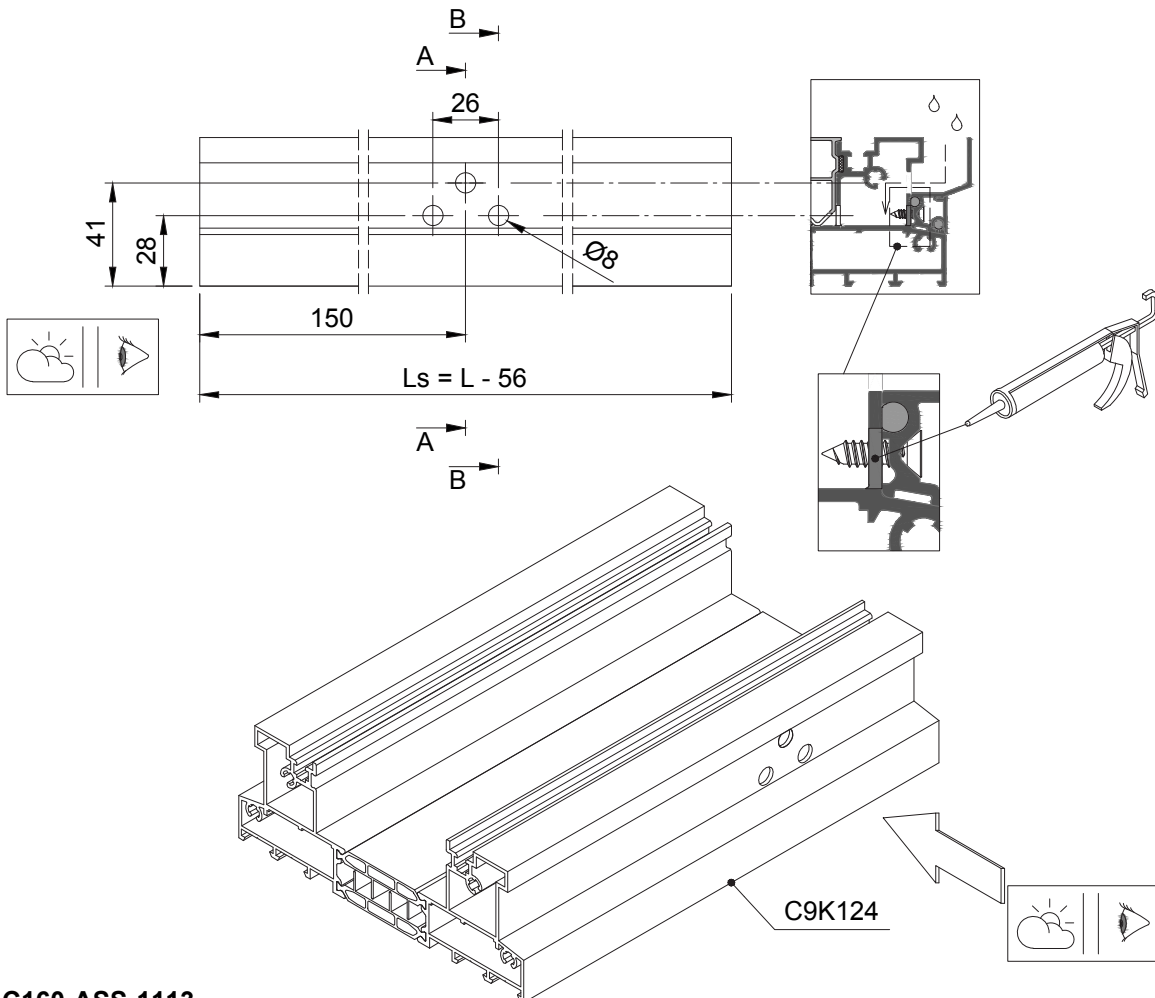
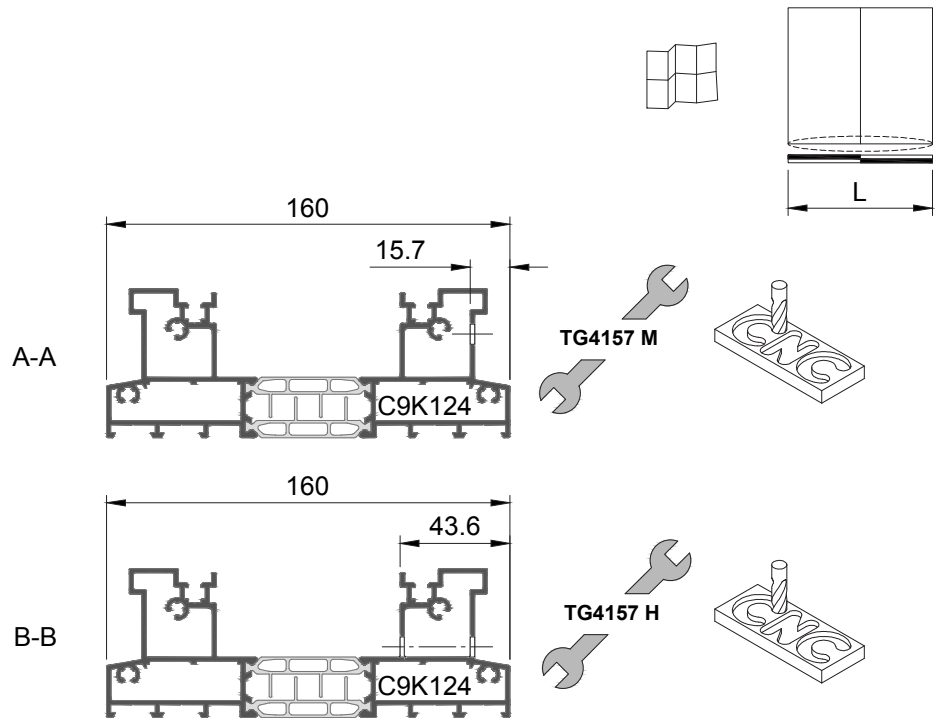


 C160-ASS-1112

2 binari - Telaio - Tagli 90°

TELAIO DI DRENAGGIO C9K124 - M

8 / 10



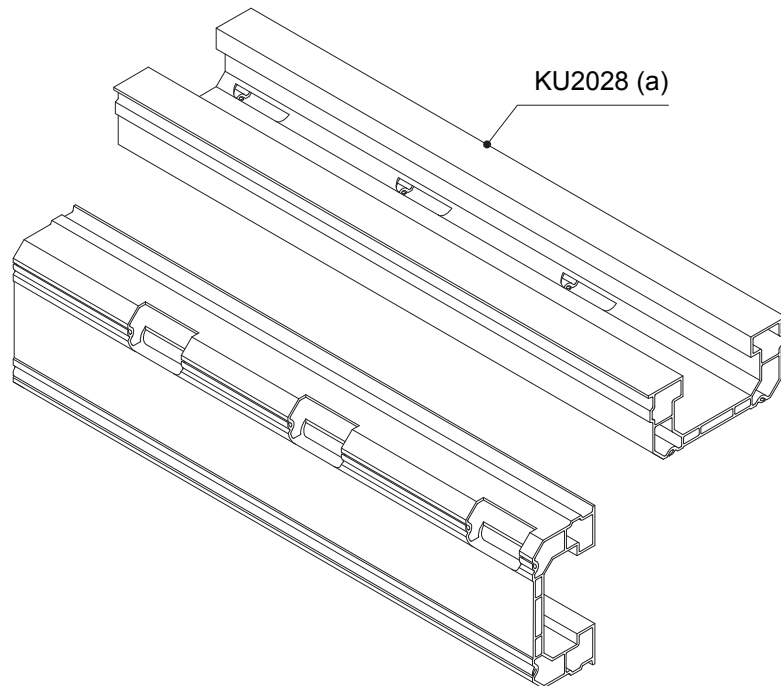
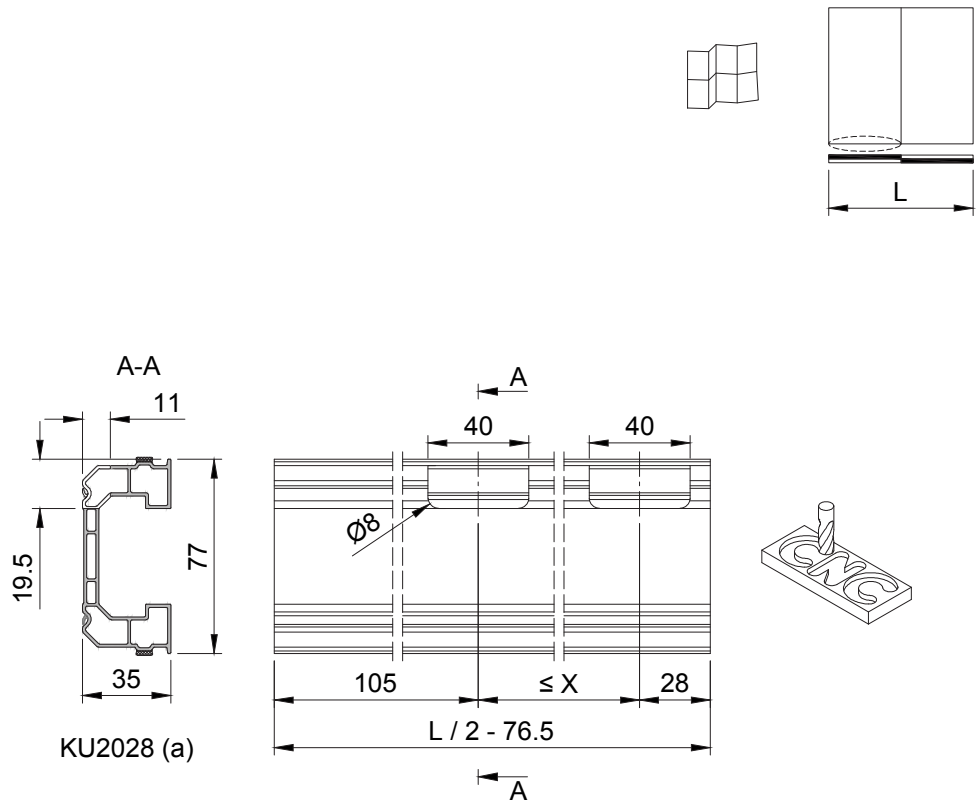
 C160-ASS-1113

L - Ferramenta e disegni assemblaggio

2 binari - Telaio - Tagli 90°

DRENAGGIO PROFILATO DI ISOLAMENTO KU2028 - K1

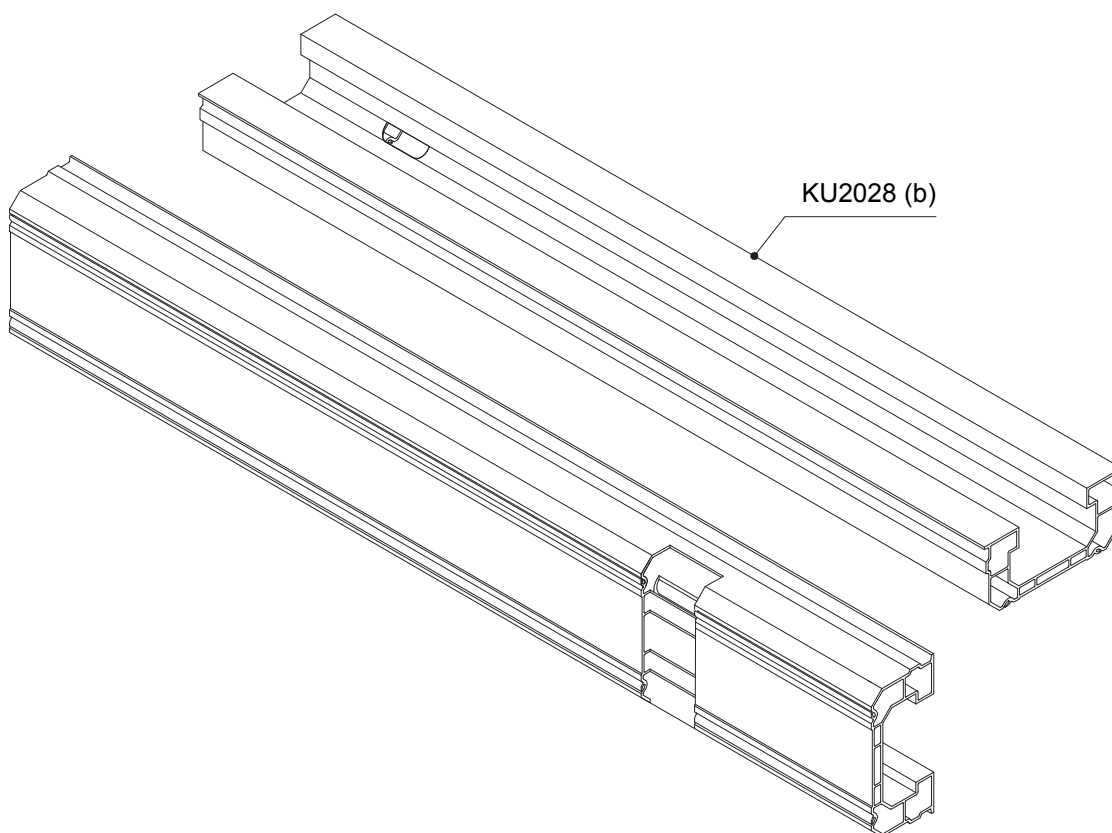
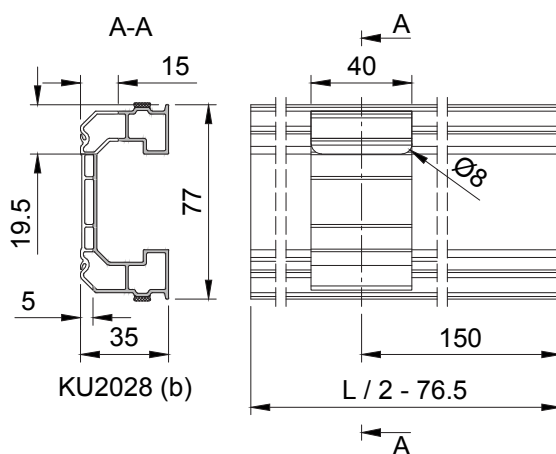
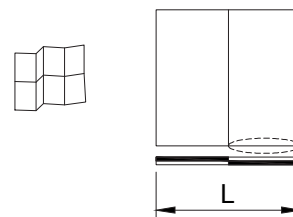
9 / 10



2 binari - Telaio - Tagli 90°

DRENAGGIO PROFILATO DI ISOLAMENTO KU2028 - K2

10 / 10



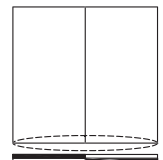
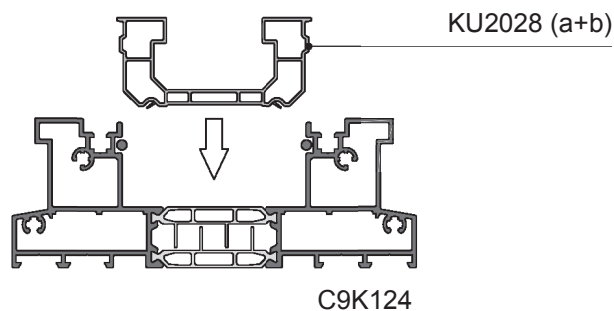
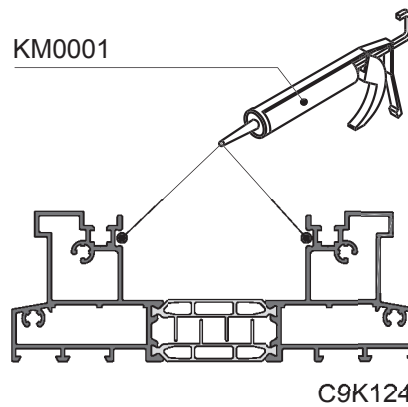
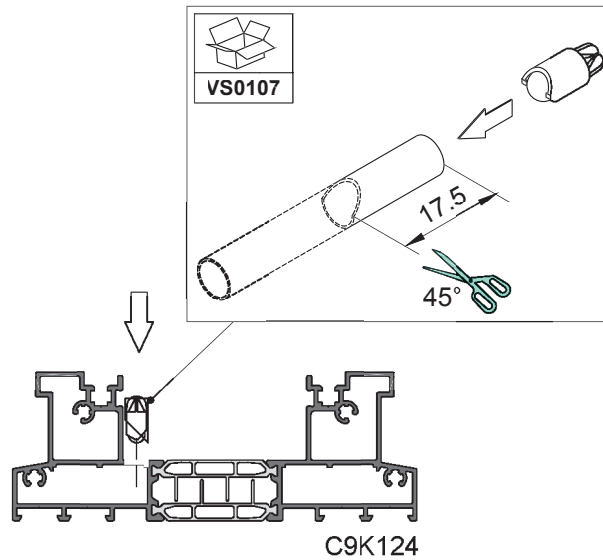
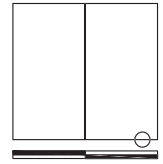
L - Ferramenta e disegni assemblaggio

 C160-ASS-1115

2 binari - Telaio - Tagli 90°

ASSEMBLAGGIO VALVOLA VS0107 E PROFILATO DI ISOLAMENTO KU2028

SU TELAIO C9K124 - INFERIORE

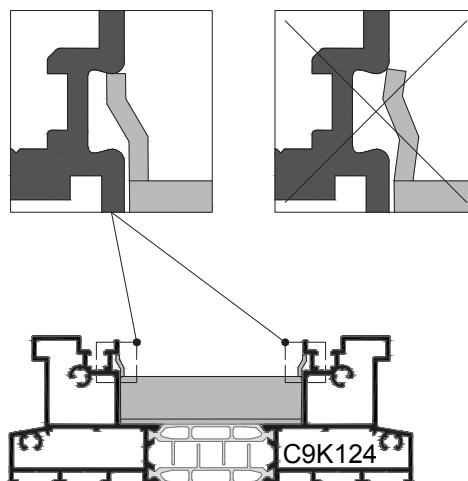
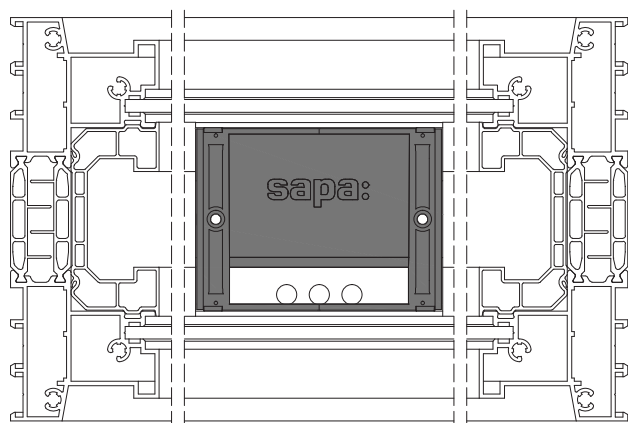
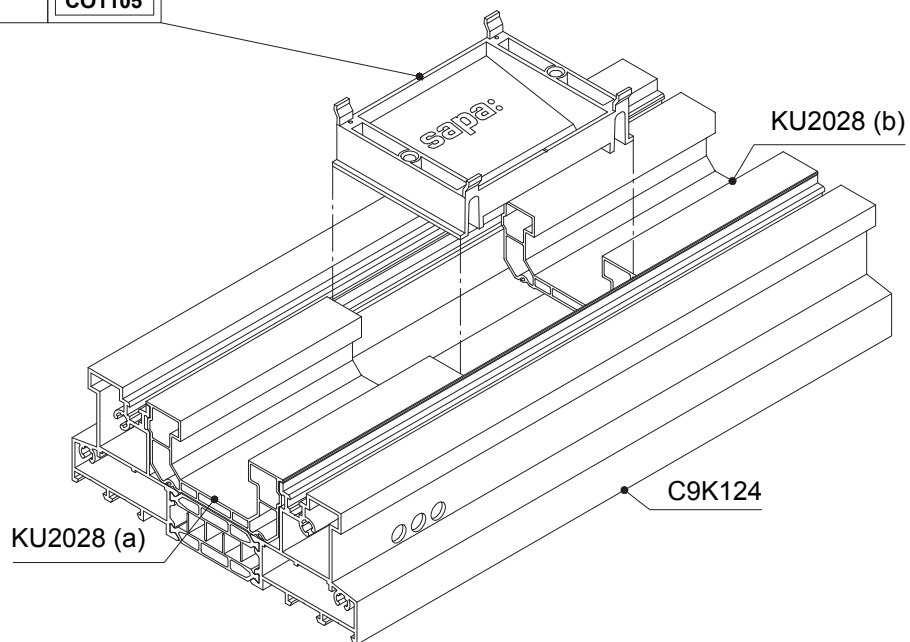
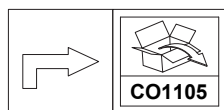
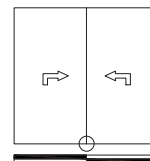


 C160-ASS-1116


2 binari - Telaio - Tagli 90°

ASSEMBLAGGIO TAPPO DI TENUTA CO1105 SU TELAIO C9K124 - INFERIORE

1 / 2



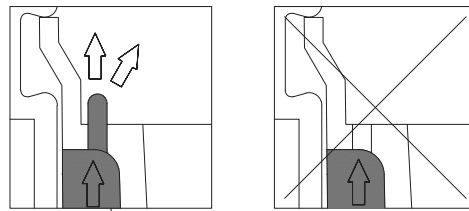
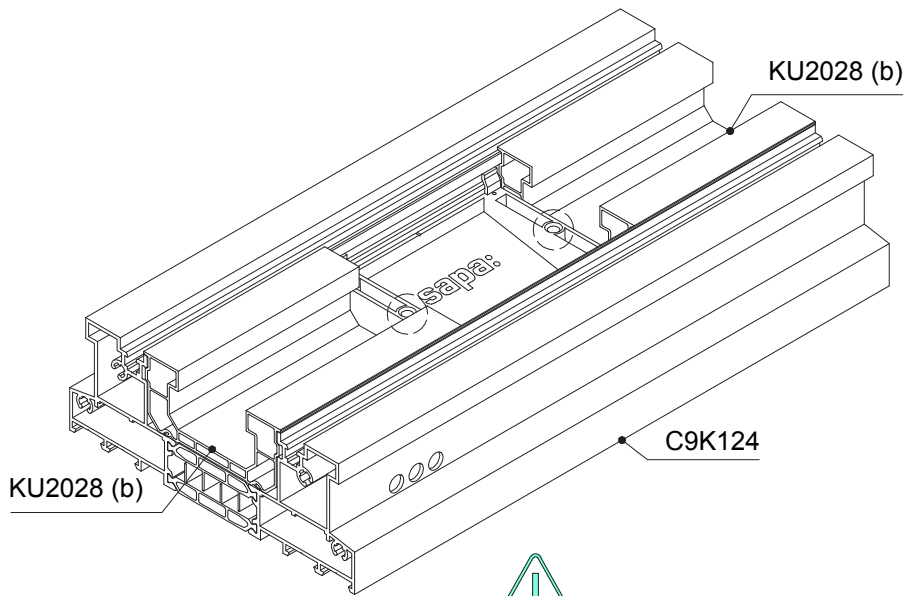
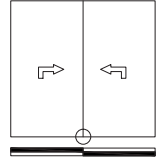
L - Ferramenta e disegni assemblaggio

 C160-ASS-1117

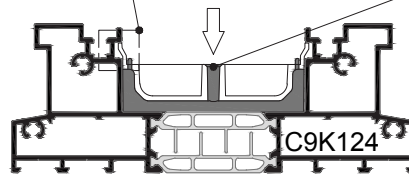
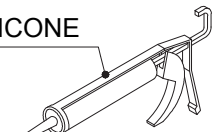
2 binari - Telaio - Tagli 90°

ASSEMBLAGGIO TAPPO DI TENUTA CO1105 SU TELAIO C9K124 - INFERIORE

2 / 2



SILICONE

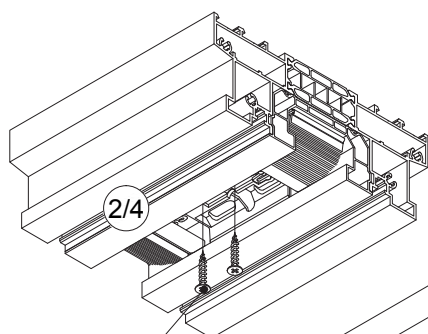
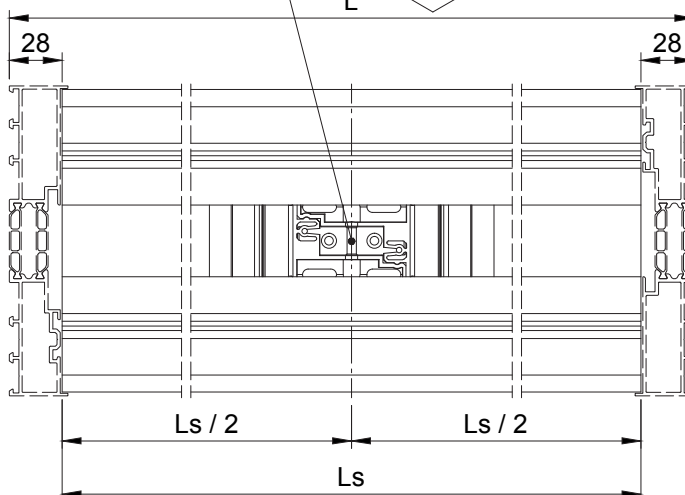
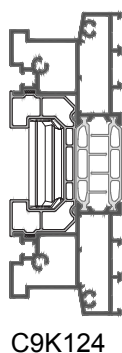
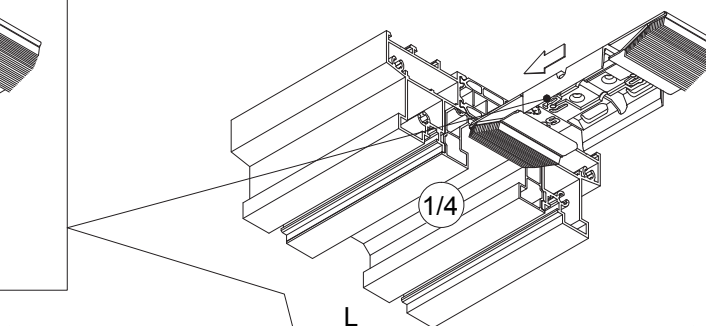
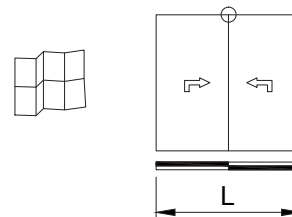
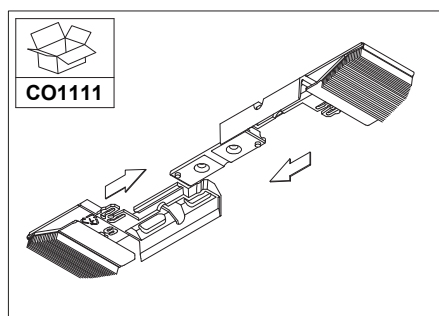


 **C160-ASS-1118**

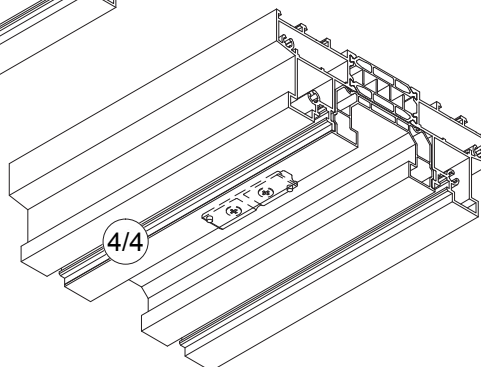
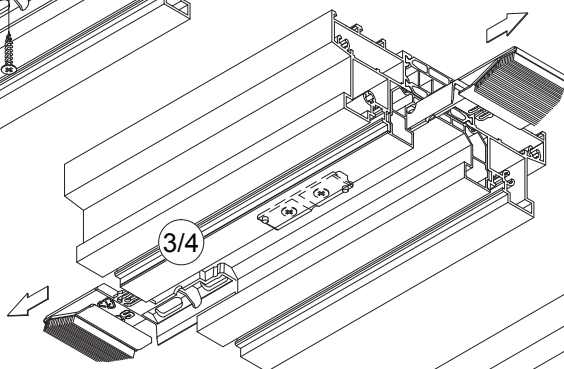
L'elemento è sigillato quando il silicone fuoriesce dai bordi.

2 binari - Telaio - Tagli 90°

ASSEMBLAGGIO TAPPO DI TENUTA CO1111 SU TELAIO C9K124 - SUPERIORE - ALZANTE SCORREVOLE



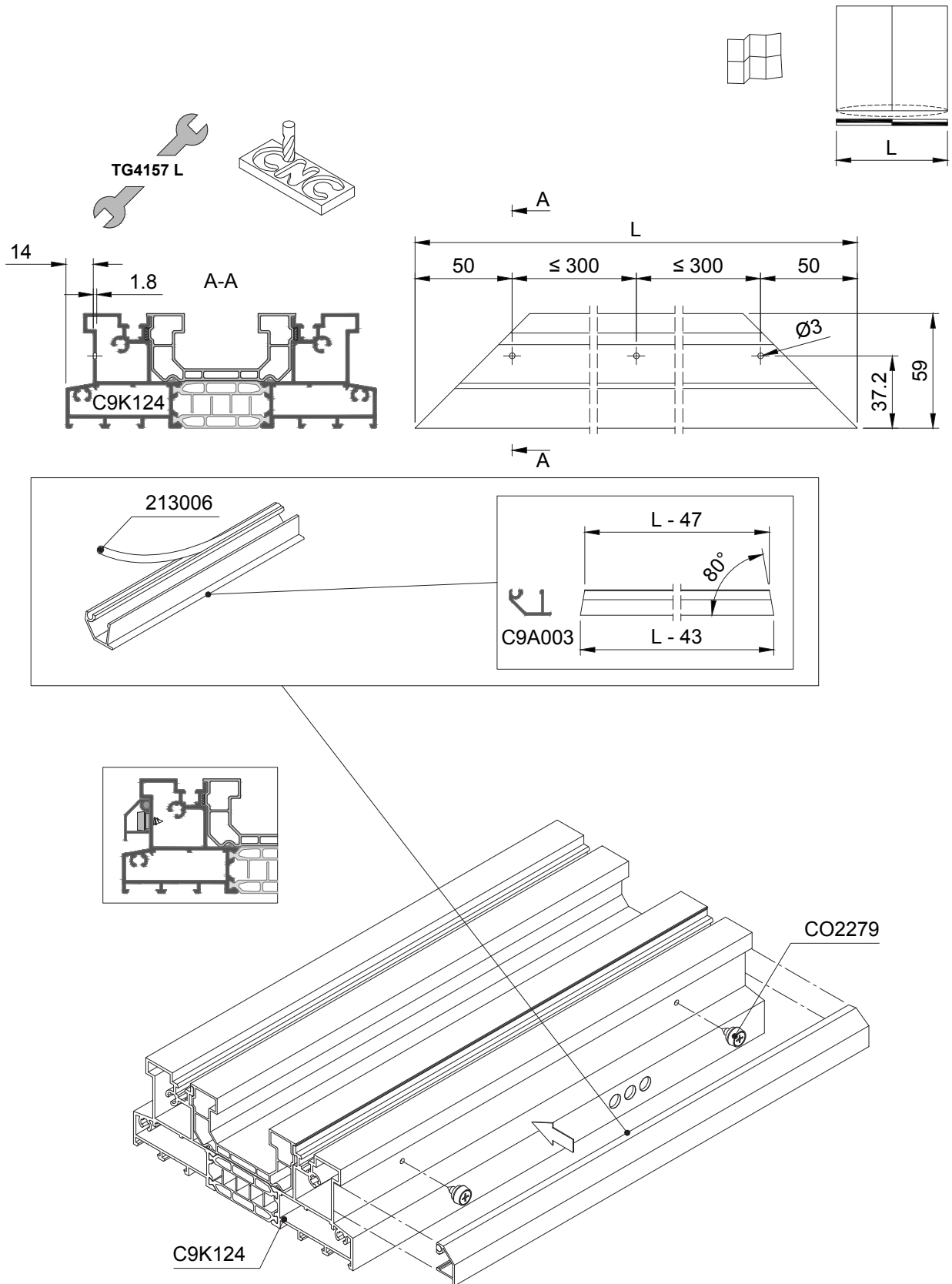
SCZ813 x2



C160-ASS-1103

2 binari - Telaio - Tagli 90°

ASSEMBLAGGIO GOCCIOLATOIO C9A003 SU PROFILO C9K124

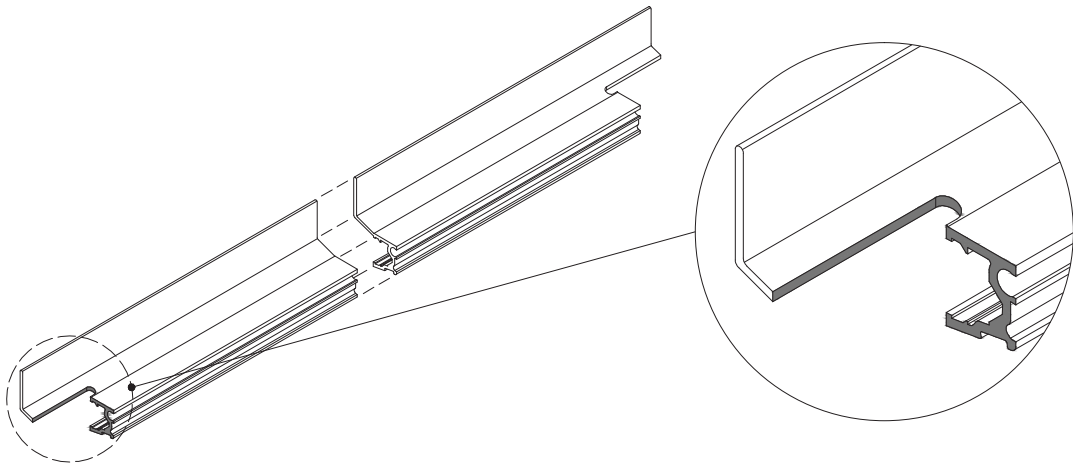
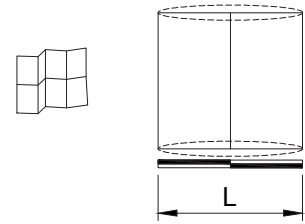


L - Ferramenta e disegni assemblaggio

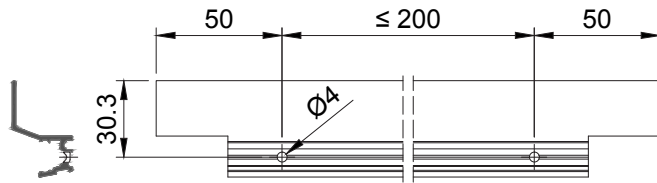
2 binari - Telaio - Tagli 90°

OPERAZIONI SU VASCHETTA C9A004

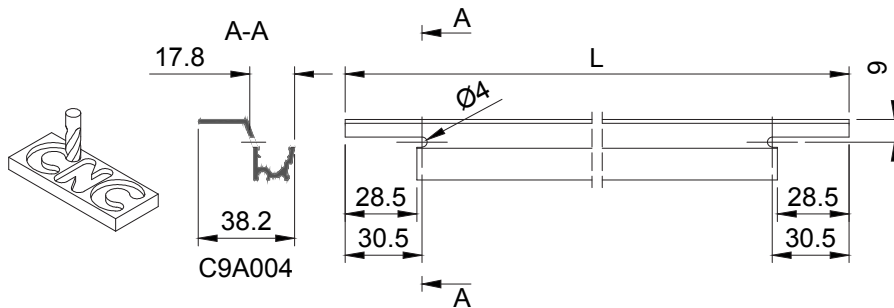
1 / 2



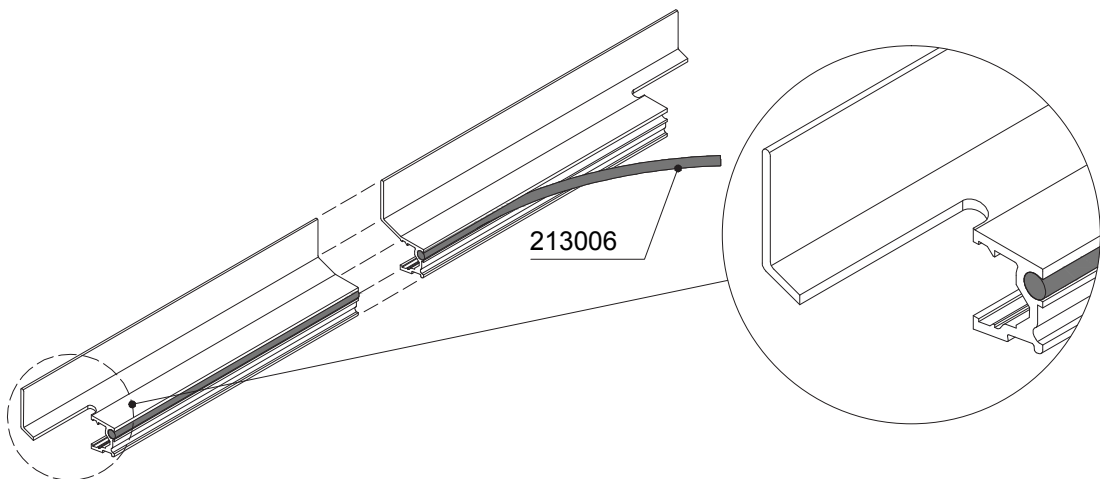
1/3




2/3



3/3

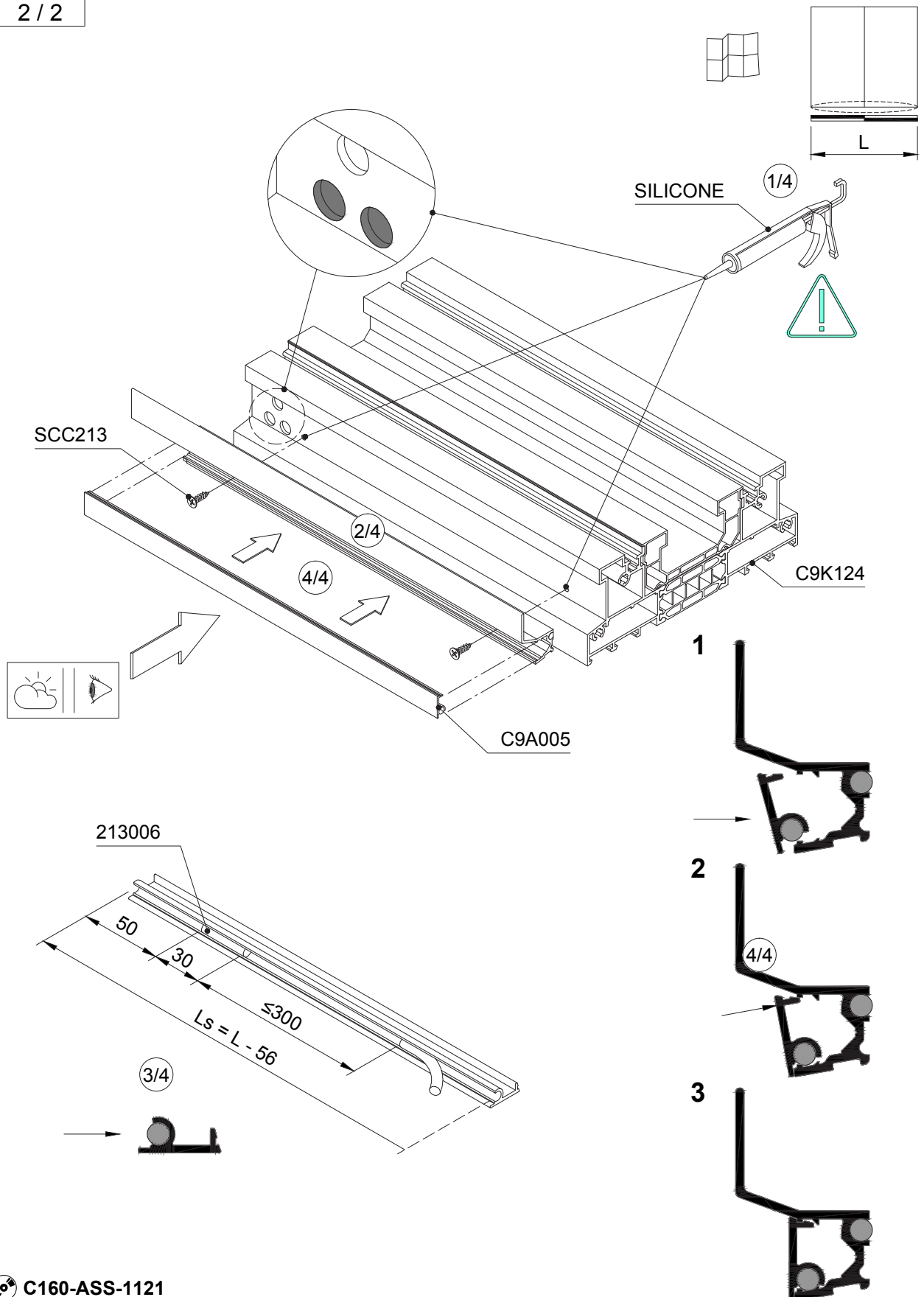


 C160-ASS-1120

2 binari - Telaio - Tagli 90°

OPERAZIONI SU vaschetta di recupero C9A004

2 / 2



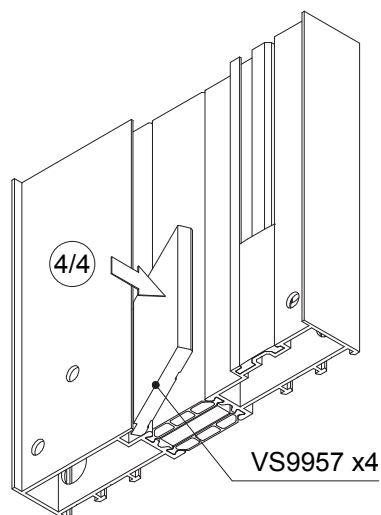
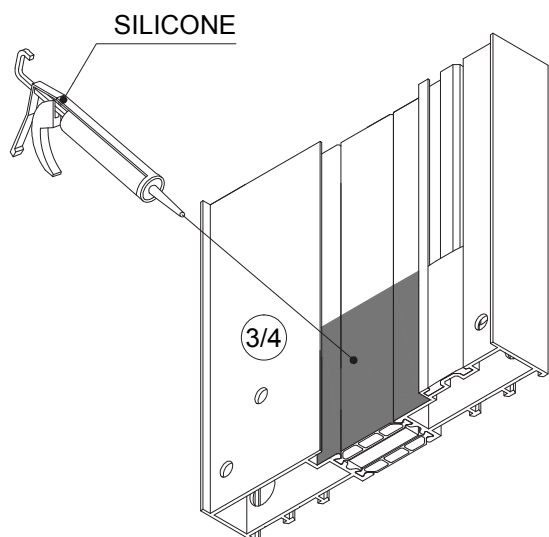
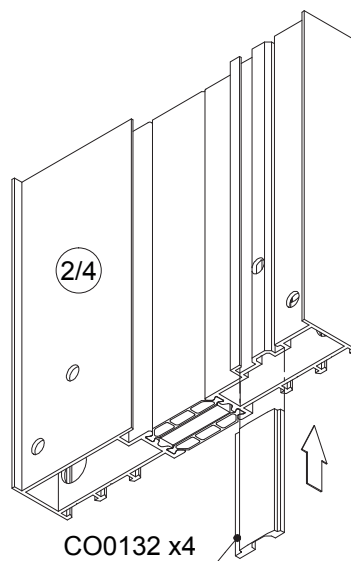
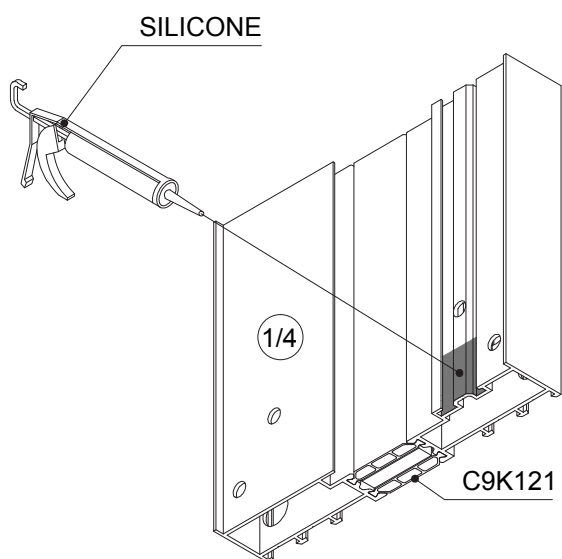
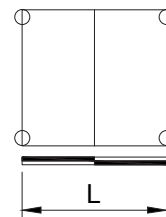
C160-ASS-1121

Sigillare con silicone i due fori contrassegnati inferiori e i fori per le viti prima di assemblare il C9A004.

2 binari - Telaio - Tagli 90°

ASSEMBLAGGIO CO0132 E VS9957 SU TELAIO C9K121

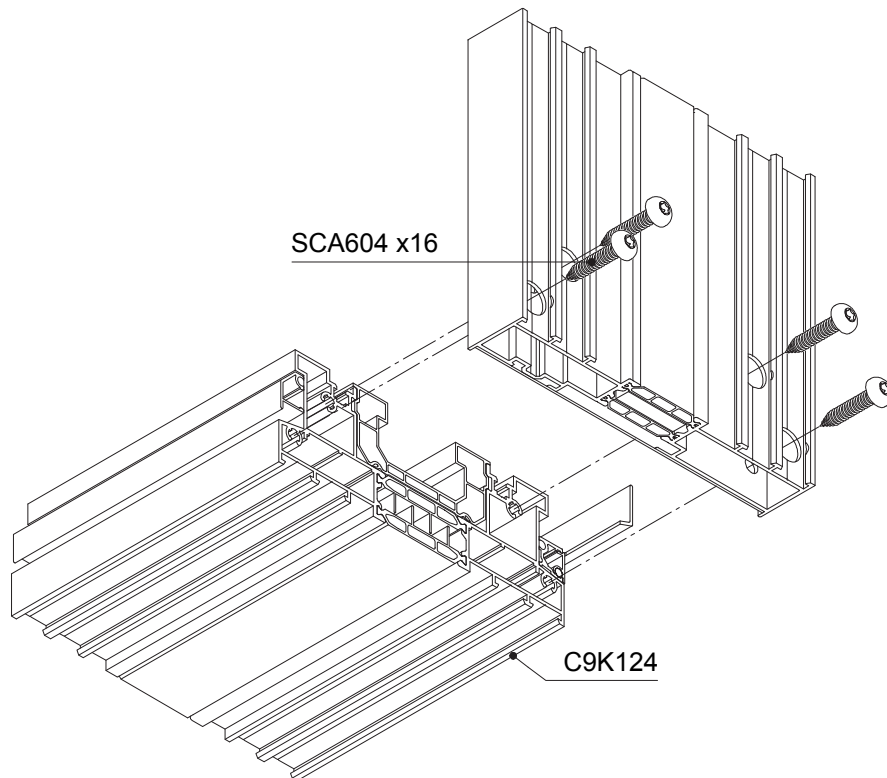
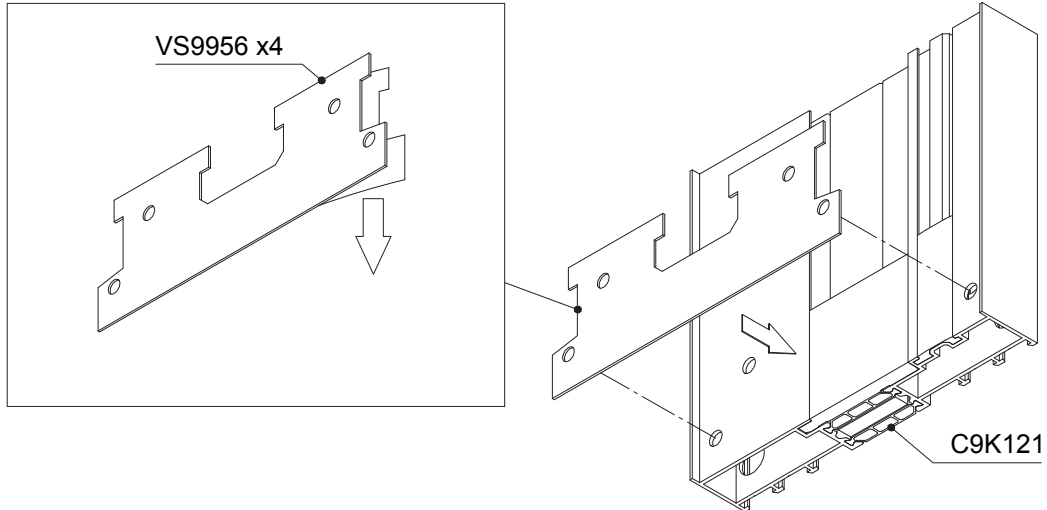
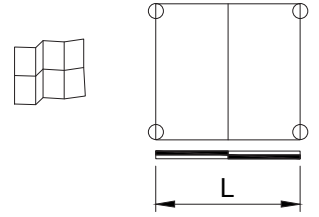
1 / 3



2 binari - Telaio - Tagli 90°

ASSEMBLAGGIO TAPPO DI TENUTA VS9956 SU TELAIO C9K121

2 / 3

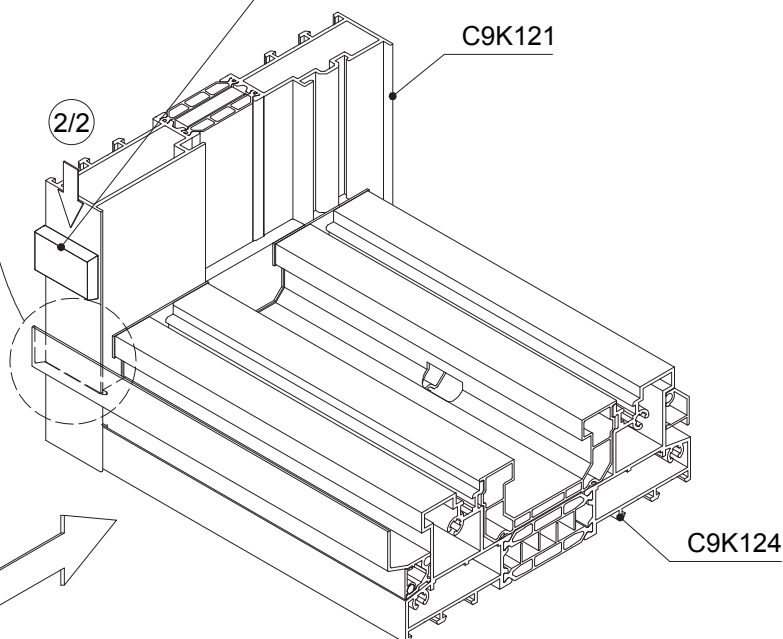
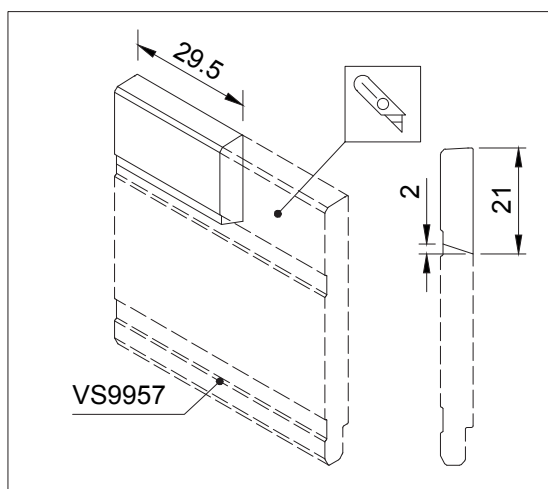
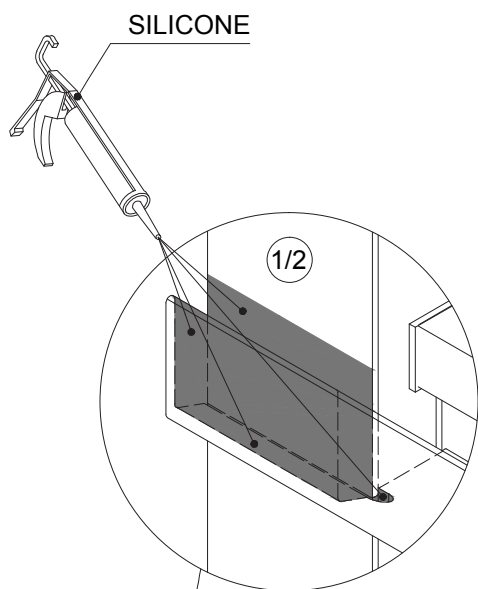
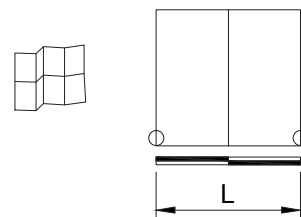



 C160-ASS-1124

2 binari - Telaio - Tagli 90°

SIGILLATURA GOCCIOLATOIO C9A004

3 / 3



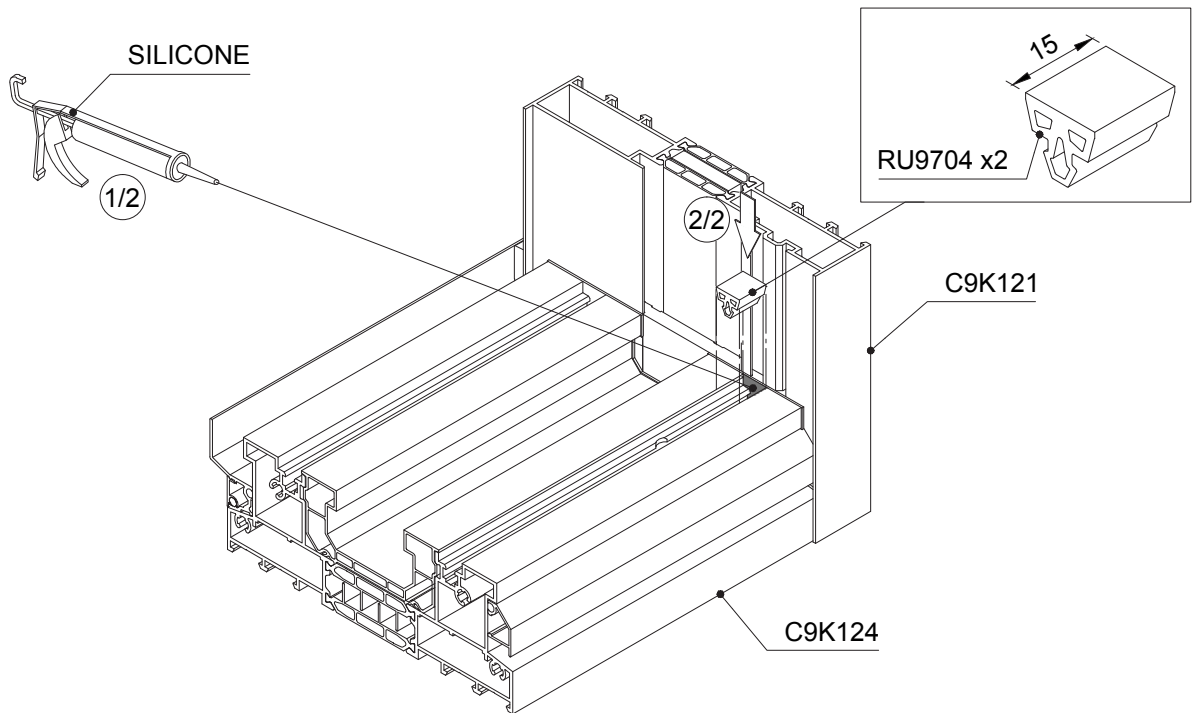
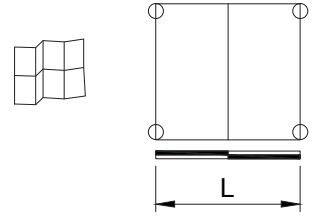
 **C160-ASS-1125**

Tagliare le parti eccedenti di sigillatura da VS9957.

2 binari - Telaio - Tagli 90°

ASSEMBLAGGIO GUARNIZIONE DI FINITURA RU9704

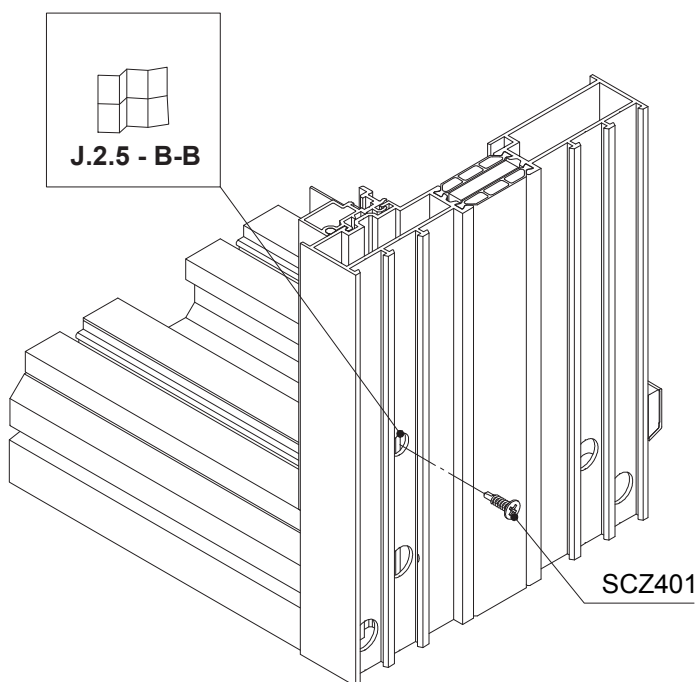
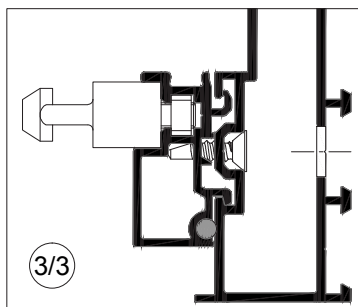
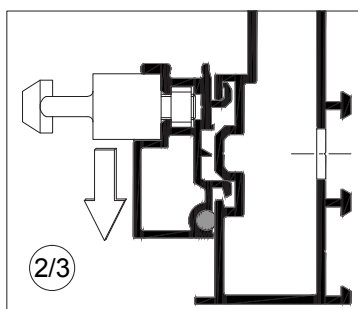
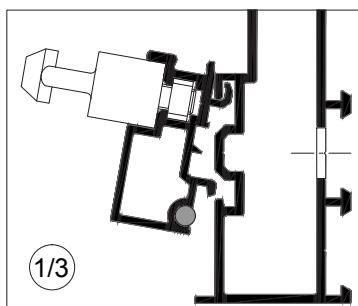
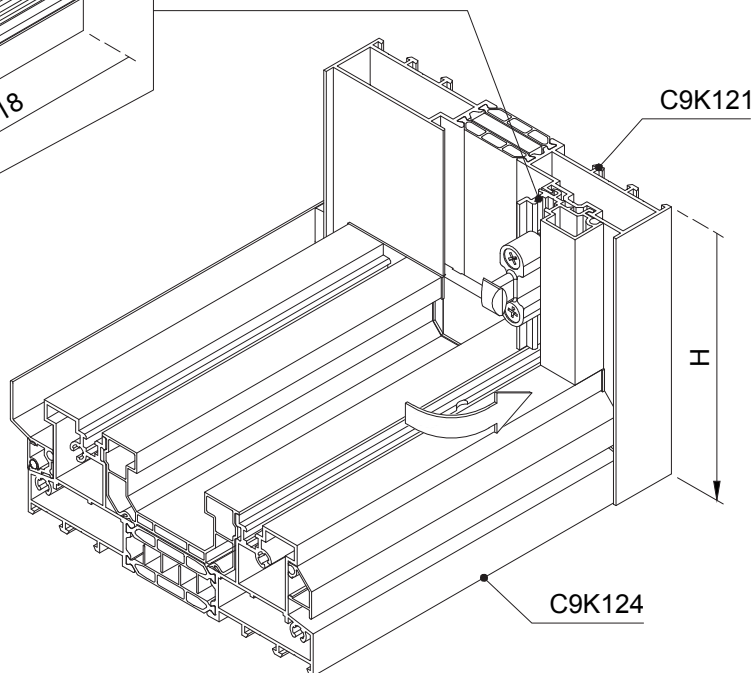
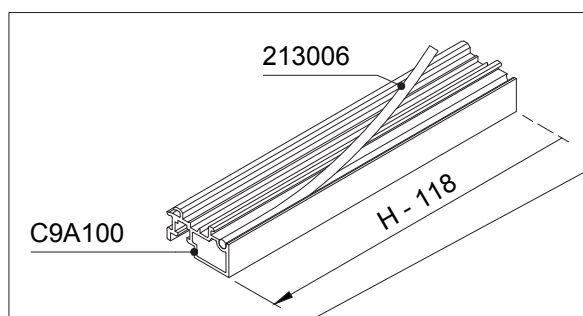
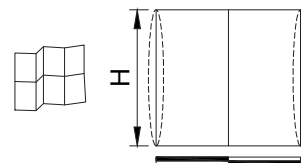
1 / 3



2 binari - Telaio - Tagli 90°

ASSEMBLAGGIO ROTAIA SUPPLEMENTARE C9A100

2 / 3



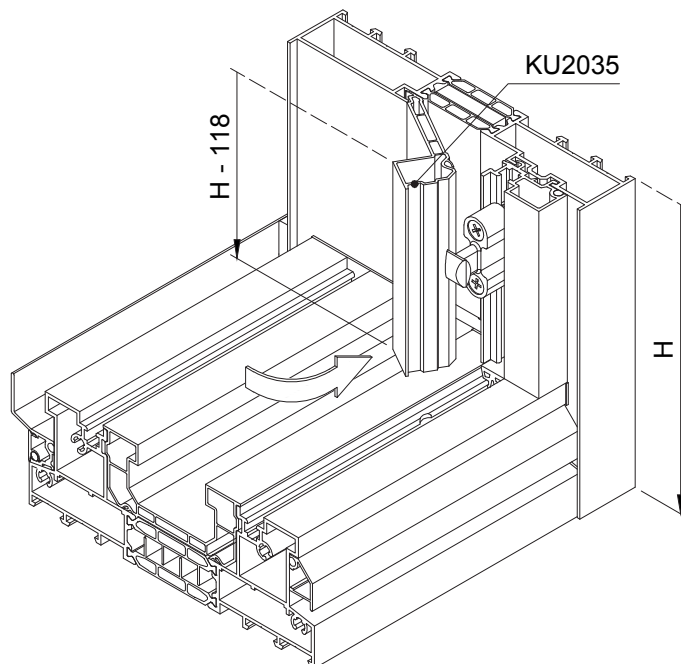
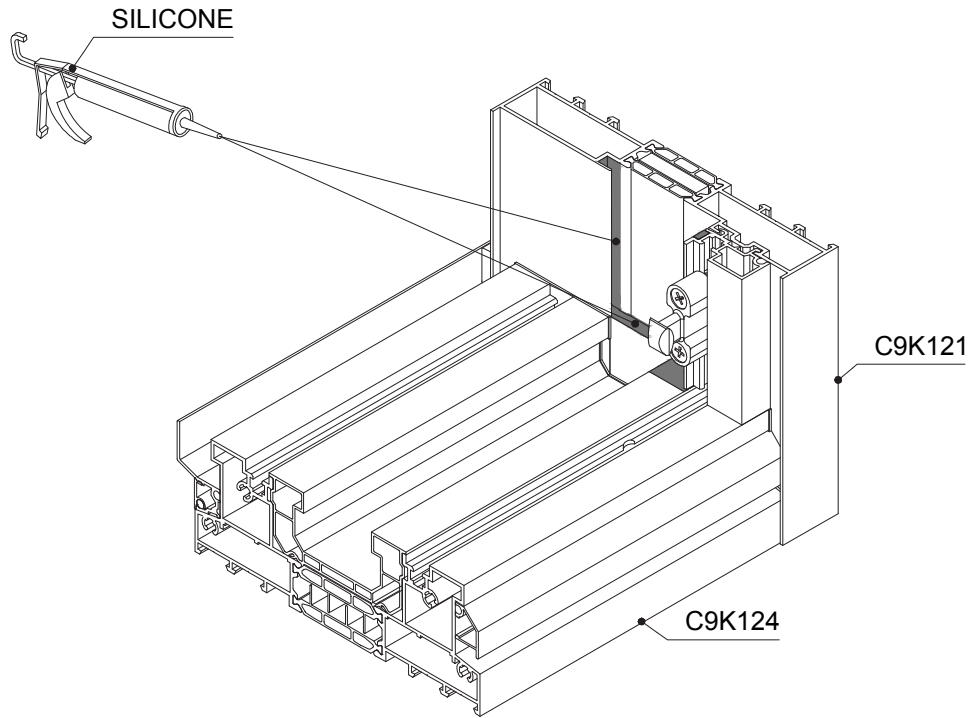
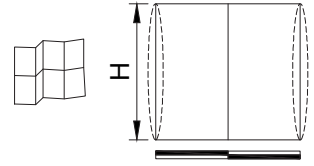
 **C160-ASS-1129**

I rostri vanno inseriti lungo la cava del C9A100 prima che lo stesso venga installato, vedere pagina L185

2 binari - Telaio - Tagli 90°

ASSEMBLAGGIO PROFILATO DI ISOLAMENTO KU2035

3 / 3



 C160-ASS-1130

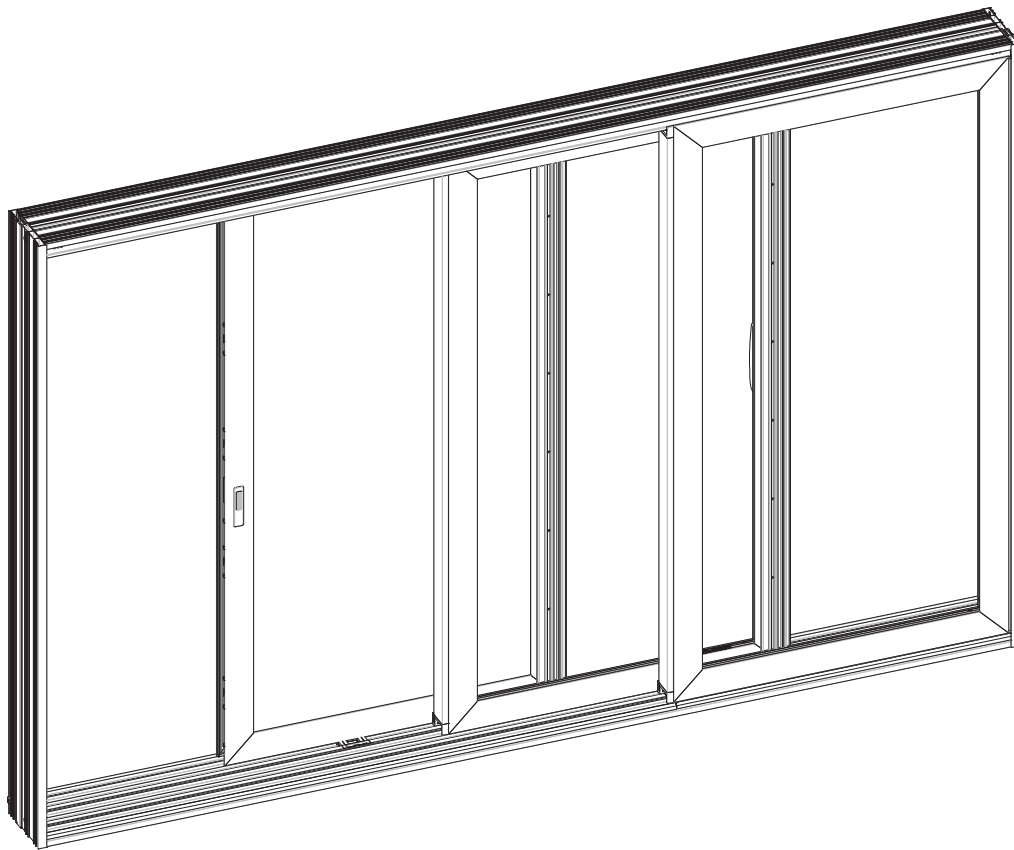
3 binari - Telaio - Tagli 90°

Panoramica assemblaggio	L67
Operazioni su telaio C9K131 e profilato di isolamento BT6019	L69
Operazioni ed assemblaggio telaio C9K131	L70
Operazioni su telaio C9K134 e profilato di isolamento KU2028	L71
Panoramica drenaggio - Telaio C9K134	L72
Panoramica drenaggio - Profilato di isolamento KU2028	L73
Telaio di drenaggio C9K134 - J	L74
Telaio di drenaggio C9K134 - H1, H2	L75
Telaio di drenaggio C9K134 - B, D	L76
Telaio di drenaggio C9K134 - A, C	L77
Telaio di drenaggio C9K134 - G	L78
Telaio di drenaggio C9K134 - M	L79
Drenaggio profilato di isolamento KU2028 - K1, K2	L80
Drenaggio profilato di isolamento KU2028 - K3	L81
Drenaggio profilato di isolamento KU2028 - K4	L82
Drenaggio profilato di isolamento KU2028 - K5	L83
Assemblaggio valvola VS0107 e profilato di isolamento KU2028 su telaio C9K134 - Inferiore	L84
Assemblaggio taoppo di tenuta CO1105/CO1104 su telaio C9K134 - Inferiore	L85
Assemblaggio taoppo di tenuta CO1105/CO1104 su telaio C9K134 - Inferiore	L86
Assemblaggio tappo di tenuta CO1111 su telaio C9K134 - Superiore alzante scorrevole	L87
Assemblaggio gocciolatoio C9A003 su telaio C9K134	L89
Operazioni su raccoglicondensa C9A004	L90
Assemblaggio CO0132 e VS9957 su telaio C9K131	L92
Assemblaggio VS9999 su telaio C9K131	L93
Sigillatura gocciolatoio C9A004	L94
Assemblaggio guarnizione RU9704	L95
Assemblaggio rotaia supplementare C9A100	L96
Assemblaggio profilato di isolamento KU2035	L97

Domal C160 Smartline

3 binari - Telaio - Tagli 90°

PANORAMICA ASSEMBLAGGIO



 C160-ASS-1816

domal 

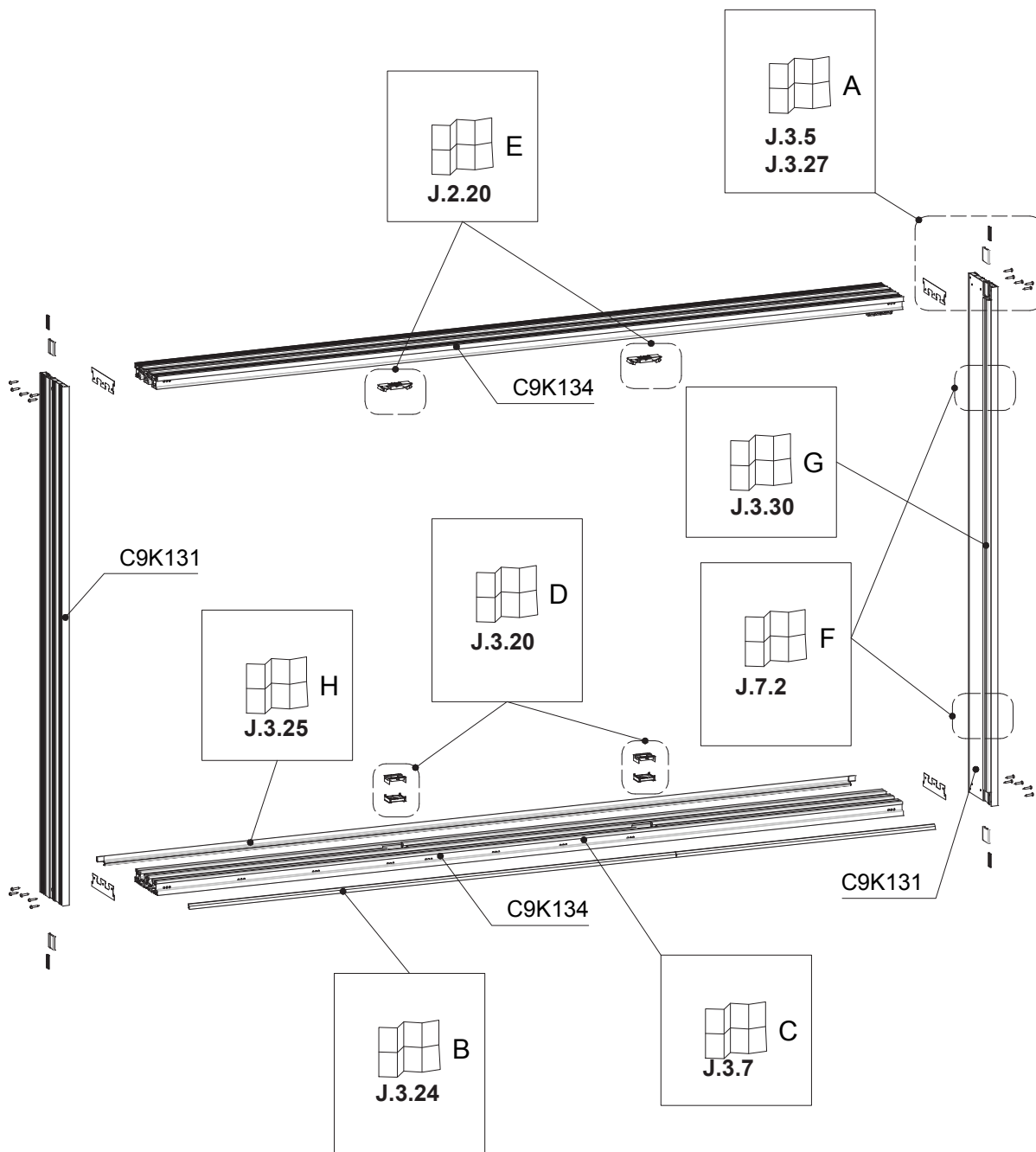
Settembre 2019

L - Ferramenta e disegni assemblaggio

L67

3 binari - Telaio - Tagli 90°

PANORAMICA ASSEMBLAGGIO

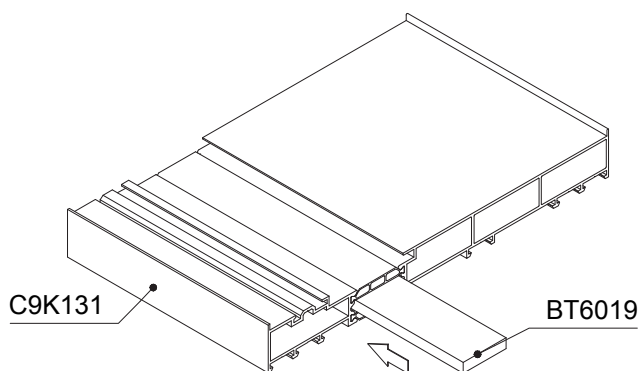

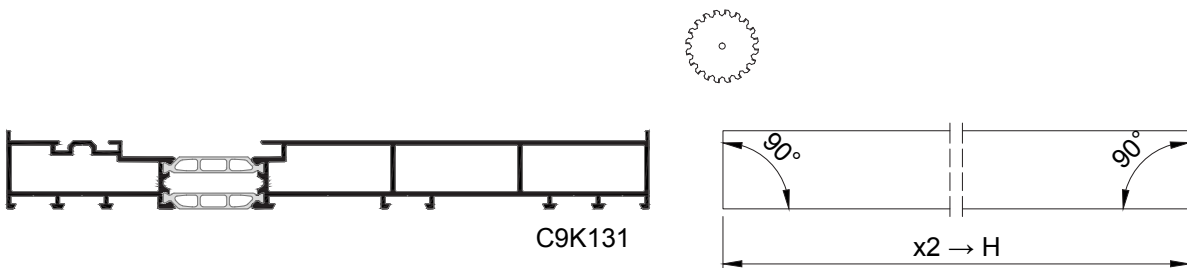
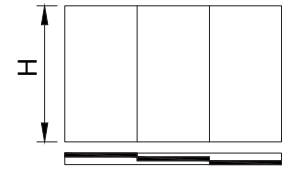


 C160-ASS-1815

Domal C160 Smartline

3 binari - Telaio - Tagli 90°

OPERAZIONI SU TELAIO C9K131 E PROFILATO DI ISOLAMENTO BT6019

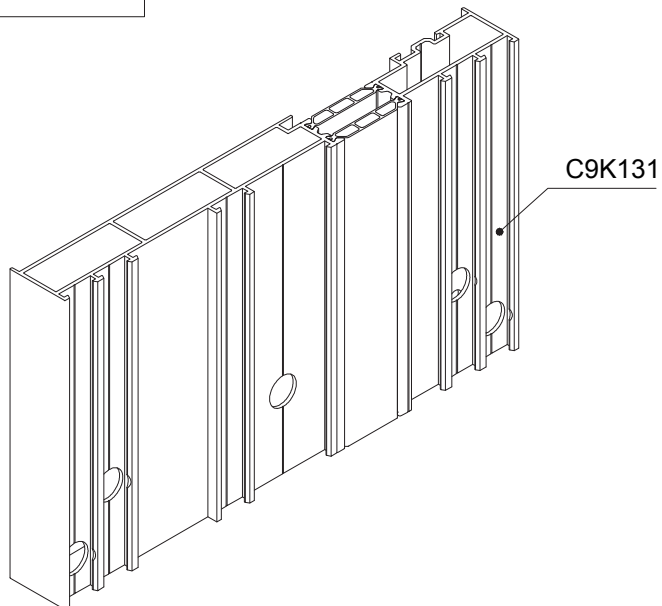
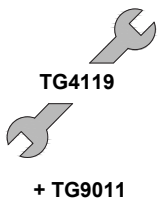


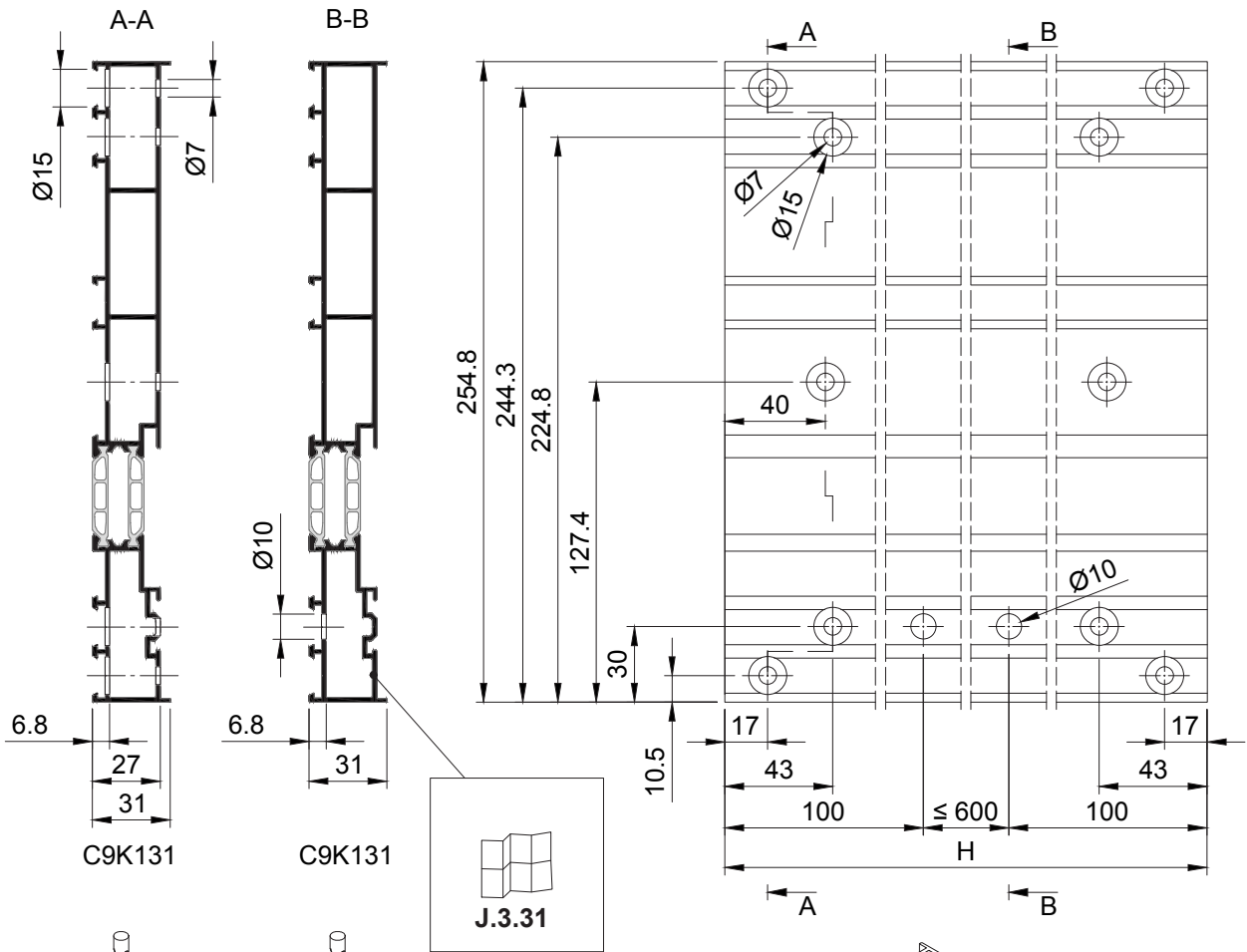
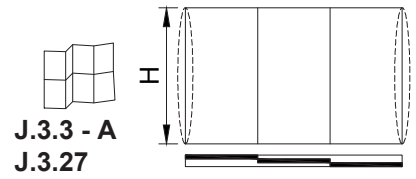


	BT6019
SHI	✓
SI	✓
Basic	-

 C160-ASS-1000

3 binari - Telaio - Tagli 90°

OPERAZIONI ED ASSEMBLAGGIO TELAIO C9K131

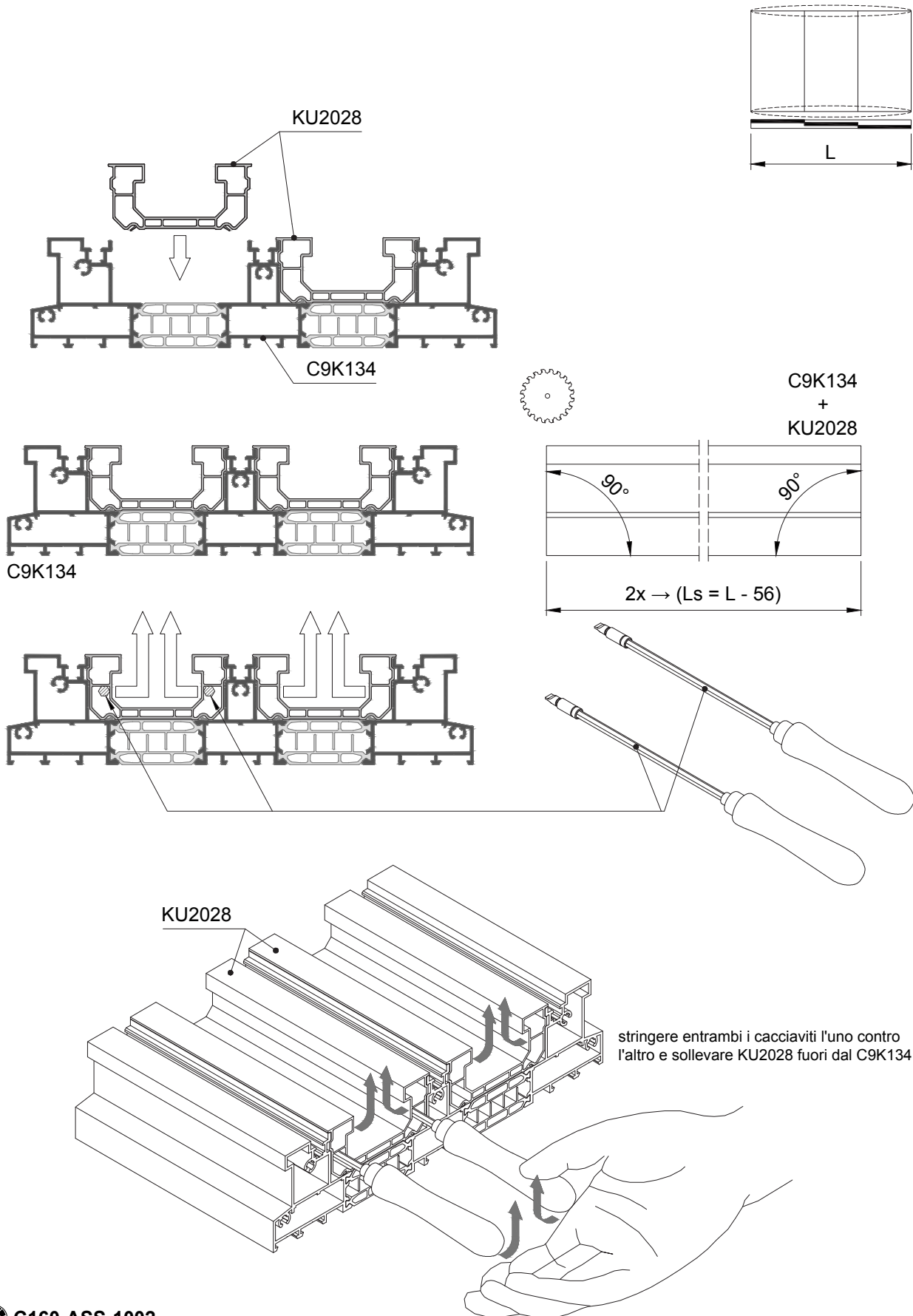


C160-ASS-1001

Domal C160 Smartline

3 binari - Telaio - Tagli 90°

OPERAZIONI SU TELAIO C9K134 E PROFILATO DI ISOLAMENTO KU2028



 C160-ASS-1002

domal 

Settembre 2019

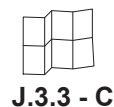
L - Ferramenta e disegni assemblaggio

L71

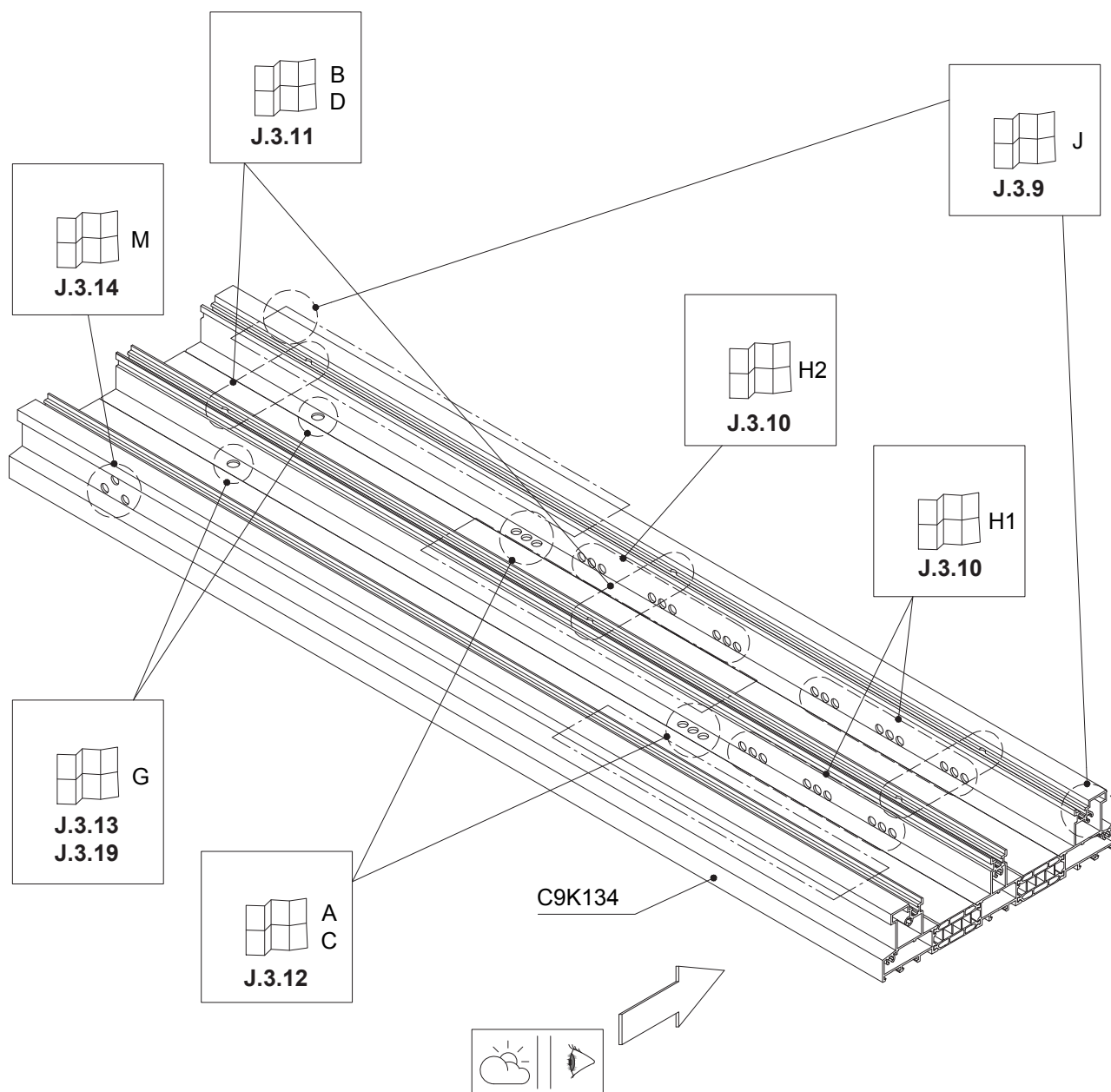
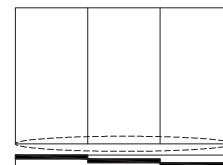
3 binari - Telaio - Tagli 90°

PANORAMICA DRENAGGIO - TELAIO C9K134

1 / 12



J.3.3 - C



 C160-ASS-1011

Numero dei fori di drenaggio, vedi pagina L13

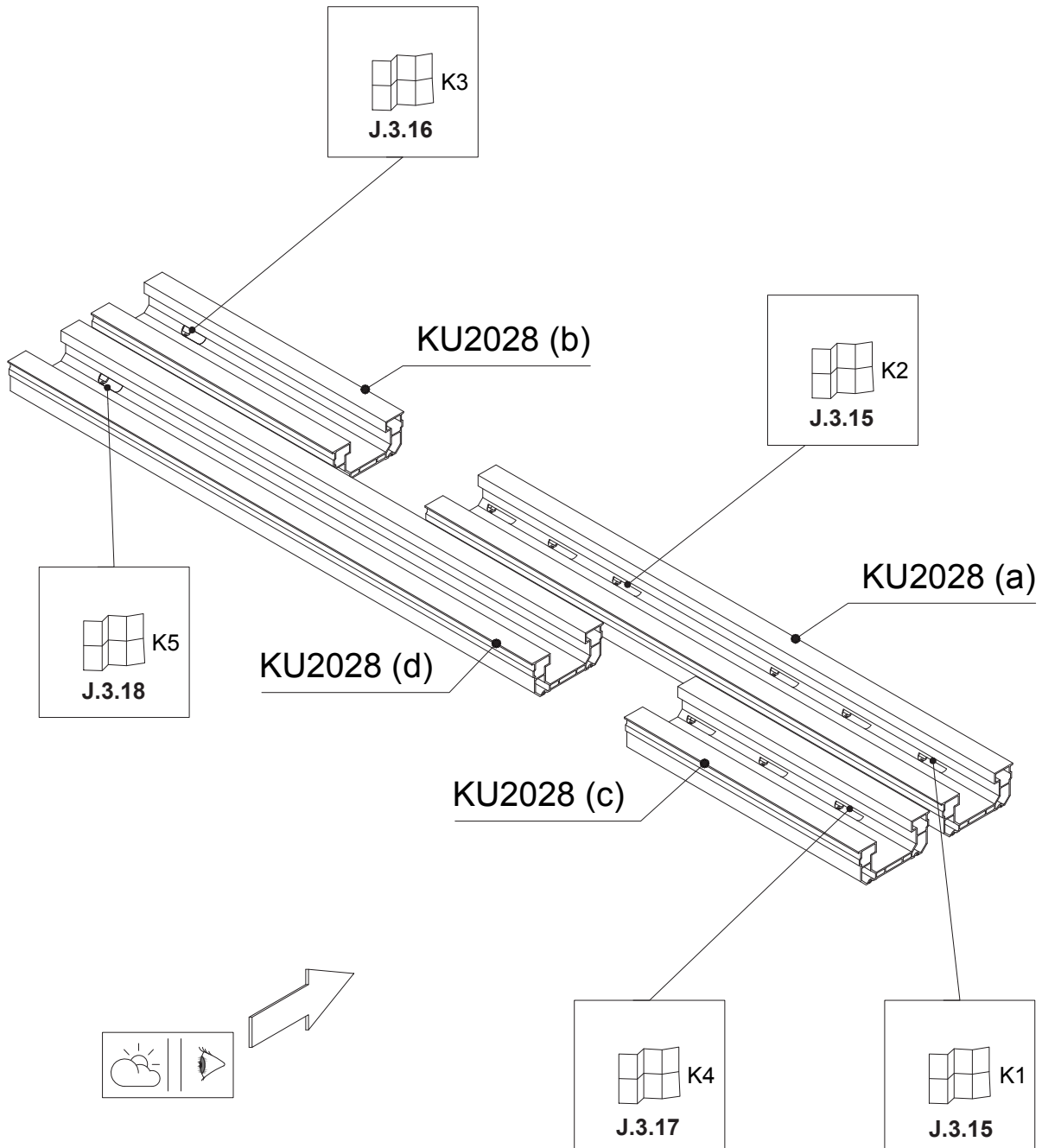
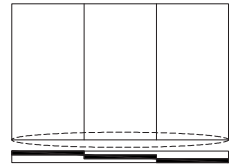
3 binari - Telaio - Tagli 90°

PANORAMICA DRENAGGIO - PROFILATO DI ISOLAMENTO KU2028

2 / 12



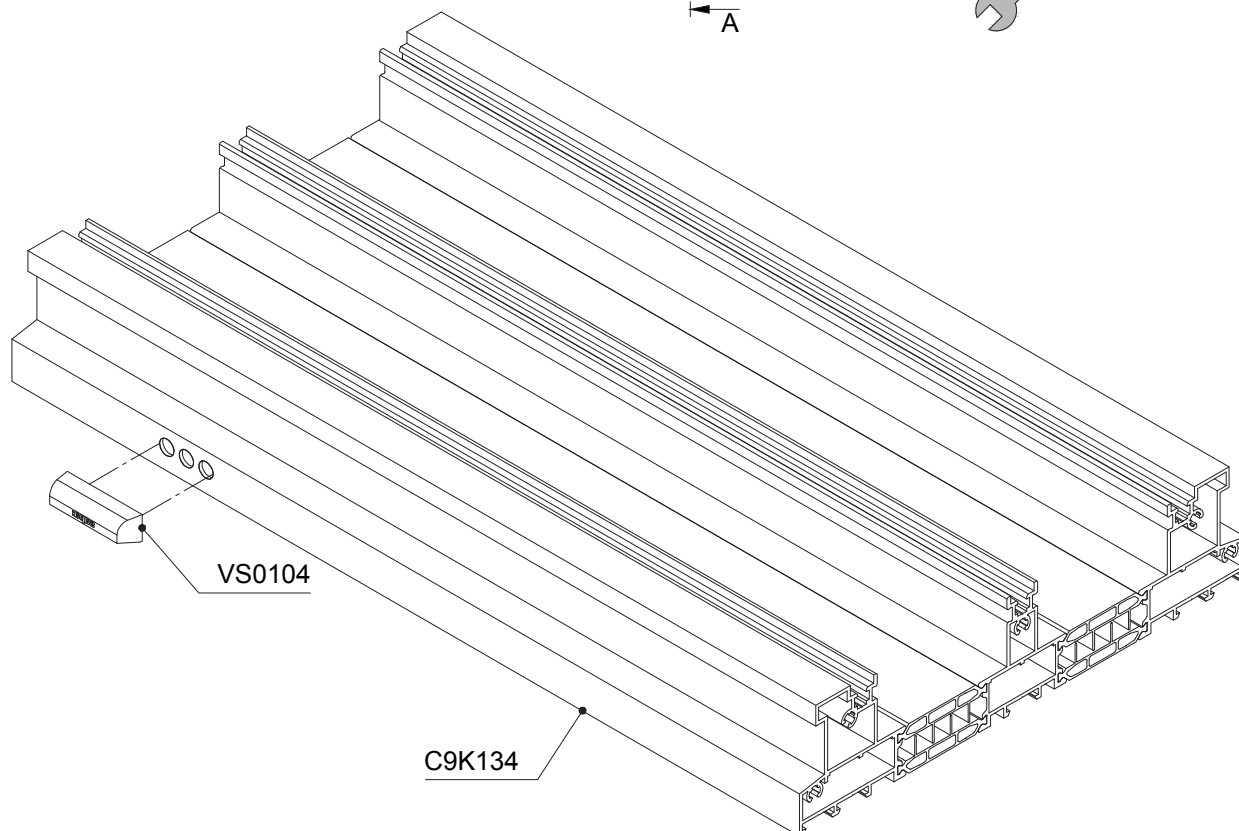
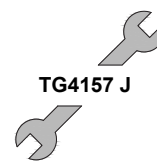
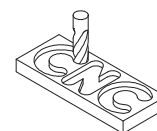
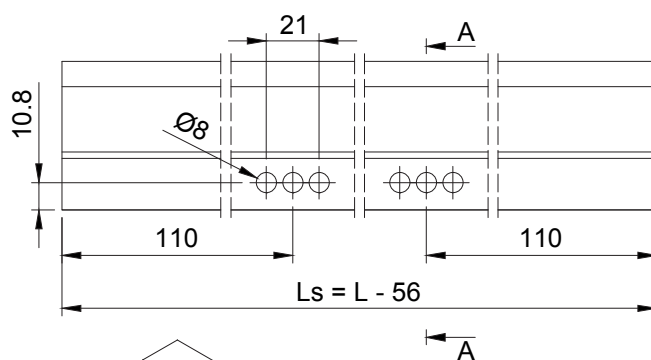
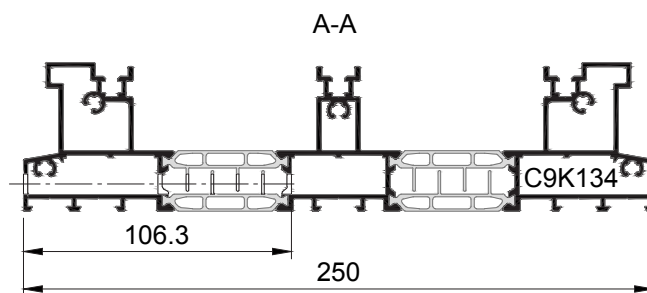
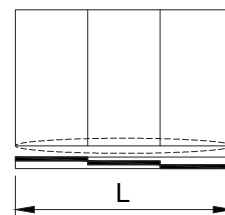
J.3.3 - C



3 binari - Telaio - Tagli 90°

TELAIO DI DRENAGGIO C9K134-J

3 / 12



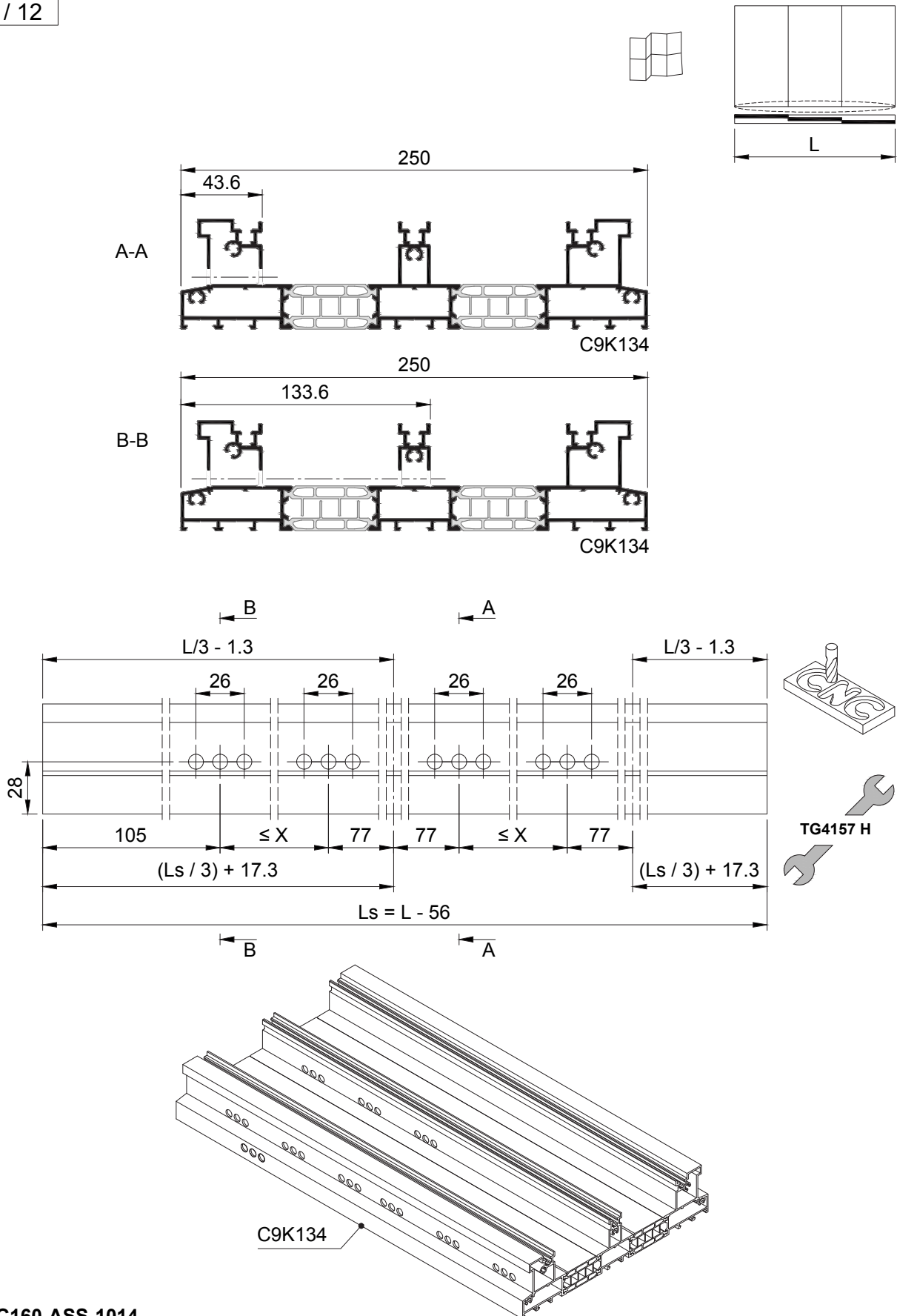
 C160-ASS-1013

L - Ferramenta e disegni assemblaggio

3 binari - Telaio - Tagli 90°

TELAIO DI DRENAGGIO C9K134 - H1, H2

4 / 12

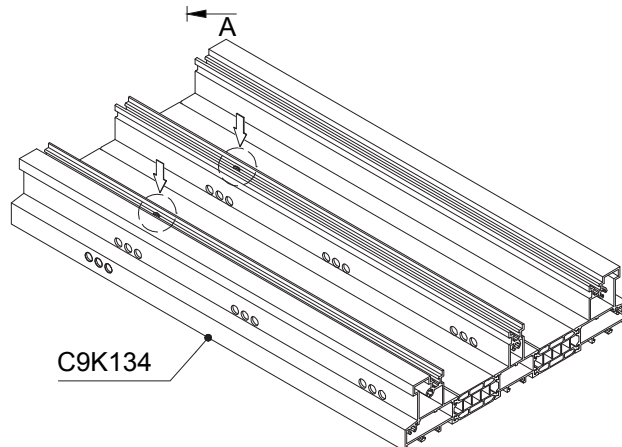
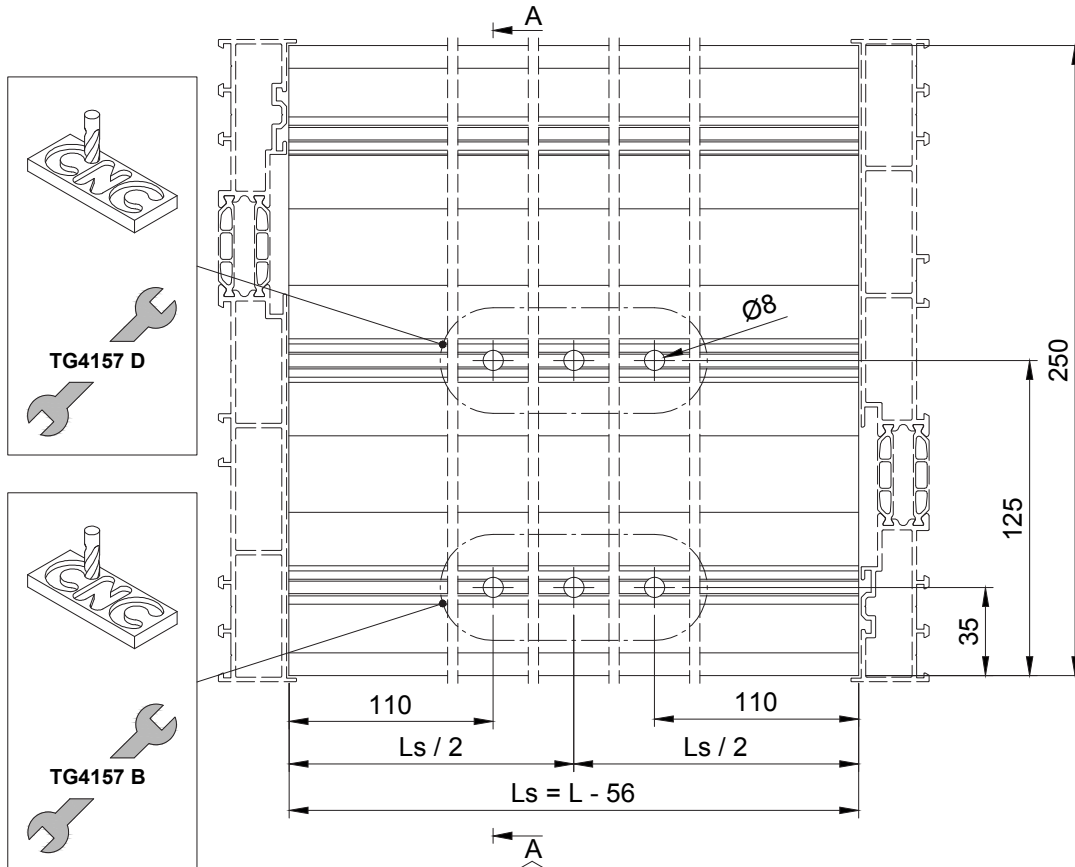
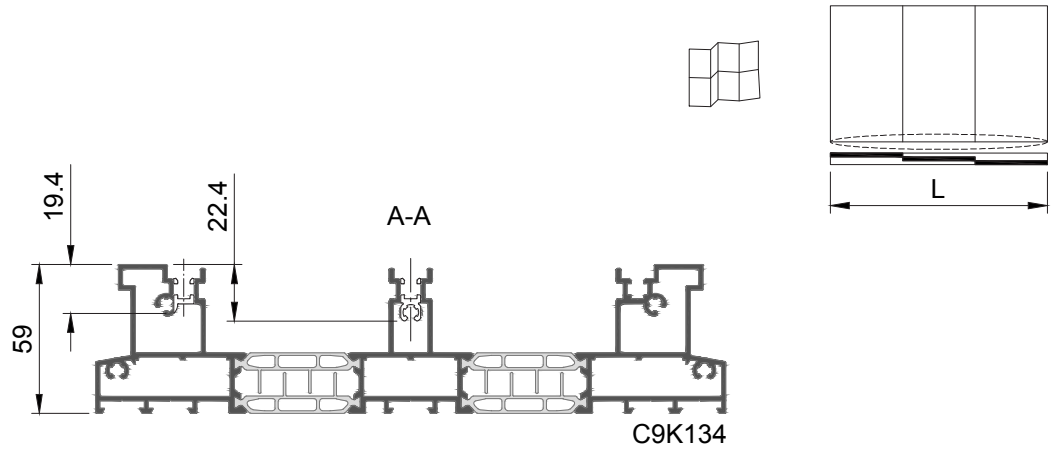


 C160-ASS-1014

3 binari - Telaio - Tagli 90°

TELAIO DI DRENAGGIO C9K134 - B, D

5 / 12



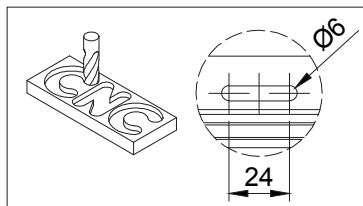
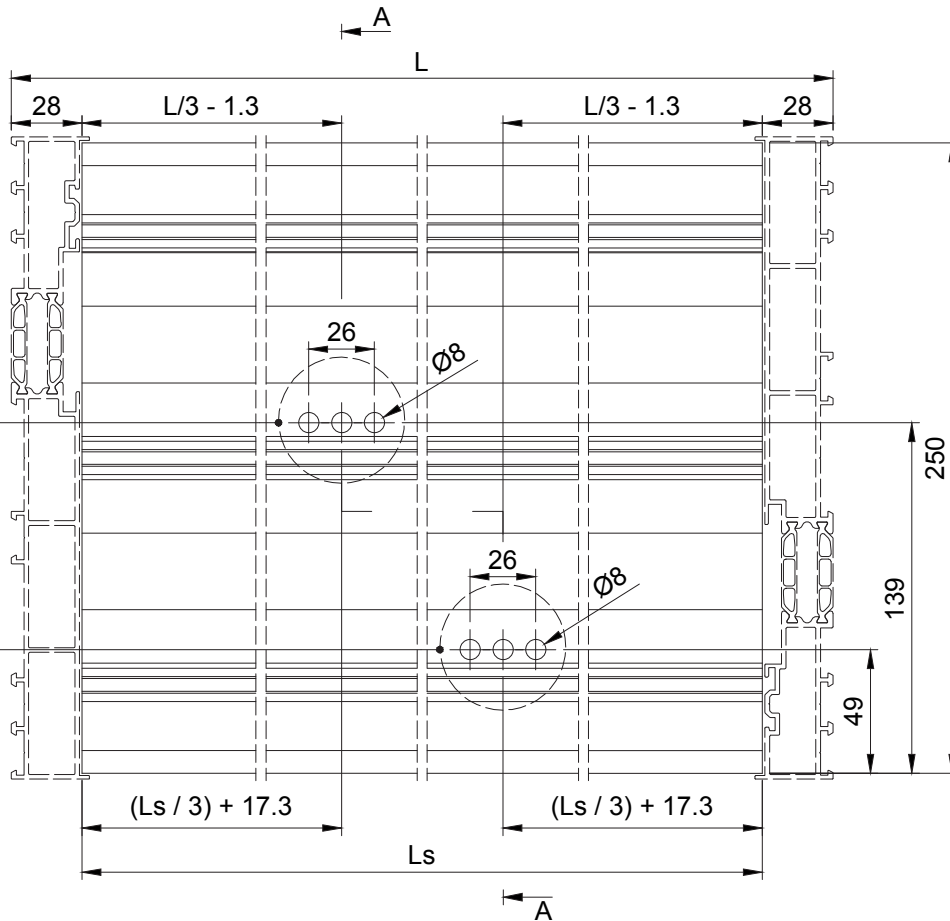
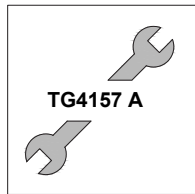
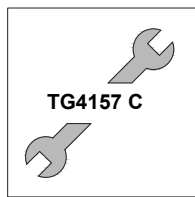
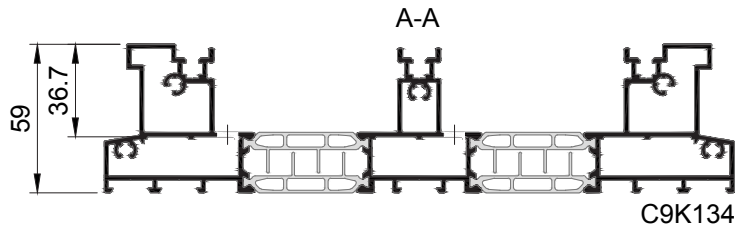
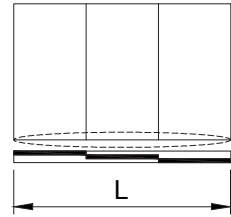
 C160-ASS-1015

Domal C160 Smartline

3 binari - Telaio - Tagli 90°

TELAIO DI DRENAGGIO C9K134 - A, C

6 / 12

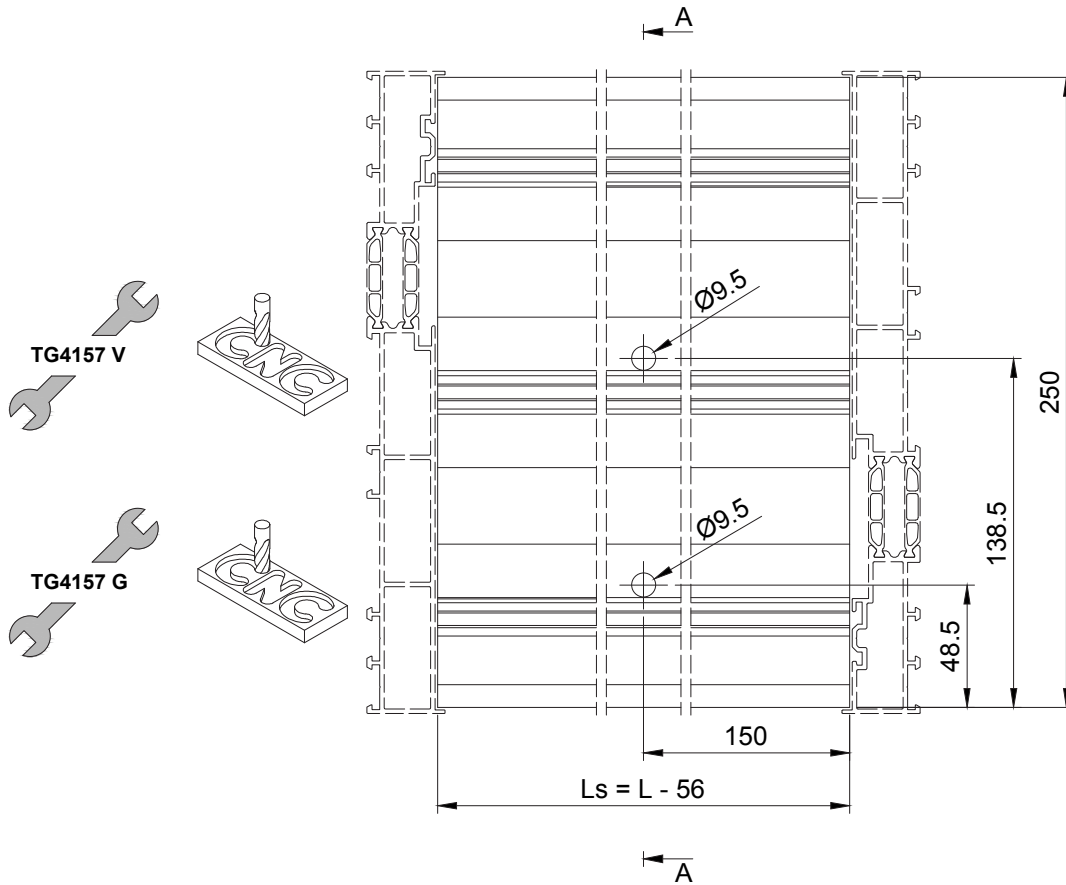
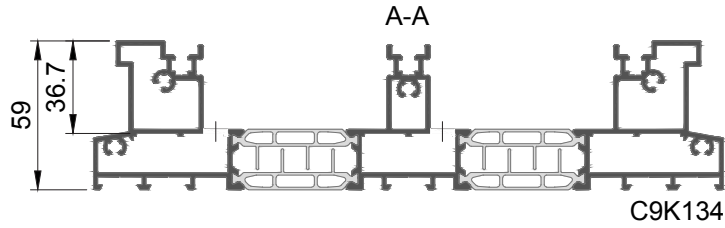
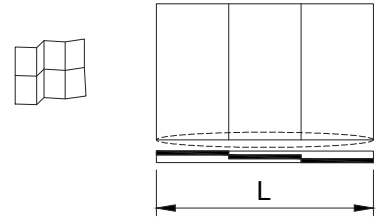


 C160-ASS-1016

3 binari - Telaio - Tagli 90°

TELAIO DI DRENAGGIO C9K134 - G

7 / 12



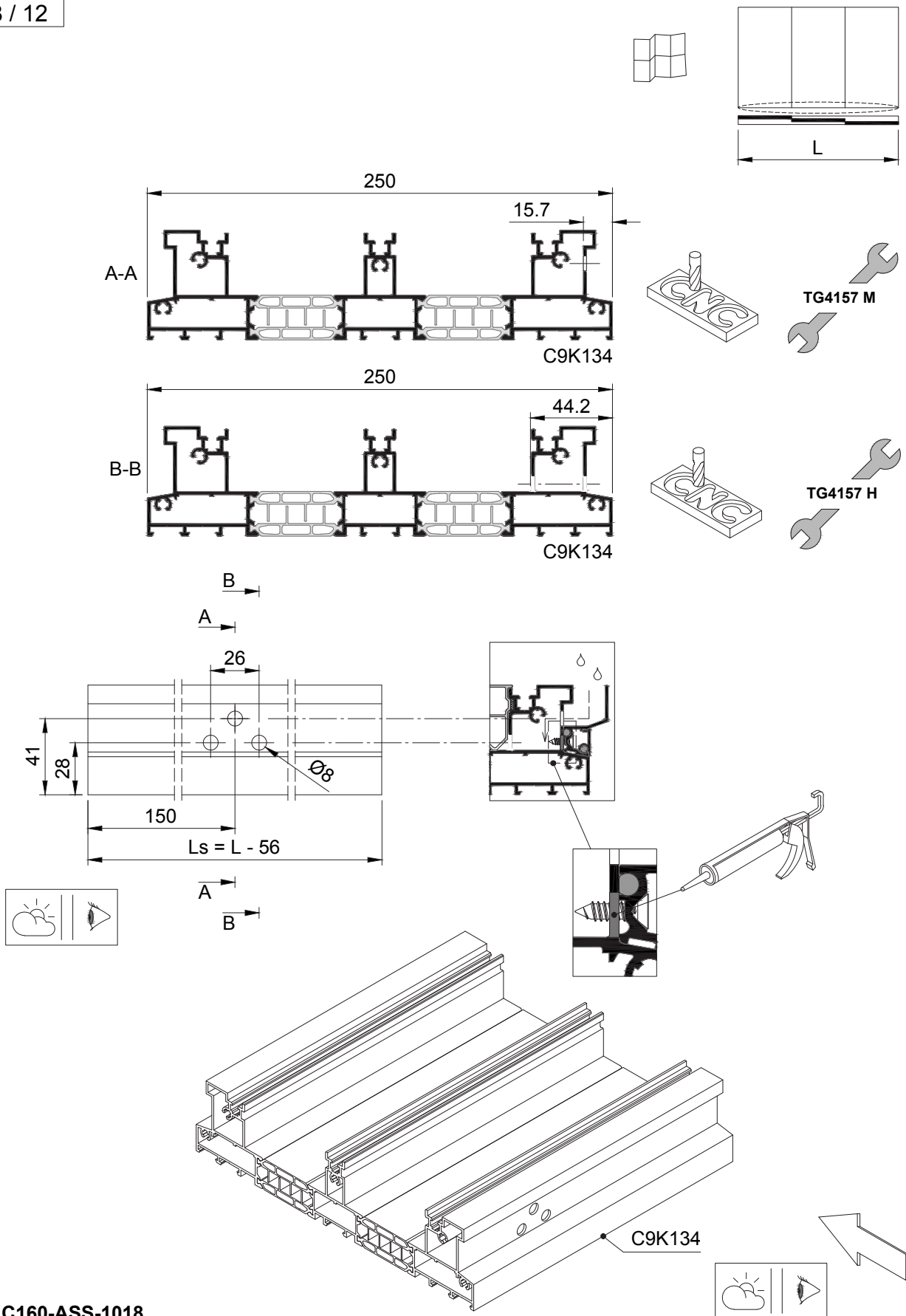
 C160-ASS-1017

L - Ferramenta e disegni assemblaggio

3 binari - Telaio - Tagli 90°

TELAIO DI DRENAGGIO C9K134 - M

8 / 12

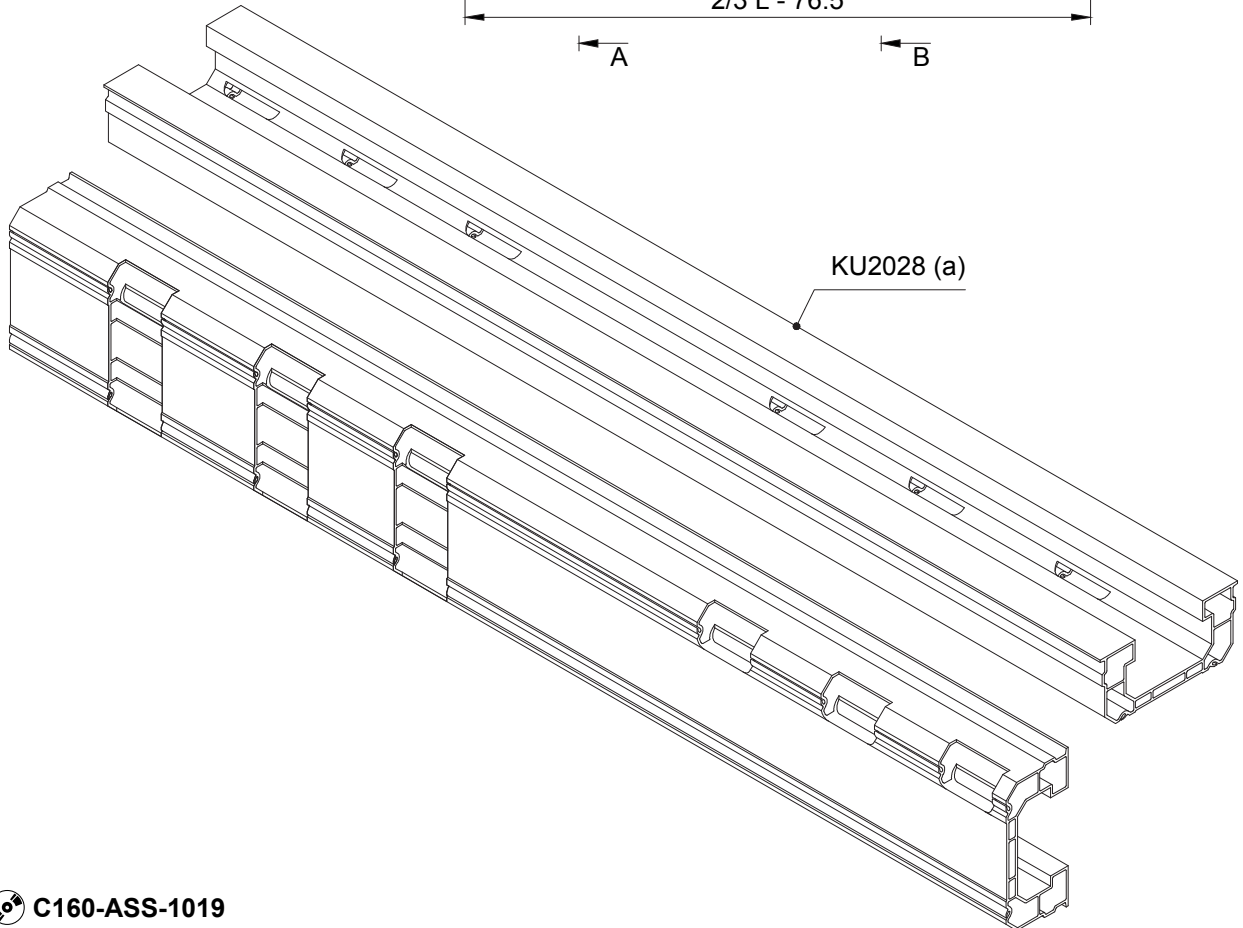
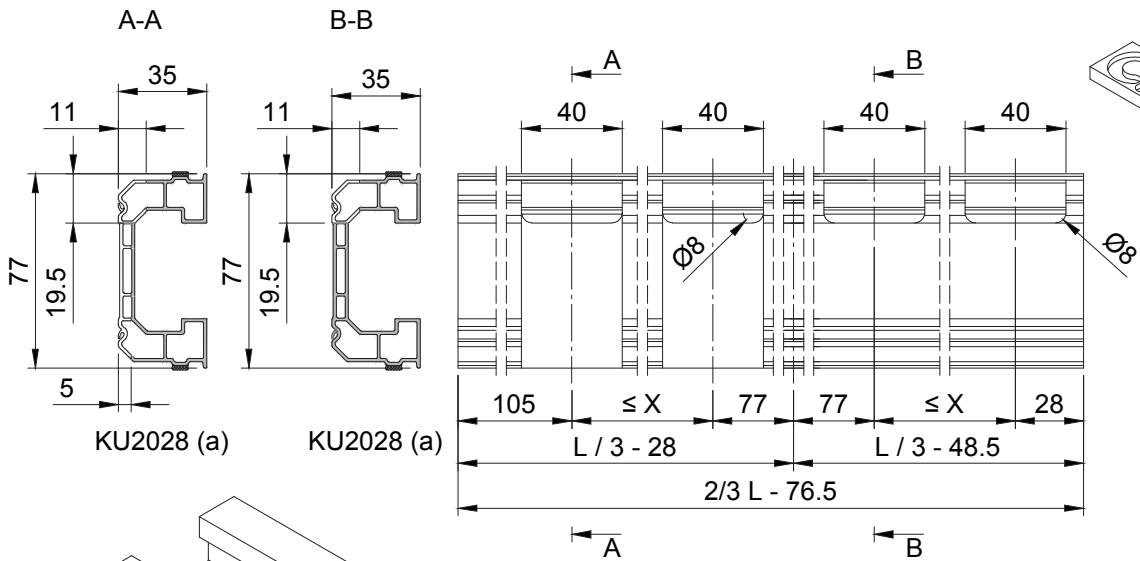
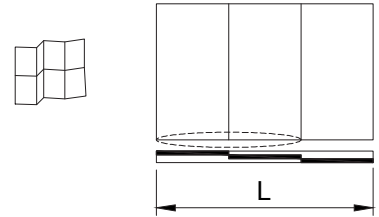


C160-ASS-1018

3 binari - Telaio - Tagli 90°

DRENAGGIO PROFILATO DI ISOLAMENTO KU2028 - K1, K2

9 / 12



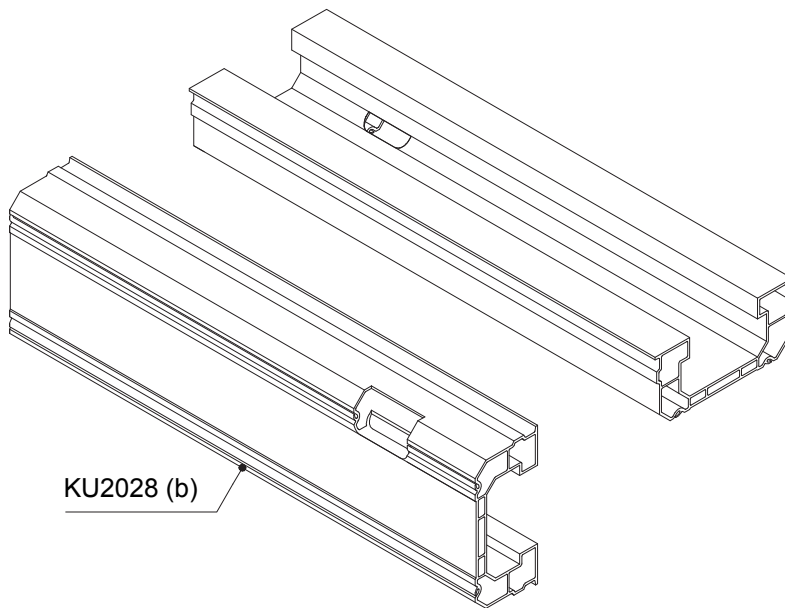
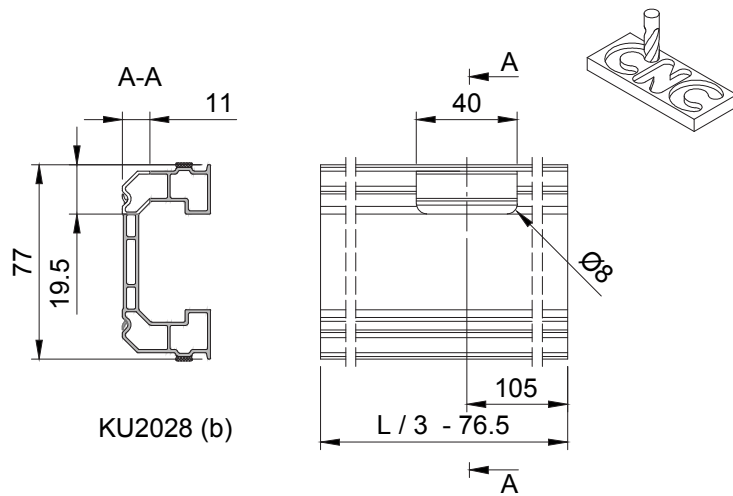
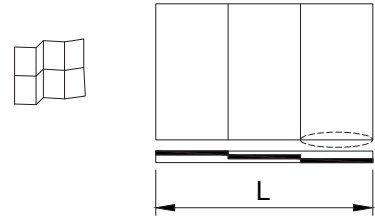
 C160-ASS-1019

L - Ferramenta e disegni assemblaggio

3 binari - Telaio - Tagli 90°

DRENAGGIO PROFILATO DI ISOLAMENTO KU2028 - K3

10 / 12

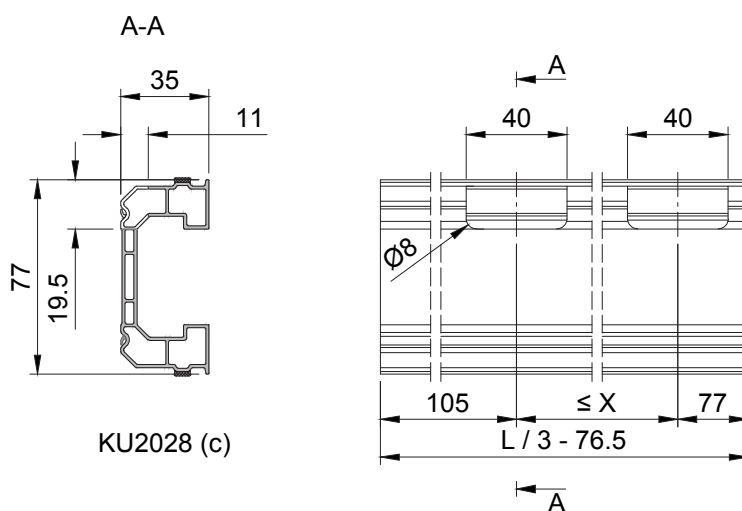
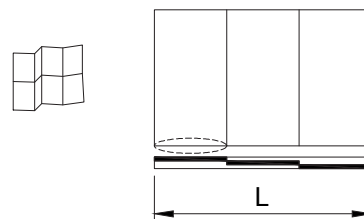


 C160-ASS-1020

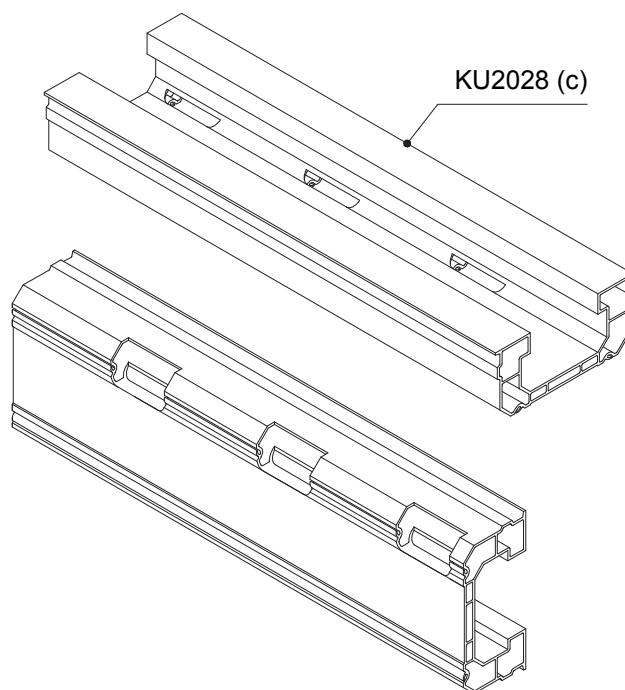
3 binari - Telaio - Tagli 90°

DRENAGGIO PROFILATO DI ISOLAMENTO KU2028 - K4


11 / 12



KU2028 (c)



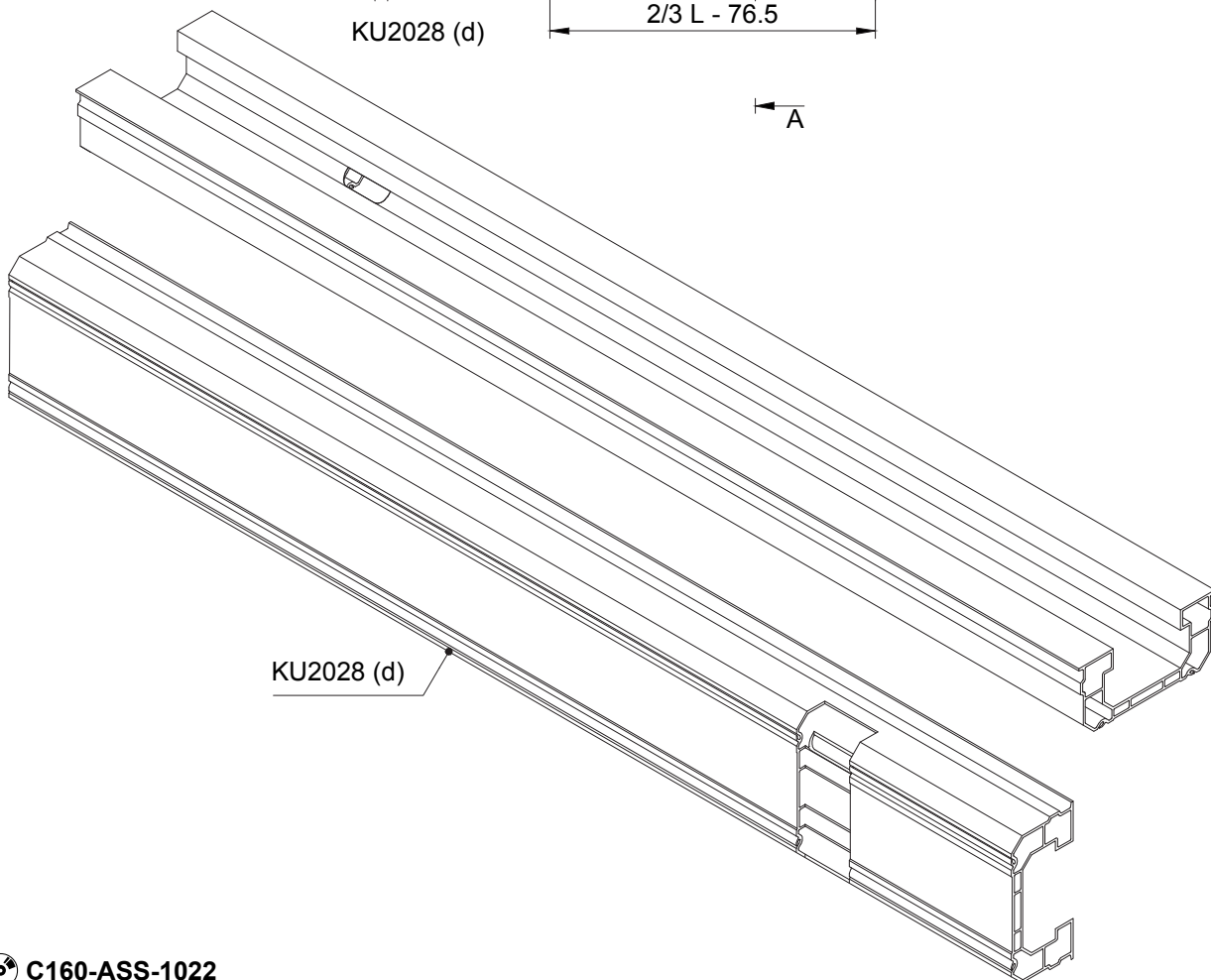

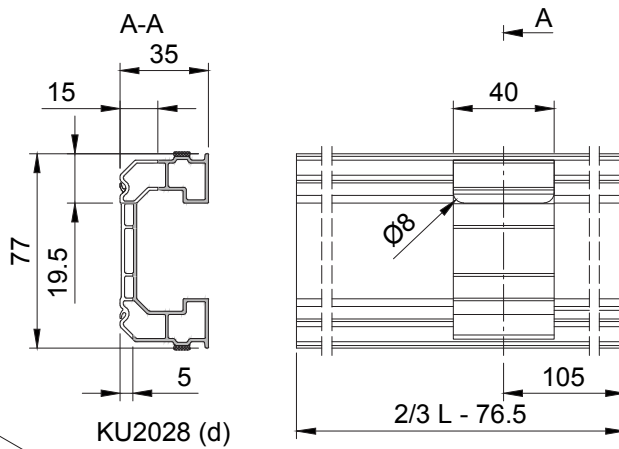
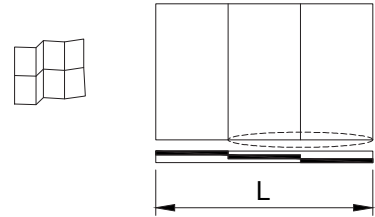
KU2028 (c)

 C160-ASS-1021

3 binari - Telaio - Tagli 90°

DRENAGGIO PROFILATO DI ISOLAMENTO KU2028 - K5

12 / 12

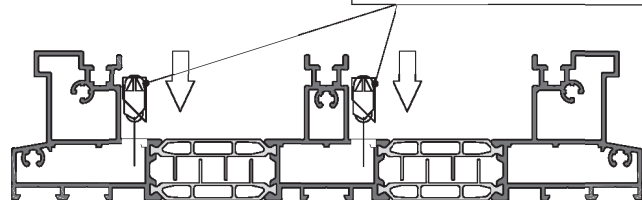
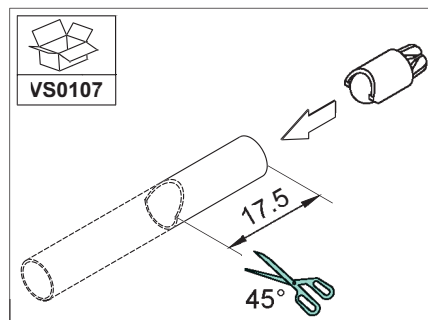



 C160-ASS-1022

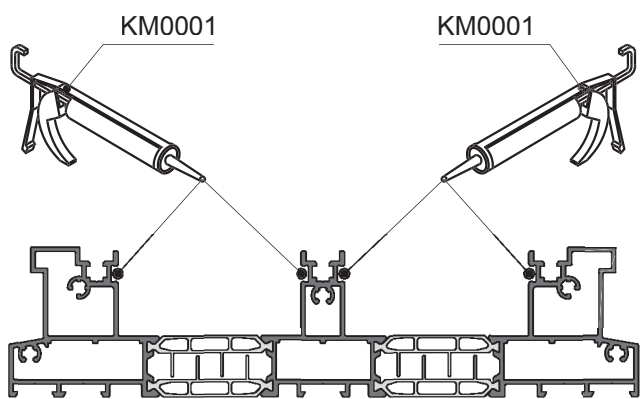
3 binari - Telaio - Tagli 90°

ASSEMBLAGGIO VALVOLA VS0107 E PROFILATO DI ISOLAMENTO KU2028 SU TELAIO C9K134 -

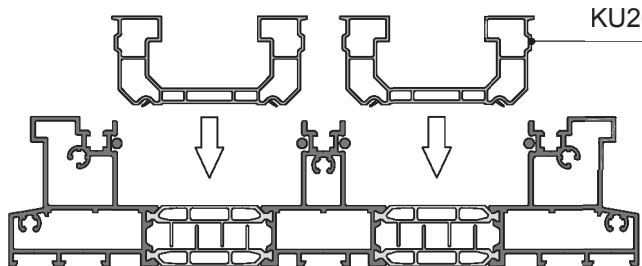
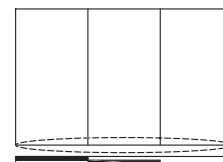
INFERIORE



C9K134



C9K134



KU2028 (a+b+c+d)

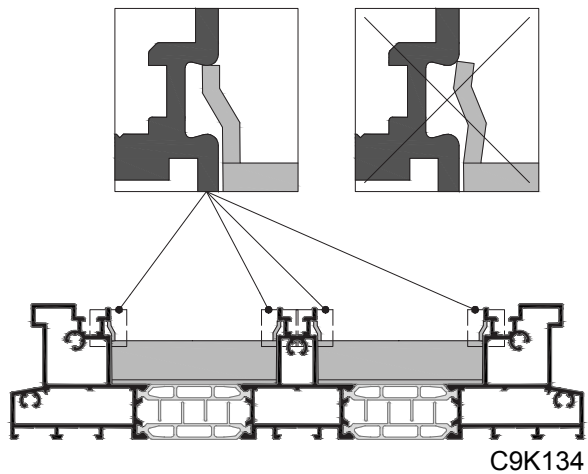
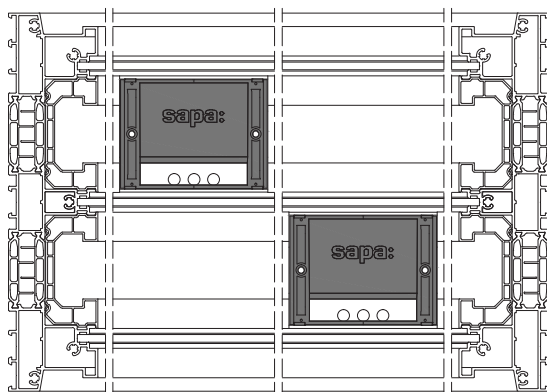
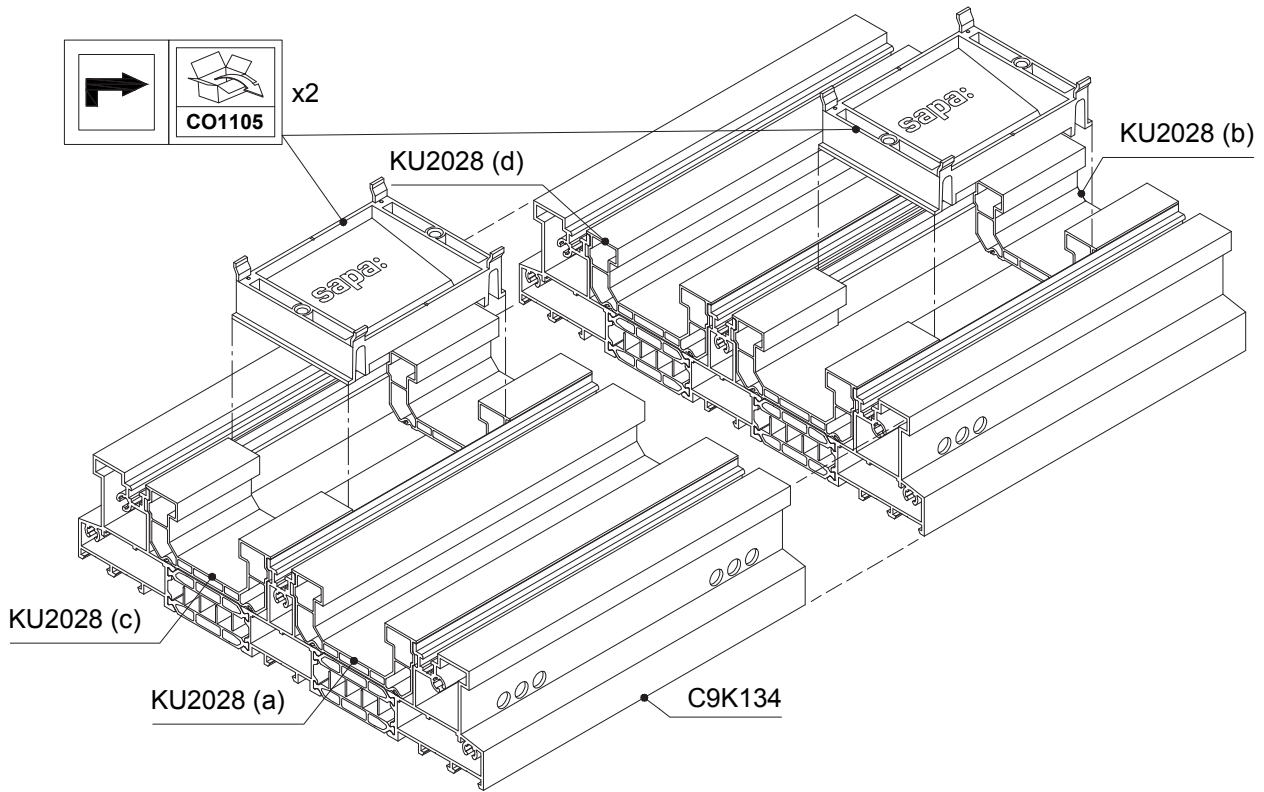
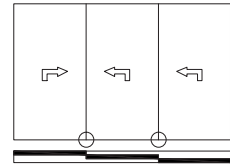
C9K134

 C160-ASS-1023

3 binari - Telaio - Tagli 90°

ASSEMBLAGGIO TAPPO DI TENUTA CO1105 SU TELAIO C9K134 - INFERIORE

1 / 2

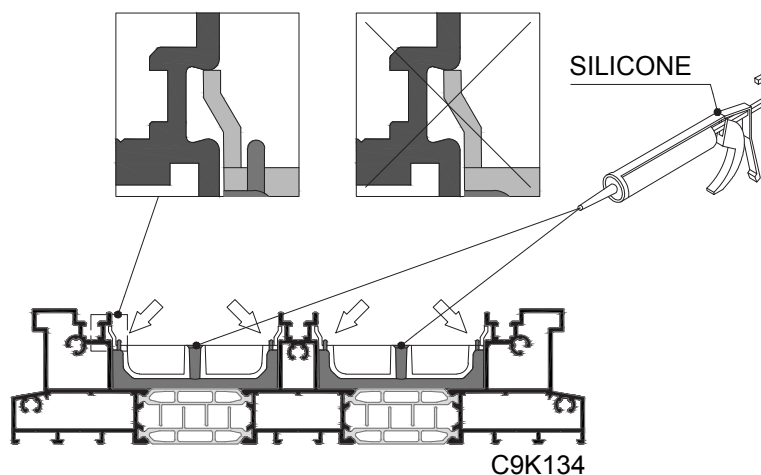
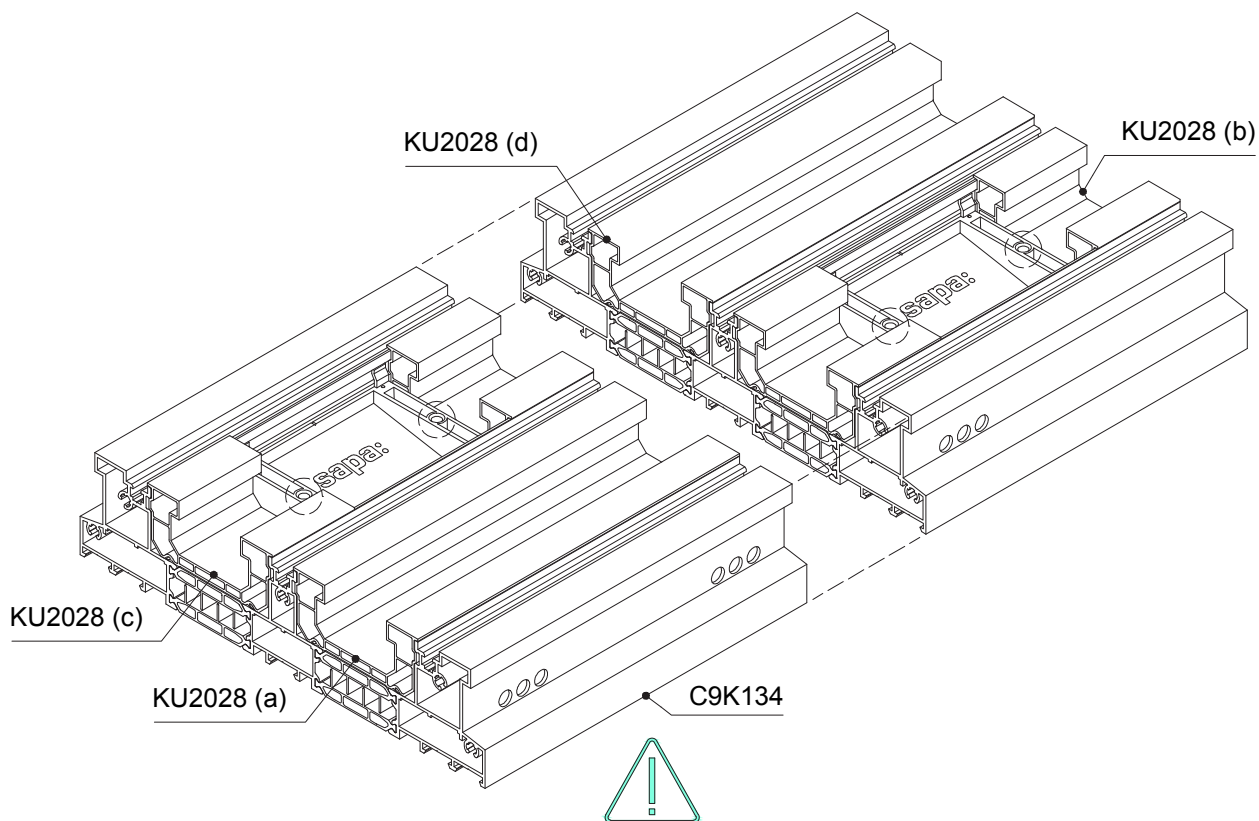
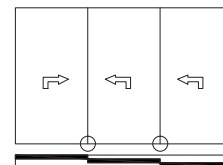



 C160-ASS-1024

3 binari - Telaio - Tagli 90°

TAPPO DI TENUTA CO1105 SU TELAIO C9K134 - INFERIORE

2 / 2



 **C160-ASS-1025**

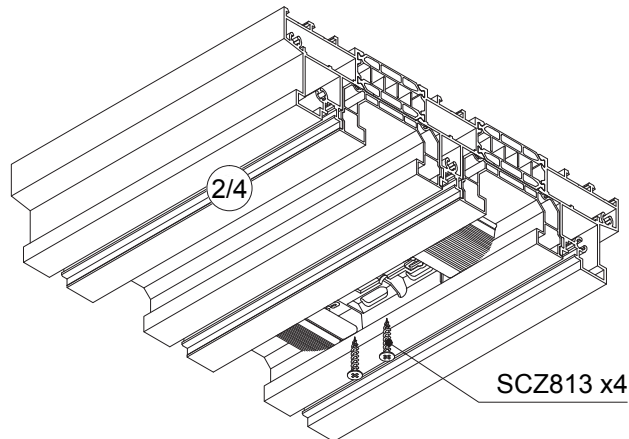
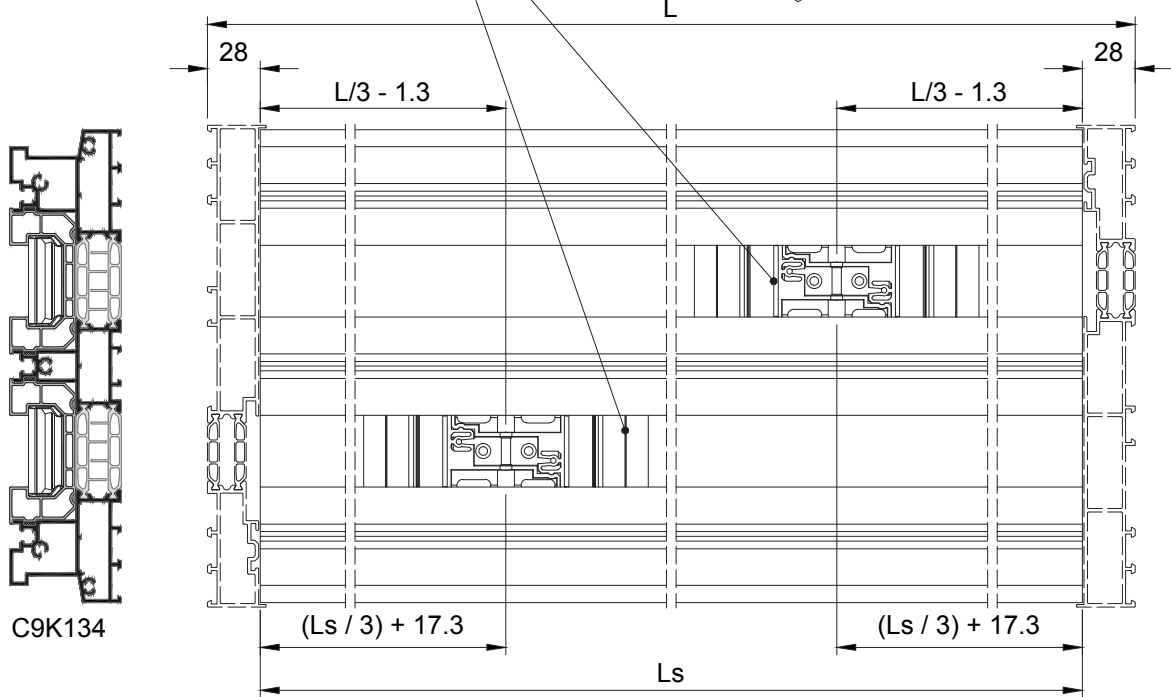
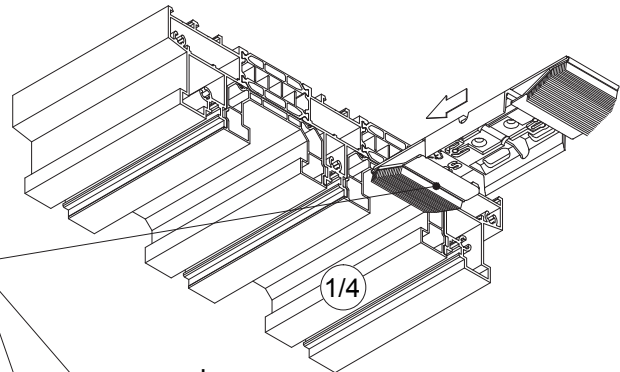
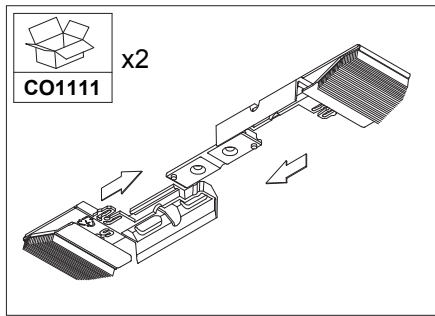
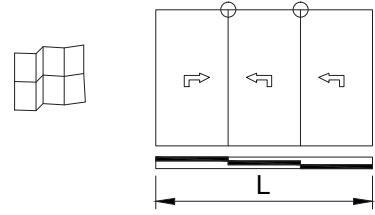
L'elemento è sigillato quando il silicone esce dai bordi.

Domal C160 Smartline

3 binari - Telaio - Tagli 90°

ASSEMBLAGGIO TAPPO DI TENUTA CO1111 SU TELAIO C9K134 - SUPERIORE ALZANTE SCORREVOLE

1 / 2

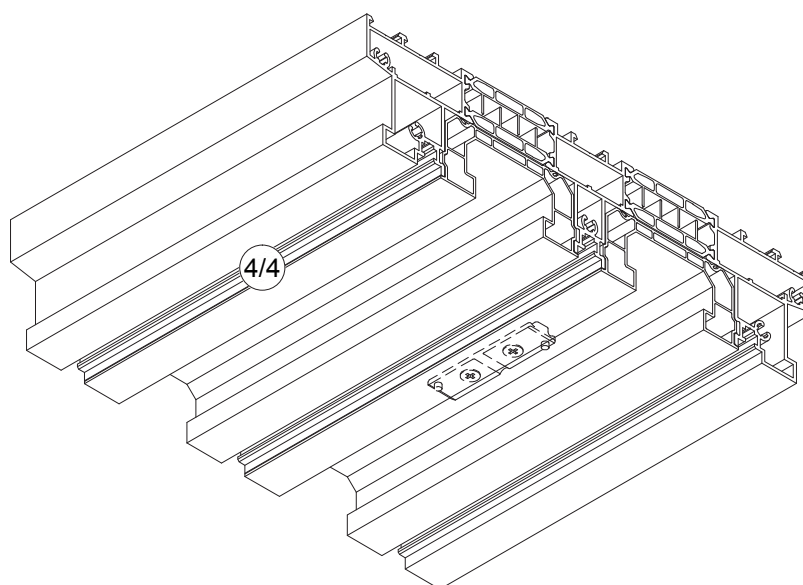
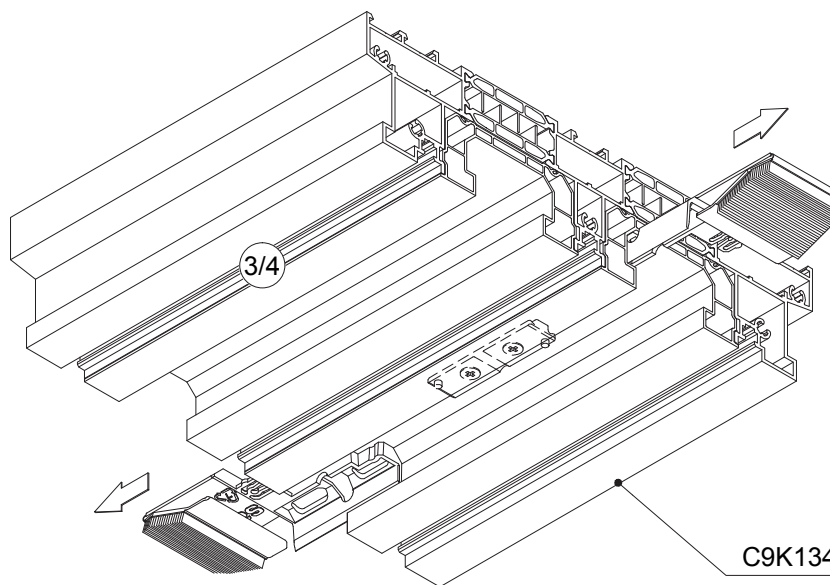
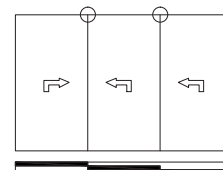


C160-ASS-1004

3 binari - Telaio - Tagli 90°

ASSEMBLAGGIO TAPPO DI TENUTA CO1111 SU TELAIO C9K134 - SUPERIORE ALZANTE SCORREVOLE

2 / 2

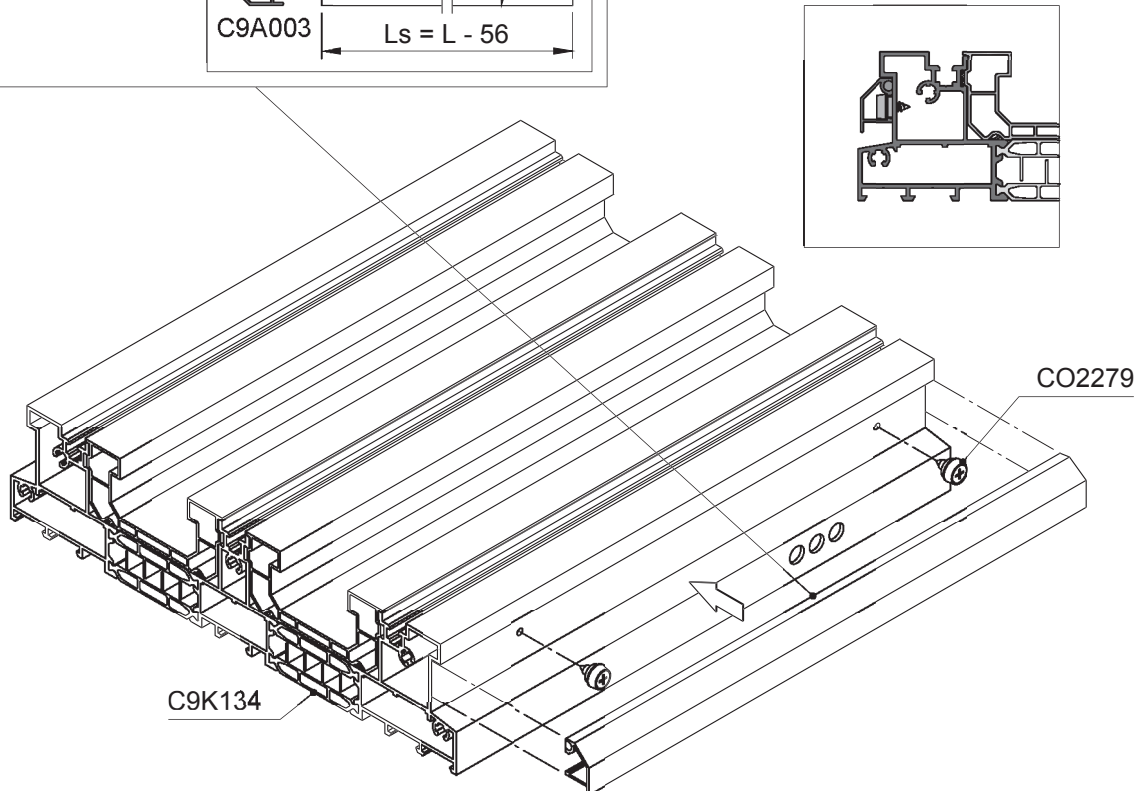
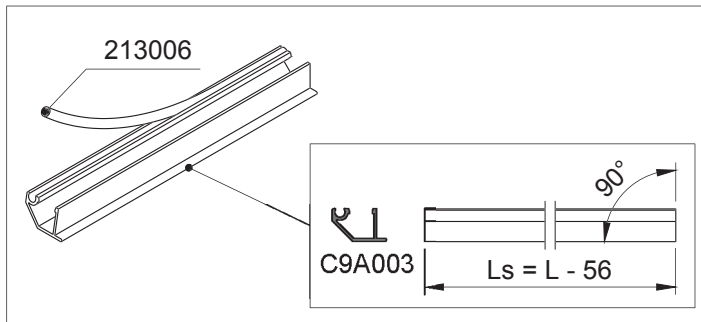
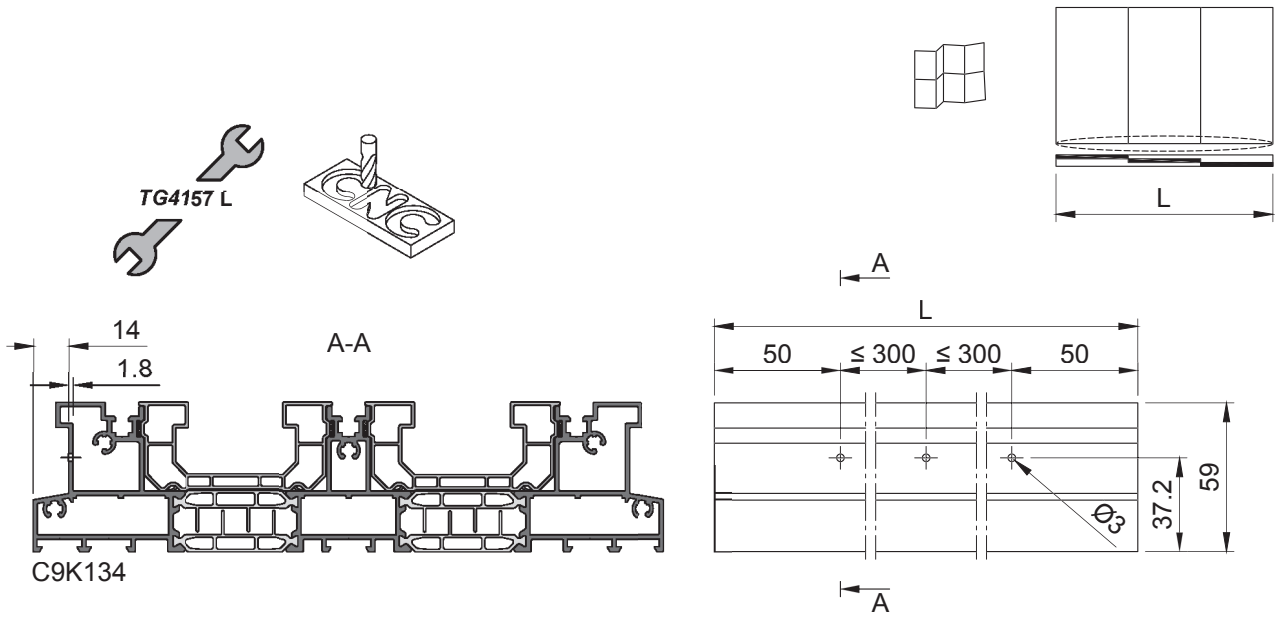


 C160-ASS-1006

Domal C160 Smartline

3 binari - Telaio - Tagli 90°

ASSEMBLAGGIO GOCCIOLATOIO C9A003 SU TELAIO C9K134

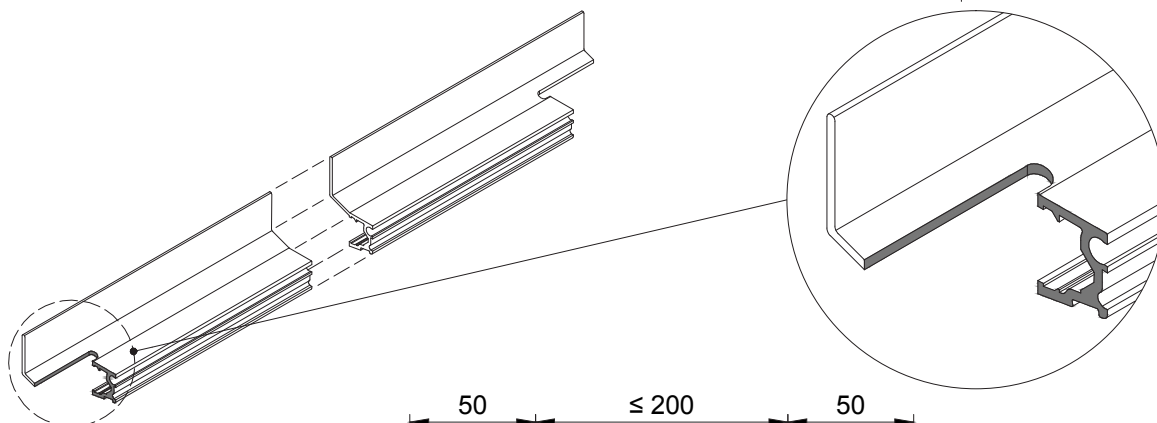
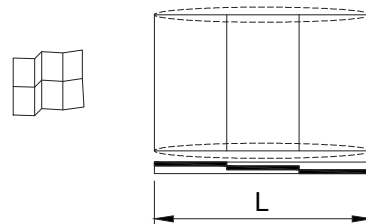


 C160-ASS-1041


3 binari - Telaio - Tagli 90°

OPERAZIONI SU VASCHETTA DI RECUPERO C9A004

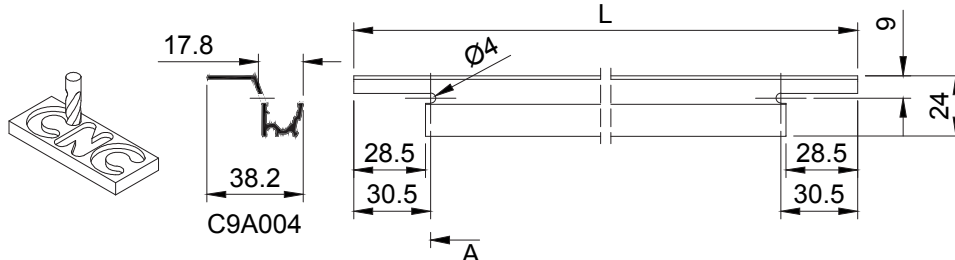
1 / 2



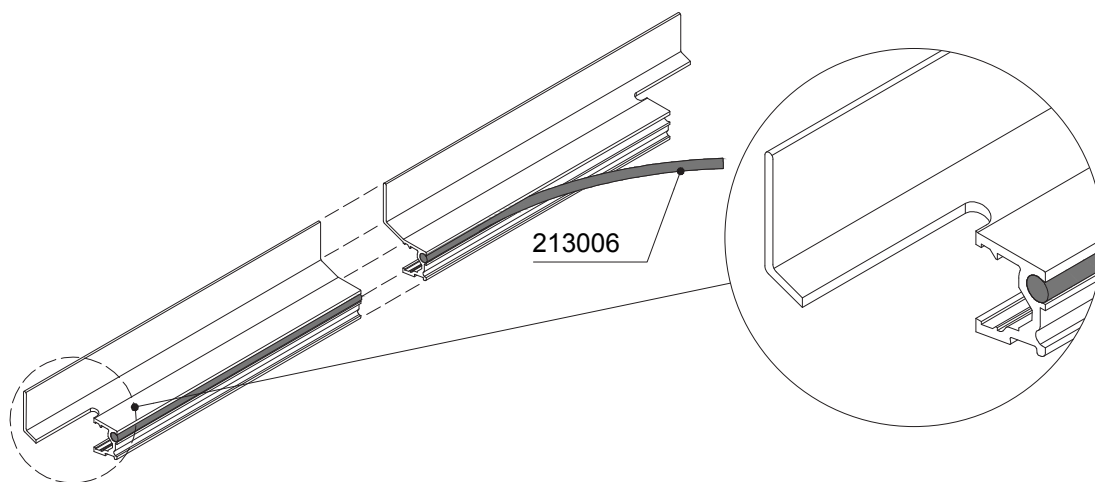
1/3



2/3

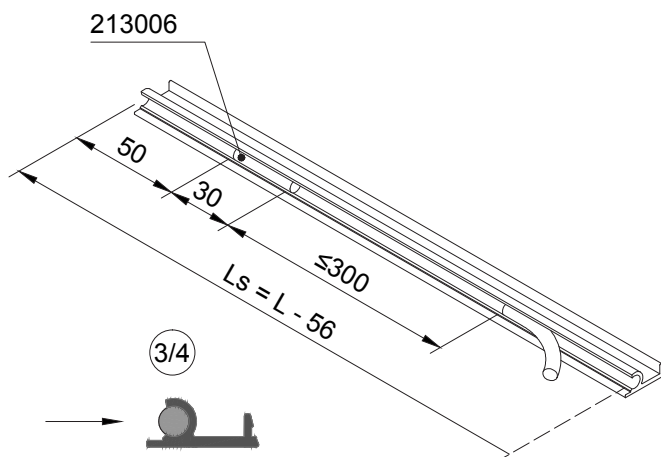
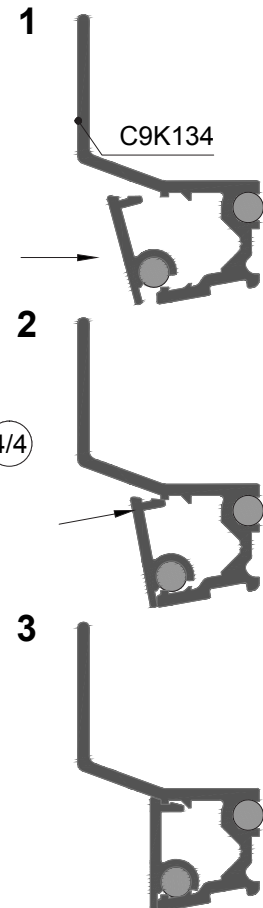
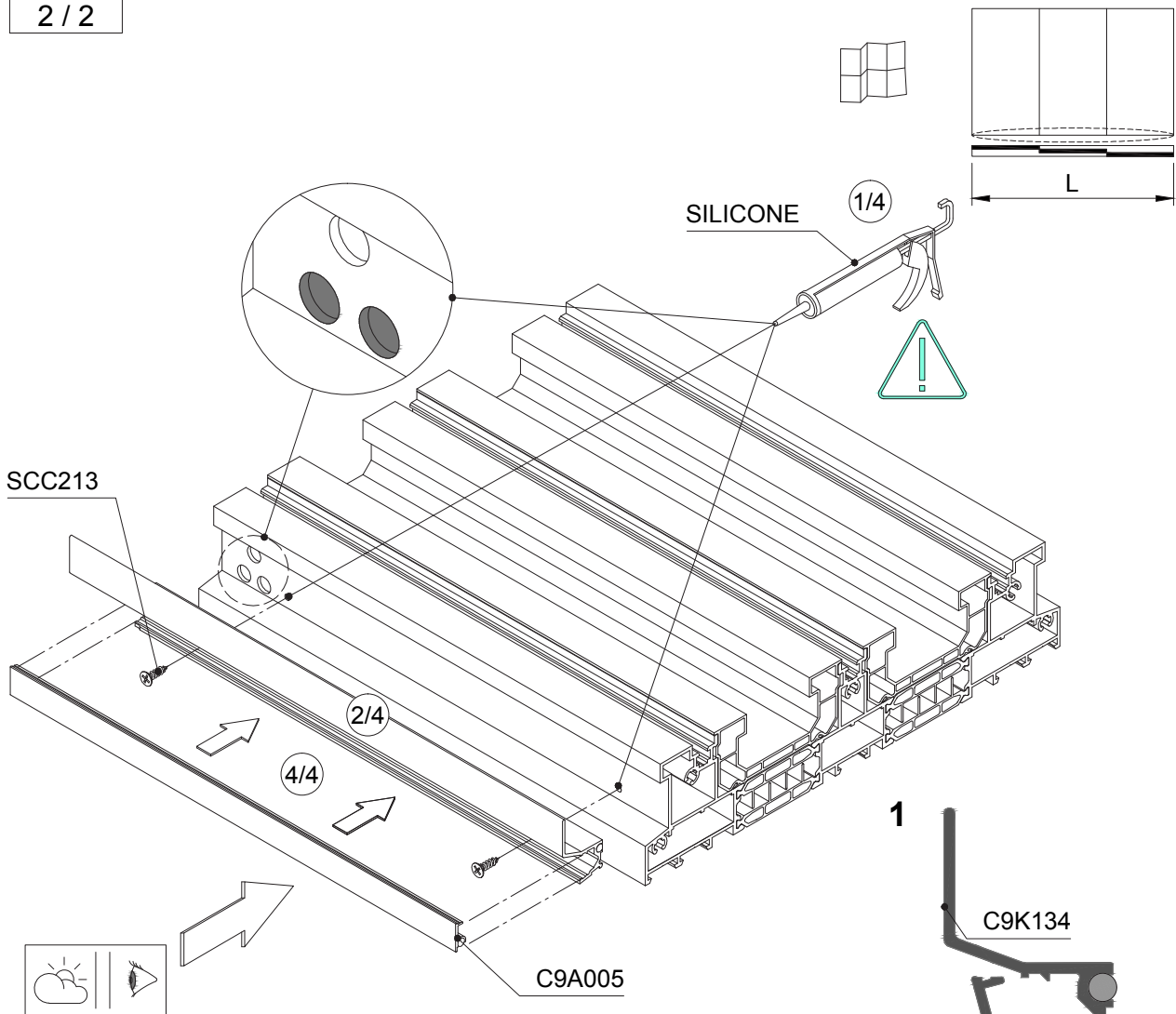


3/3



OPERAZIONI SU VASCHETTA DI RECUPERO C9A004

2 / 2



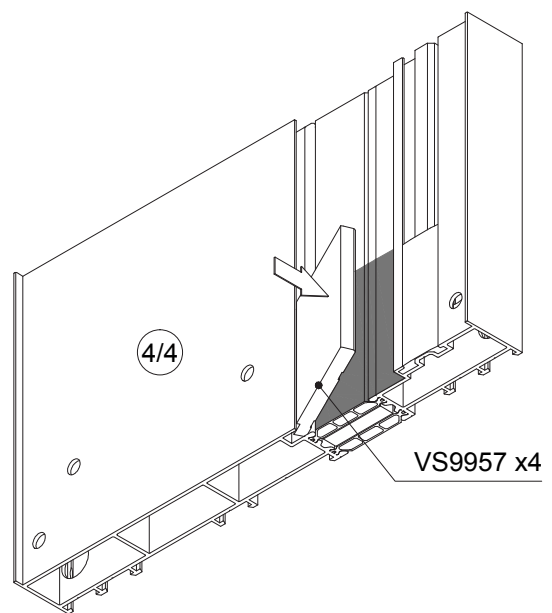
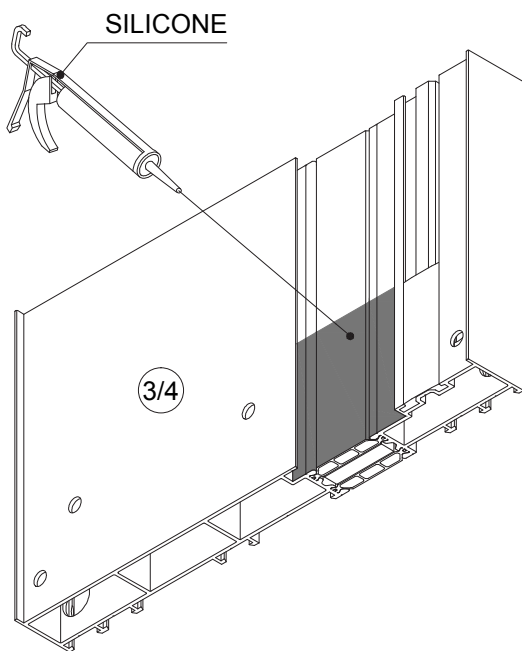
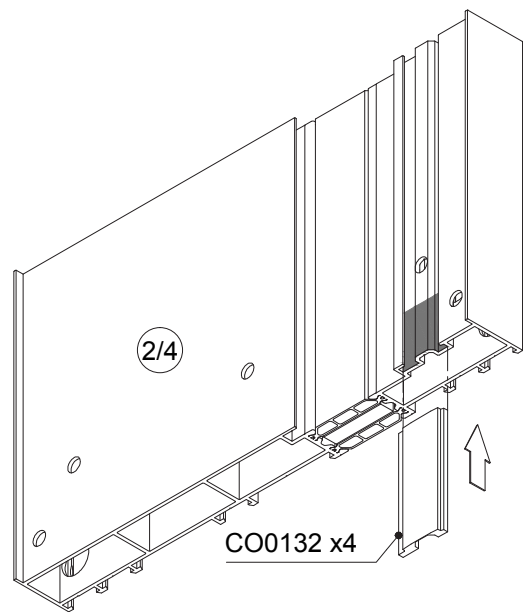
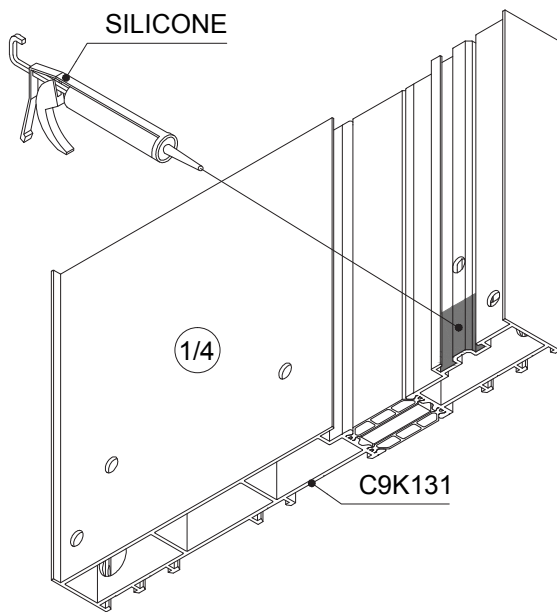
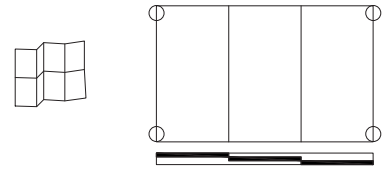
C160-ASS-1045

Sigillare con silicone i due fori inferiori contrassegnati ed i fori per le viti, prima di assemblare il C9A004.

3 binari - Telaio - Tagli 90°

ASSEMBLAGGIO CO0132 E VS9957 SU TELAIO C9K131

1 / 3

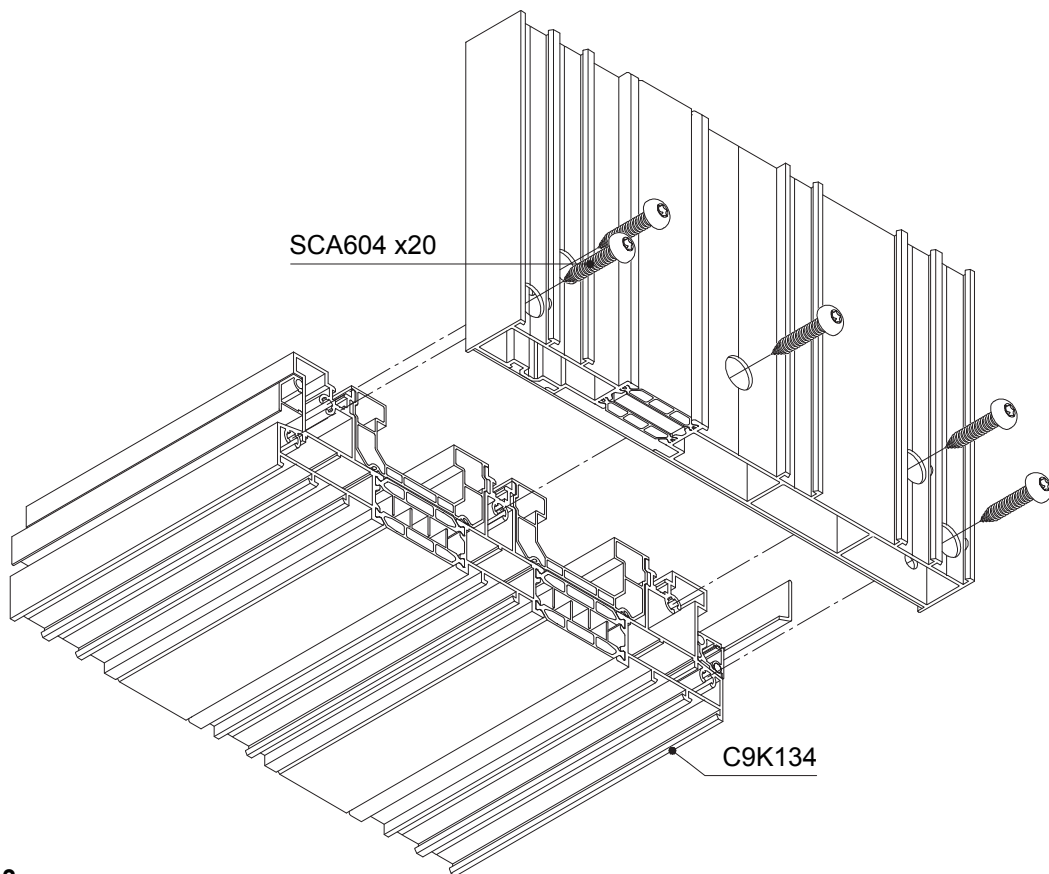
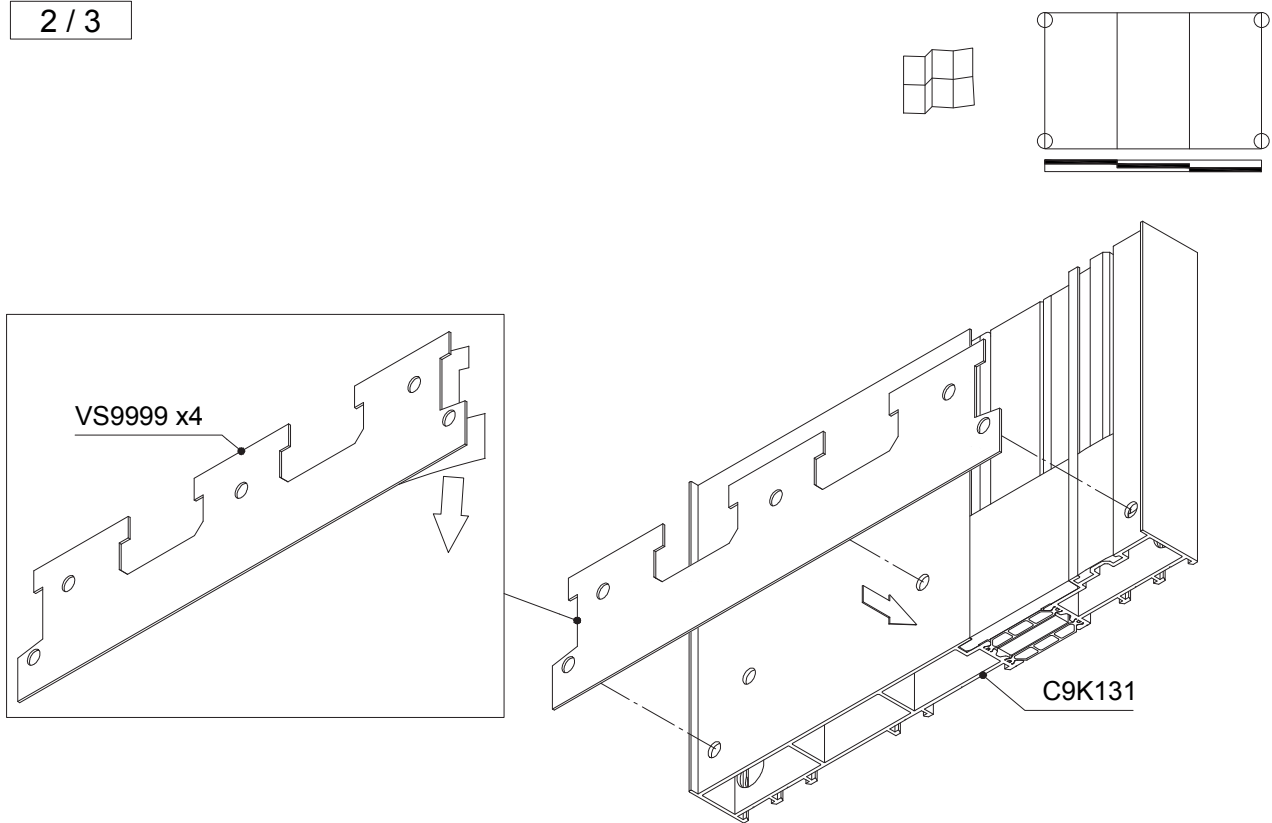


 C160-ASS-1042

3 binari - Telaio - Tagli 90°

ASSEMBLAGGIO VS9999 SU TELAIO C9K131

2 / 3

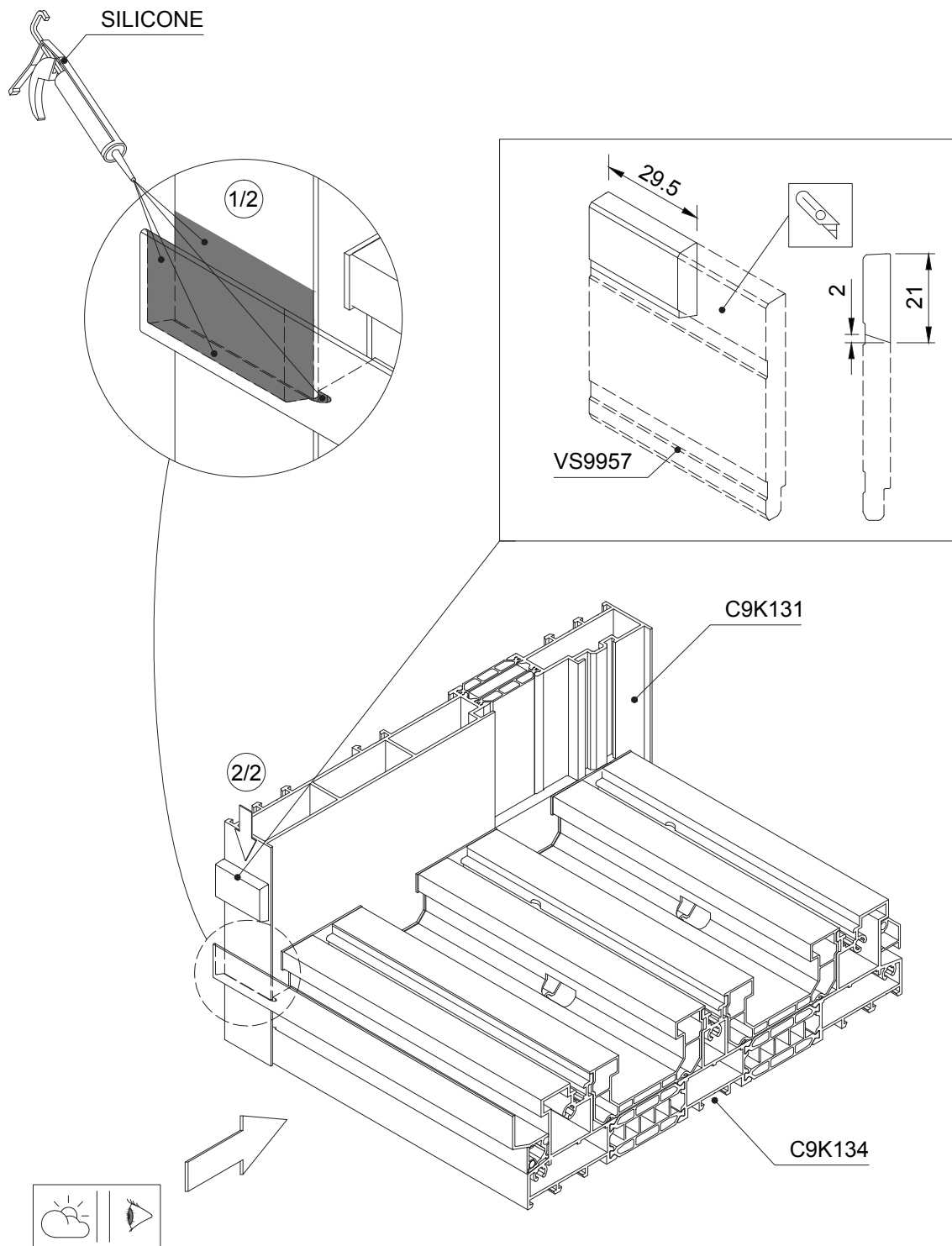
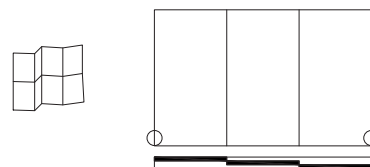


 C160-ASS-1043

3 binari - Telaio - Tagli 90°

SIGILLATURA GOCCIOLATOIO C9A004

3 / 3



 **C160-ASS-1047**

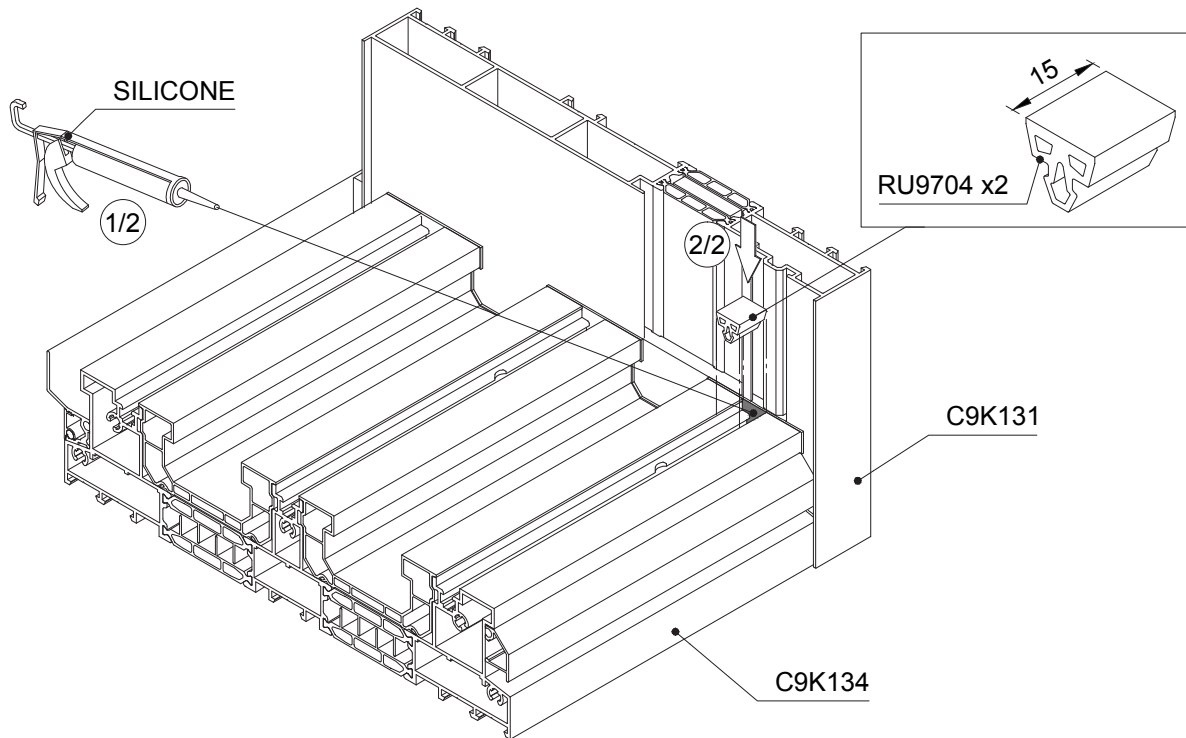
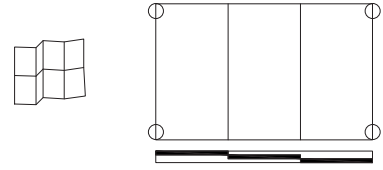
Tagliare le parti eccedenti di sigillatura da VS9957.

Domal C160 Smartline

3 binari - Telaio - Tagli 90°

ASSEMBLAGGIO GUARNIZIONE RU9704

1 / 3

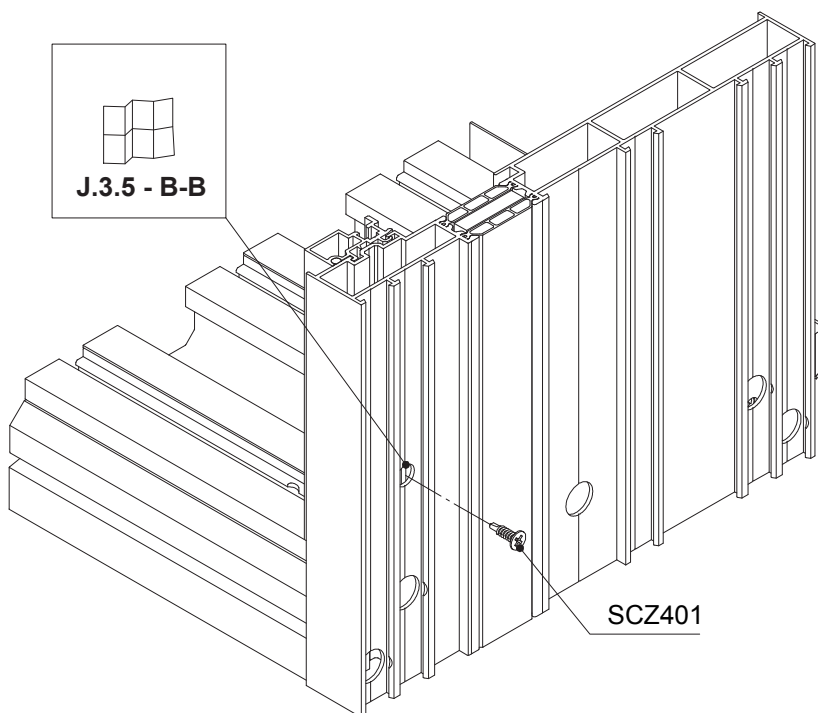
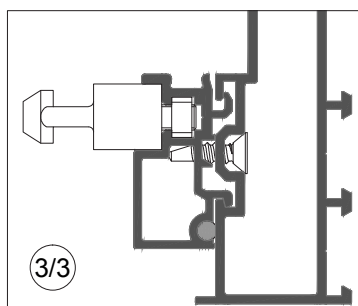
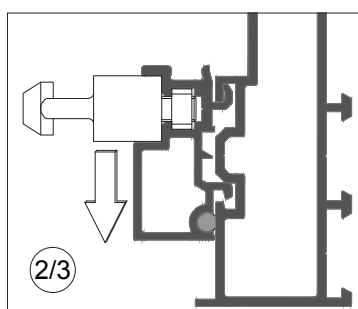
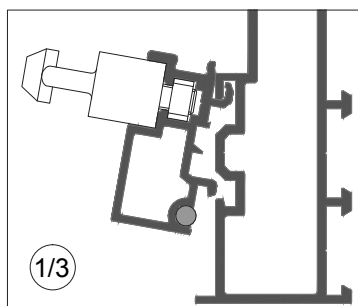
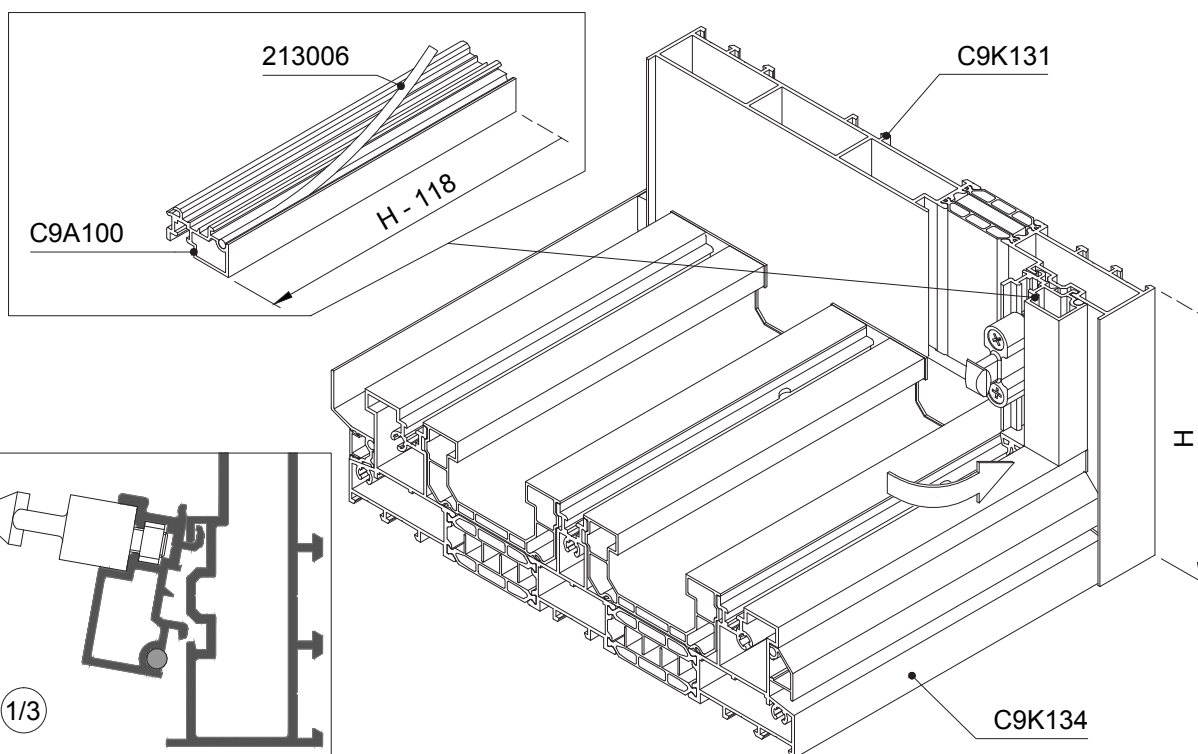
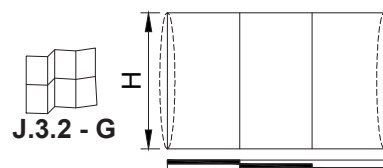


 C160-ASS-1048

3 binari - Telaio - Tagli 90°

ASSEMBLAGGIO ROTAIA SUPPLEMENTARE C9A100

2 / 3



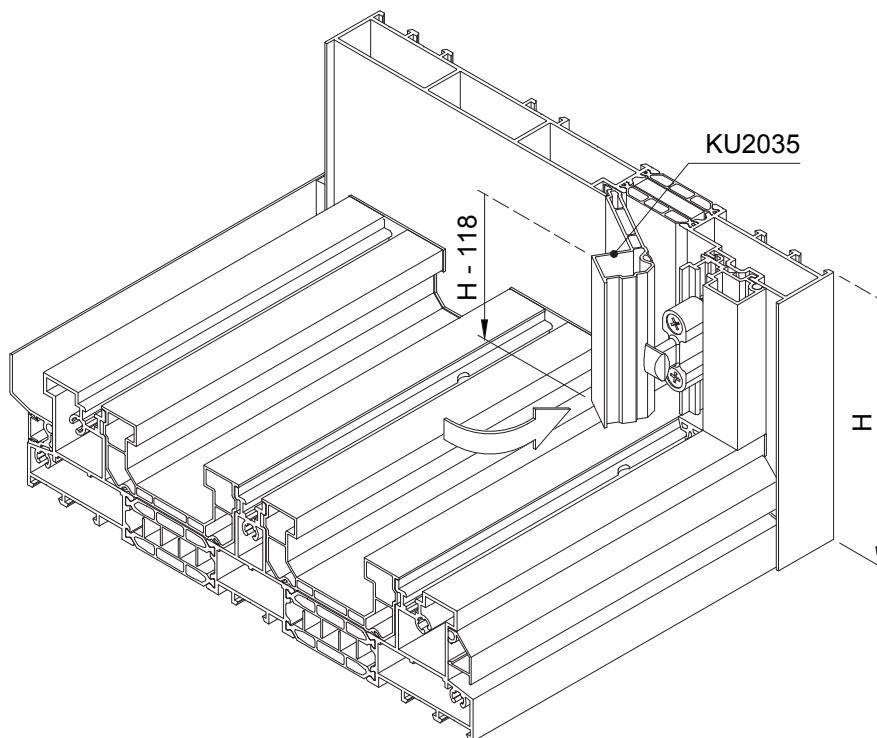
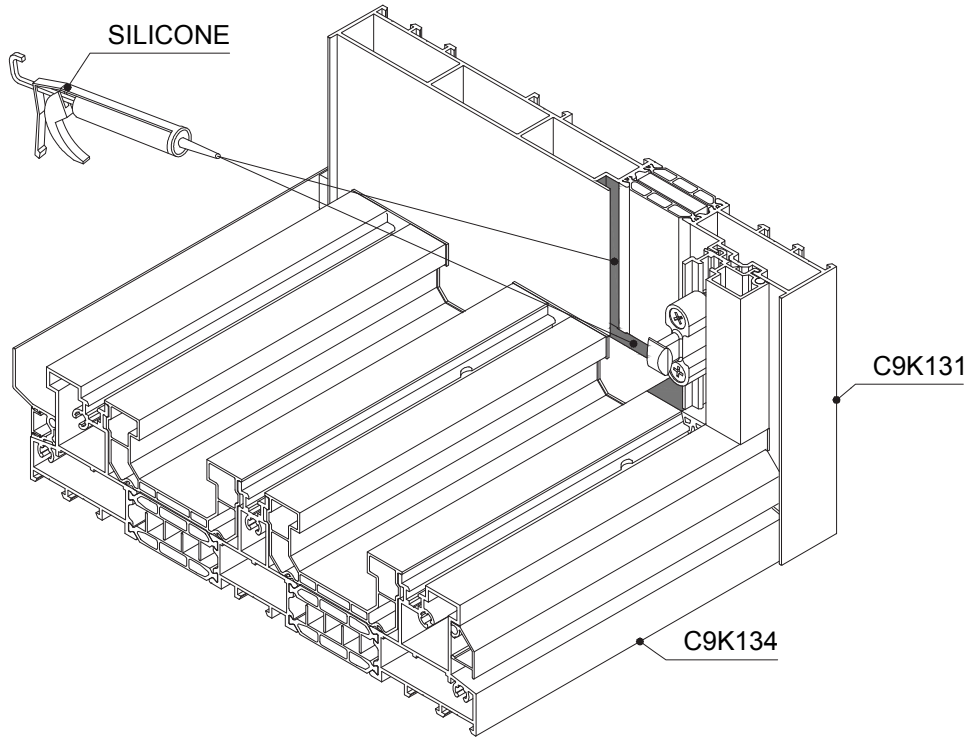
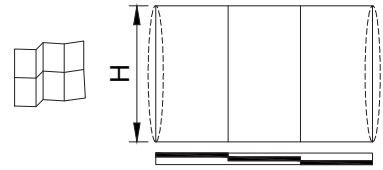
 **C160-ASS-1051**

I rostri vanno inseriti lungo la cava del C9A100 prima che lo stesso venga installato, vedere pagina L185

3 binari - Telaio - Tagli 90°

ASSEMBLAGGIO PROFILATO DI ISOLAMENTO KU2035

3 / 3



 C160-ASS-1052


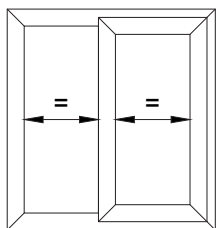
1 binario (C9K014) - Tagli 45°

Panoramica assemblaggio	L99
Operazioni su telaio C9K014 e profilato di isolamento KU2065 ed isolamento BT6019	L101
Operazioni su telaio C9K014 per squadrette	L102
Panoramica drenaggio - Telaio C9K014 e profilato di isolamento KU2065	L103
Telaio di drenaggio C9K014 - J	L104
Telaio di drenaggio C9K014 - H	L105
Telaio di drenaggio C9K014 - B	L106
Telaio di drenaggio C9K014 - A	L107
Telaio di drenaggio C9K014 - G	L108
Telaio di drenaggio C9K014 - R	L109
Drenaggio profilato di isolamento KU2065 - K1	L110
Drenaggio profilato di isolamento KU2065 - K2	L111
Assemblaggio valvola VS0107 e profilato di isolamento KU2065 su telaio C9K014 - Inferiore	L112
Assemblaggio tappo di tenuta CO1210/CO1211 su telaio C9K014 - Inferiore	L113
Assemblaggio tappo di tenuta CO1212 e operazioni KU2065 on frame C9K014 - Superiore	L114
Assemblaggio tappo di tenuta VS9414/VS9415 nel profilato C9K014 - Inferiore	L115
Operazione su traverso - Anta C9V102/C9V104	L116
Assemblaggio cavallotti TS9N03 e TS2H04	L117
Assemblaggio e sigillatura cavallotti	L119
Assemblaggio cavallotti TS9Z05	L120
Assemblaggio su telaio C9K014 con squadrette - Eccentrici	L121
Assemblaggio su telaio C9K014 con squadrette - HV4K01	L122
Assemblaggio gocciolatoio C9A003 su telaio C9K014	L123
Assemblaggio tappi di tenuta CO1210/CO1211 su telaio C9K014 - Inferiore	L124
Assemblaggio incontro	L125
Assemblaggio RU4302 ed isolamento BT6013	L128
Operazione ed assemblaggio C9A023/C9A018	L129

Domal C160 Smartline

1 binario (C9K014) - Tagli 45°

PANORAMICA ASSEMBLAGGIO



 C160-ASS-1826

domal 

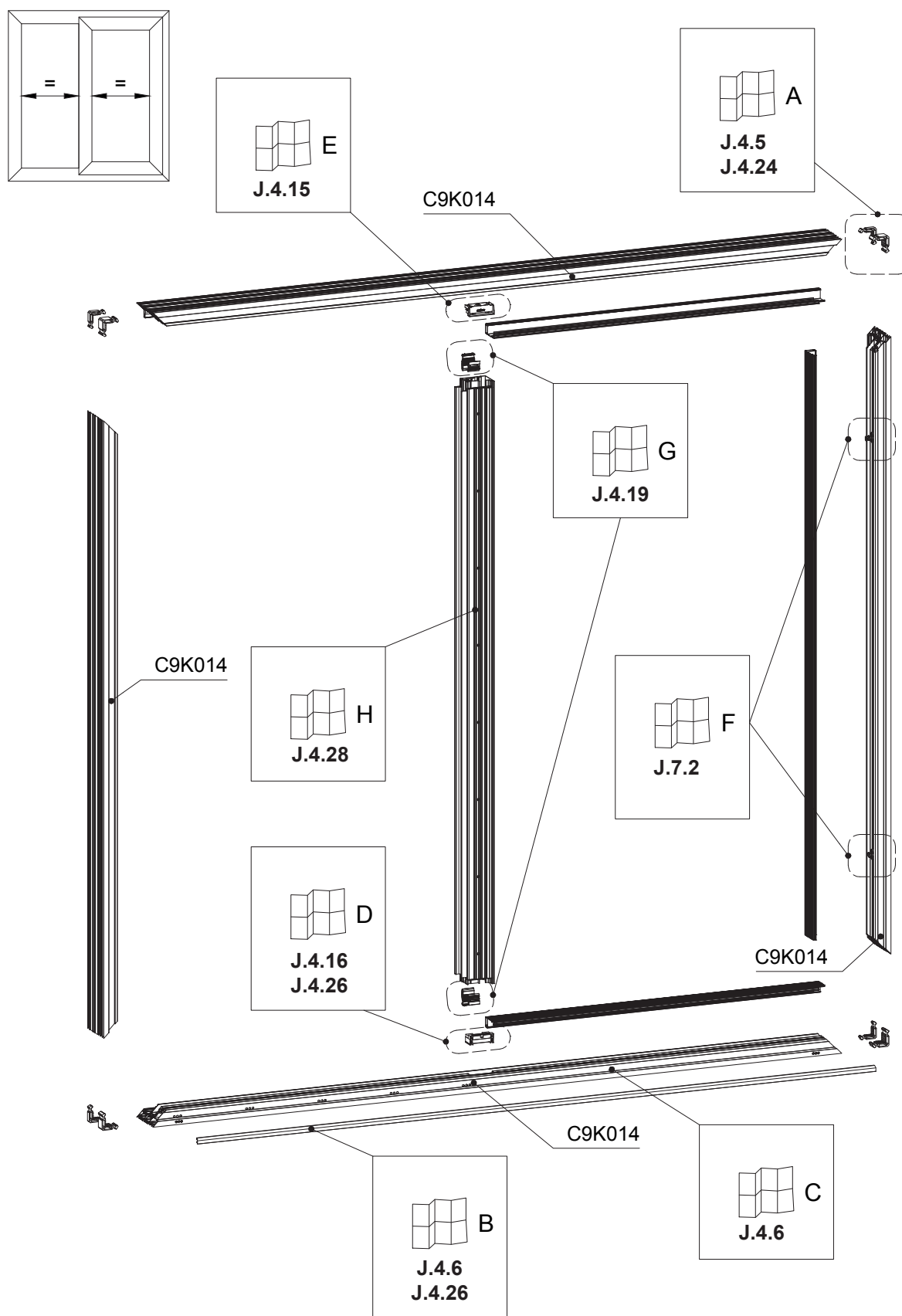
Settembre 2019


L - Ferramenta e disegni assemblaggio

L99

1 binario (C9K014) - Tagli 45°

PANORAMICA ASSEMBLAGGIO

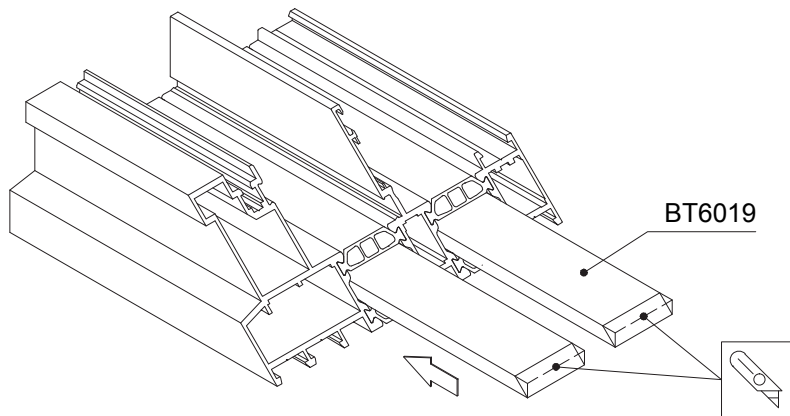
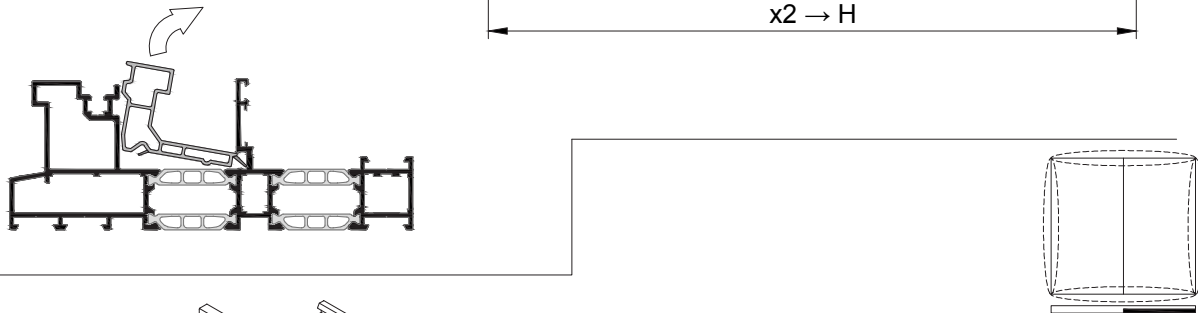
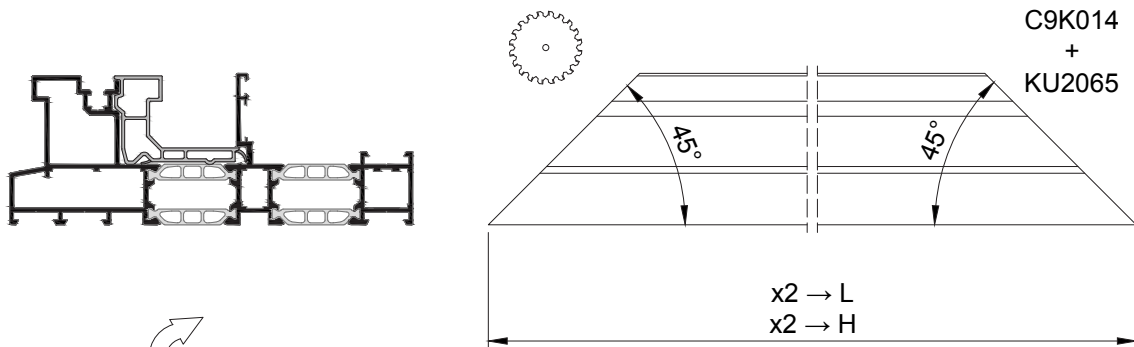
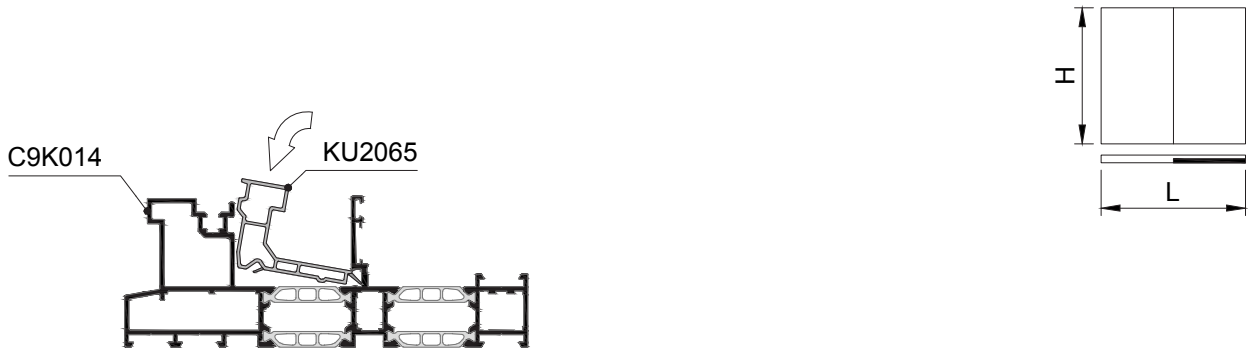


 C160-ASS-1825

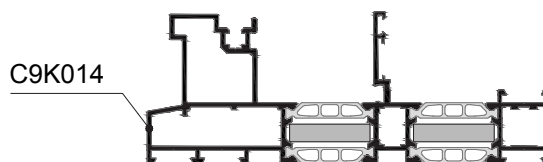
Domal C160 Smartline

1 binario (C9K014) - Tagli 45°

OPERAZIONI SU TELAIO C9K014 E PROFILATO DI ISOLAMENTO KU2065 ED ISOLAMENTO BT6019



	BT6019
SHI	✓
SI	✓
Basic	-

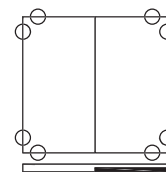


 C160-ASS-901

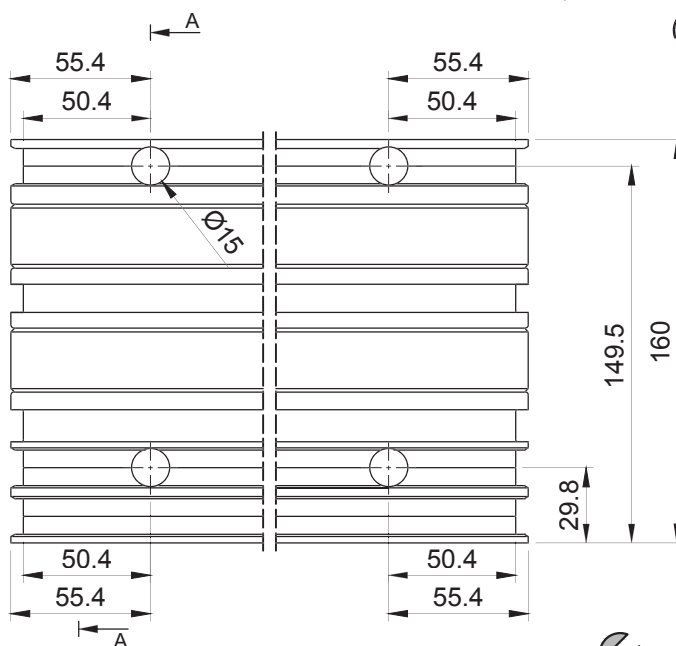
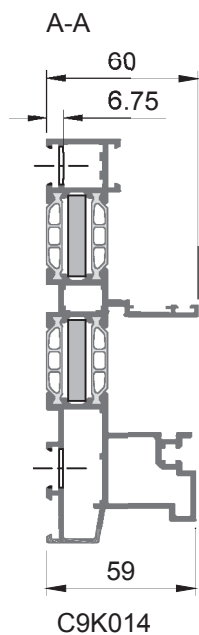
1 binario (C9K014) - Tagli 45°

OPERAZIONI SU TELAIO C9K014 PER SQUADRETTE

Lavorazione da effettuare con punzonatrice D5110000

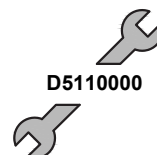


778-500



TG4122 B7

+ TG9011

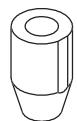


D5110000

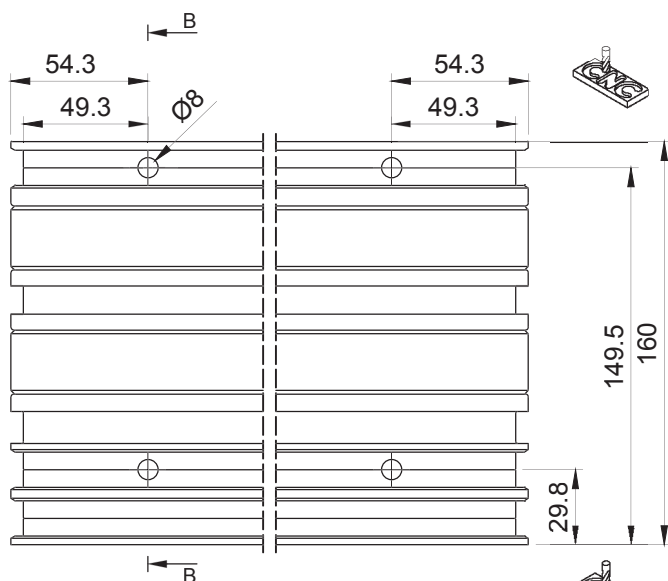
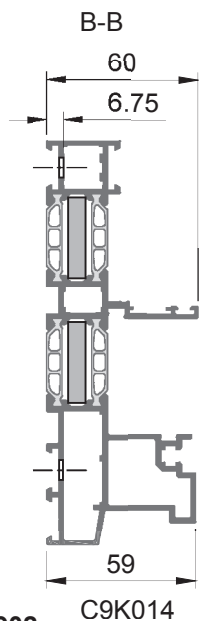


TG4122 B7

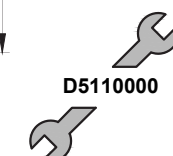
+ TG9011



71C011



TG4122 A8



D5110000

 C160-ASS-902

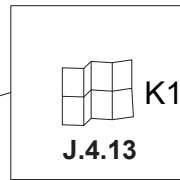
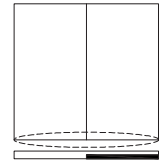
1 binario (C9K014) - Tagli 45°

PANORAMICA DRENAGGIO - TELAIO E C9K014 E PROFILATO DI ISOLAMENTO KU2065

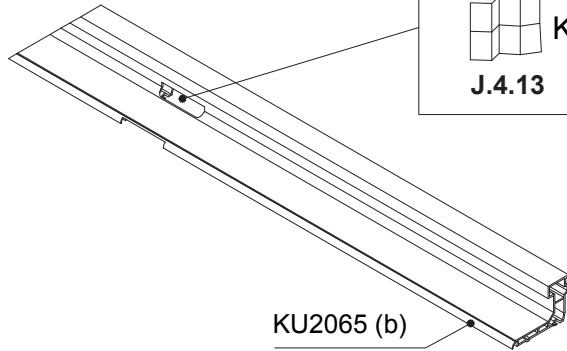
1 / 9



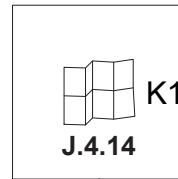
J.4.3 - C



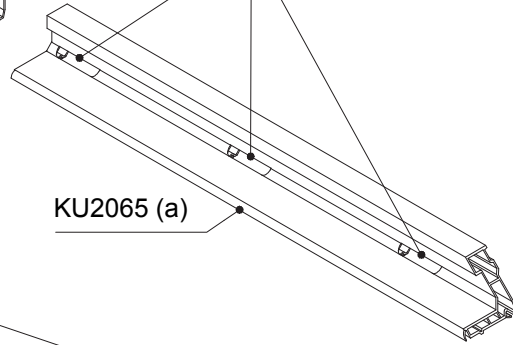
J.4.13



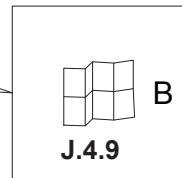
KU2065 (b)



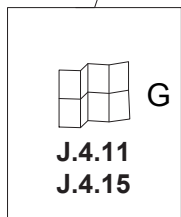
J.4.14



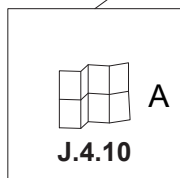
KU2065 (a)



J.4.9

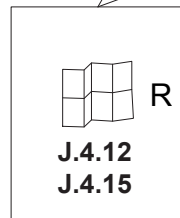


J.4.11
J.4.15

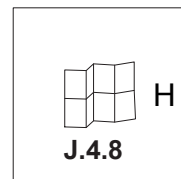


J.4.10

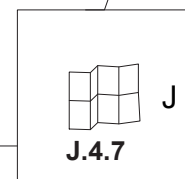
C9K014



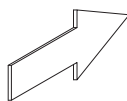
J.4.12
J.4.15




J.4.8



J.4.7

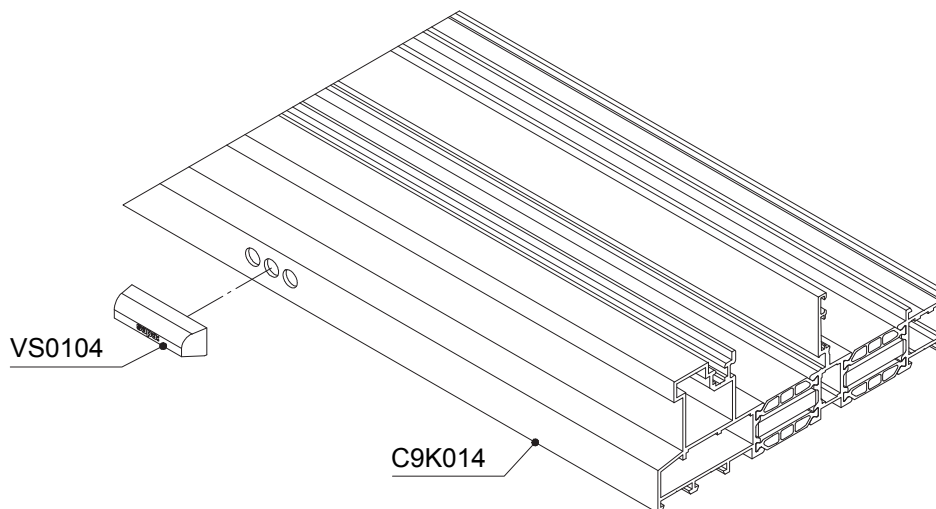
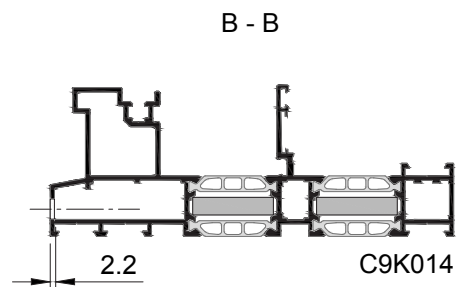
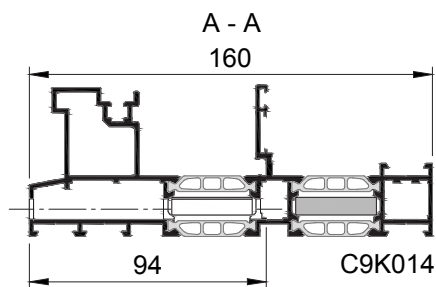
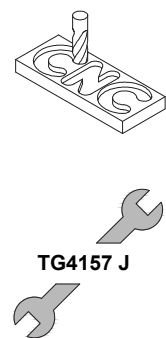
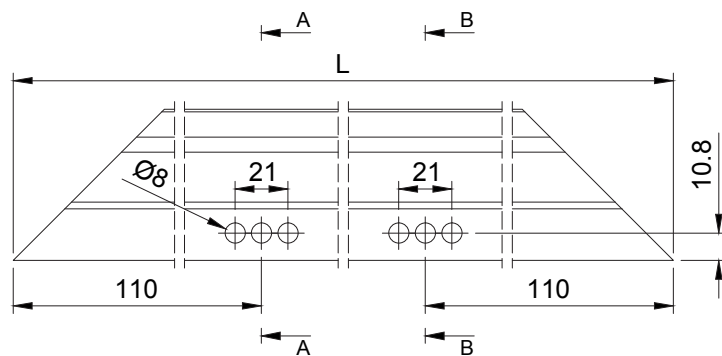
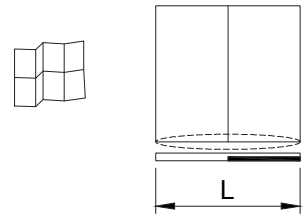


 C160-ASS-904

1 binario (C9K014) - Tagli 45°

TELAIO DI DRENAGGIO C9K014 - J

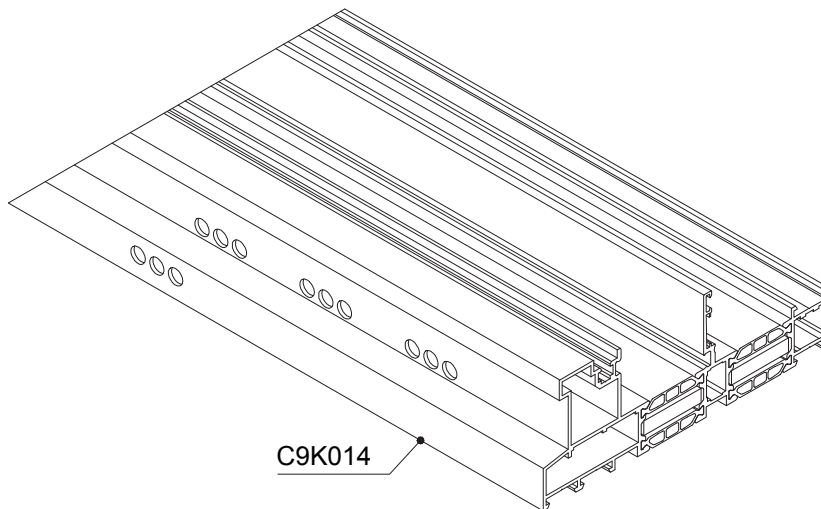
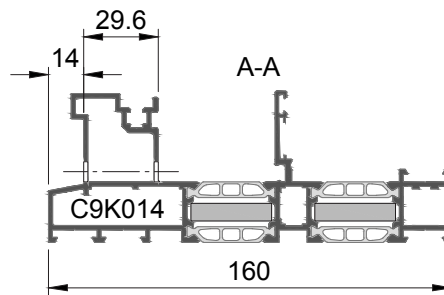
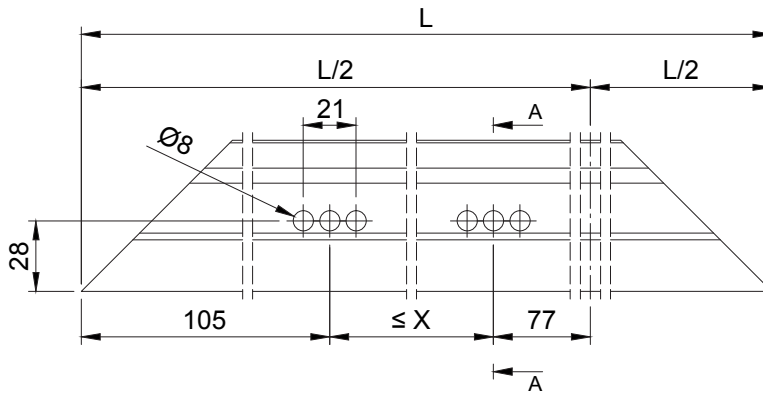
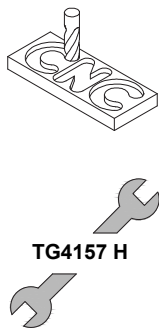
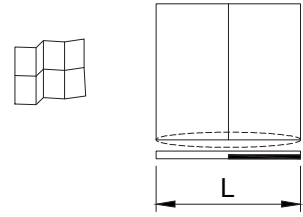
2 / 9




1 binario (C9K014) - Tagli 45°

TELAIO DI DRENAGGIO C9K014 - H

3 / 9

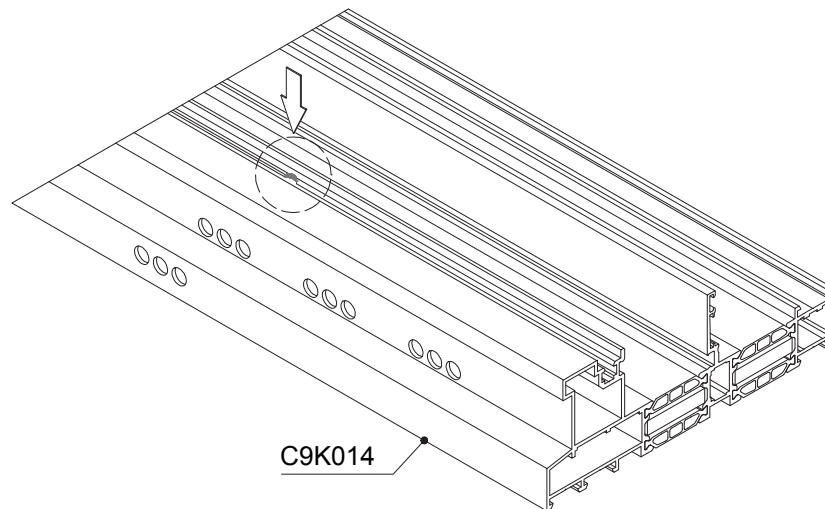
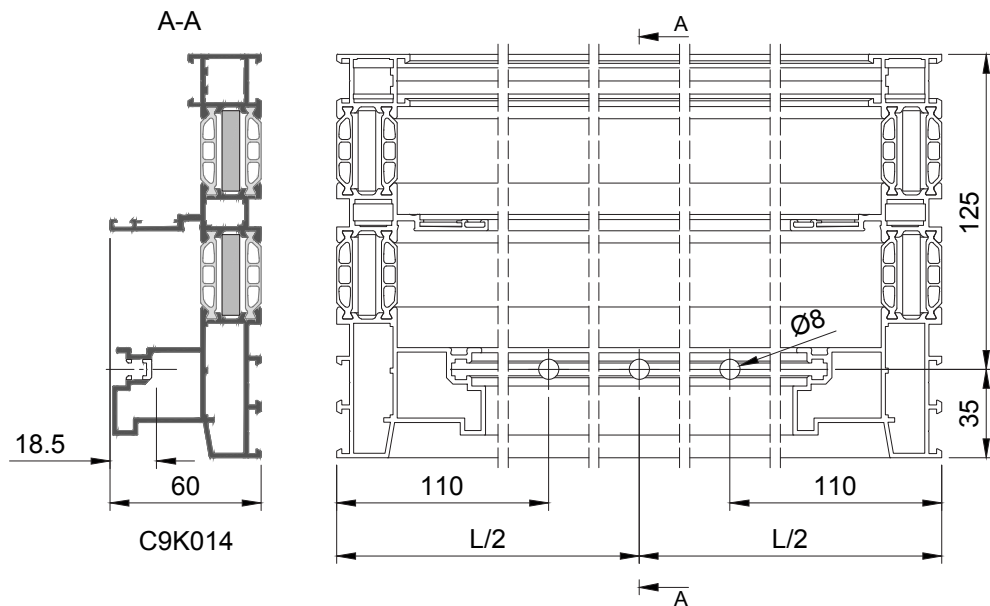
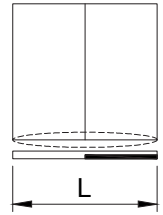


 C160-ASS-906

1 binario (C9K014) - Tagli 45°

TELAIO DI DRENAGGIO C9K014 - B

4 / 9



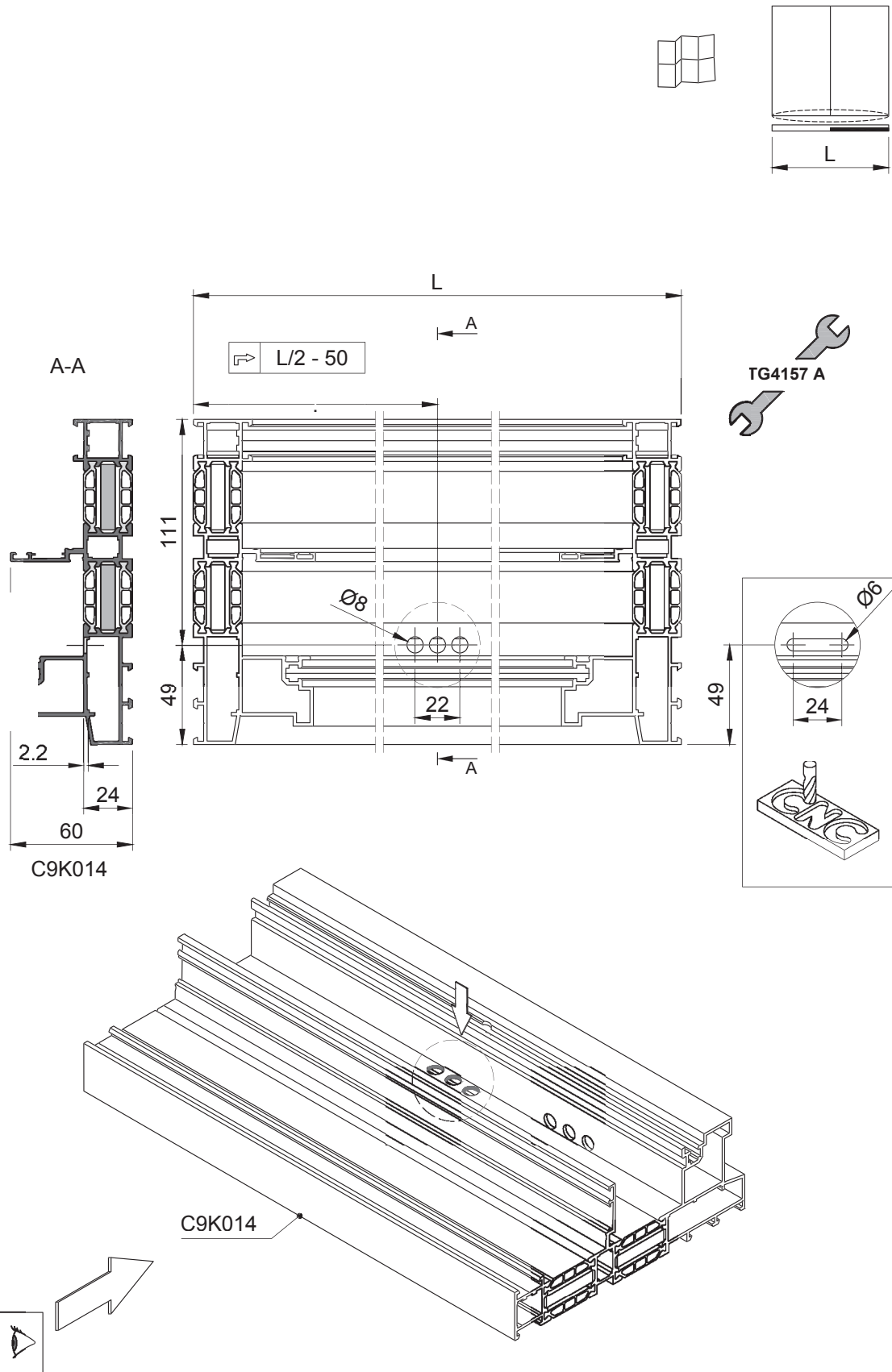
 C160-ASS-907

L - Ferramenta e disegni assemblaggio

1 binario (C9K014) - Tagli 45°

TELAIO DI DRENAGGIO C9K014- A

5 / 9

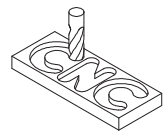
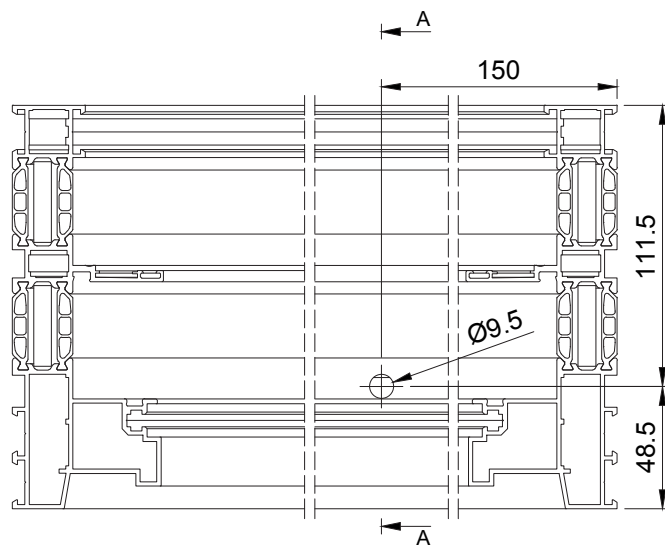
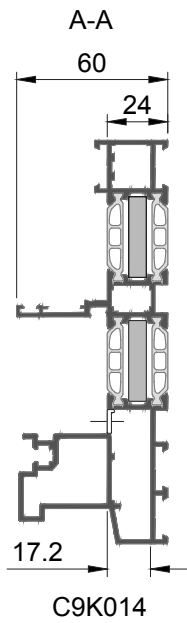
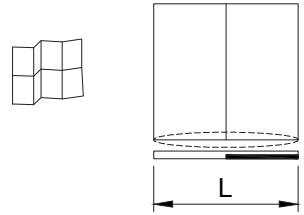


 C160-ASS-908

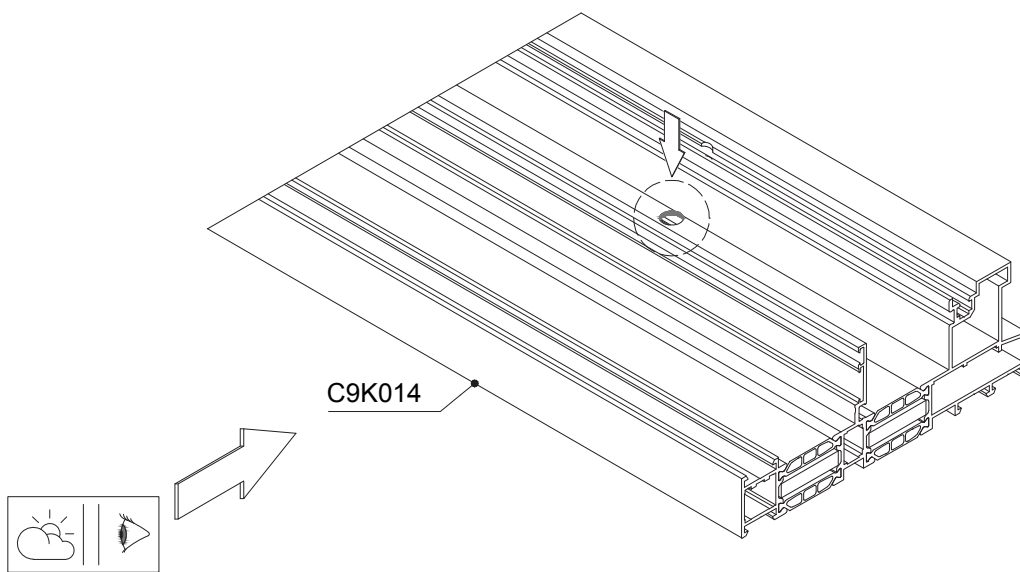
1 binario (C9K014) - Tagli 45°

TELAIO DI DRENAGGIO C9K014 - G

6 / 9



L - Ferramenta e disegni assemblaggio

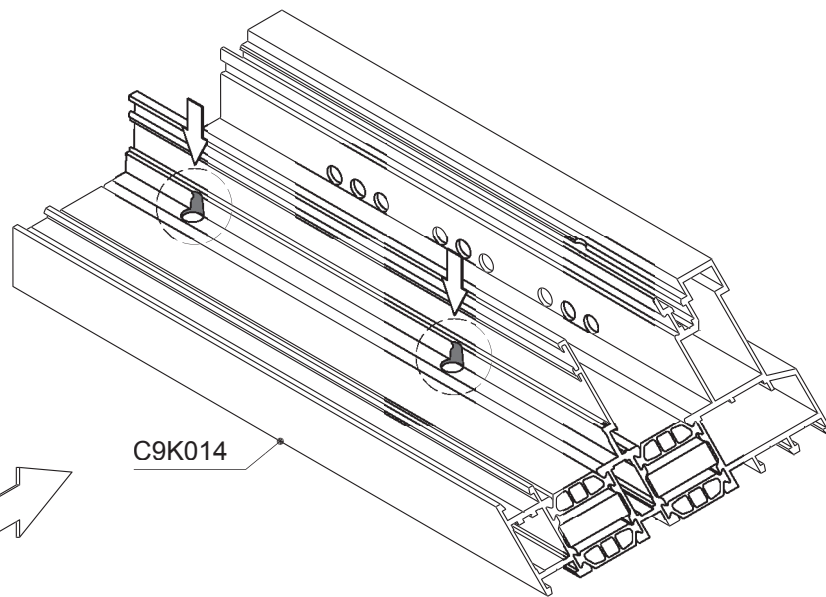
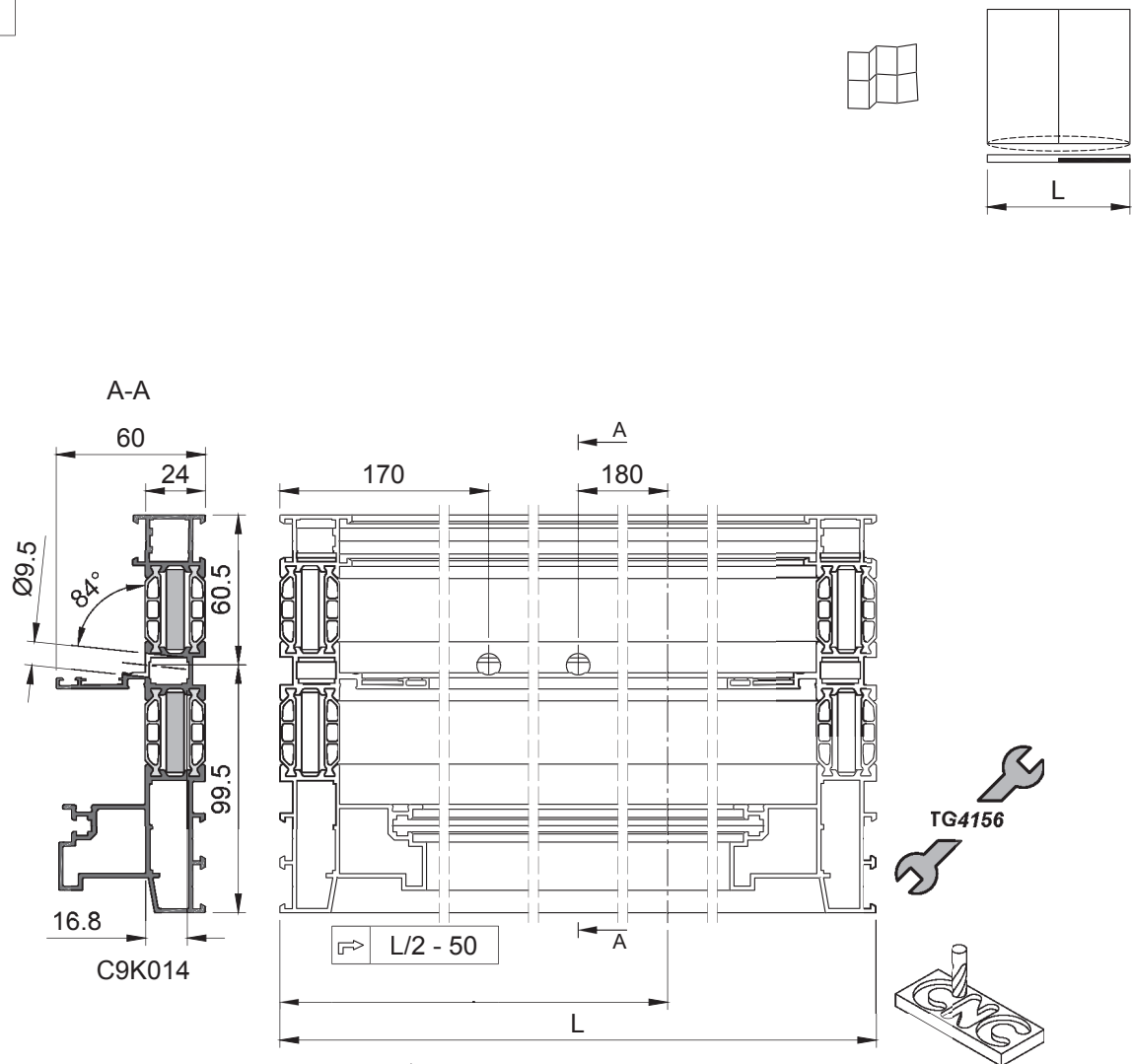


 C160-ASS-909

1 binario (C9K014) - Tagli 45°

TELAIO DI DRENAGGIO C9K014 - R

7 / 9

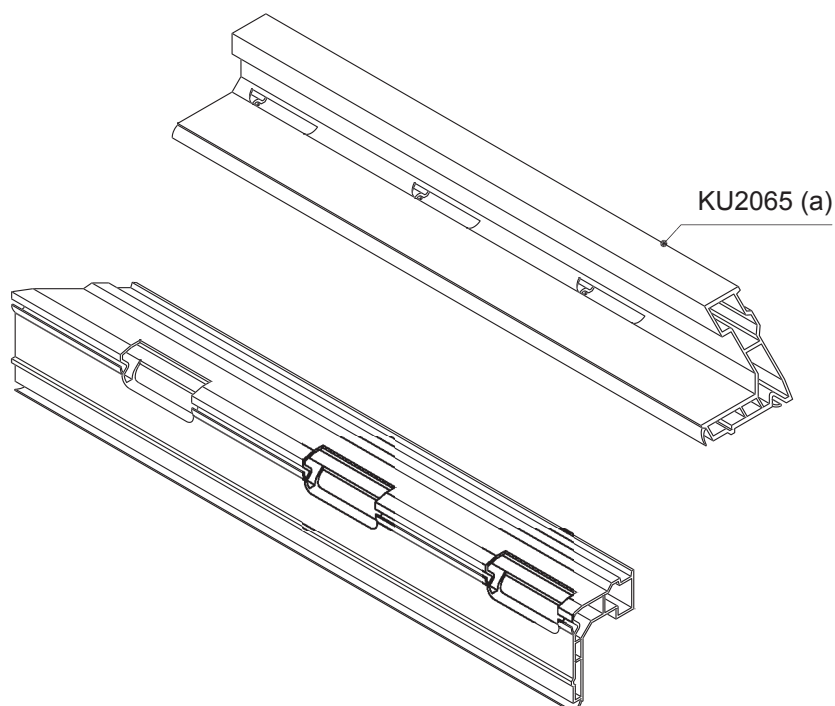
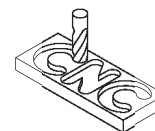
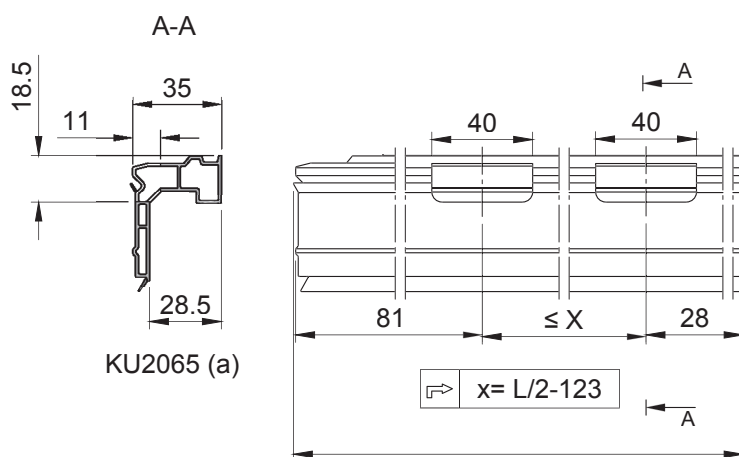
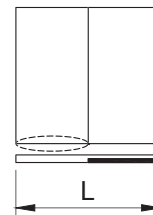


C160-ASS-910

1 binario (C9K014) - Tagli 45°

DRENAGGIO PROFILATO DI ISOLAMENTO KU2065 - K1

8 / 9

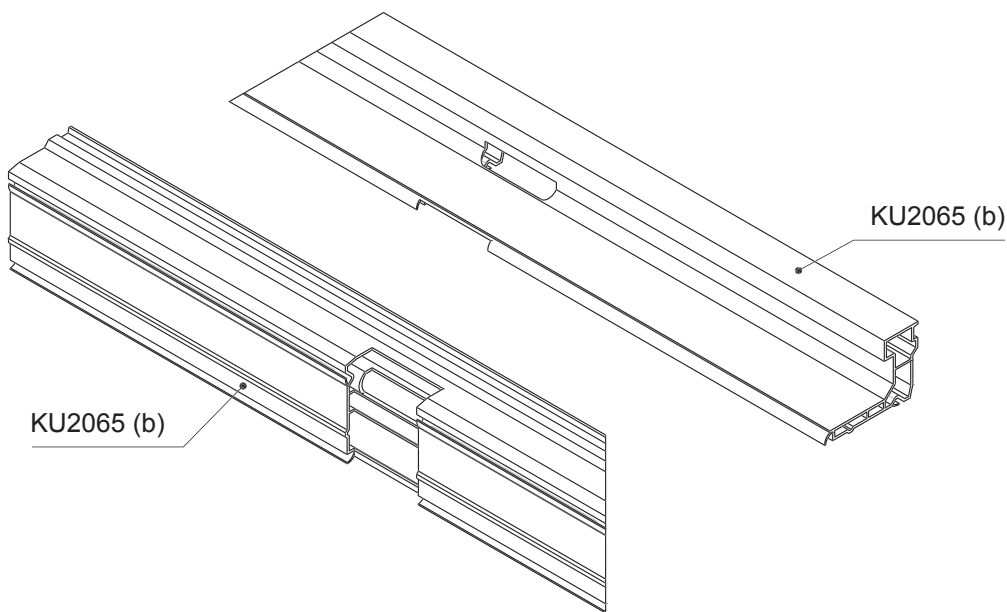
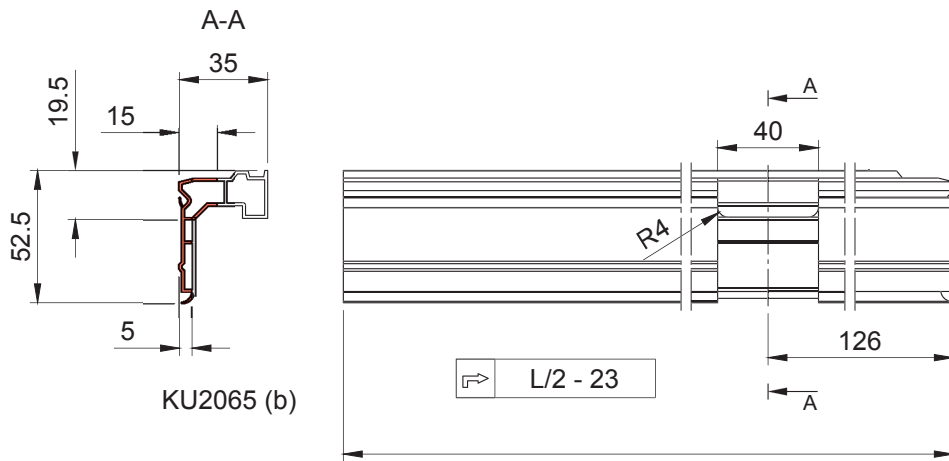
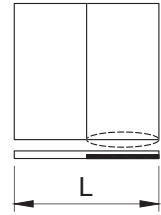


 C160-ASS-911

1 binario (C9K014) - Tagli 45°

DRENAGGIO PROFILATO DI ISOLAMENTO KU2065 - K2

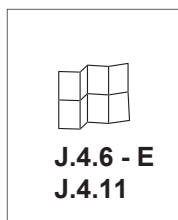

9 / 9



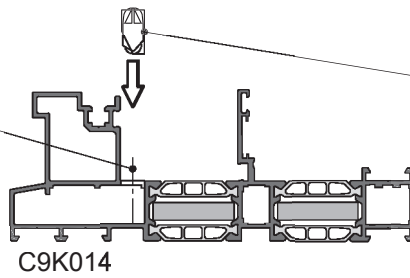
 C160-ASS-912

1 binario (C9K014) - Tagli 45°

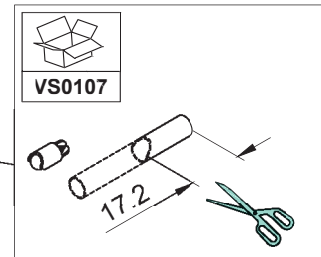
ASSEMBLAGGIO VALVOLA VS0107 E PROFILATO DI ISOLAMENTO KU2065 SU TELAIO C9K014 - INFERIORE



J.4.6 - E
J.4.11

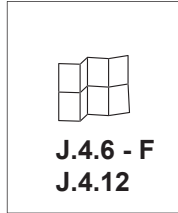


C9K014

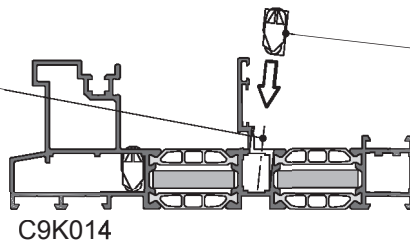


VS0107

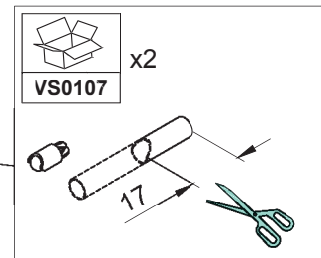
17.2



J.4.6 - F
J.4.12

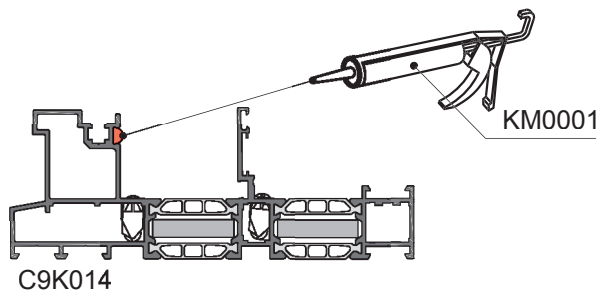


C9K014



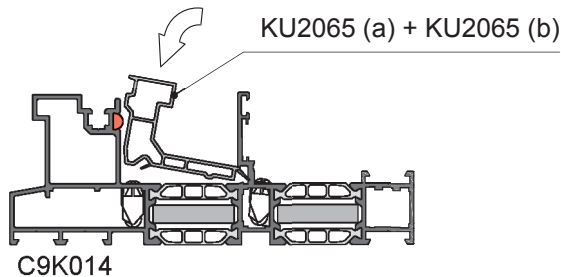
VS0107 x2

17



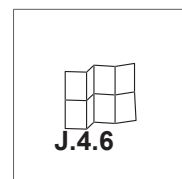
KM0001

C9K014



KU2065 (a) + KU2065 (b)

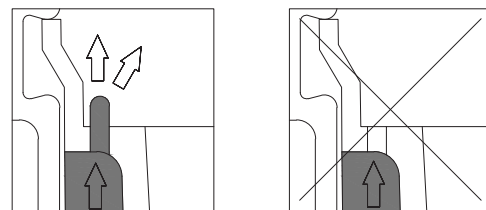
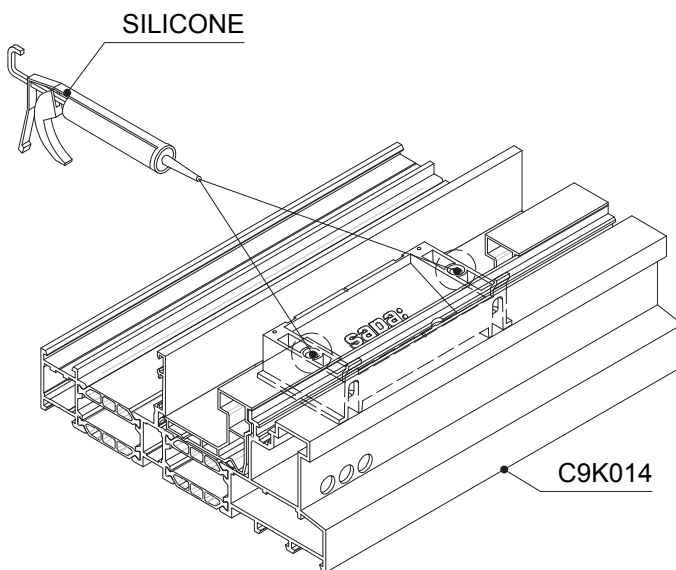
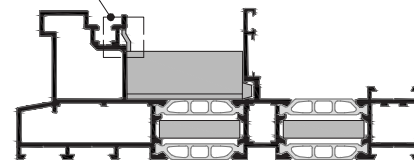
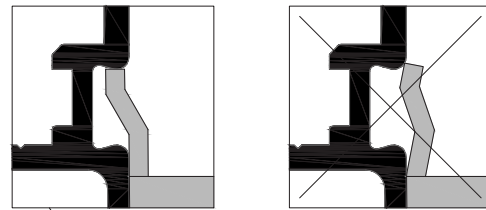
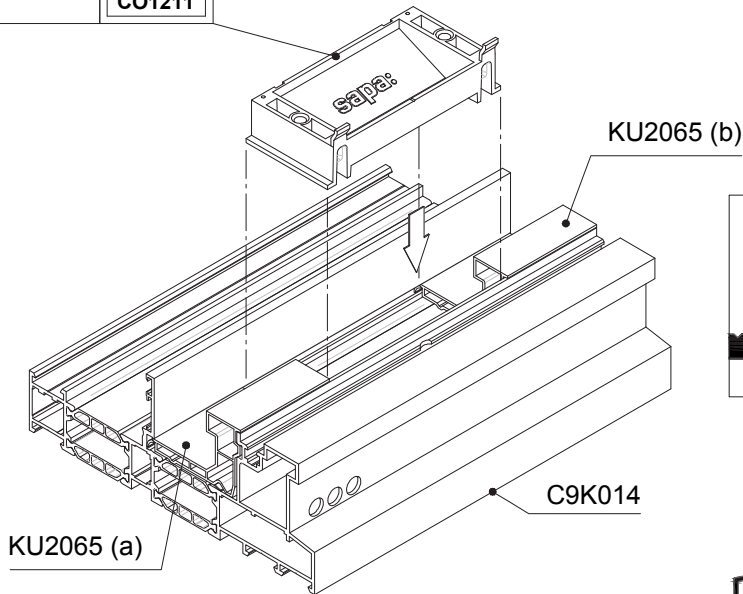
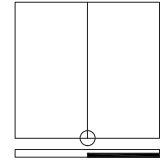
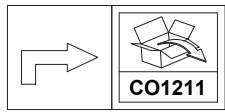
C9K014



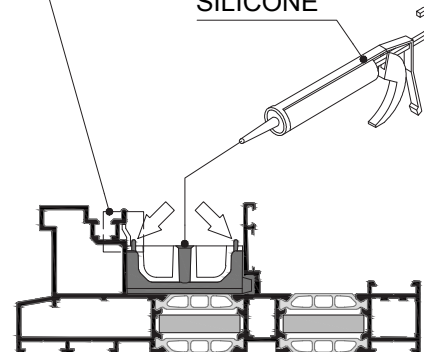
J.4.6

1 binario (C9K014) - Tagli 45°

ASSEMBLAGGIO TAPPO DI TENUTA CO1211 SU TELAIO C9K014 - INFERIORE



SILICONE

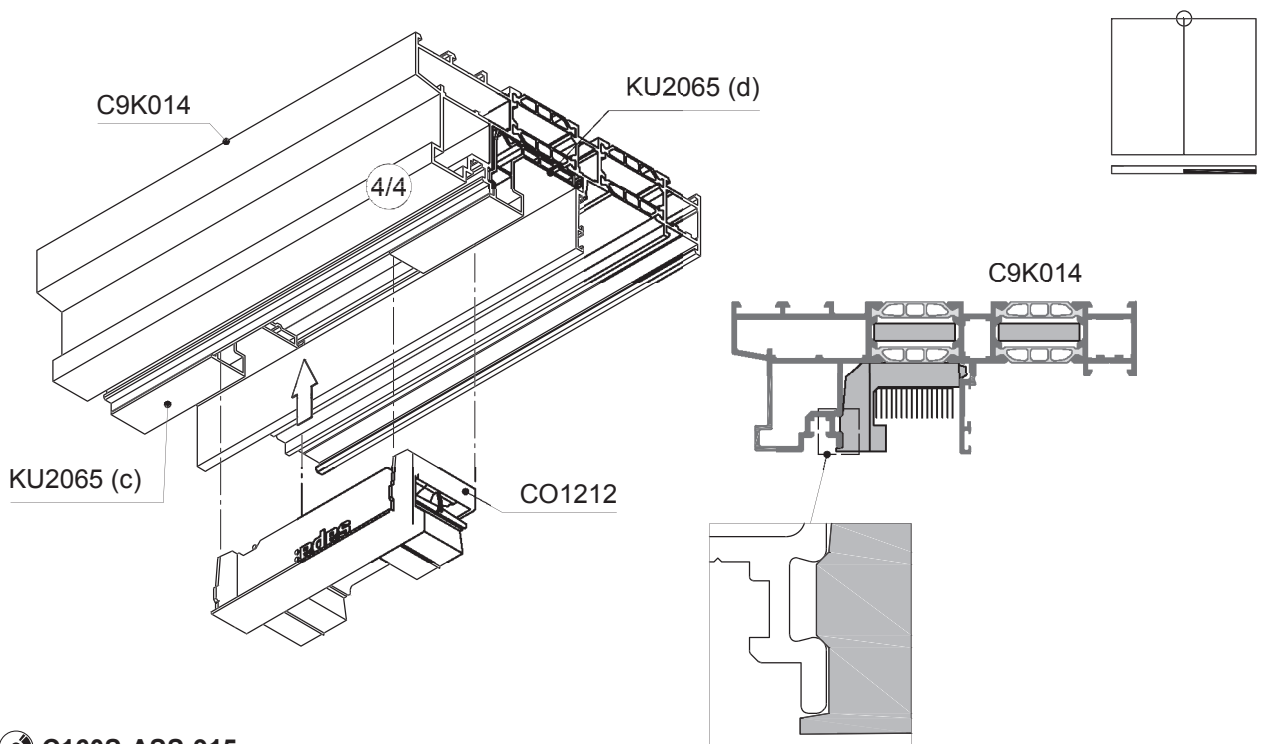
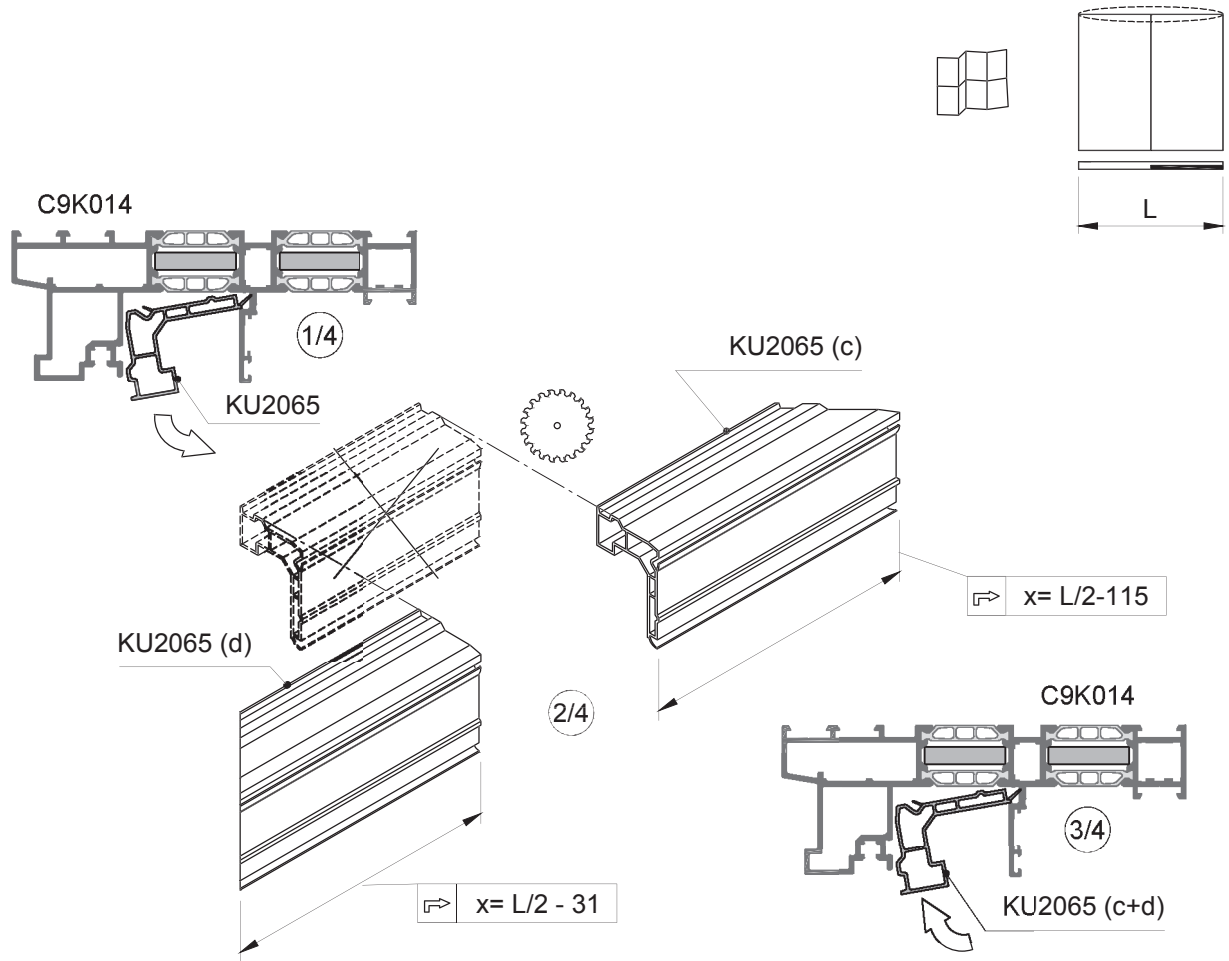


 **C160-ASS-914**

L'elemento è sigillato quando il silicone esce dai bordi.

1 binario (C9K014) - Tagli 45°

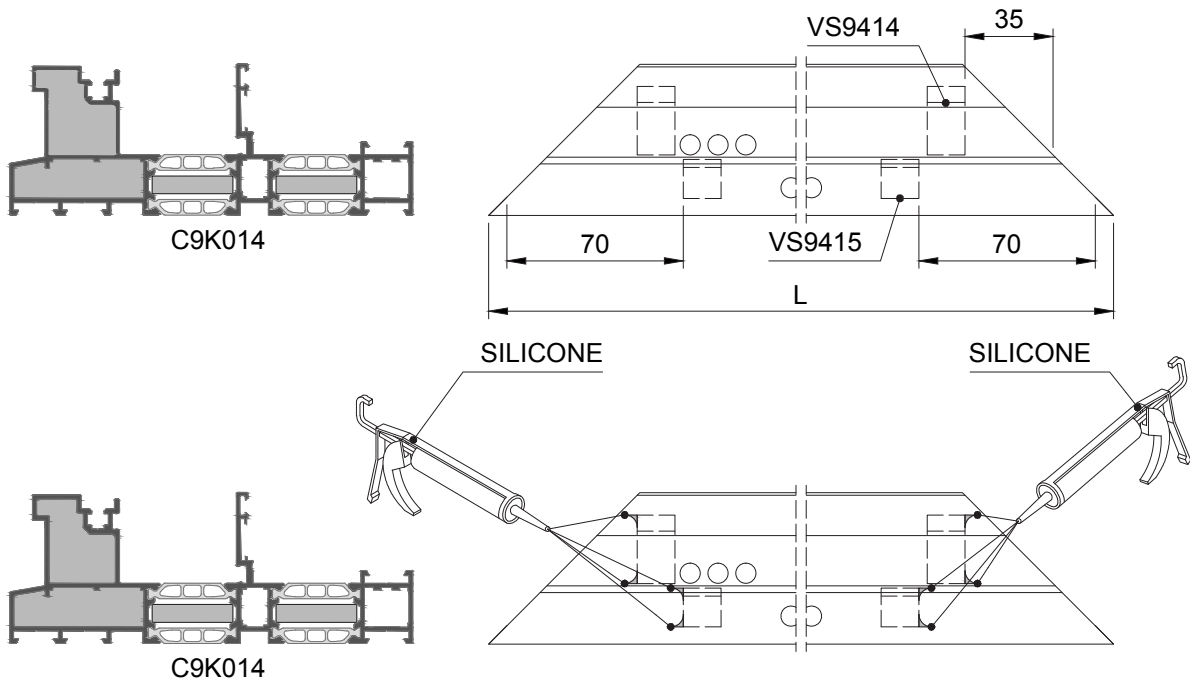
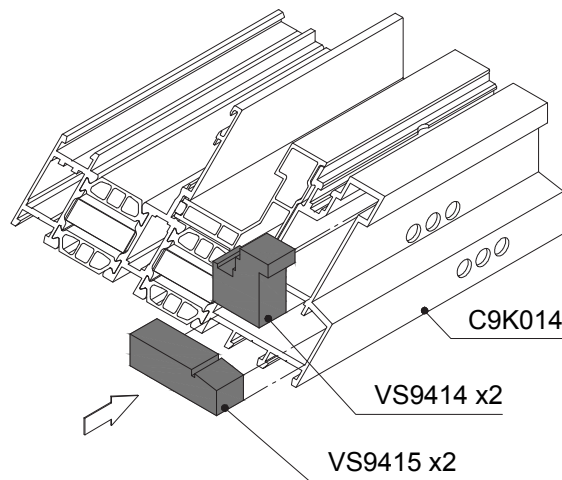
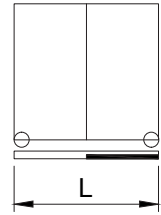
ASSEMBLAGGIO TAPPO DI TENUTA CO1212 E OPERAZIONI KU2065 ON FRAME C9K014 - SUPERIORE




 C160S-ASS-915

1 binario (C9K014) - Tagli 45°

ASSEMBLAGGIO TAPPO DI TENUTA VS9414/VS9415 NEL PROFILATO C9K014 - INFERIORE

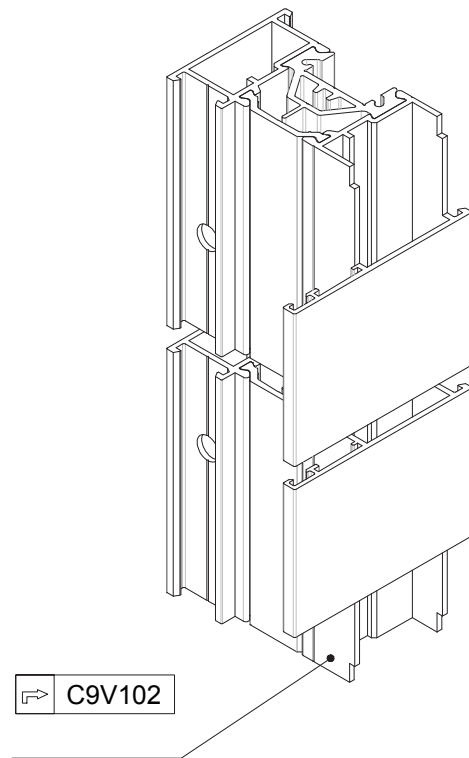
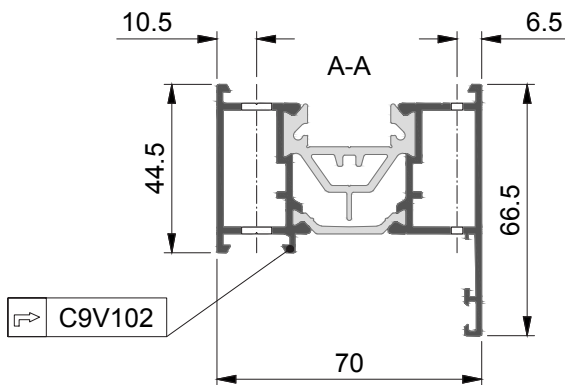
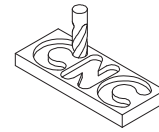
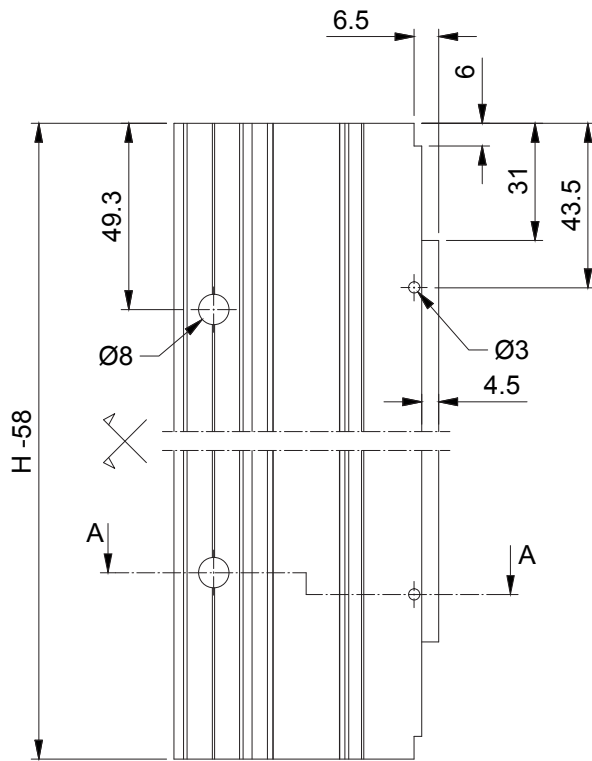
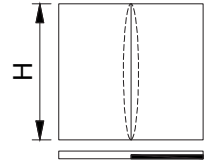


 C160-ASS-916

1 binario (C9K014) - Tagli 45°

OPERAZIONE SU TRAVERSO - ANTA C9V102

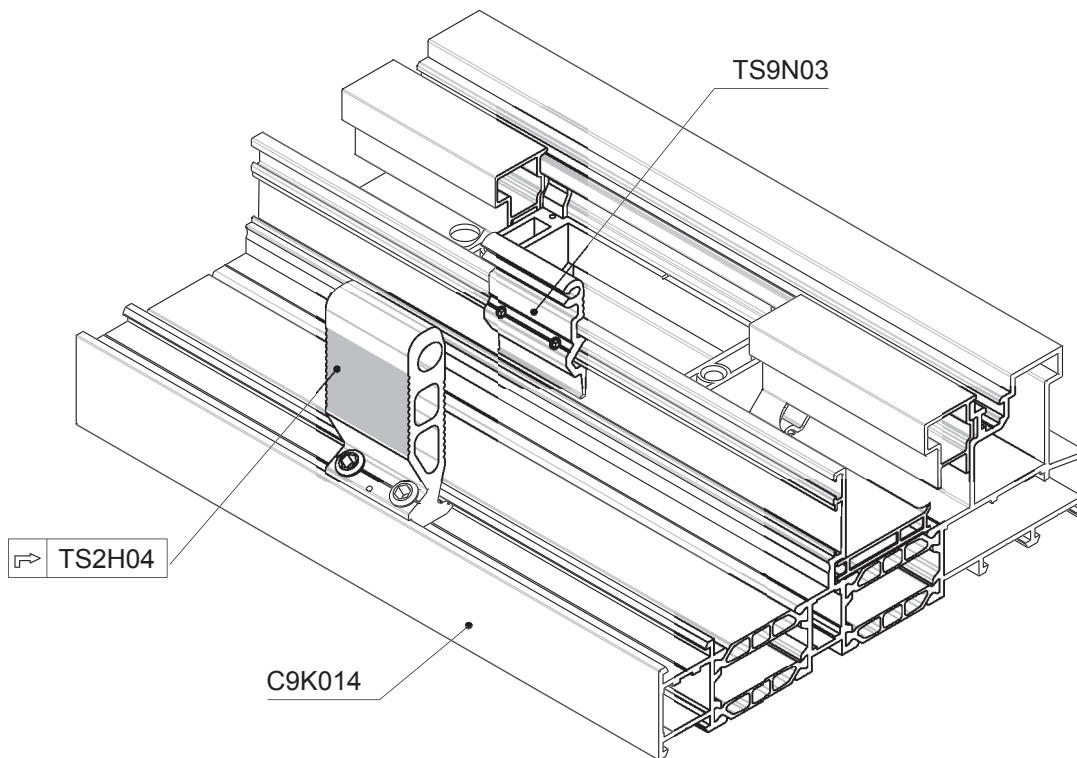
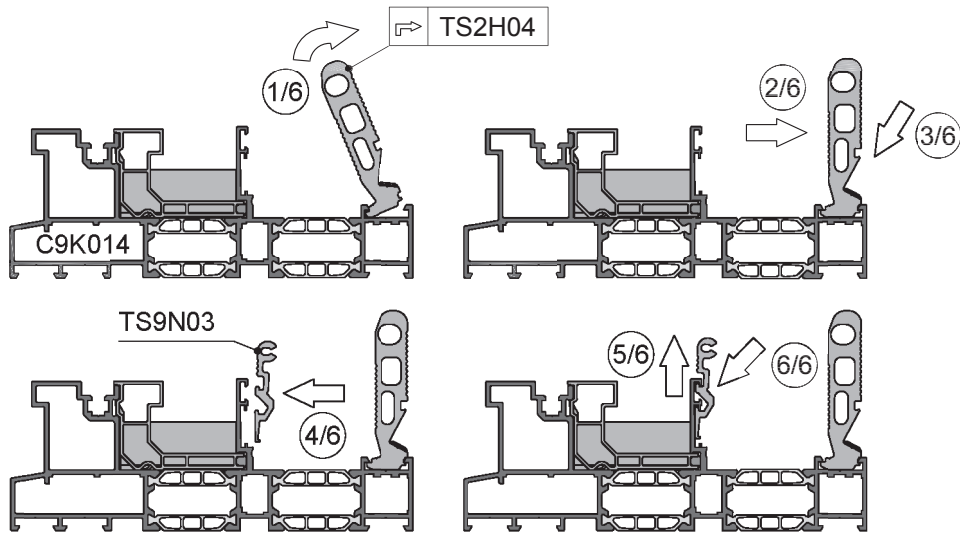
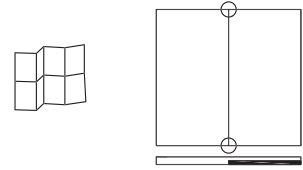
1 / 5



1 binario (C9K014) - Tagli 45°

ASSEMBLAGGIO CAVALLOTTI TS9N03 E TS2H04

2 / 5

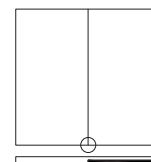
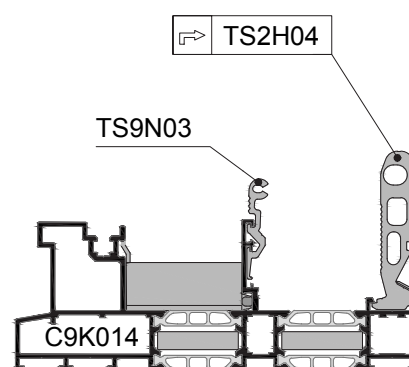
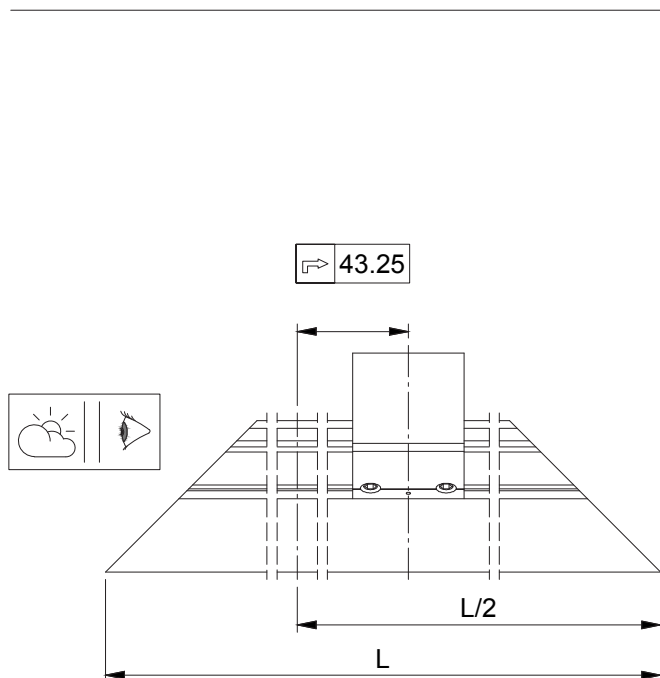
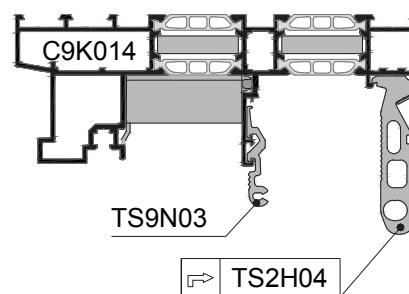
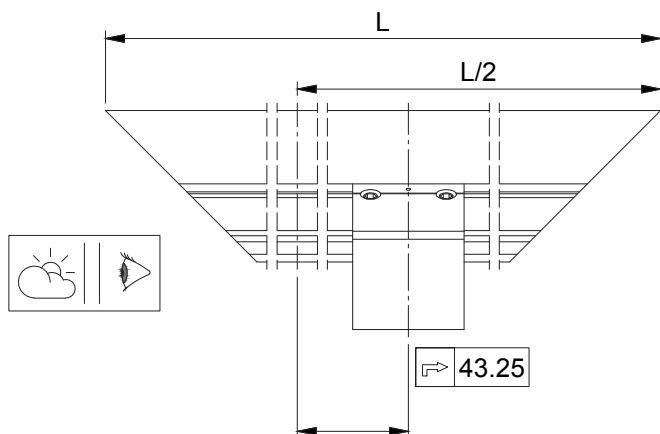
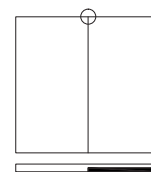


 C160S-ASS-920

1 binario (C9K014) - Tagli 45°

ASSEMBLAGGIO CAVALLOTTI

3 / 5



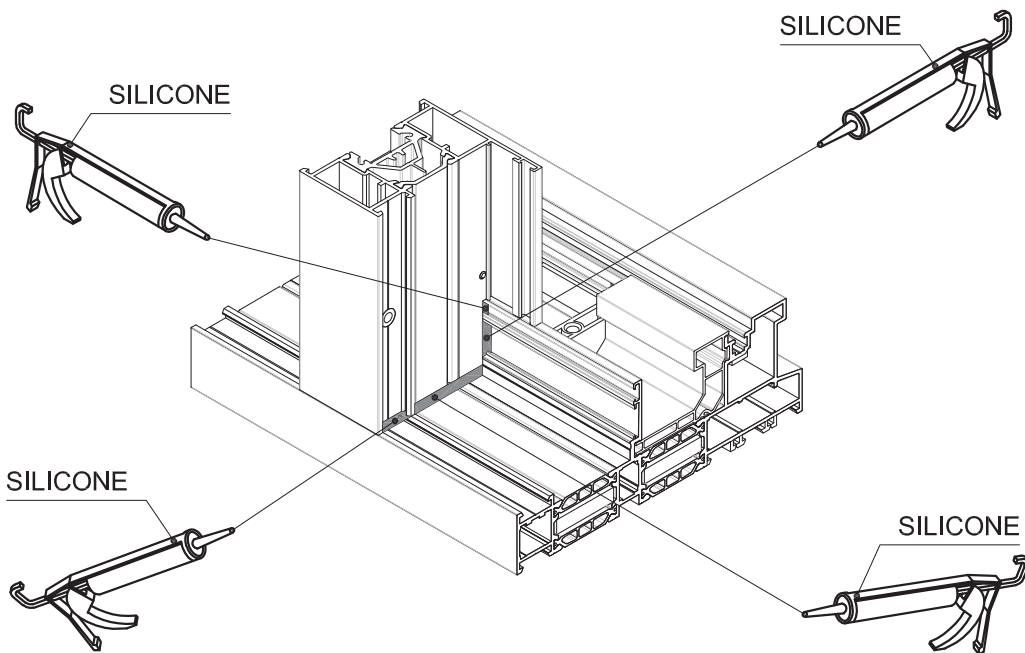
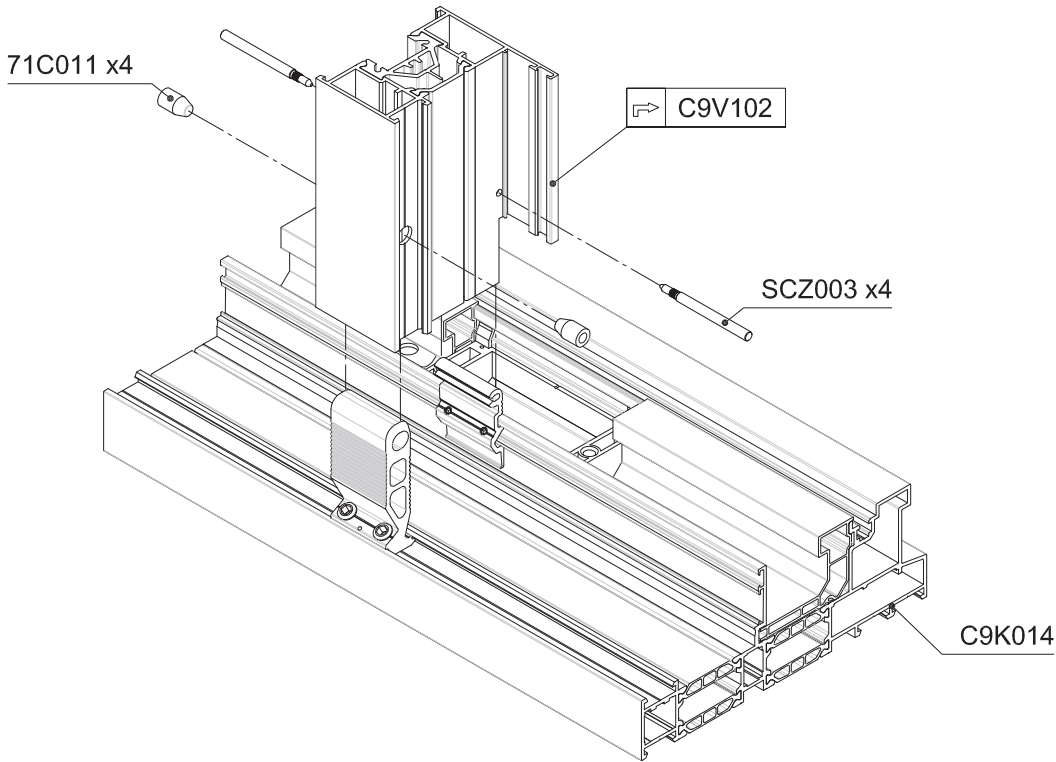
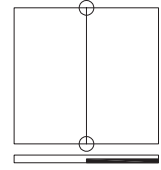
 C160S-ASS-921


Domal C160 Smartline

1 binario (C9K014) - Tagli 45°

ASSEMBLAGGIO E SIGILLATURA CAVALLOTTI

4 / 5

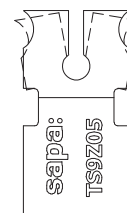
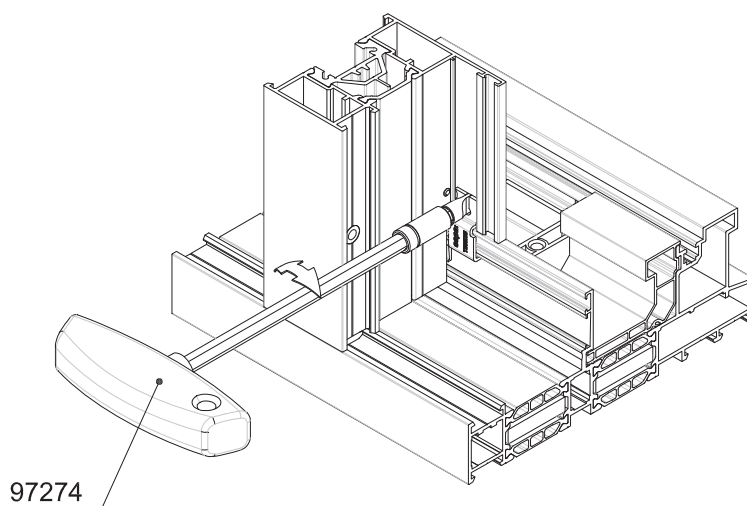
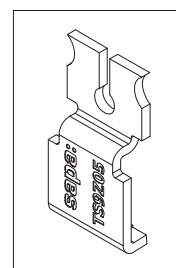
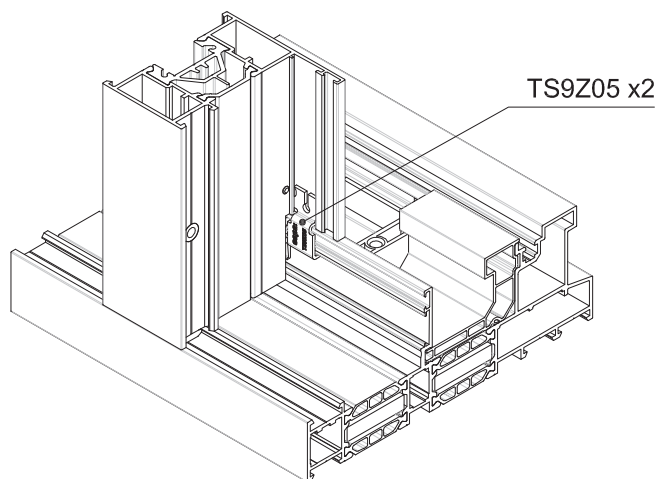
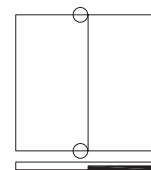


 C160S-ASS-933

1 binario (C9K014) - Tagli 45°

ASSEMBLAGGIO CAVALLOTTO TS9Z05

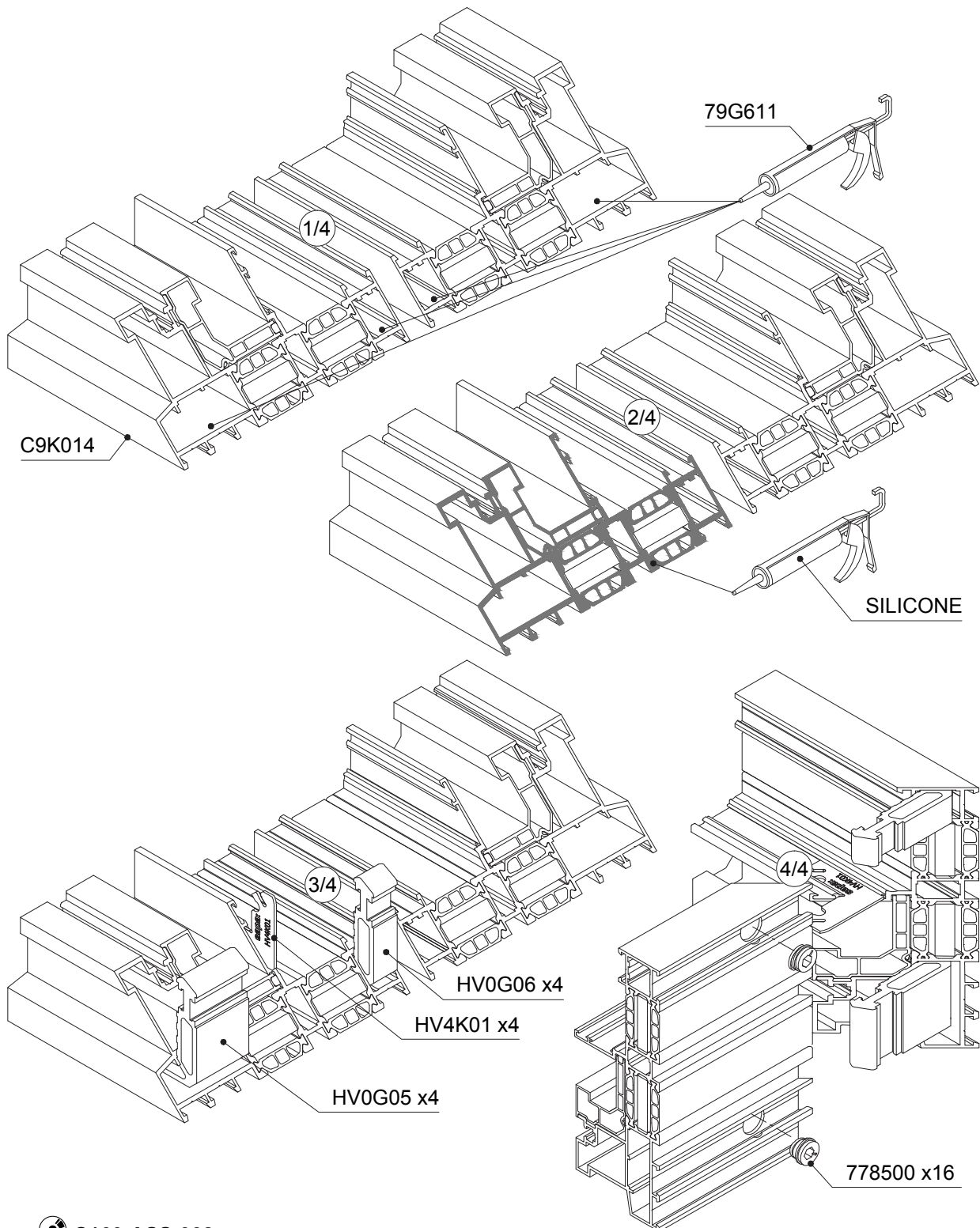
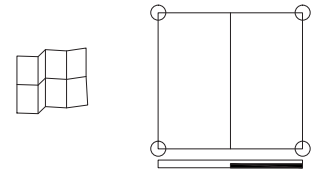
5 / 5



 C160S-ASS-924

1 binario (C9K014) - Tagli 45°

ASSEMBLAGGIO SU TELAIO C9K014 CON SQUADRETTE - ECCENTRICI

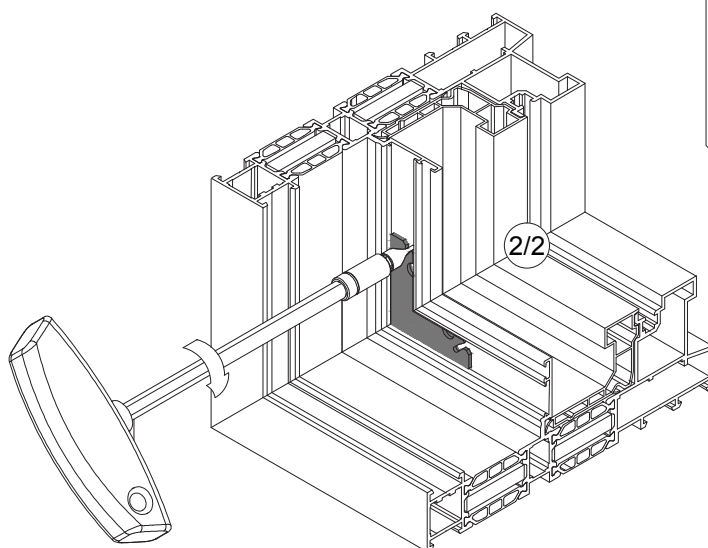
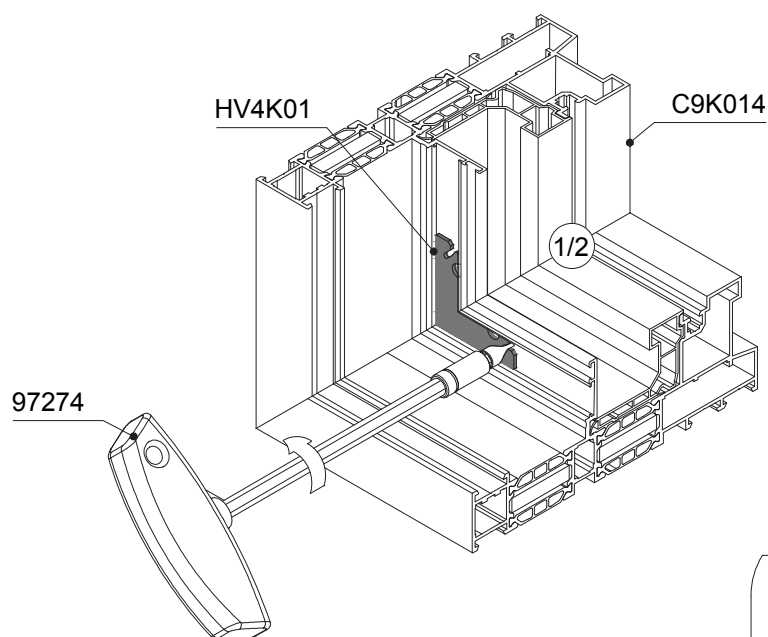
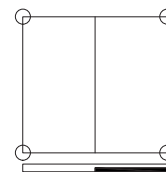


 C160-ASS-938

I rostri vanno inseriti nel profilato verticale C9K014 prima di questo passaggio, vedere pagina L185

1 binario (C9K014) - Tagli 45°

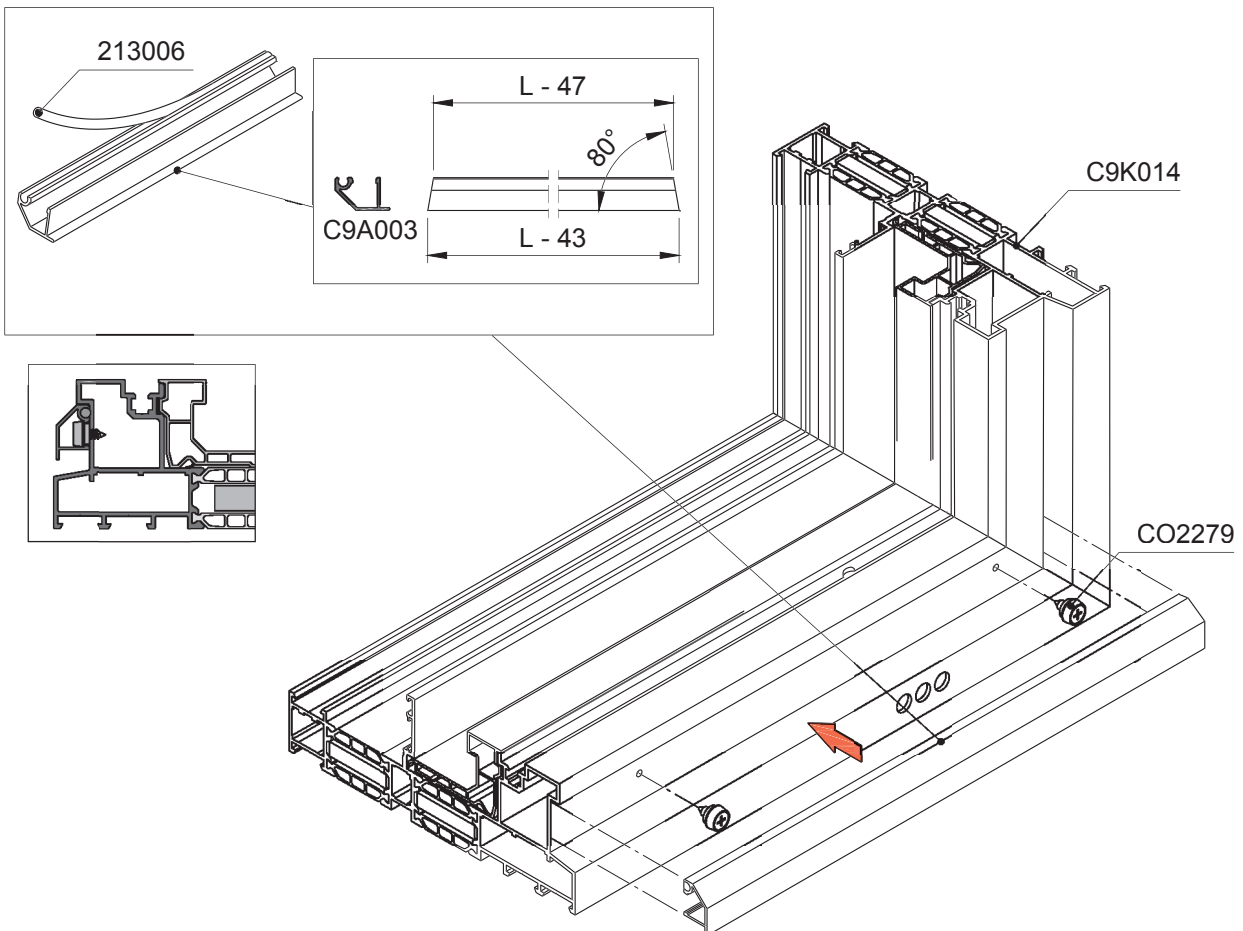
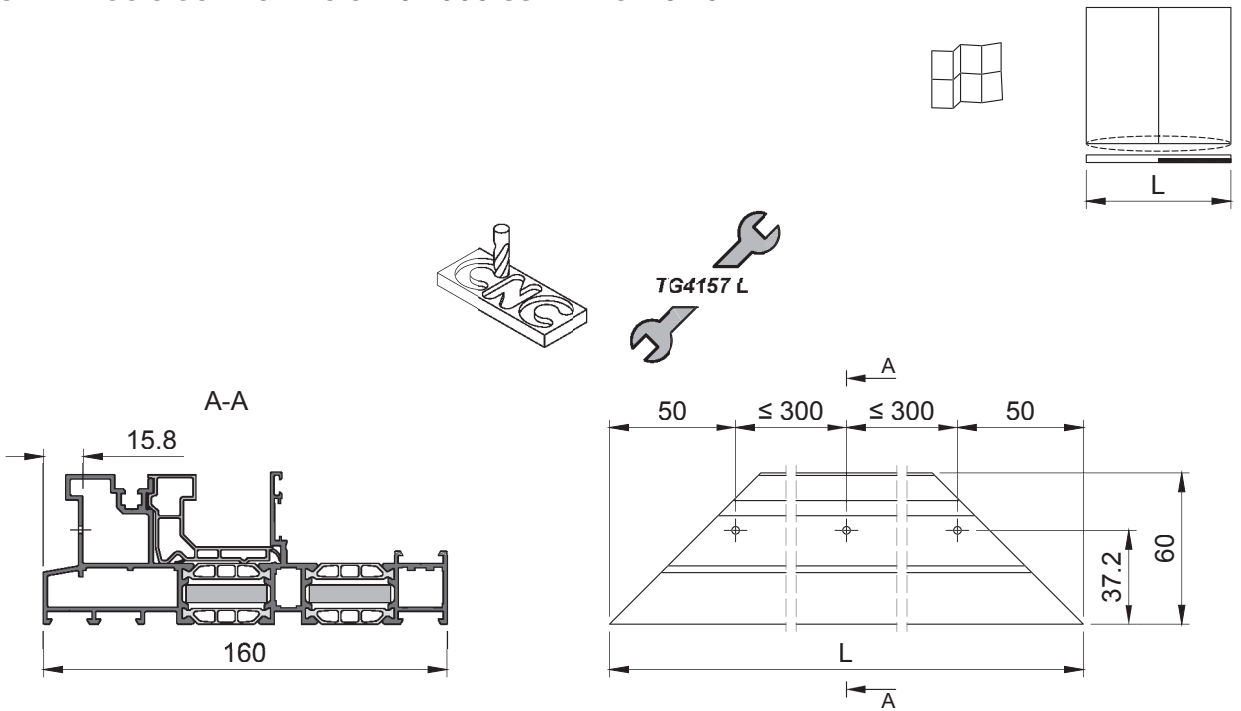
ASSEMBLAGGIO SU TELAIO C9K014 CON SQUADRETTE - HV4K01



 C160-ASS-925

1 binario (C9K014) - Tagli 45°

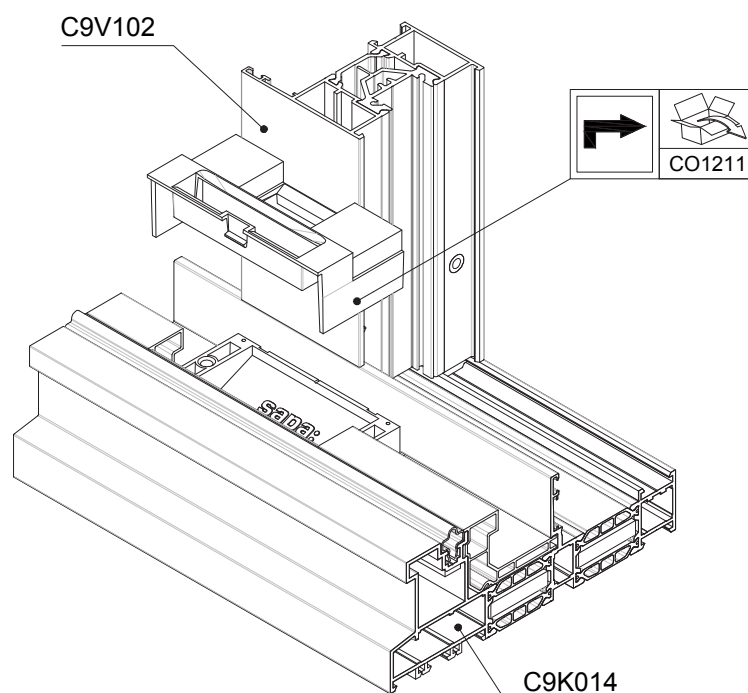
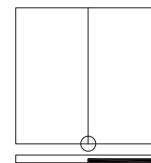
ASSEMBLAGGIO GOCCIOLATOIO C9A003 SU TELAIO C9K014



 C160-ASS-967

1 binario (C9K014) - Tagli 45°

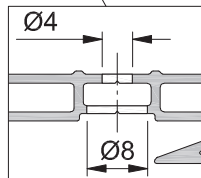
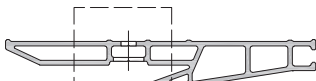
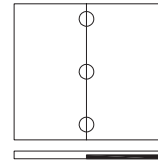
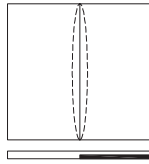
ASSEMBLAGGIO TAPPI DI TENUTA CO1211 SU TELAIO C9K014 - INFERIORE



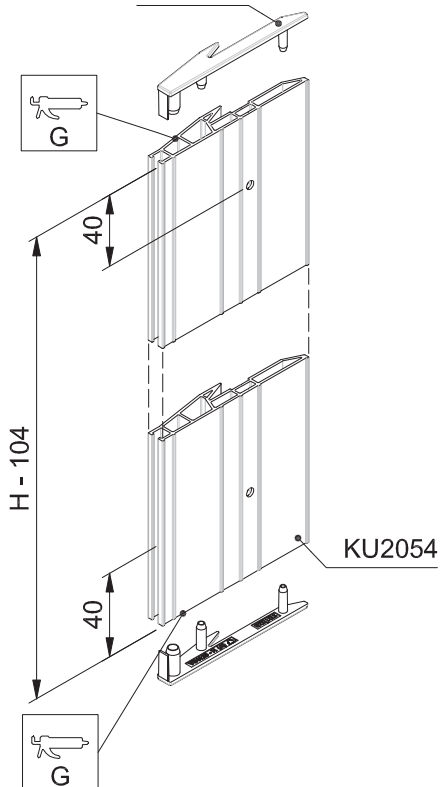
1 binario (C9K014) - Tagli 45°

ASSEMBLAGGIO INCONTRO

1 / 5

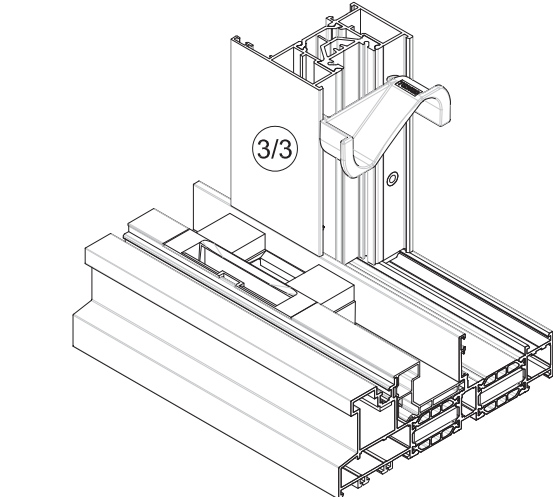
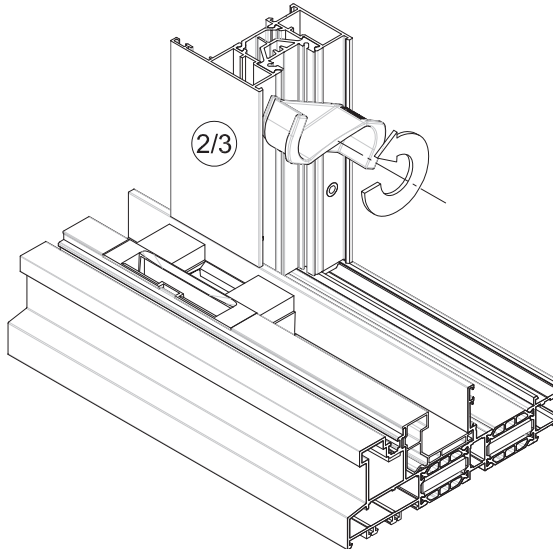
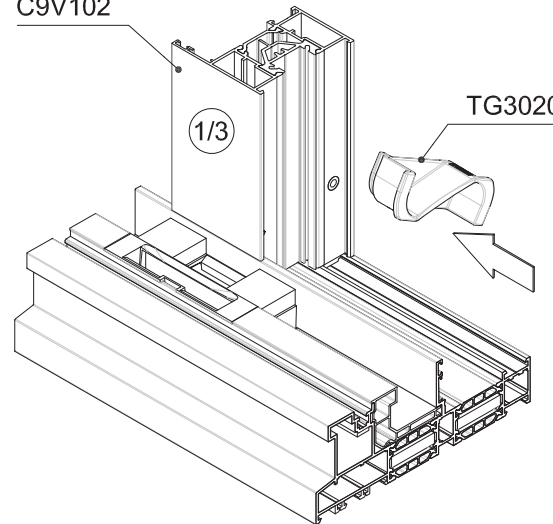


VS4125



C9V102

TG3020

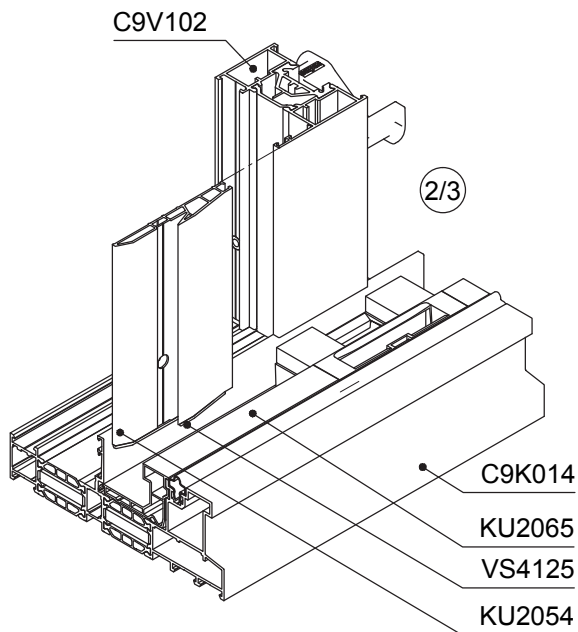
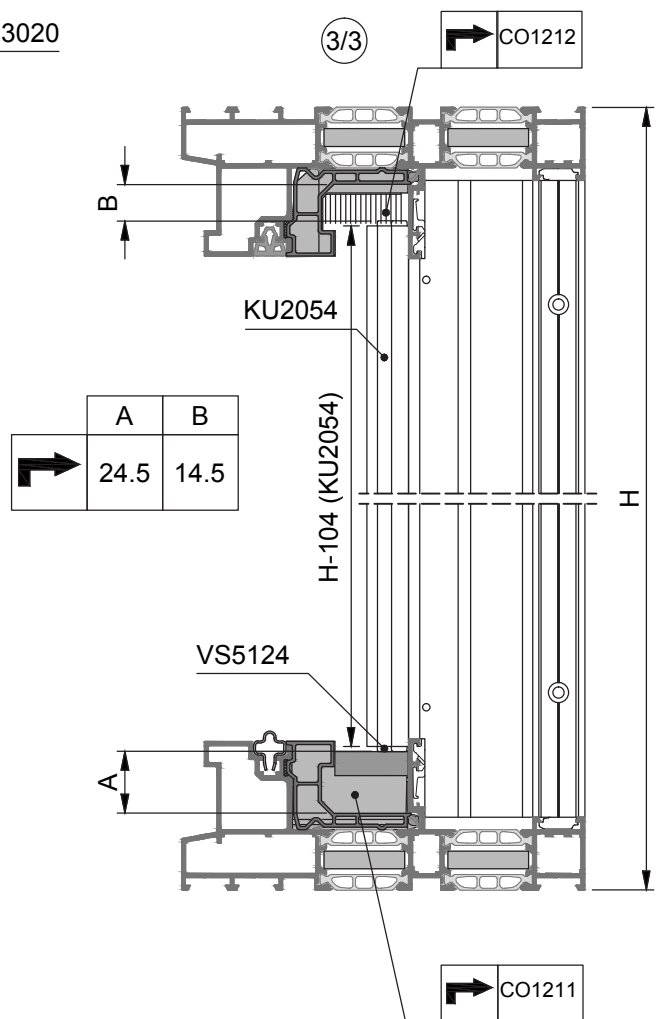
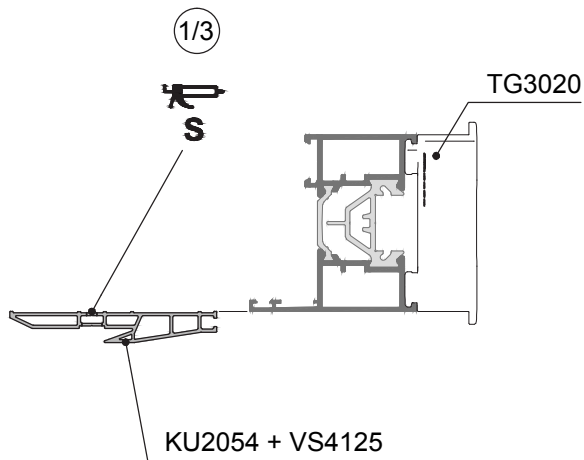
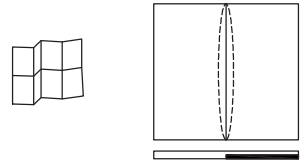



C160S-ASS-930

1 binario (C9K014) - Tagli 45°

ASSEMBLAGGIO INCONTRO

2 / 5

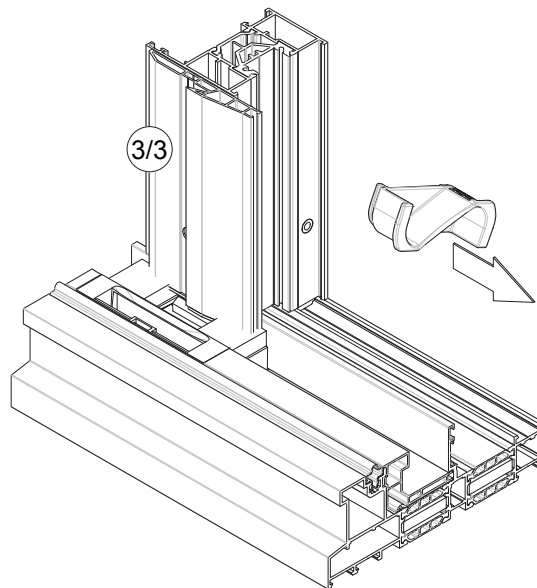
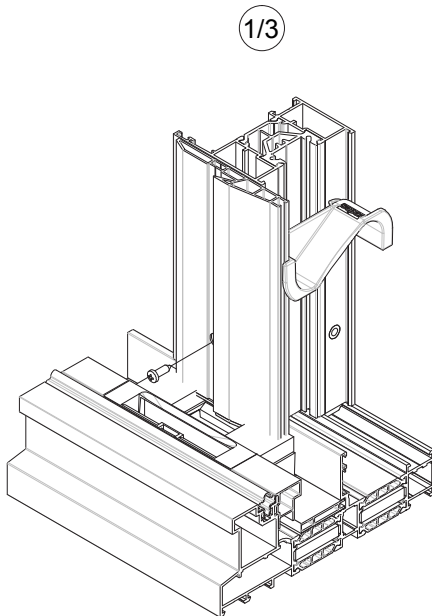
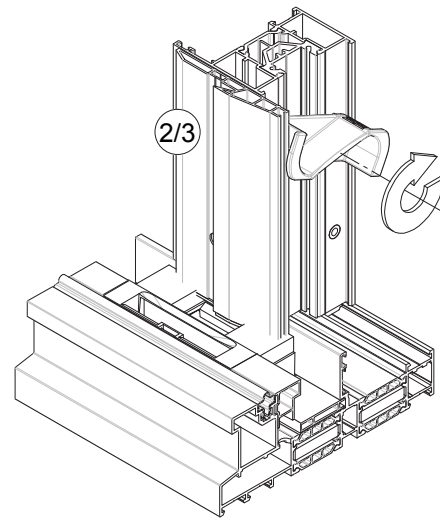
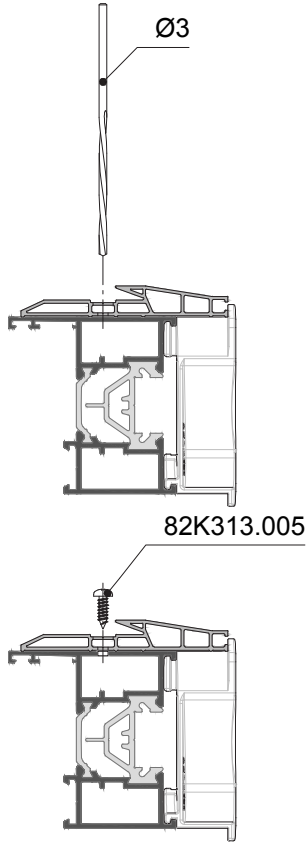
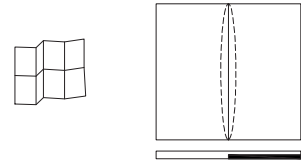



 C160S-ASS-931
Usare le viti nere 82K313.005.

1 binario (C9K014) - Tagli 45°

ASSEMBLAGGIO INCONTRO

3 / 5

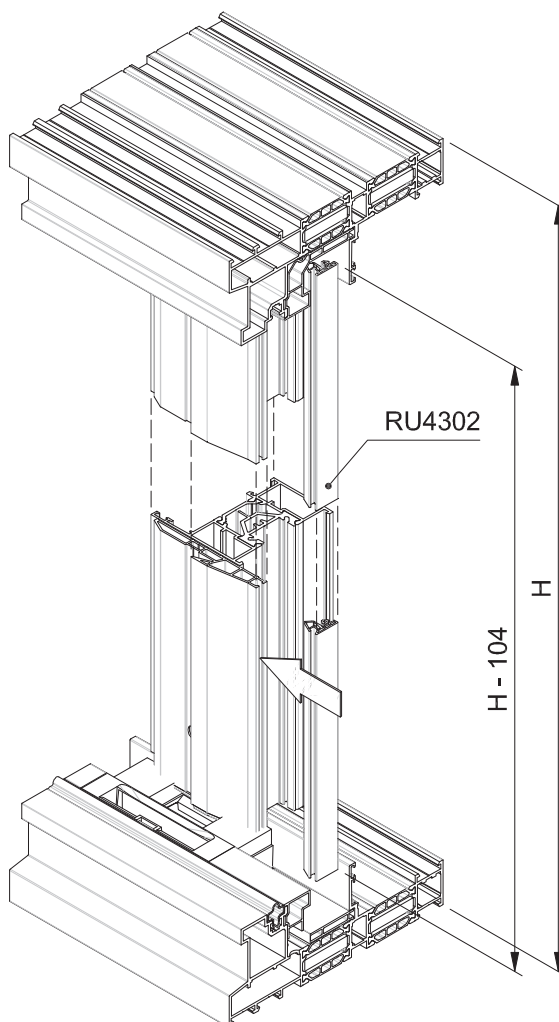
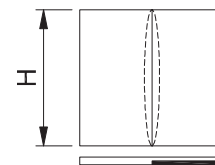


 C160S-ASS-934
Usare viti nere 82K313.005.

1 binario (C9K014) - Tagli 45°

ASSEMBLAGGIO RU4302 ED ISOLAMENTO BT6013

4 / 5



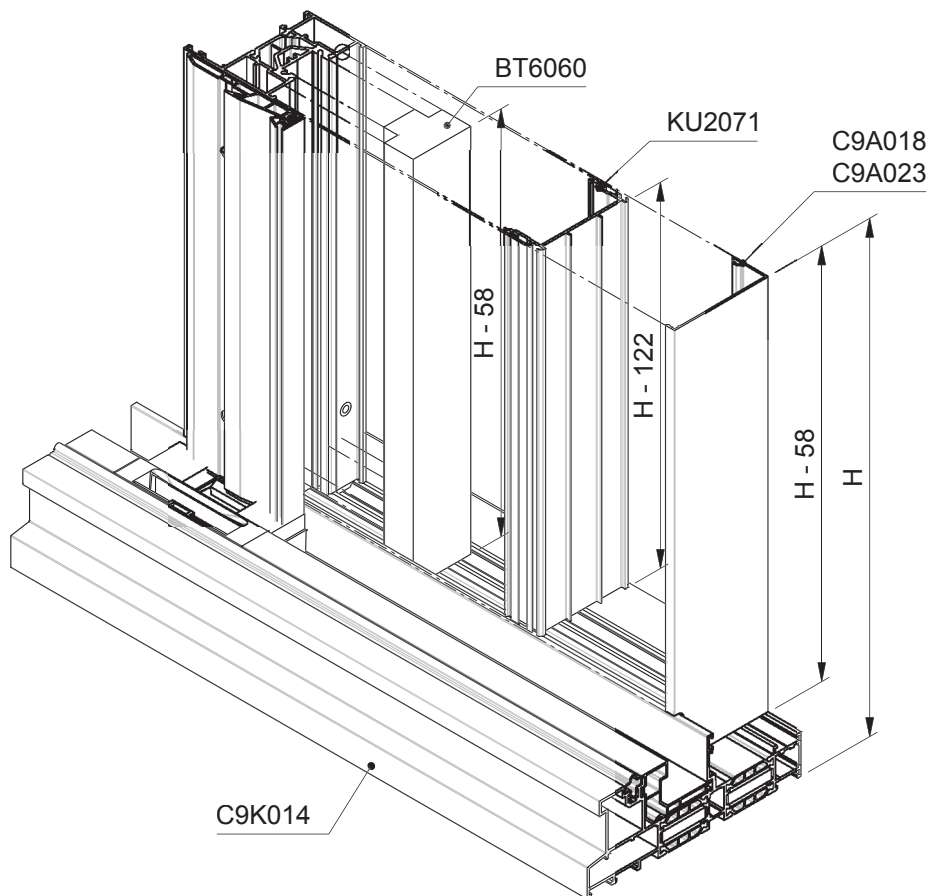
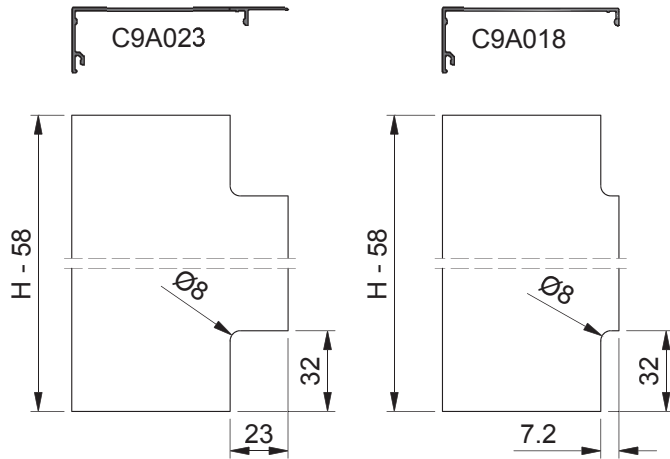
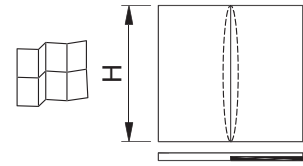
 C160S-ASS-935

Domal C160 Smartline

1 binario (C9K014) - Tagli 45°

OPERAZIONE ED ASSEMBLAGGIO C9A023/C9A018

5 / 5



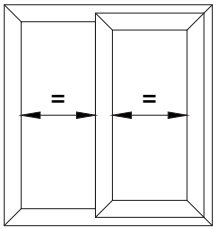
C160S-ASS-936


1 binario (C9K017) - Tagli 45°

Panoramica assemblaggio	L131
Operazioni su telaio C9K017 ed isolamento BT6000	L133
Operazioni su telaio C9K017 per squadrette	L134
Panoramica drenaggio - Telaio C9K017	L135
Telaio di drenaggio C9K017 - J	L136
Telaio di drenaggio C9K017 - H (opzione 1/2)	L137
Telaio di drenaggio C9K017 - H (opzione 2/2)	L138
Telaio di drenaggio C9K017 - B	L139
Telaio di drenaggio C9K017 - A	L140
Telaio di drenaggio C9K017 - G	L141
Telaio di drenaggio C9K017 - F	L142
Telaio di drenaggio C9K017 - R	L143
Assemblaggio valvola VS0107 su telaio C9K017 - Inferiore	L144
Assemblaggio tappo di tenuta CO1116 su telaio C9K017 - Inferiore alzante scorrevole	L145
Assemblaggio tappo di tenuta VS9417, VS9418 e VS9415 su telaio C9K017 - Inferiore	L146
Assemblaggio tappo di tenuta CO1114 su telaio C9K017 - Superiore alzante scorrevole	L147
Operazione su traverso - Anta C9V102/C9V104	L148
Assemblaggio del profilato C9K017 con squadrette - Eccentrici	L153
Assemblaggio telaio C9K017 con squadrette - spine coniche	L154
Assemblaggio telaio C9K017 con squadrette - HV4K01	L155
Assemblaggio incontro	L156
Operazioni aggiuntive su incontro alzante scorrevole	L157
Assemblaggio RU4302	L159
Operazione ed assemblaggio C9A023/C9A018	L160

1 binario (C9K017) - Tagli 45°

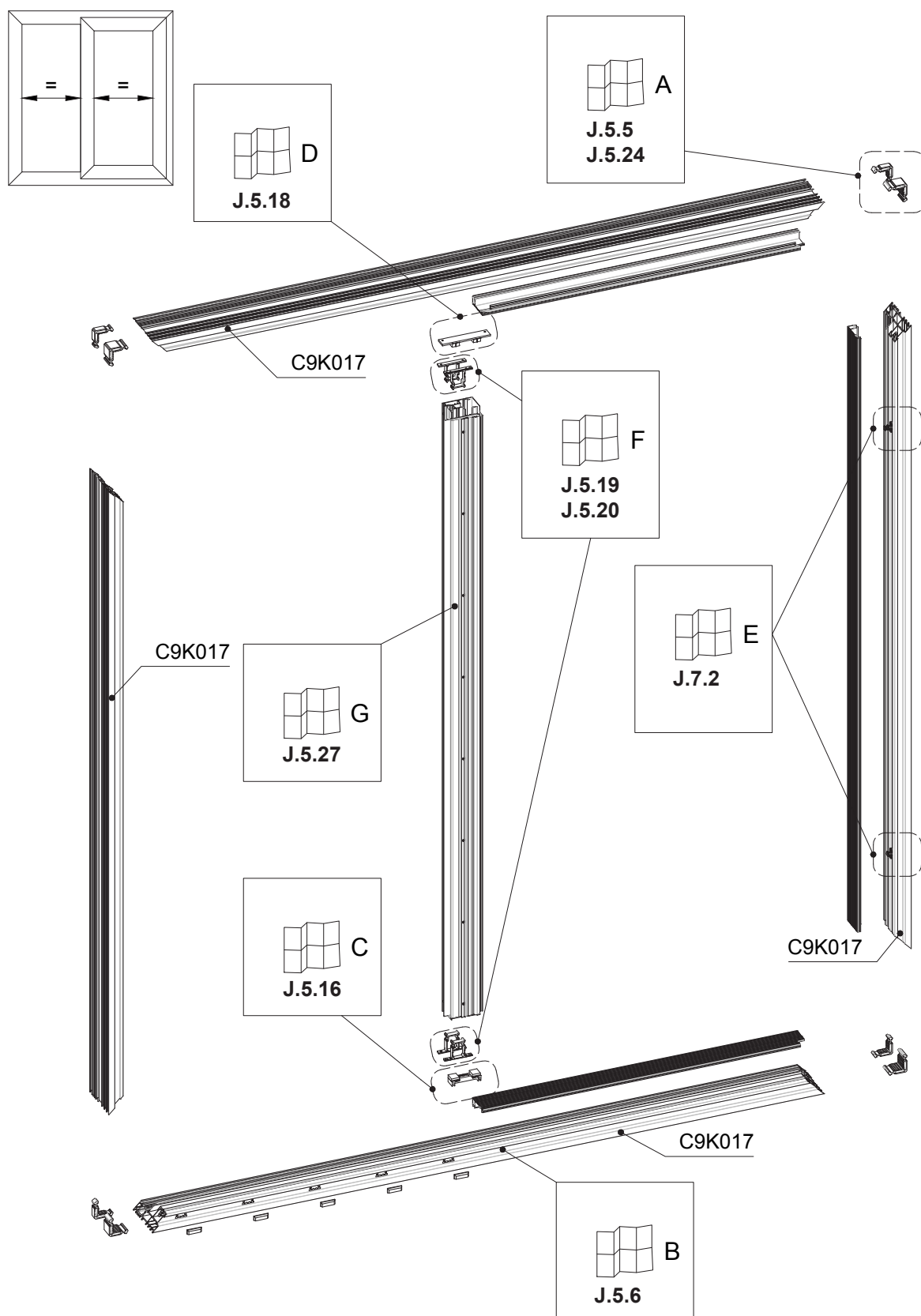
PANORAMICA ASSEMBLAGGIO



 C160-ASS-1821

1 binario (C9K017) - Tagli 45°

PANORAMICA ASSEMBLAGGIO

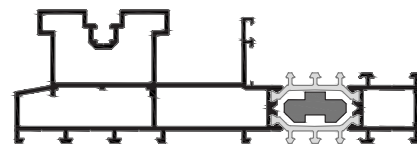
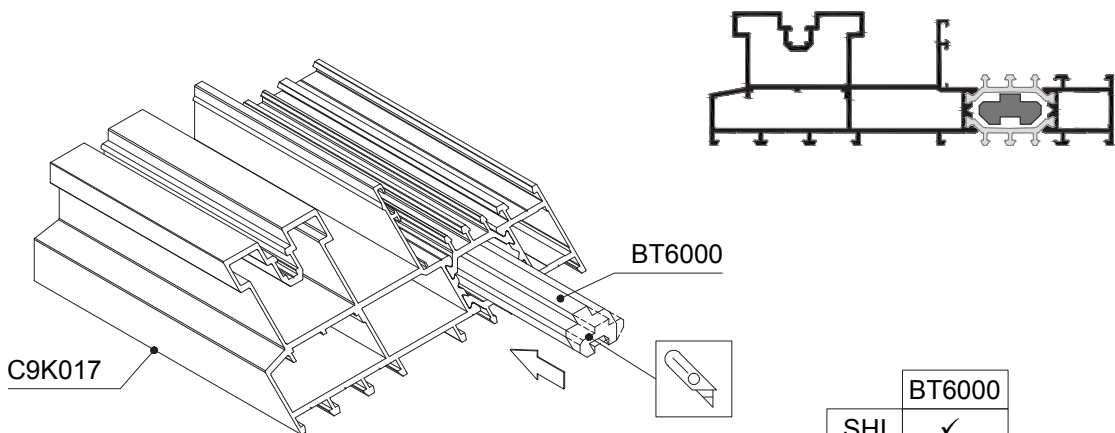
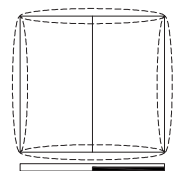
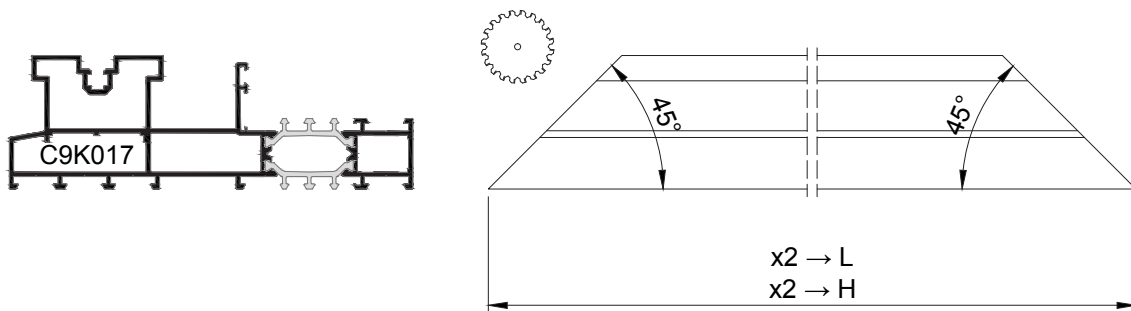
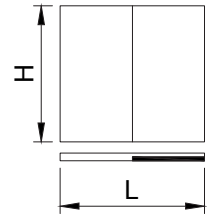


 C160-ASS-1820

Domal C160 Smartline

1 binario (C9K017) - Tagli 45°

OPERAZIONI SU TELAIO C9K017 ED ISOLAMENTO BT6000



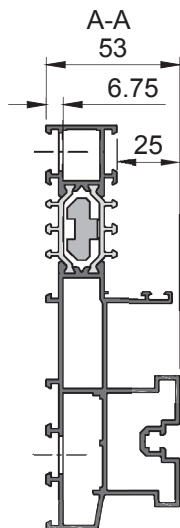
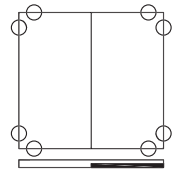
	BT6000
SHI	✓
SI	✓
Basic	-

 C160-ASS-1400

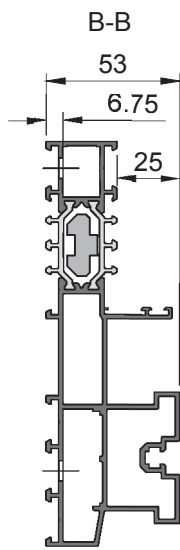
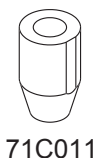

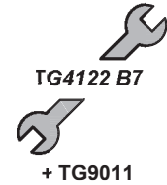
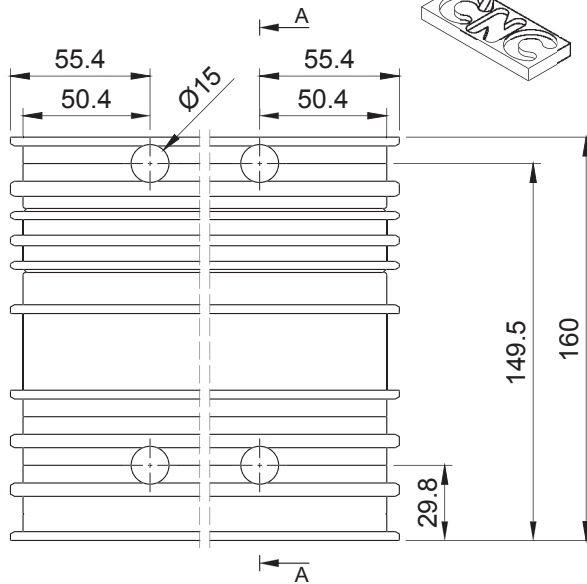
1 binario (C9K017) - Tagli 45°

OPERAZIONI SU TELAIO C9K017 PER SQUADRETTE

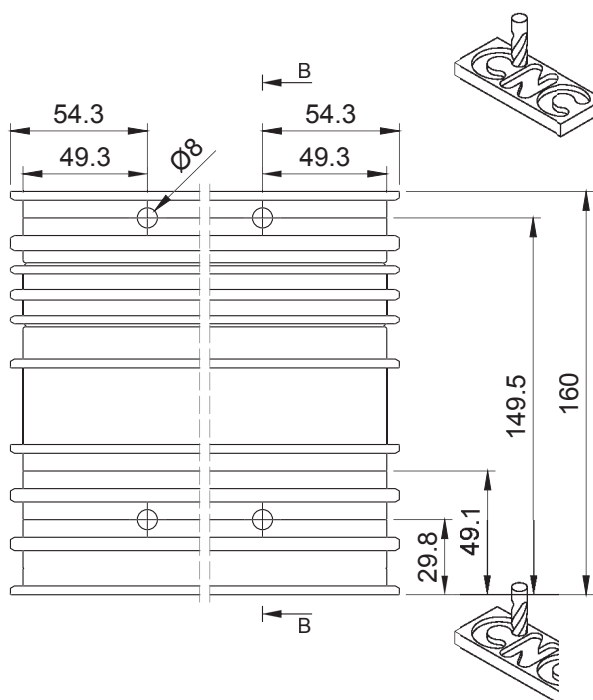
Lavorazione da effettuare con punzonatrice D5110000



C9K017



C9K017

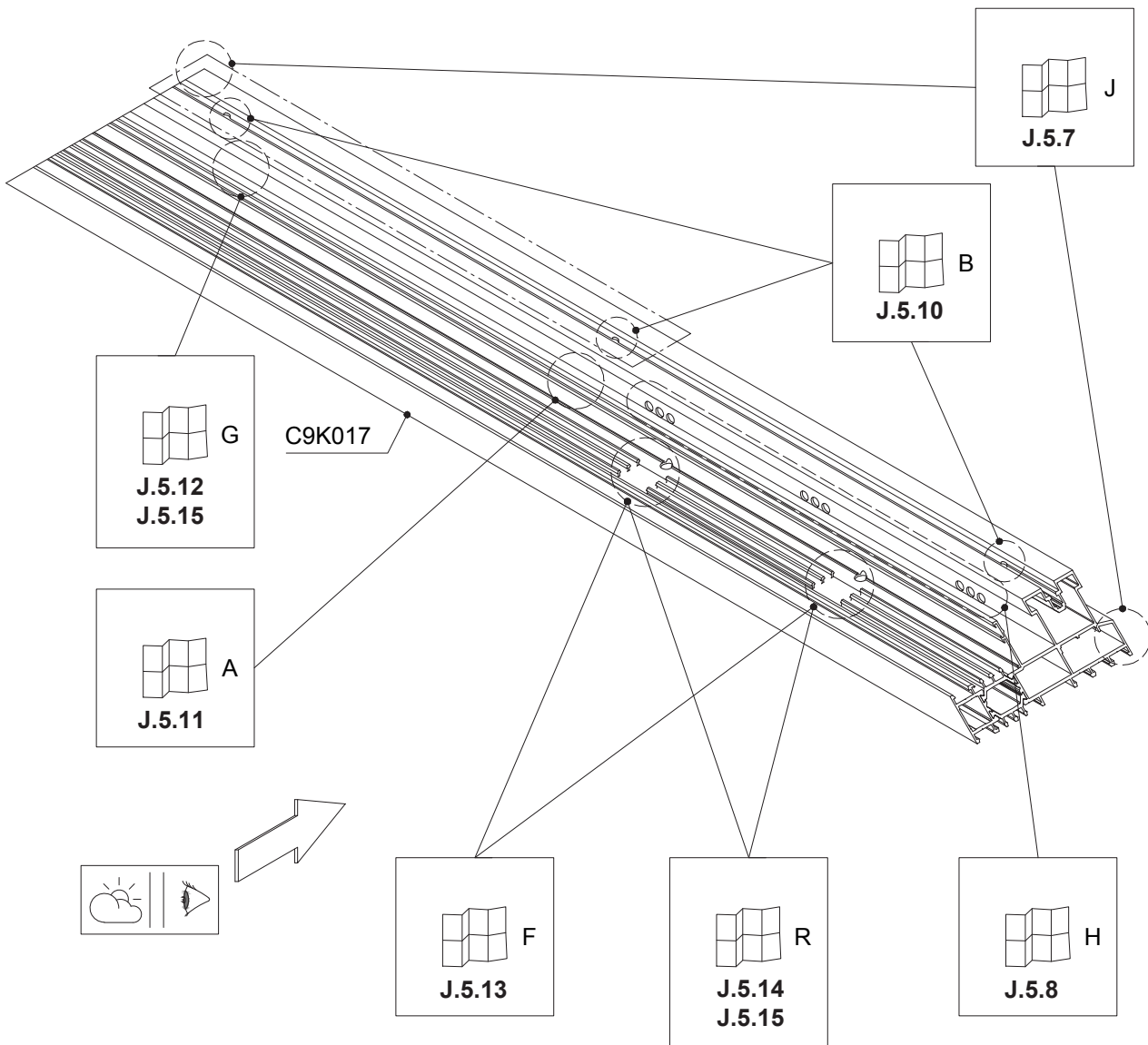
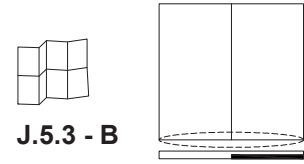


C160-ASS-1401

1 binario (C9K017) - Tagli 45°

PANORAMICA DRENAGGIO - TELAIO C9K017

1 / 9



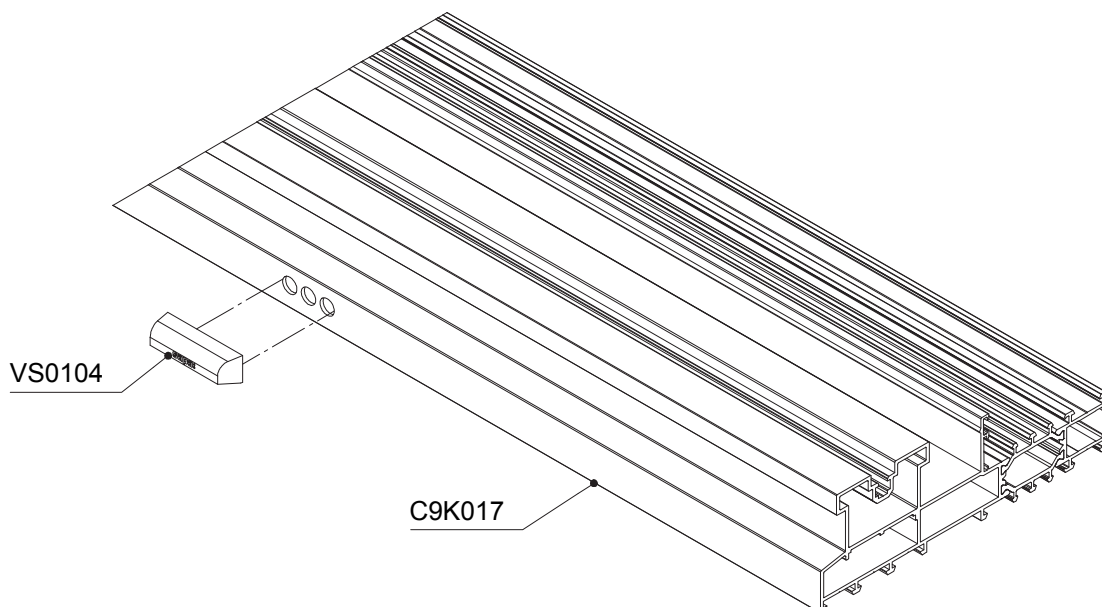
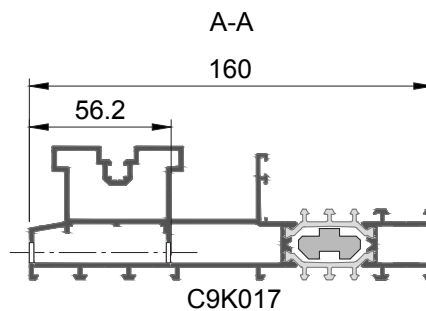
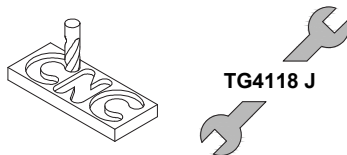
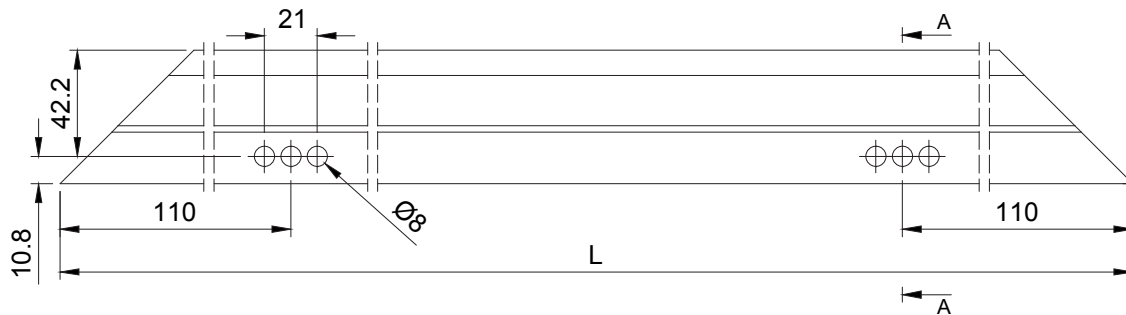
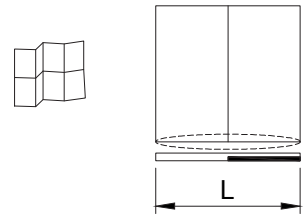
L - Ferramenta e disegni assemblaggio

 C160-ASS-1402

1 binario (C9K017) - Tagli 45°

TELAIO DI DRENAGGIO C9K017 - J

2 / 9

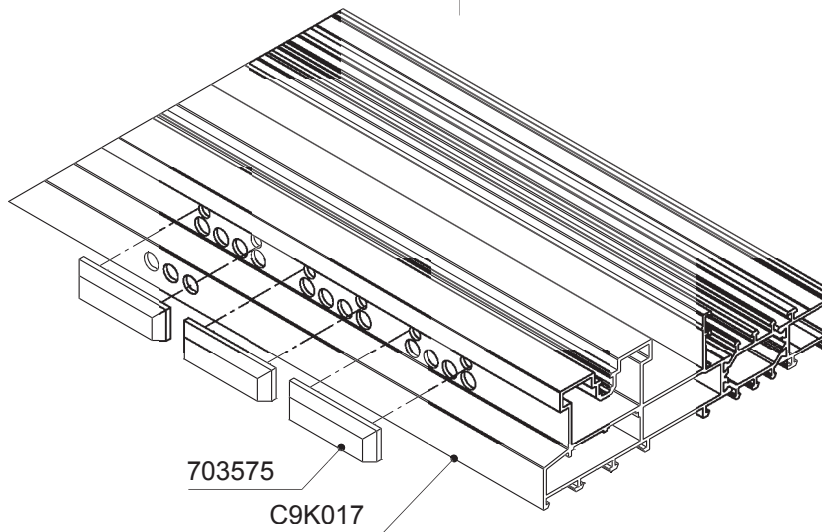
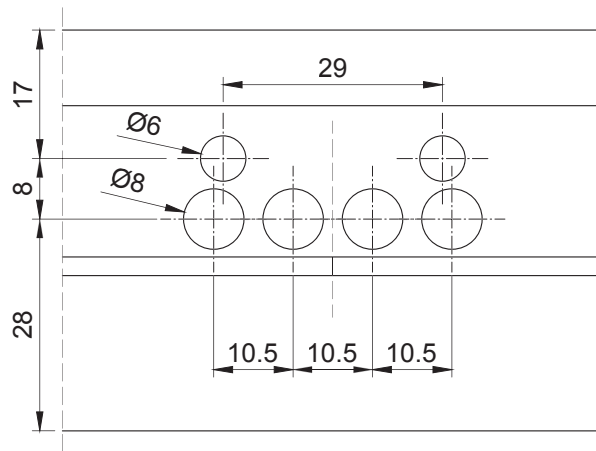
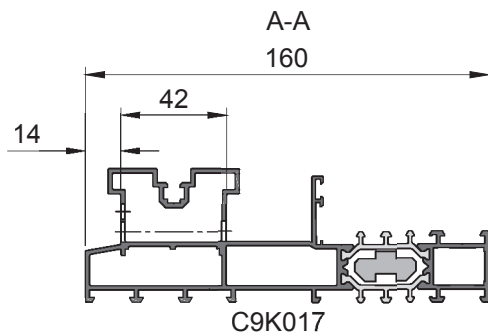
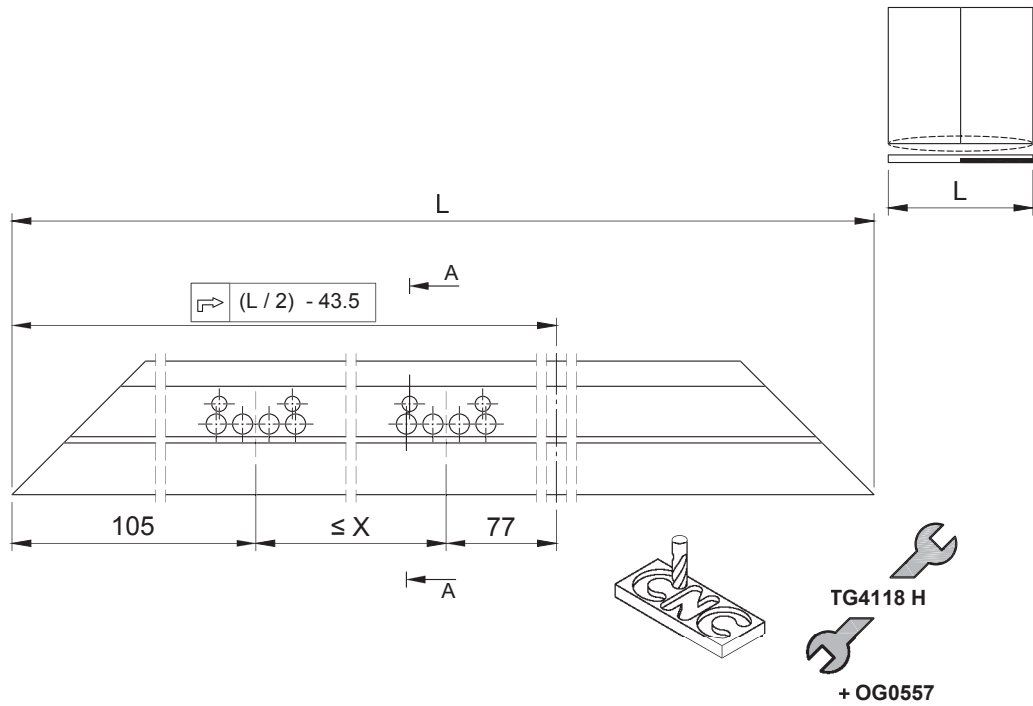


 C160-ASS-1403

1 binario (C9K017) - Tagli 45°

TELAIO DI DRENAGGIO C9K017 - H (OPZIONE 1/2)

3 / 9

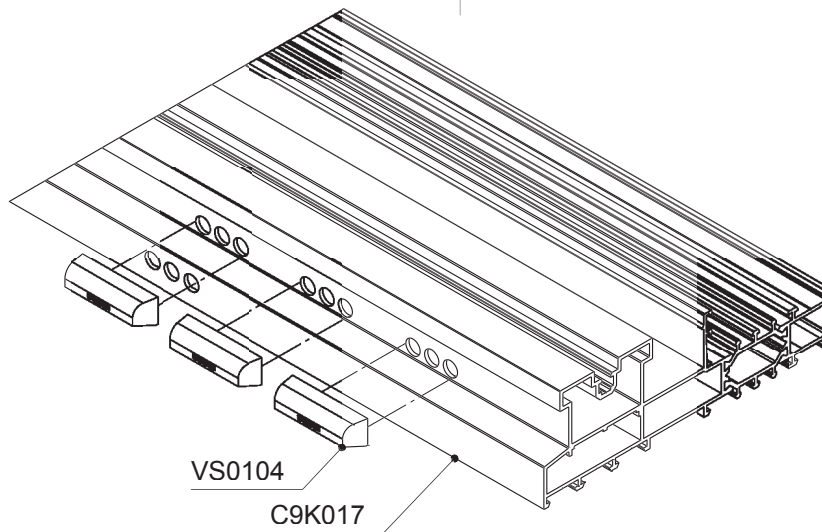
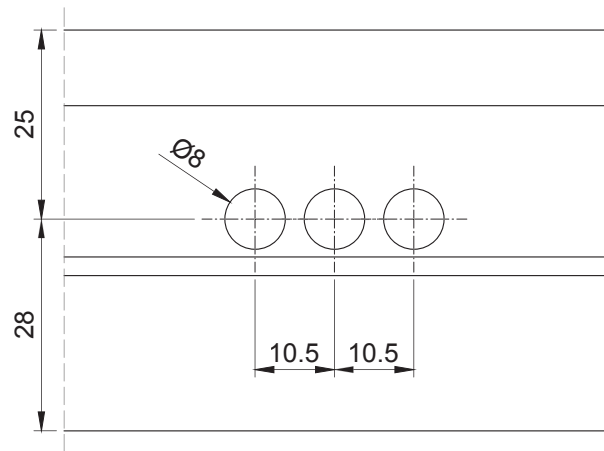
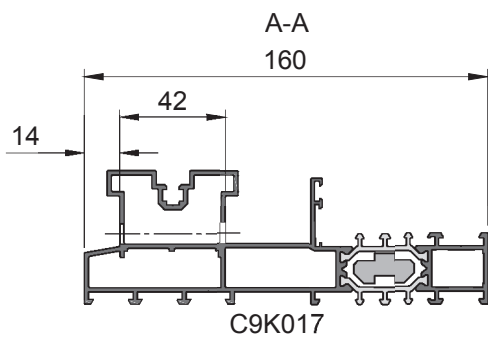
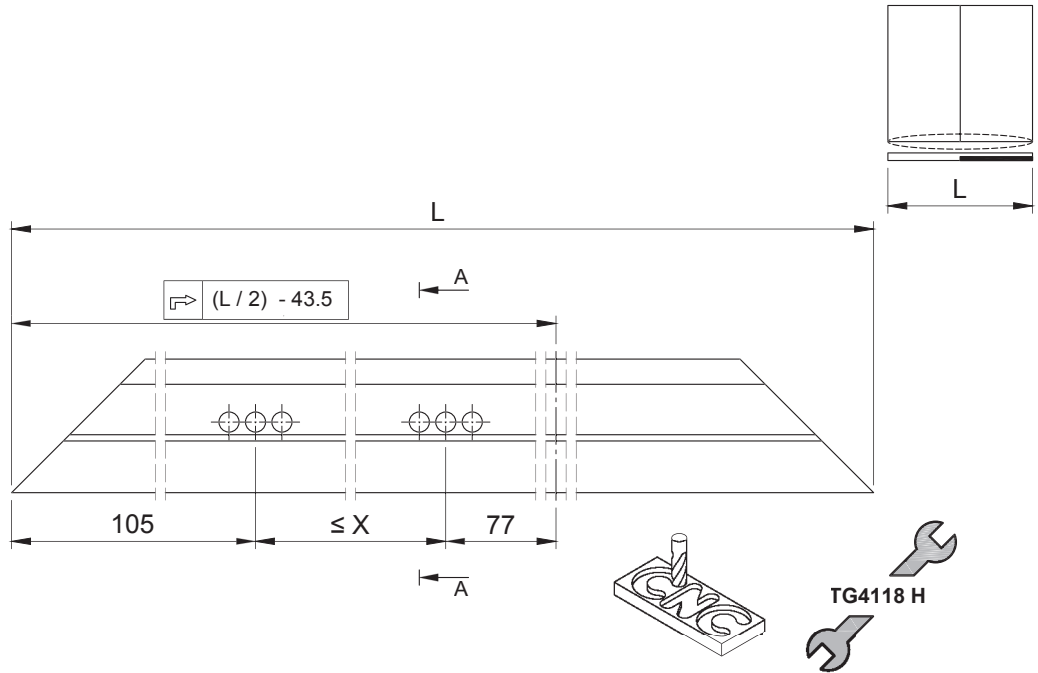


 C160S-ASS-1404

1 binario (C9K017) - Tagli 45°

TELAIO DI DRENAGGIO C9K017 - H (OPZIONE 2/2)

4 / 9

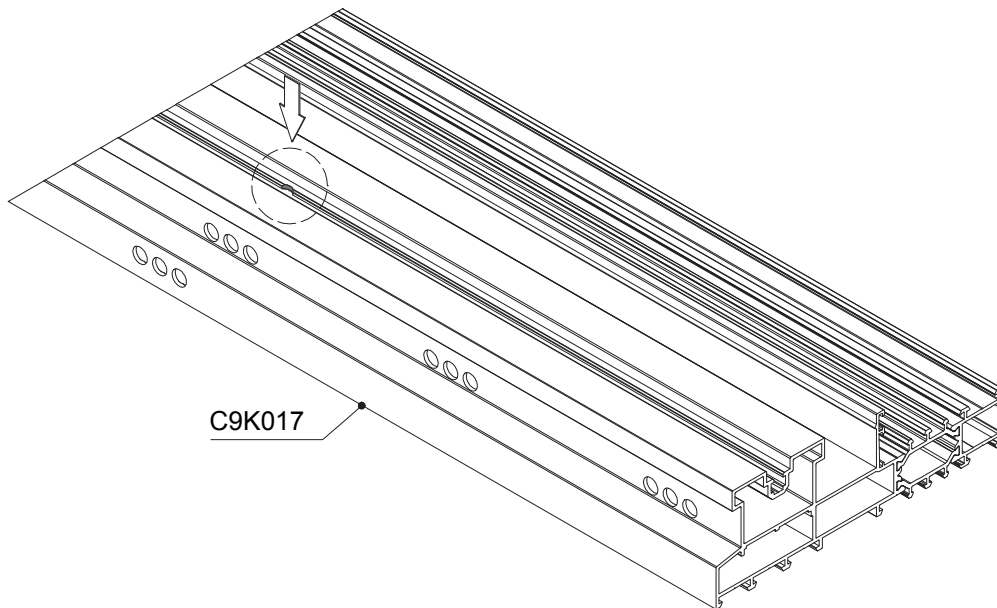
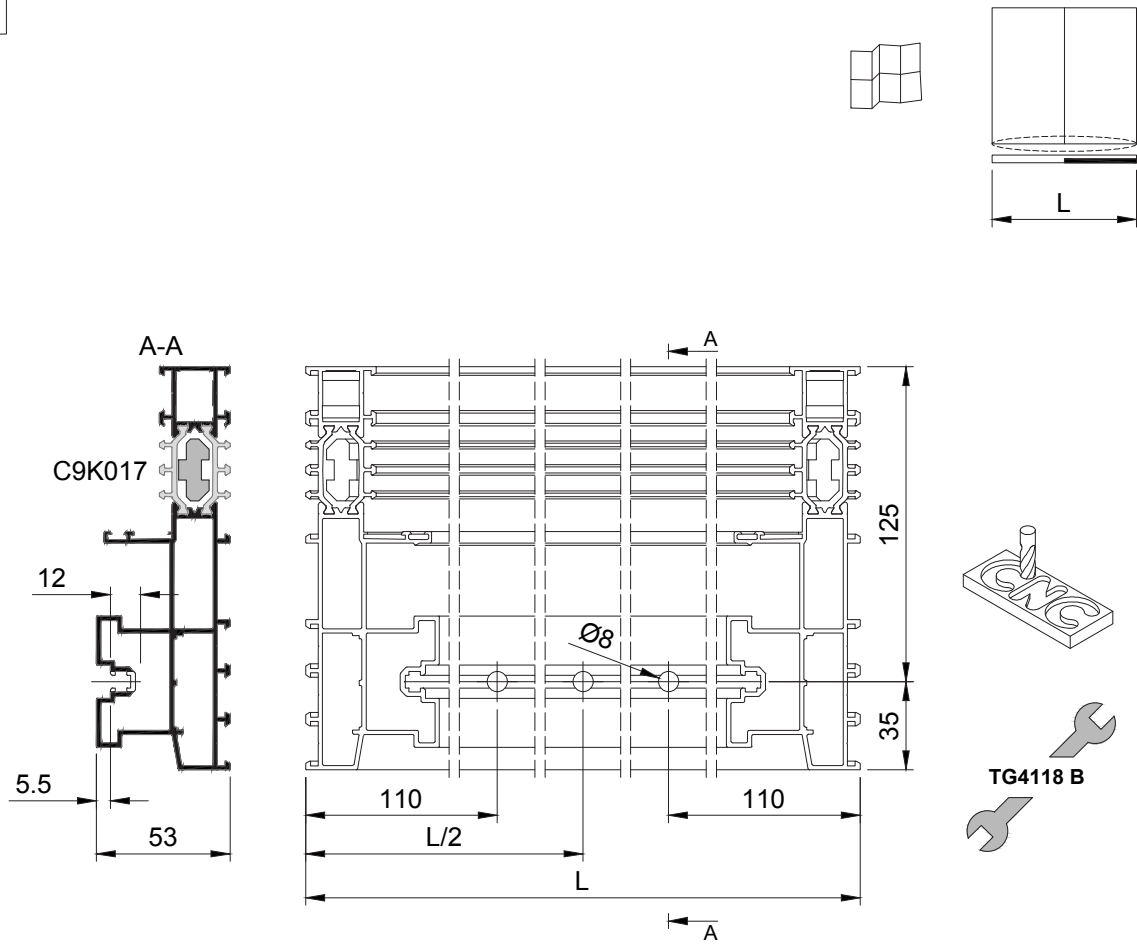


 C160S-ASS-1463

1 binario (C9K017) - Tagli 45°

TELAIO DI DRENAGGIO C9K017 - B

5 / 9

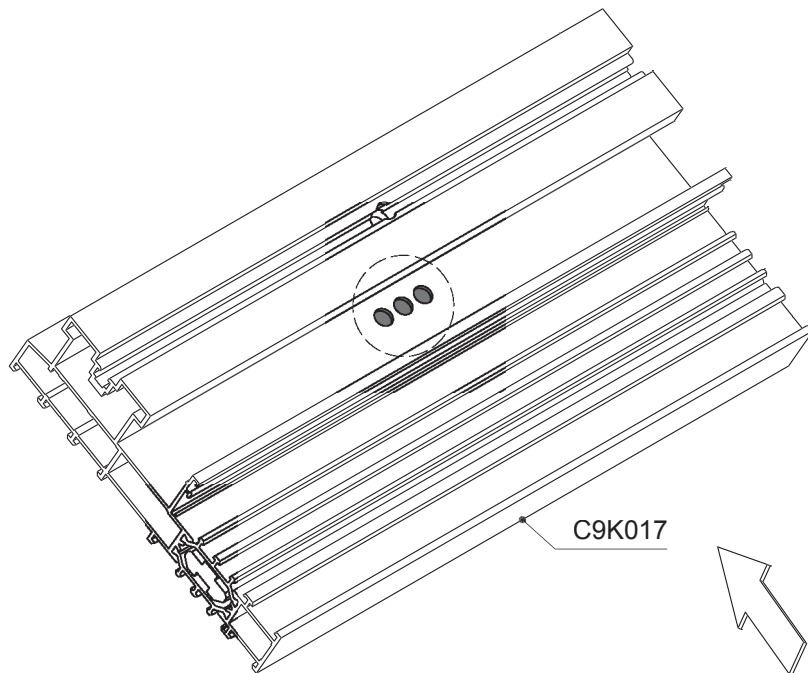
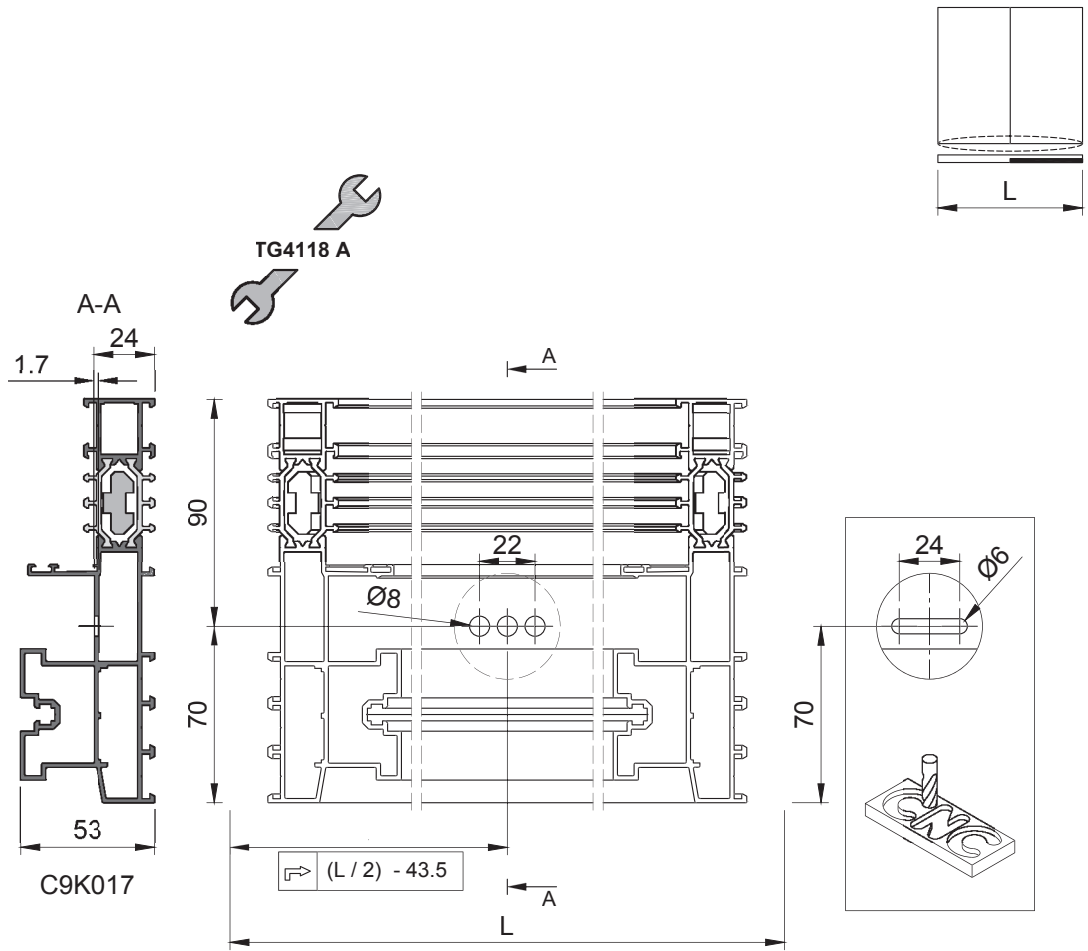


 C160-ASS-1405

1 binario (C9K017) - Tagli 45°

TELAIO DI DRENAGGIO C9K017 - A

6 / 9



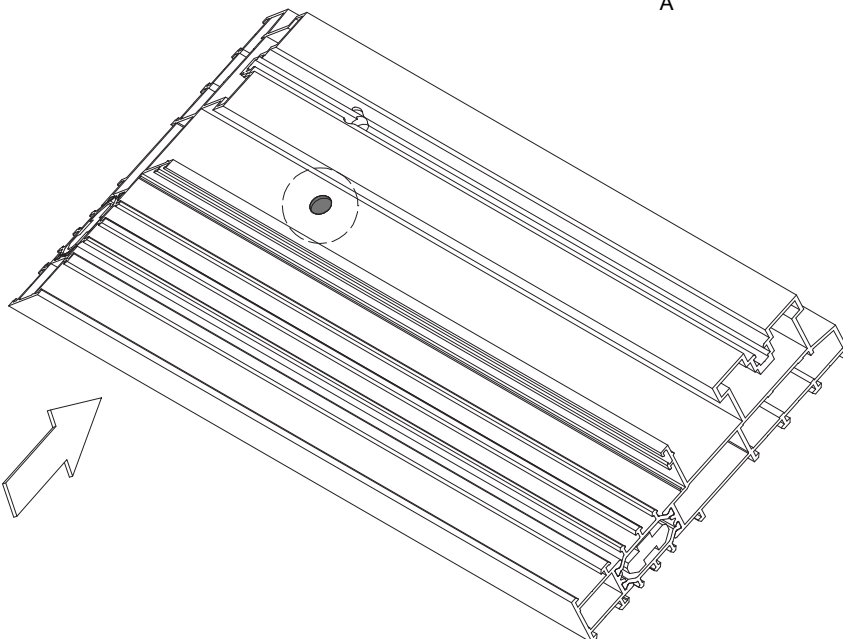
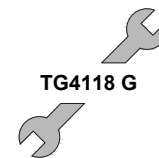
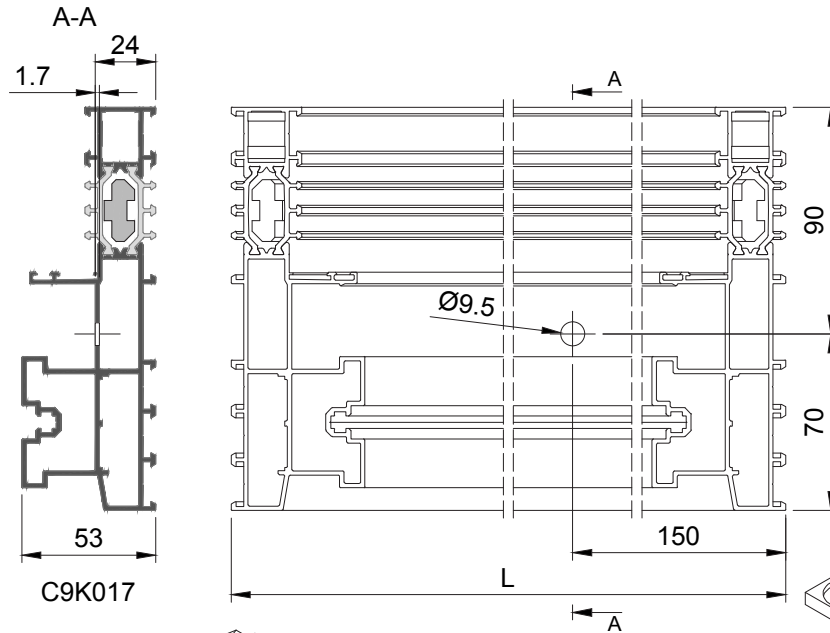
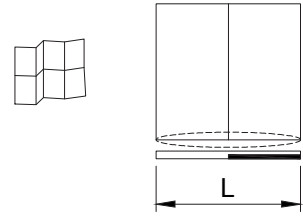
 C160S-ASS-1406



1 binario (C9K017) - Tagli 45°

TELAIO DI DRENAGGIO C9K017 - G

7 / 9

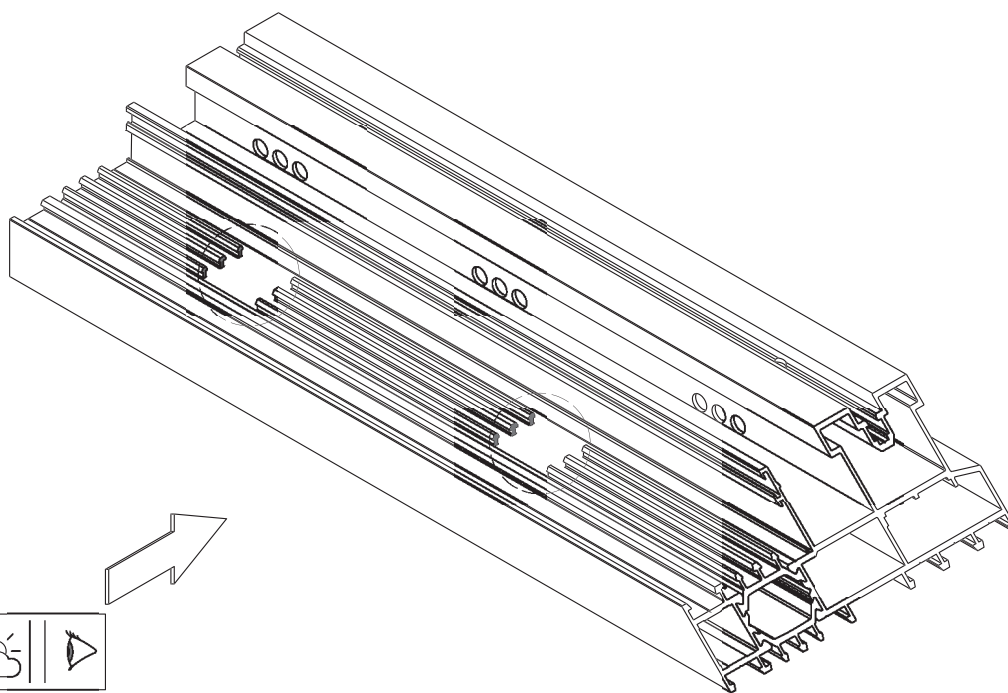
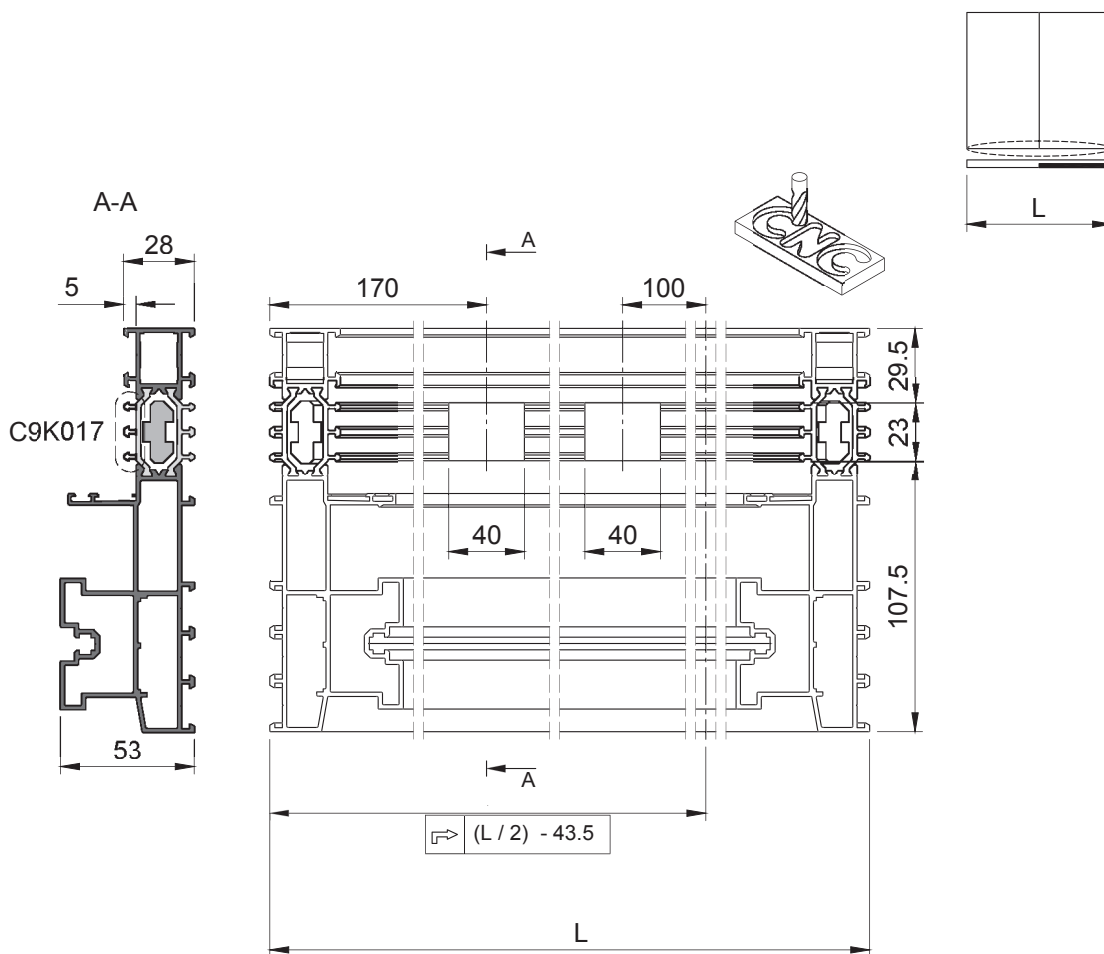


 C160-ASS-1407

1 binario (C9K017) - Tagli 45°

TELAIO DI DRENAGGIO C9K017 - F

8 / 9



 C160S-ASS-1408

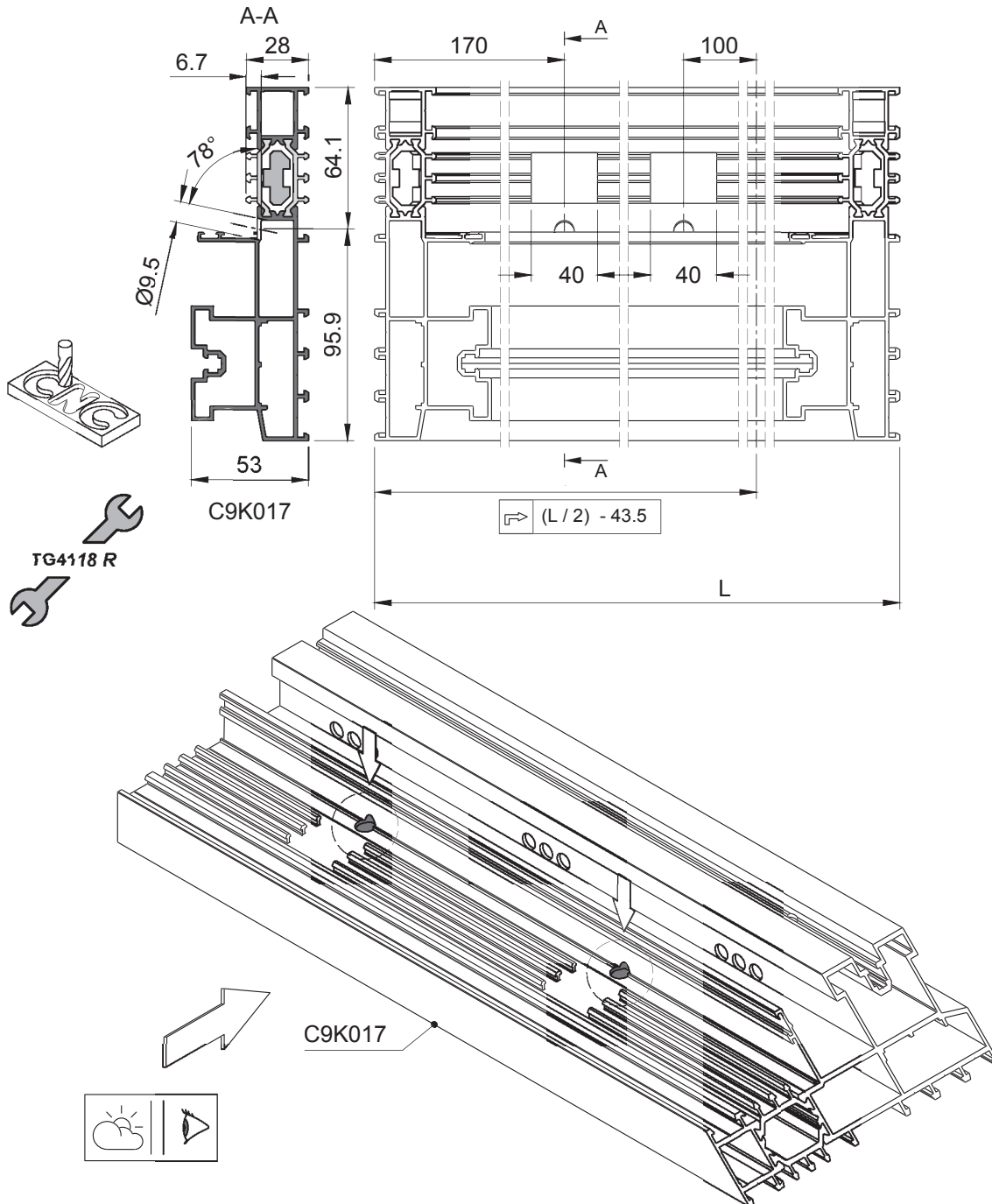
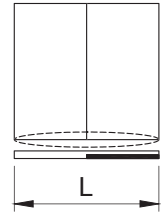
L - Ferramenta e disegni assemblaggio

Domal C160 Smartline

1 binario (C9K017) - Tagli 45°

TELAIO DI DRENAGGIO C9K017 - R

9 / 9

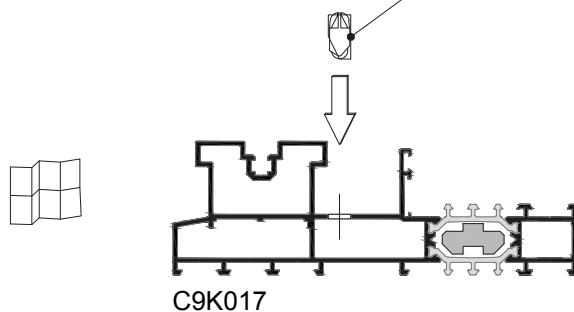
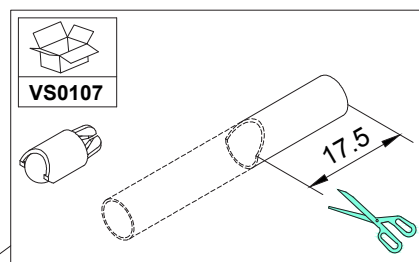
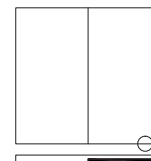


L - Ferramenta e disegni assemblaggio

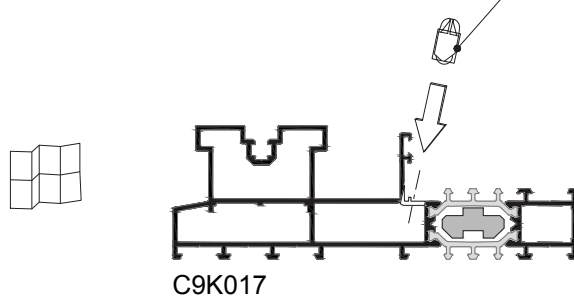
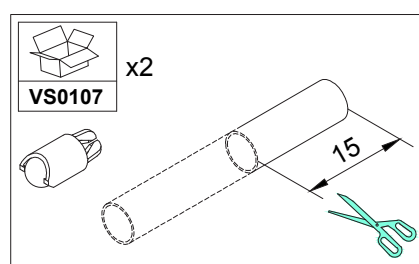
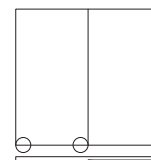
C160S-ASS-1409

1 binario (C9K017) - Tagli 45°

ASSEMBLAGGIO VALVOLA VS0107 SU TELAIO C9K017 - INFERIORE



C9K017

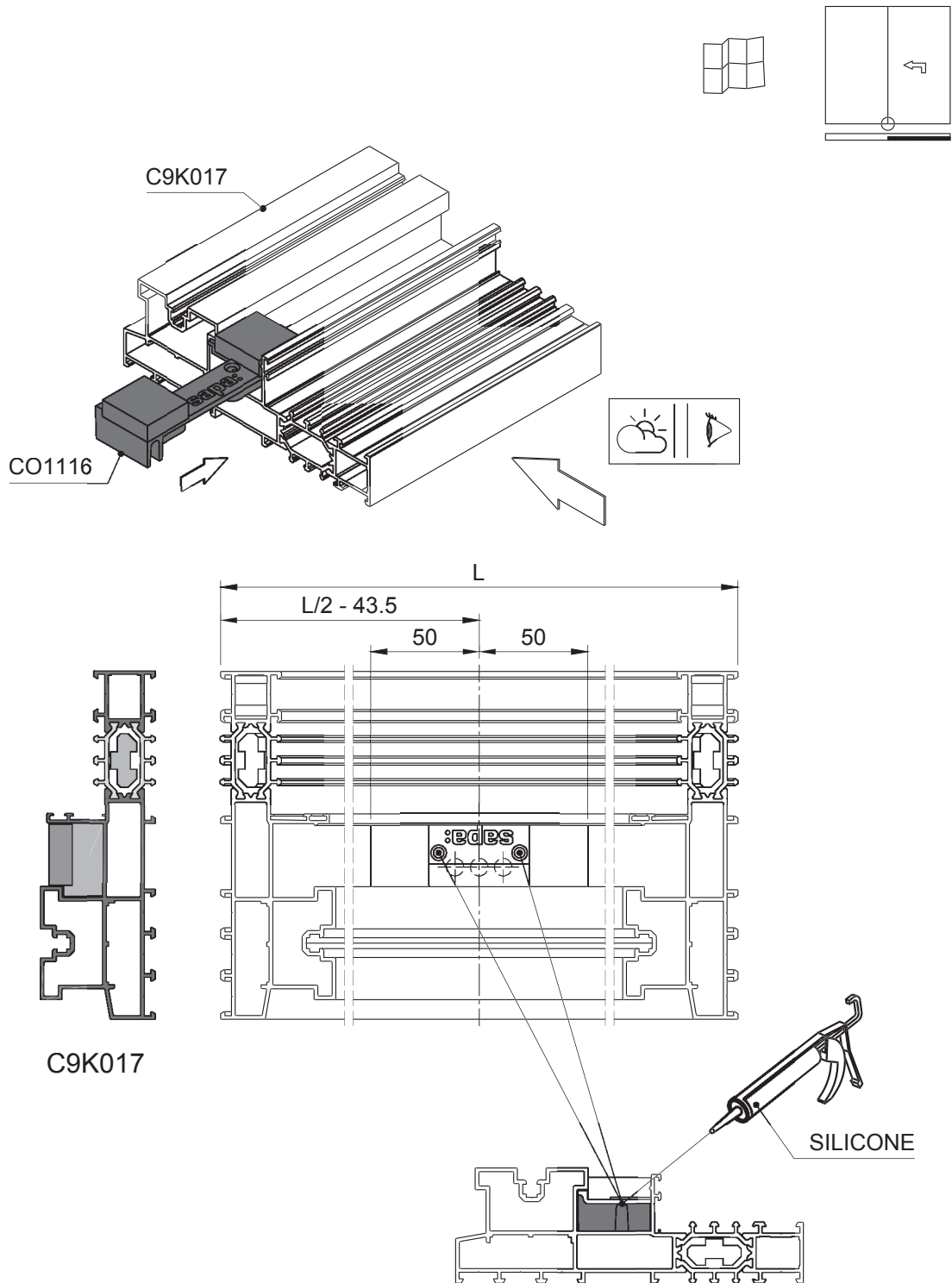


C9K017

 C160-ASS-1410

1 binario (C9K017) - Tagli 45°

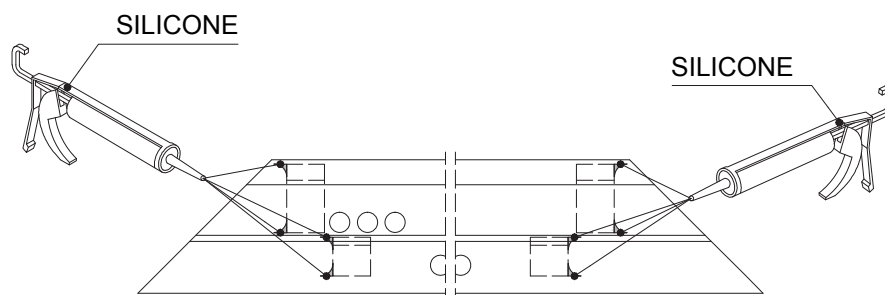
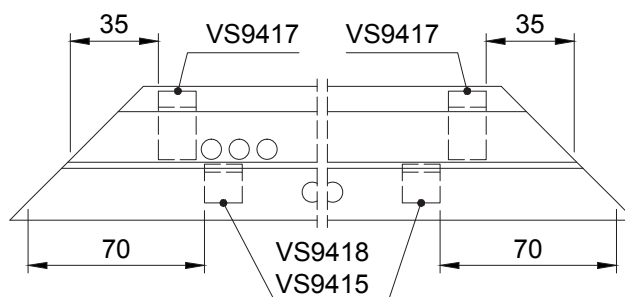
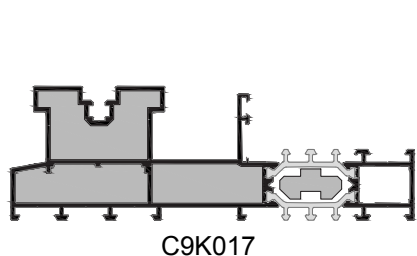
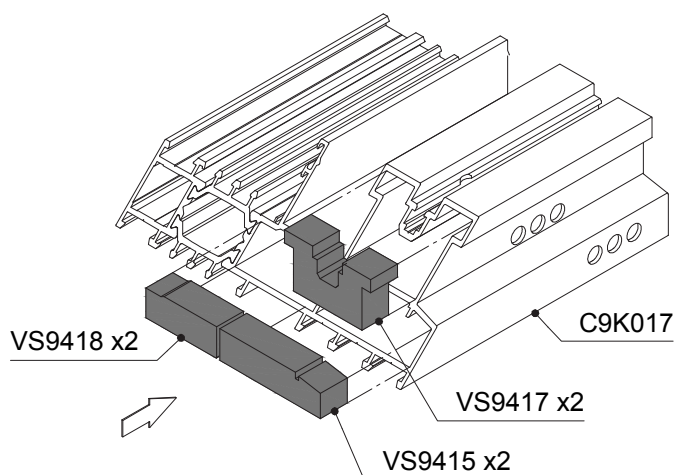
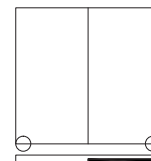
ASSEMBLAGGIO TAPPO DI TENUTA CO1116 SU TELAIO C9K017 - INFERIORE ALZANTE SCORREVOLE



 C160S-ASS-1411

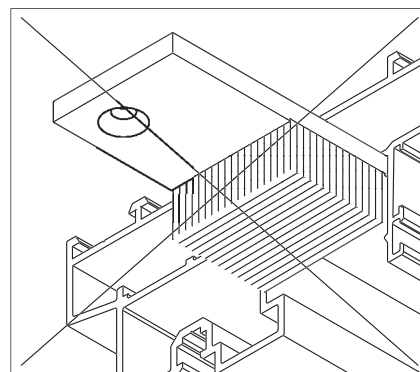
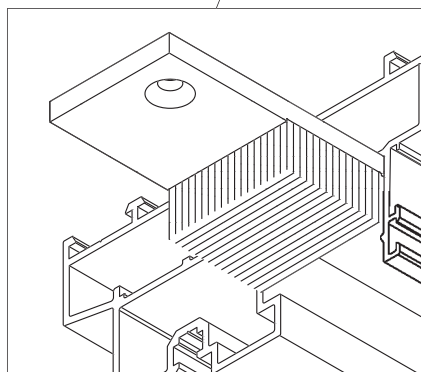
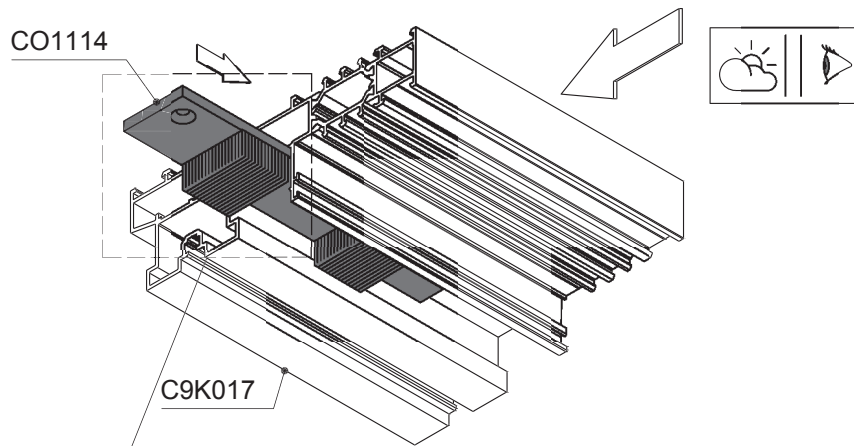
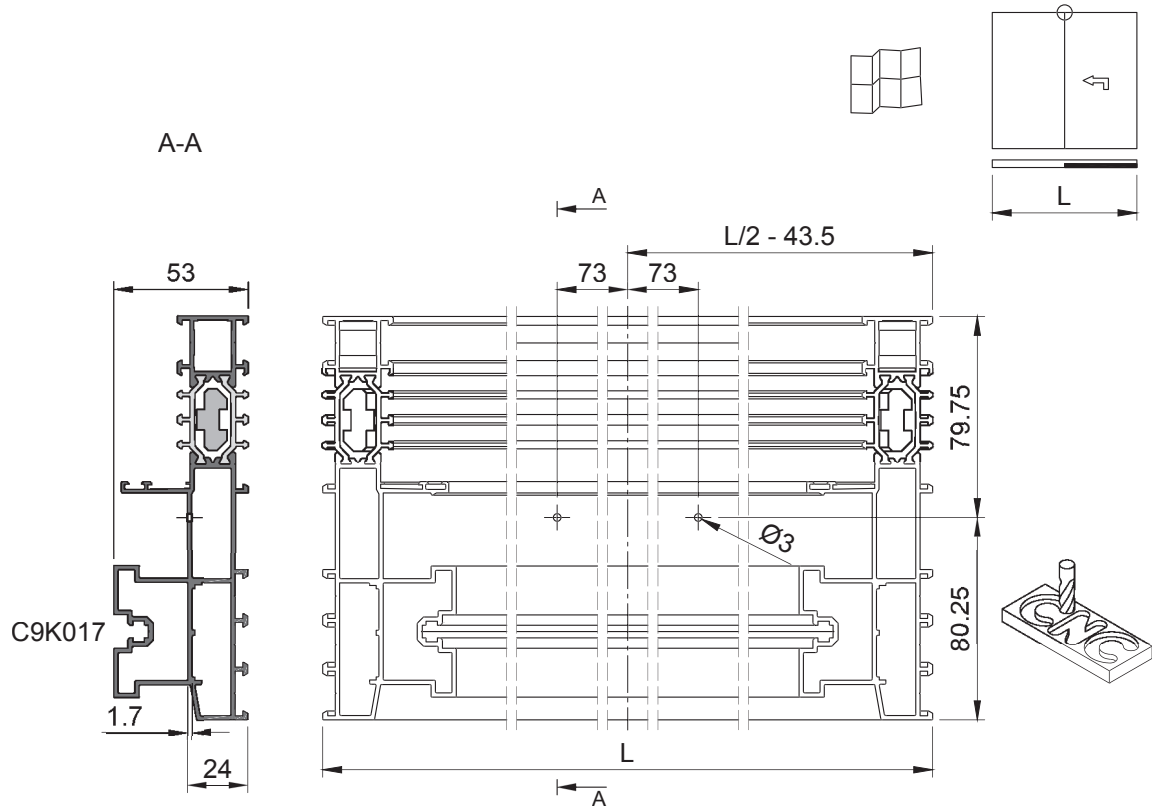
1 binario (C9K017) - Tagli 45°


ASSEMBLAGGIO TAPPO DI TENUTA VS9417, VS9418 E VS9415 SU TELAIO C9K017 - INFERIORE



1 binario (C9K017) - Tagli 45°

ASSEMBLAGGIO TAPPO DI TENUTA CO1114 SU TELAIOC9K017 - SUPERIORE ALZANTE SCORREVOLE



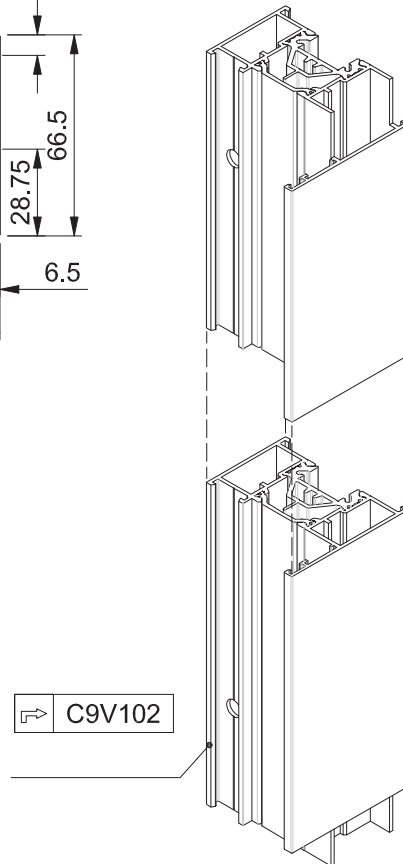
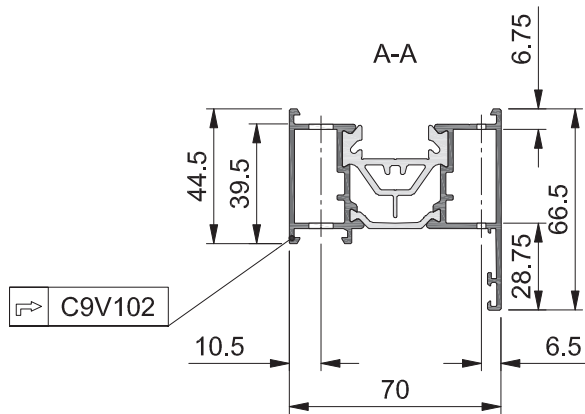
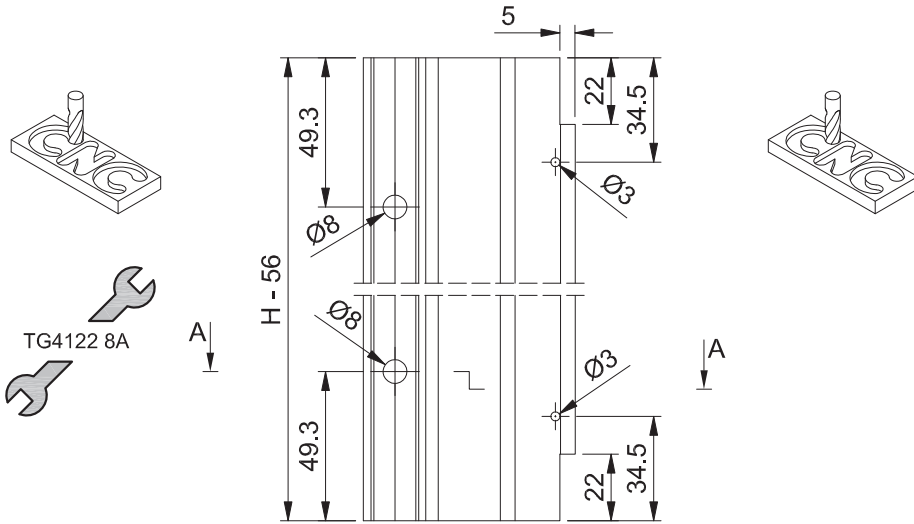
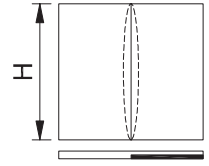
 **C160-ASS-1416**

CO1114 non è simmetrico, non fissare CO1114 in questa fase.

1 binario (C9K017) - Tagli 45°

OPERAZIONE SU TRAVERSO - ANTA C9V102

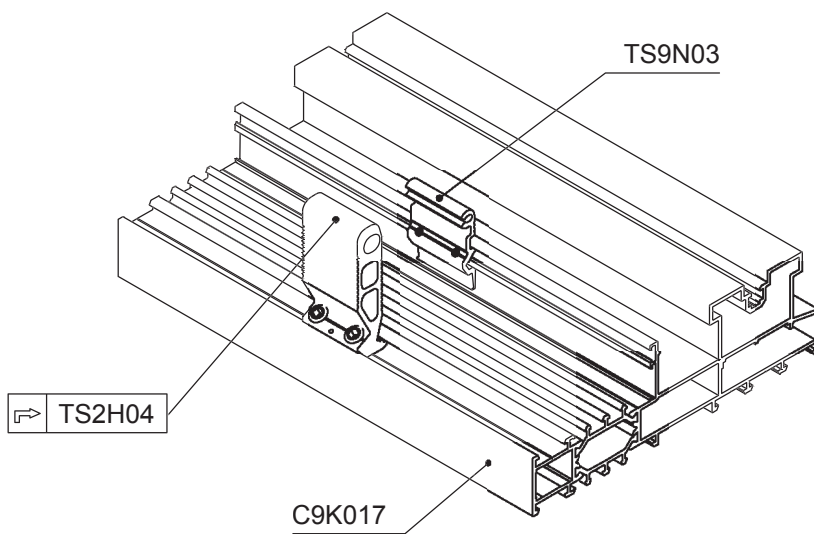
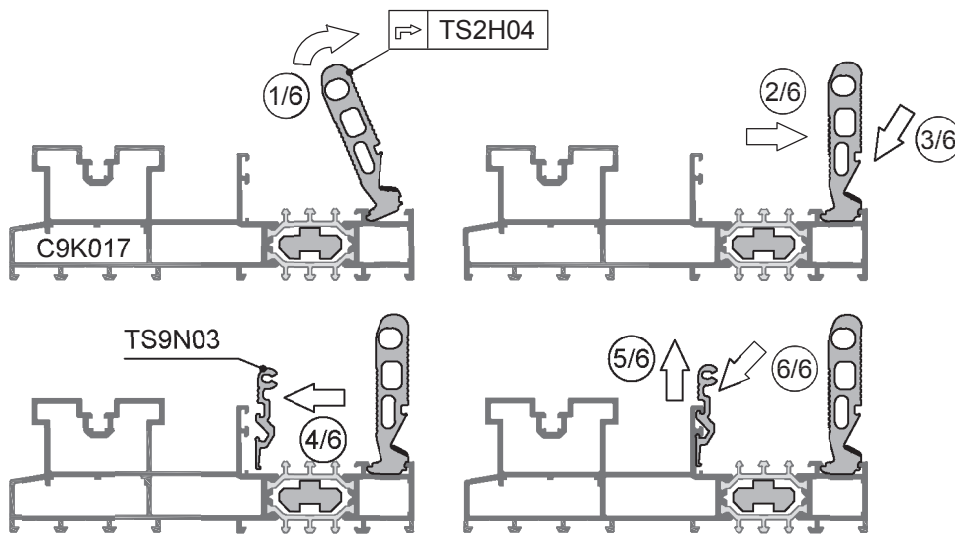
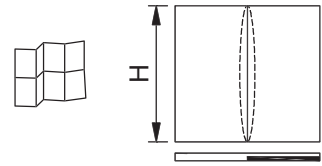
1 / 5



1 binario (C9K017) - Tagli 45°

ASSEMBLAGGIO CAVALLOTTI TS9N03 E TS2H04

2 / 5

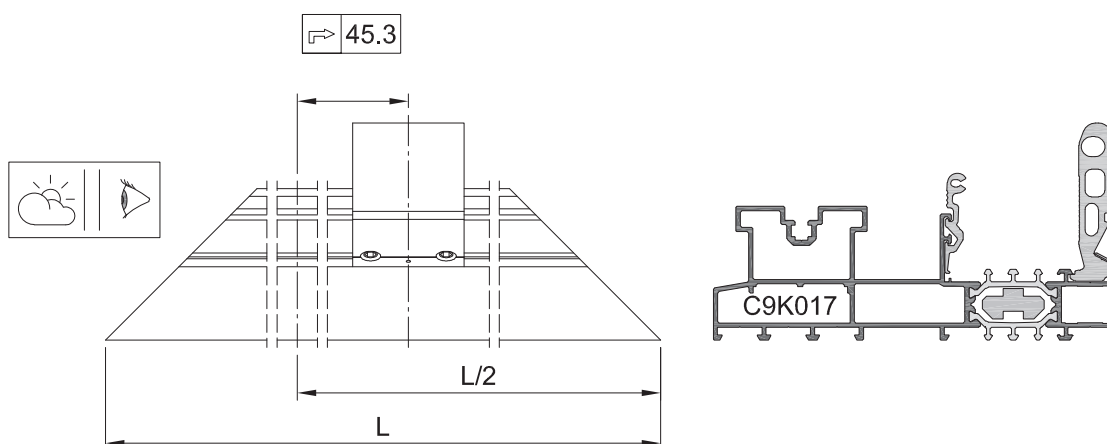
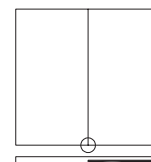
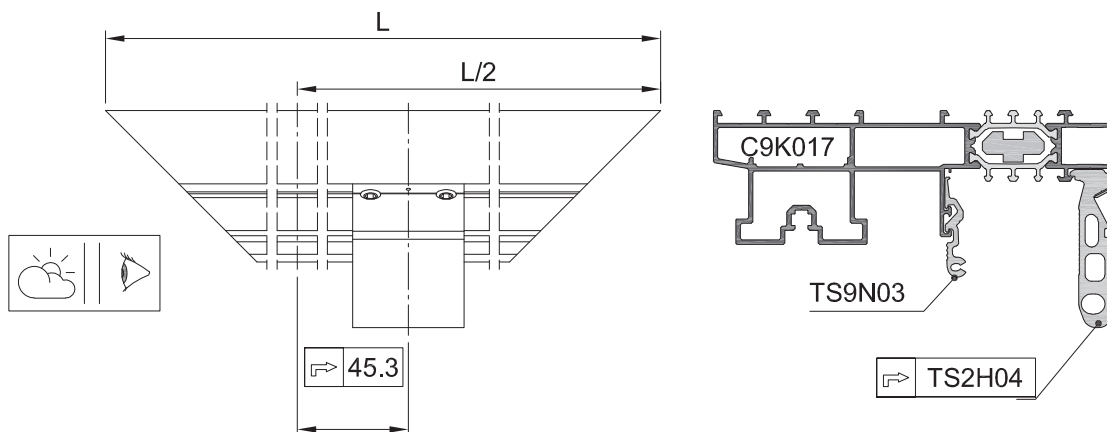
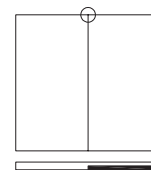


 C160S-ASS-1414

1 binario (C9K017) - Tagli 45°

ASSEMBLAGGIO INCONTRO - ANTA C9V102

3 / 5

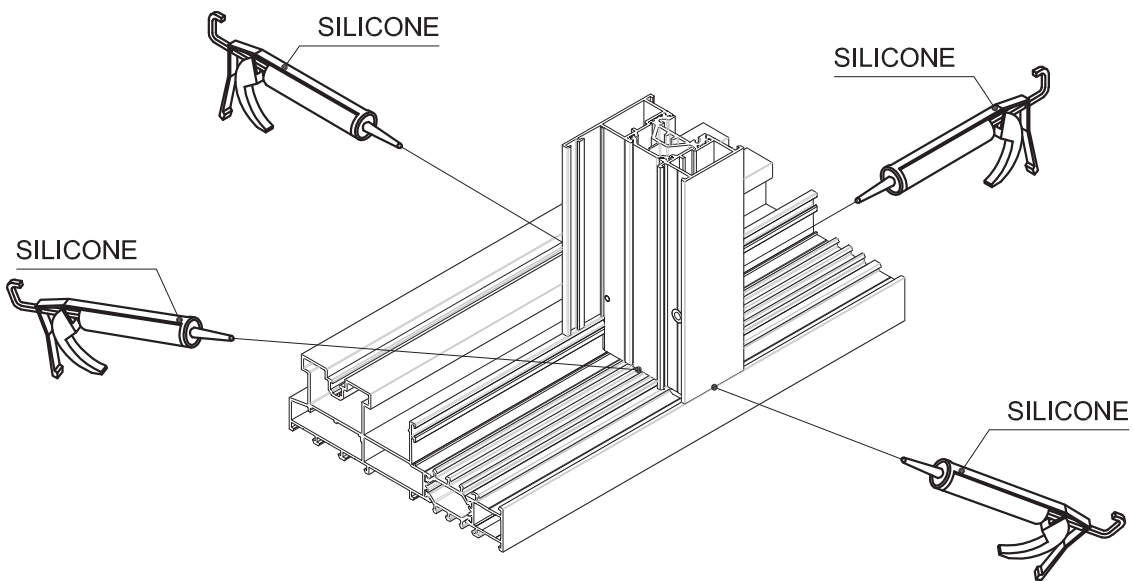
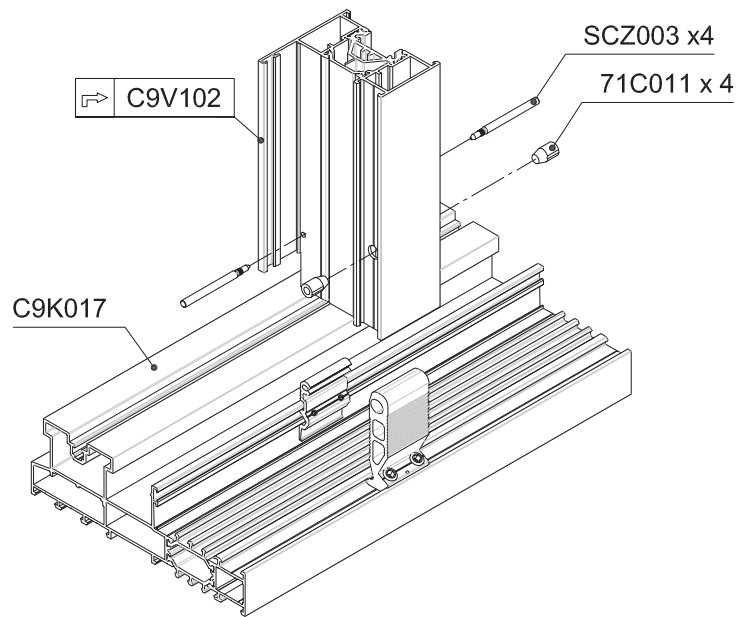
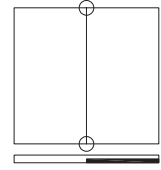


 C160S-ASS-1421

1 binario (C9K017) - Tagli 45°

ASSEMBLAGGIO INCONTRO - ANTA C9V102

4 / 5

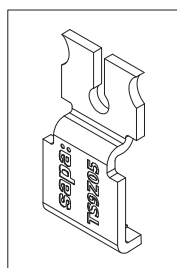
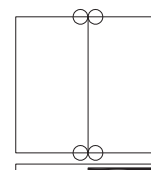


C160S-ASS-1422

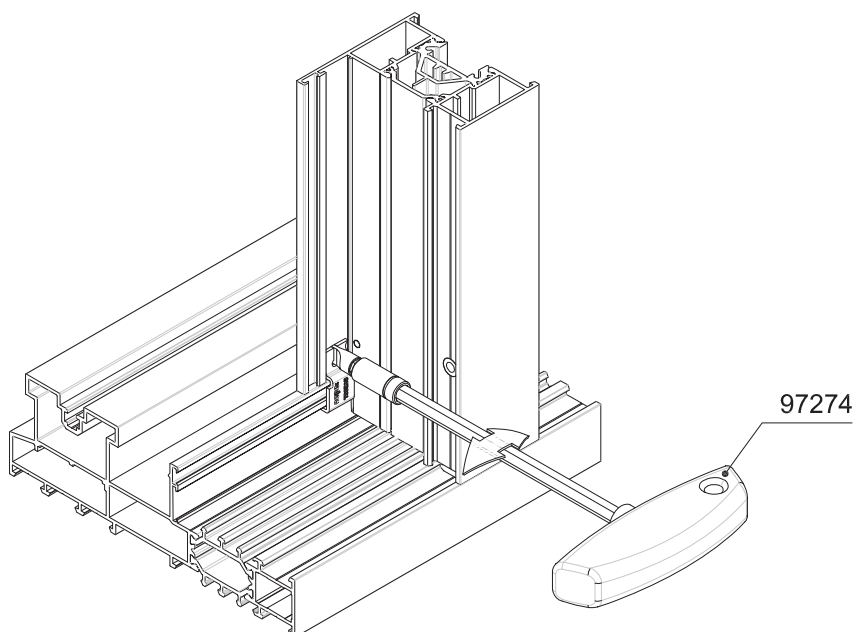
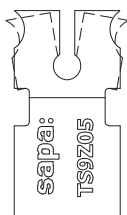
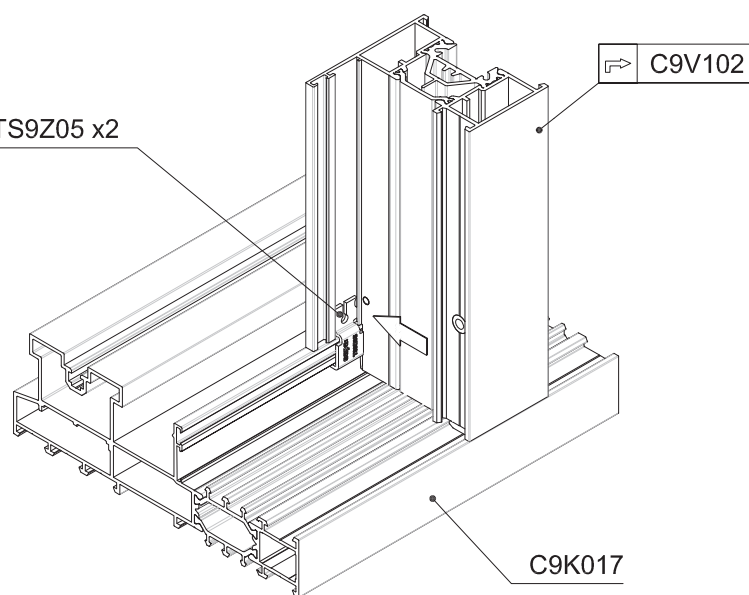
1 binario (C9K017) - Tagli 45°

ASSEMBLAGGIO INCONTRO - ANTA C9V102

5 / 5



TS9Z05 x2

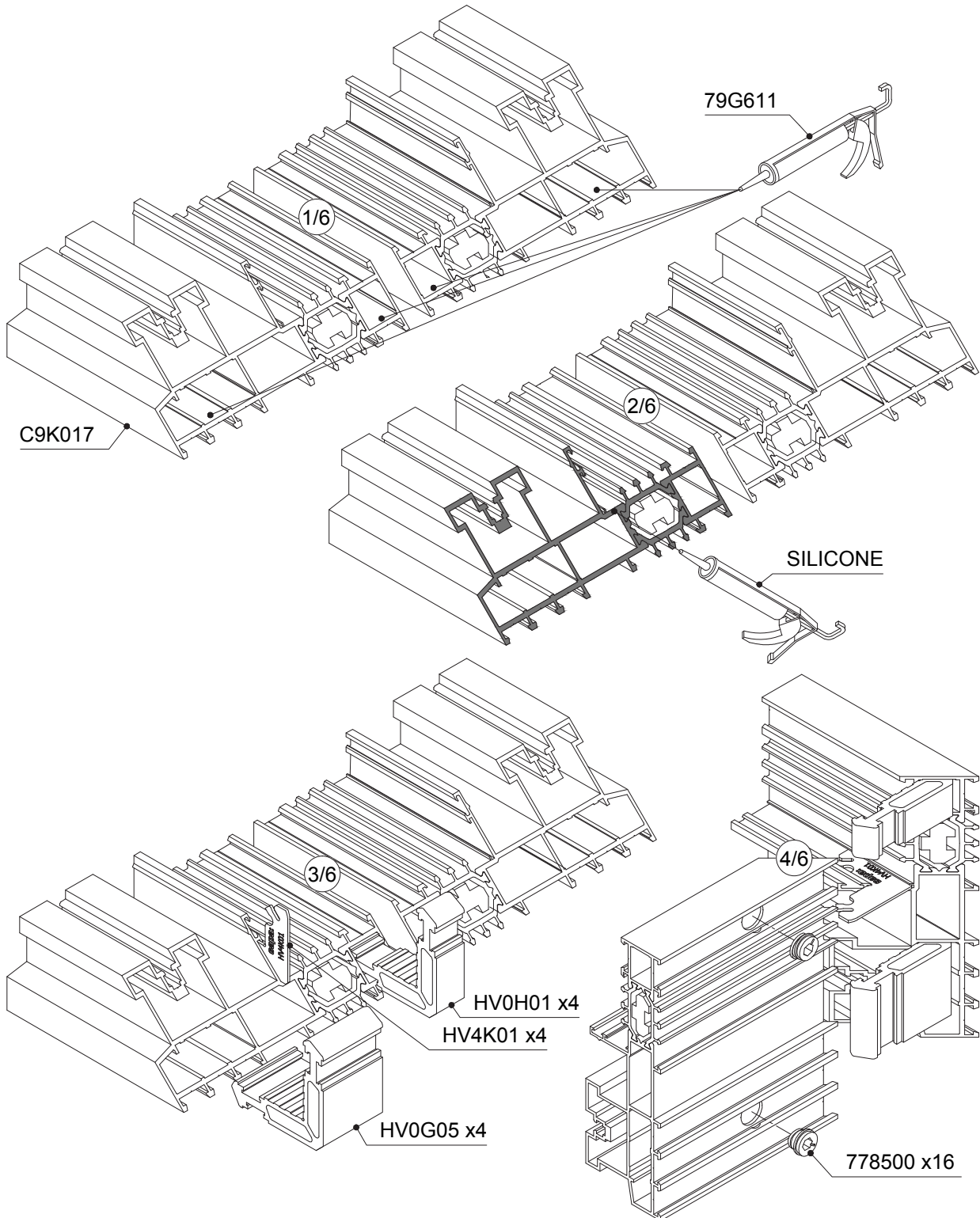
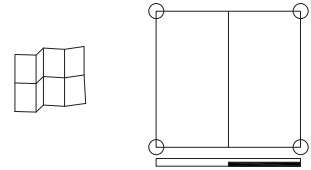


 C160S-ASS-1459

1 binario (C9K017) - Tagli 45°

ASSEMBLAGGIO DEL PROFILATO C9K017 CON SQUADRETTE - ECCENTRICI

1 / 3



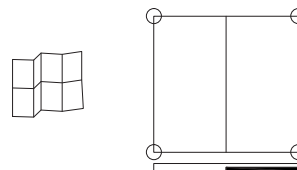
 **C160-ASS-1424**

I rostri vanno inseriti nel profilato verticale C9K017 prima di questo passaggio, vedere pagina L185

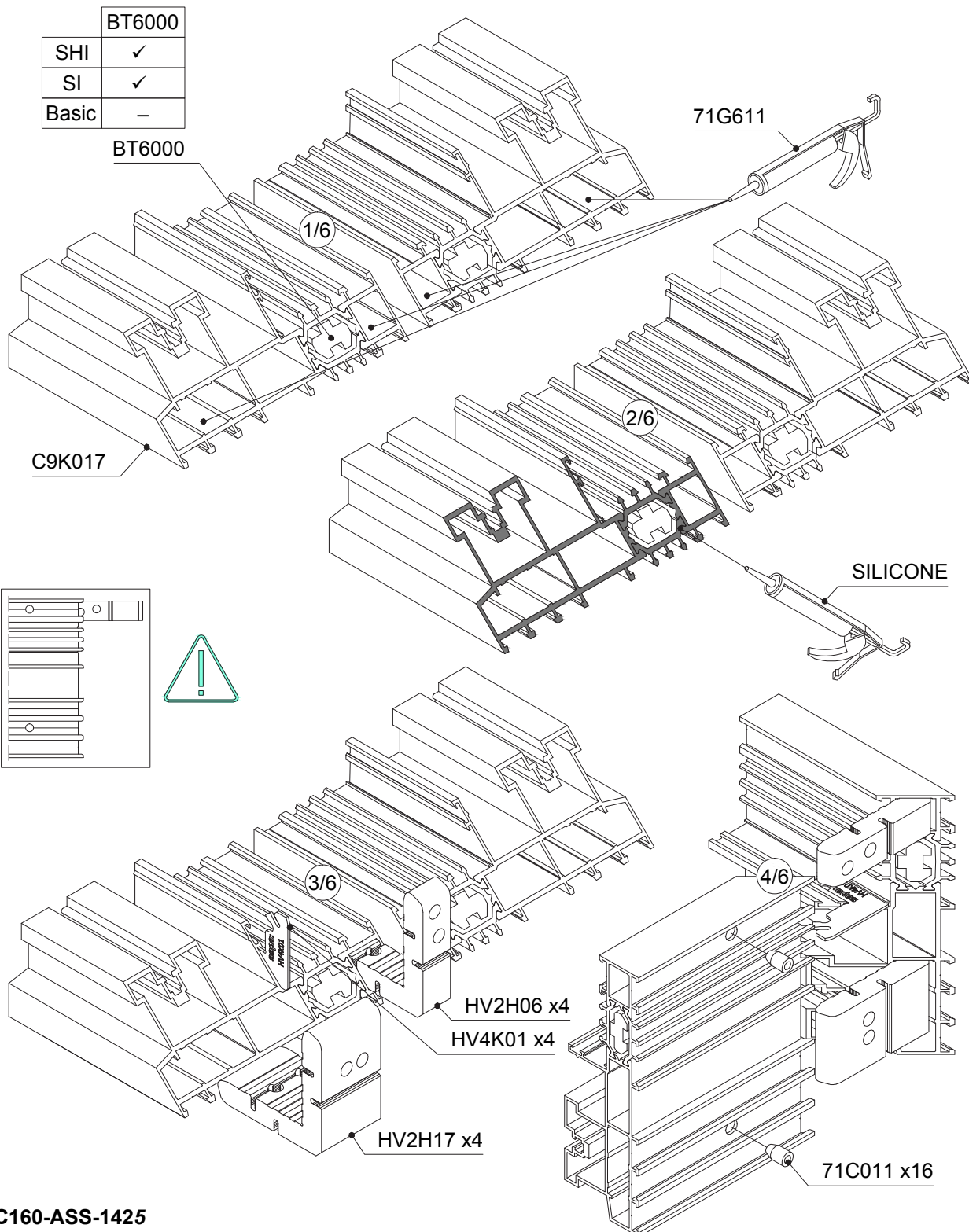
1 binario (C9K017) - Tagli 45°

ASSEMBLAGGIO TELAIO C9K017 CON SQUADRETTE - SPINE CONICHE

2 / 3



	BT6000
SHI	✓
SI	✓
Basic	-



L - Ferramenta e disegni assemblaggio

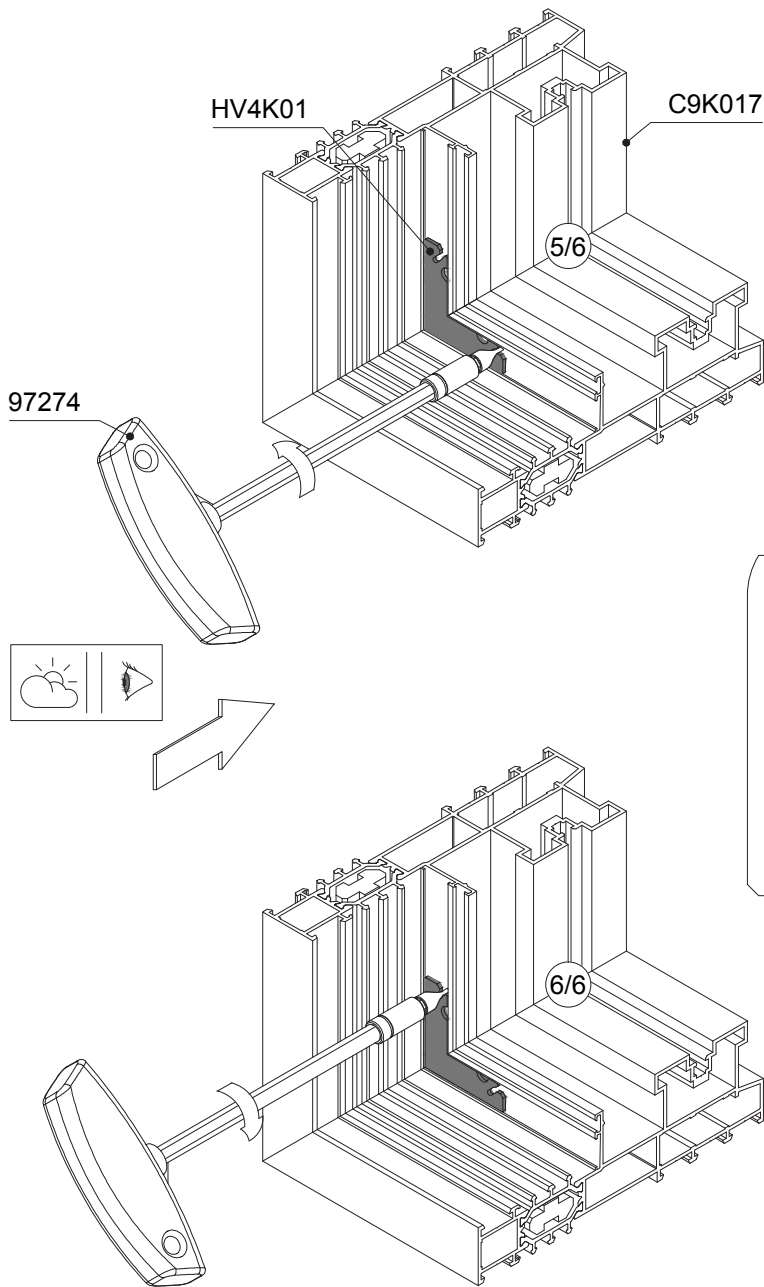
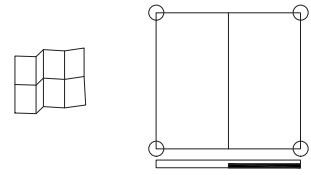
 **C160-ASS-1425**

I rostri vanno inseriti nel profilato verticale C9K017 prima di questo passaggio, vedere pagina L185
Le squadrette per le spine coniche non sono simmetriche.

1 binario (C9K017) - Tagli 45°

ASSEMBLAGGIO TELAIO C9K017 CON SQUADRETTE - HV4K01

3 / 3

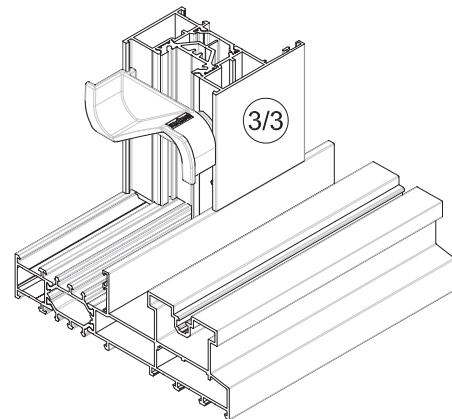
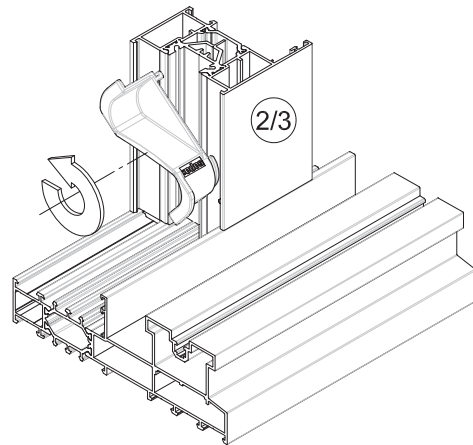
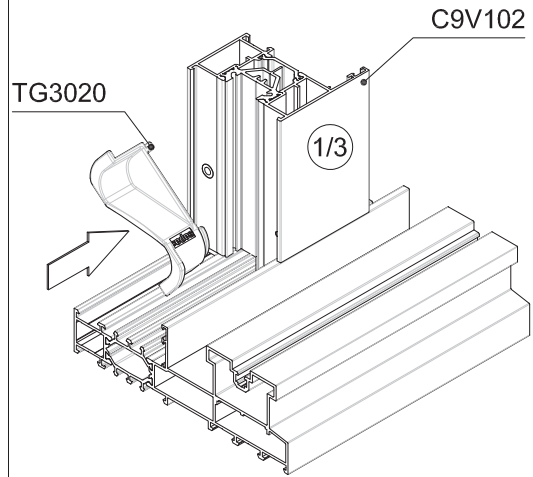
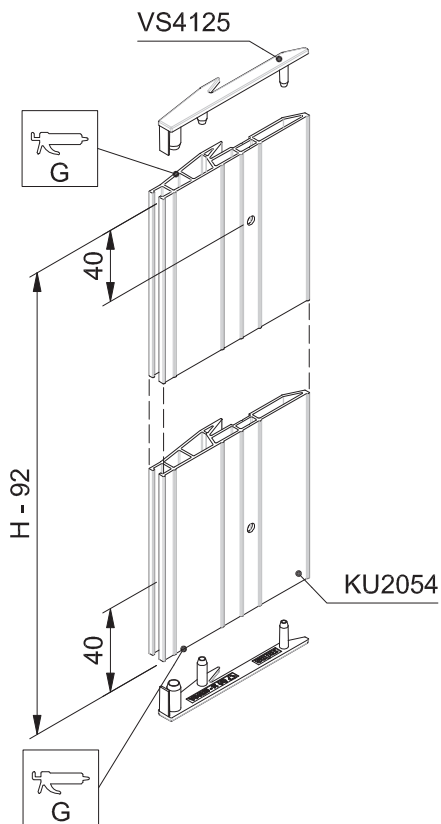
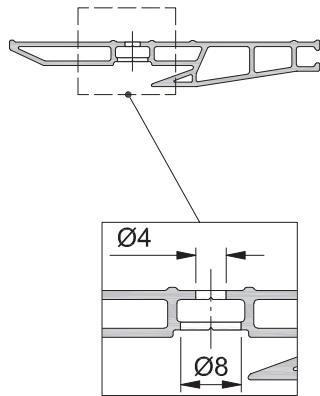
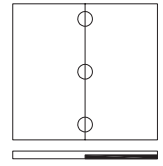
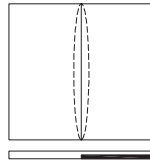


 C160-ASS-1426

1 binario (C9K017) - Tagli 45°

ASSEMBLAGGIO INCONTRO

1 / 5



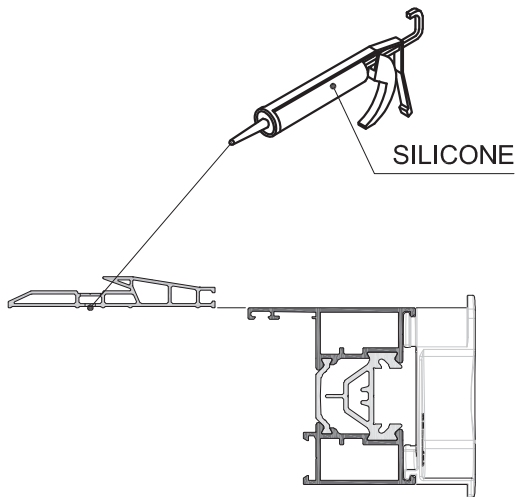
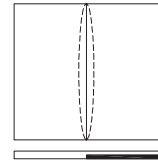
 C160S-ASS-1431

Domal C160 Smartline

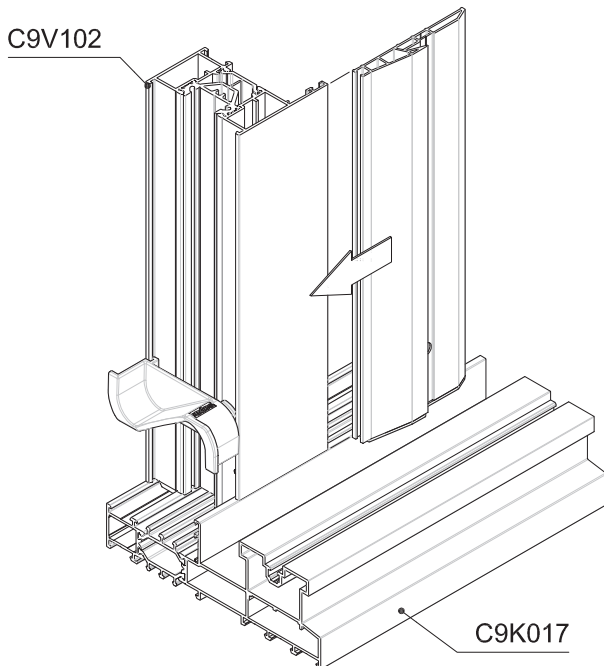
1 binario (C9K017) - Tagli 45°

OPERAZIONI ADDIZIONALI SU INCONTRO ALZANTE SCORREVOLE

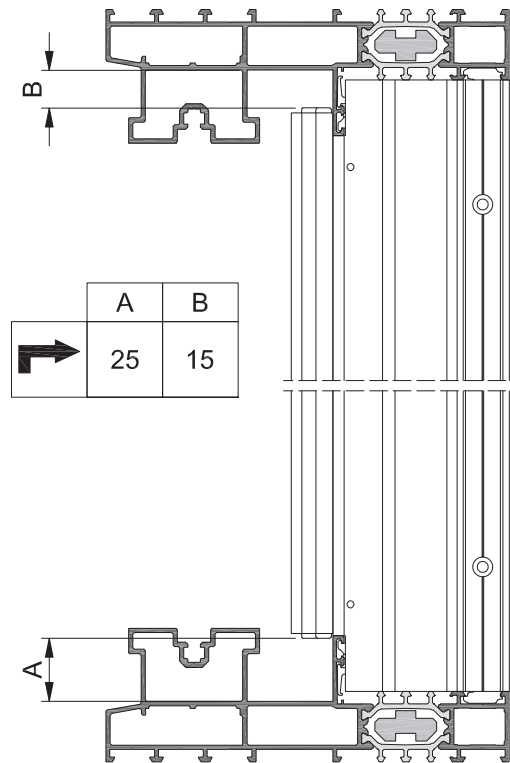
2 / 5



1/2



2/2



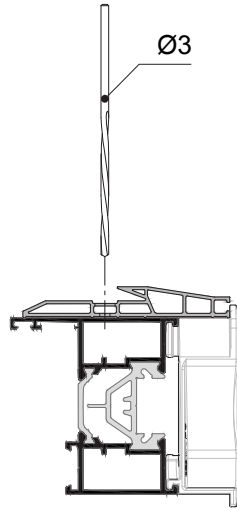
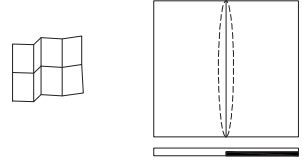
 C160S-ASS-1432

Necessario solo per alzante scorrevole.

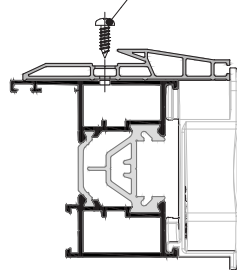
1 binario (C9K017) - Tagli 45°

ASSEMBLAGGIO INCONTRO

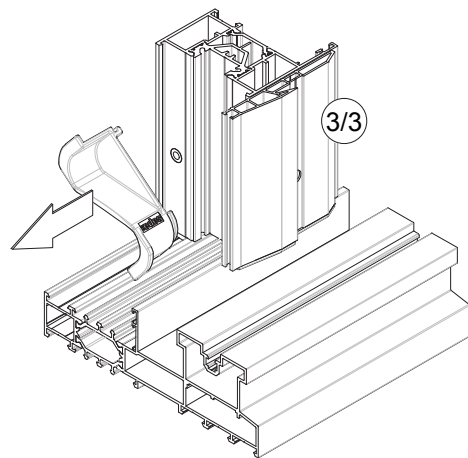
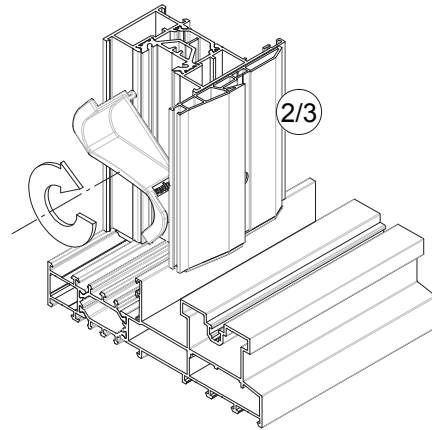
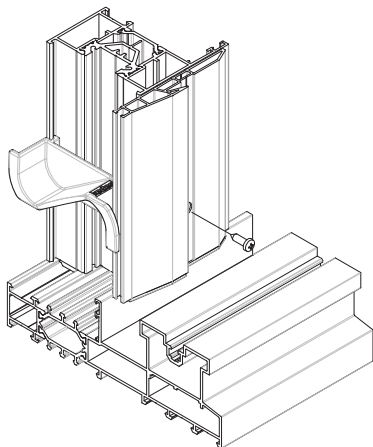
3 / 5



82K313.005



1/3



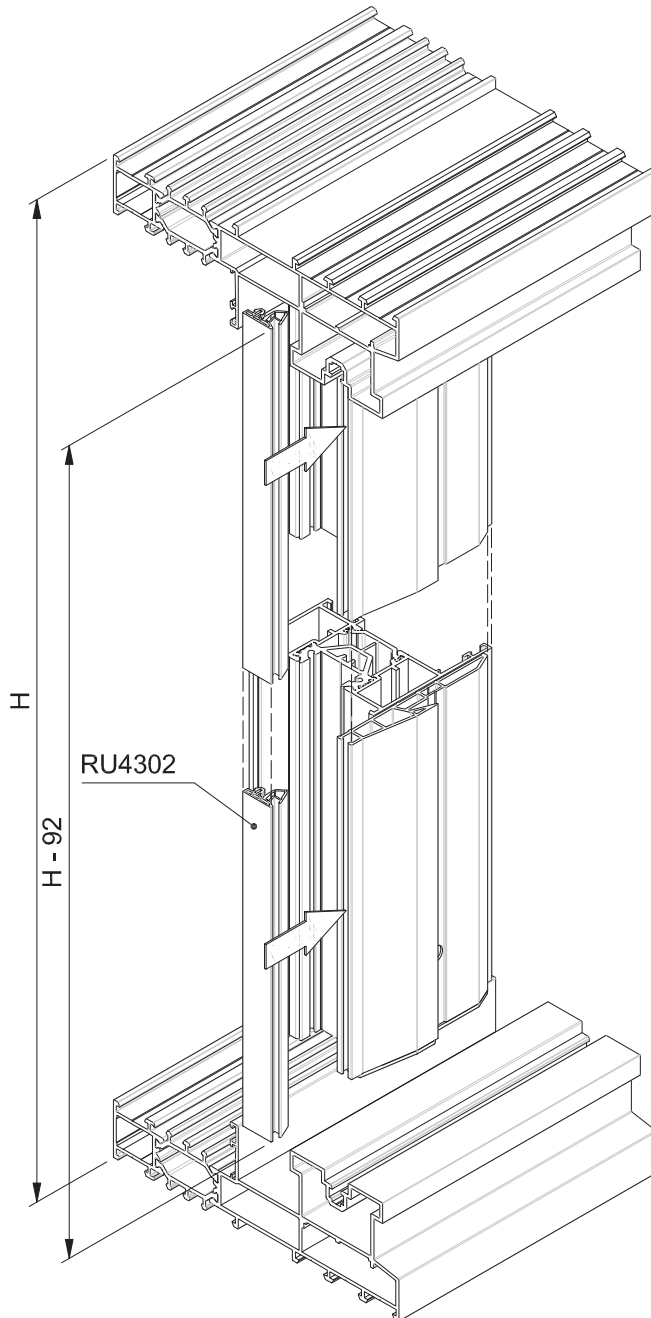
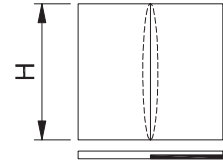
C160S-ASS-1433

Utilizzare le viti nere 82K313.005.

1 binario (C9K017) - Tagli 45°

ASSEMBLAGGIO RU4302

4 / 5

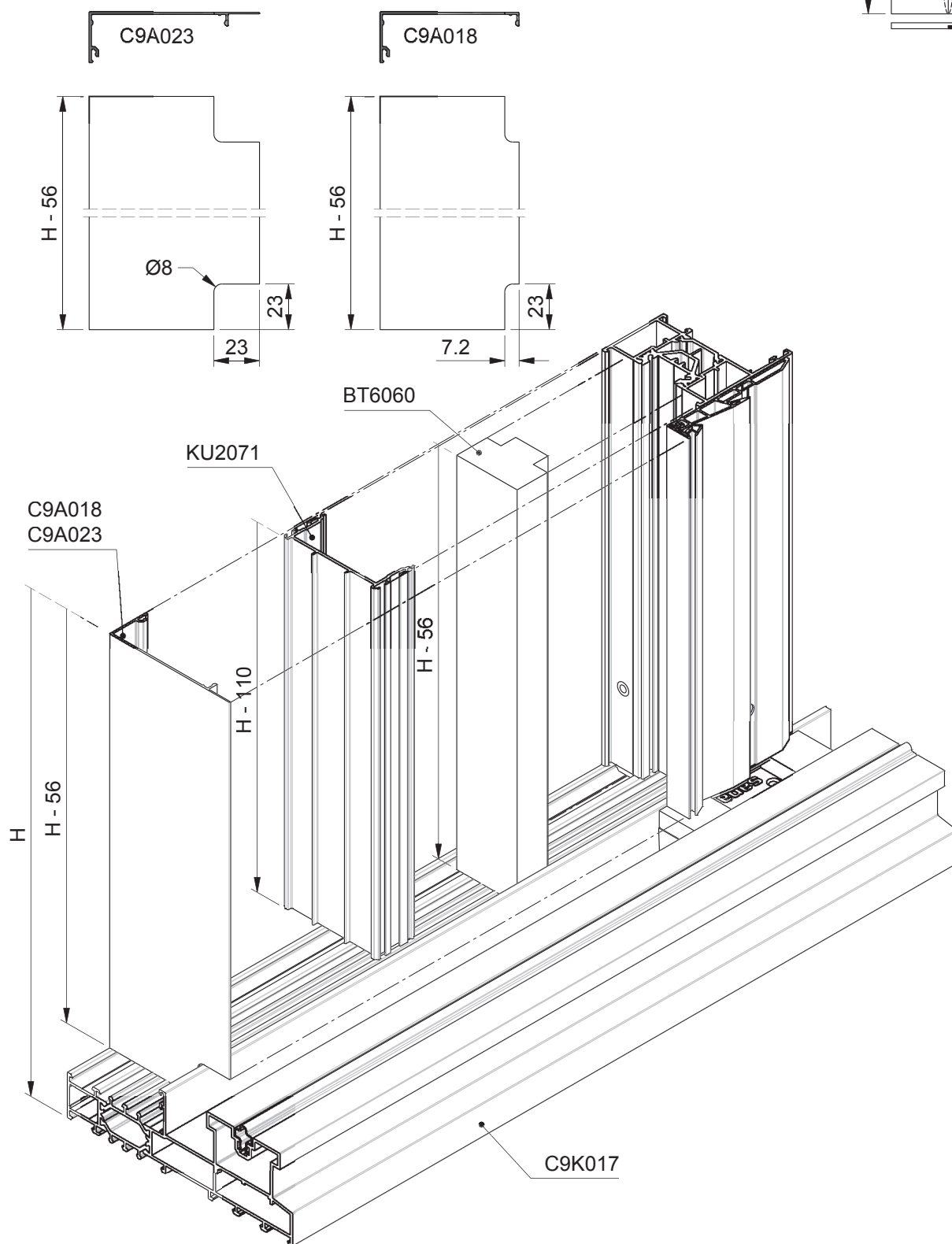
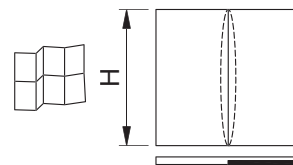


 C160S-ASS-1434

1 binario (C9K017) - Tagli 45°

OPERAZIONE ED ASSEMBLAGGIO C9A023/C9A018

5 / 5



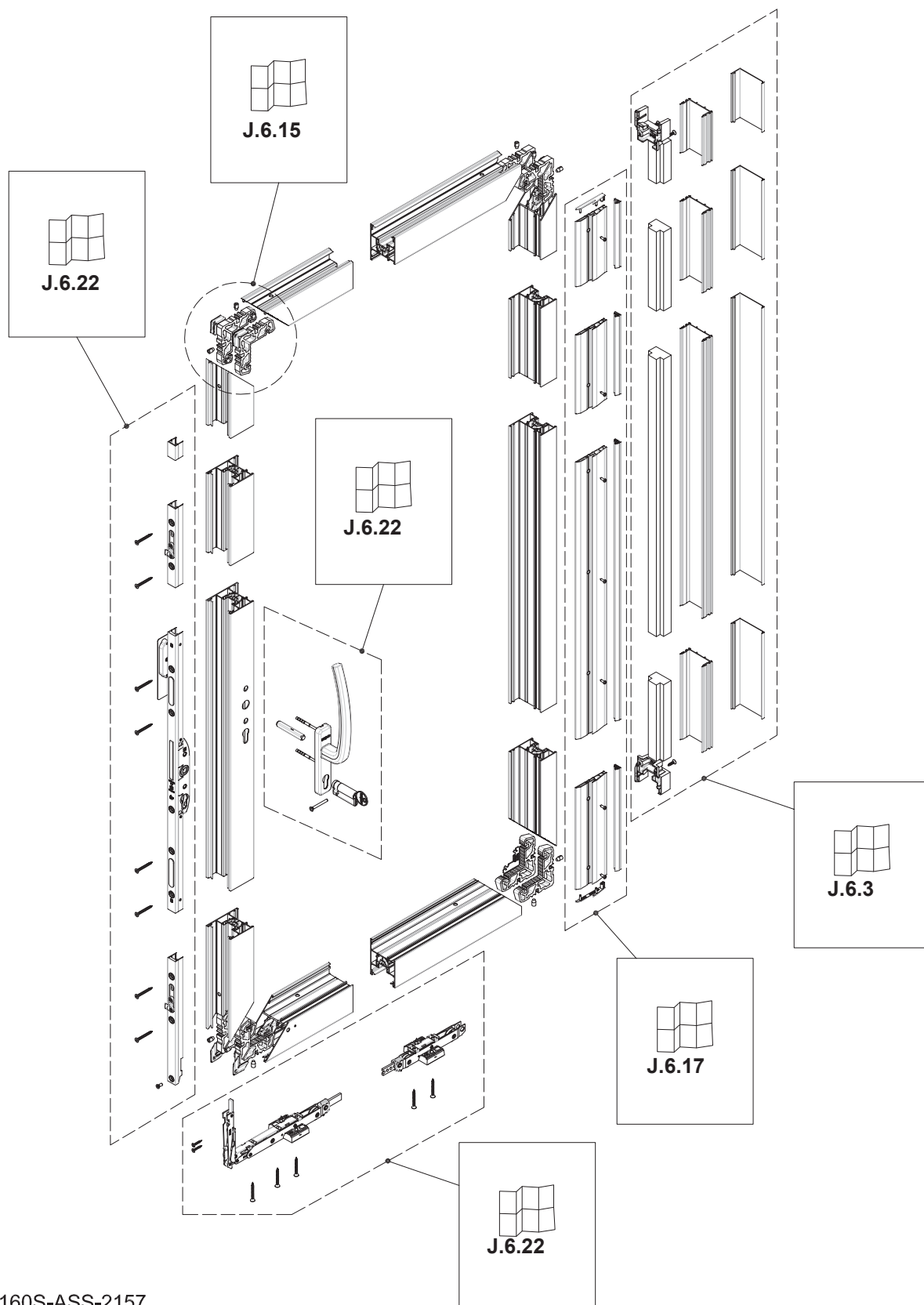
 C160S-ASS-1435

Lavorazioni sull'anta

Panoramica operazioni su anta	L162
Operazioni su anta alzante scorrevole e scorrevole	L163
Operazioni su anta C9V101 per squadrette - spine coniche	L165
Operazioni su anta C9V101-C9V102 per squadrette - spine coniche	L166
Lavorazione su C9V15x anta effetto bi-metal	L167
Drenaggio anta alzante scorrevole e scorrevole	L168
Operazioni su anta per terminali	L169
Assemblaggio guarnizione di battuta RU121 - Alzante scorrevole	L170
Assemblaggio guarnizione di battuta RU121 - Alzante scorrevole - 3 Binari	L171
Assemblaggio anta con squadrette	L172
Assemblaggio anta con squadrette - Spine coniche - No lato chiusura	L173
Assemblaggio anta con squadrette - HV4K01	L174
Assemblaggio e foratura	L175
Assemblaggio guida VS5184	L176
Assemblaggio KU2054 usando TG3020	L177
Assemblaggio RU4302	L178
Assemblaggio VS9225, BT6060, KU2071 e C9A018	L179
Assemblaggio KU2054 - Alzante scorrevole - Anta centrale	L180
Assemblaggio RU4302 - Alzante scorrevole - Anta centrale	L181
Assemblaggio chiusura - Alzante scorrevole - Anta centrale	L182
Assemblaggio C9A018 - Alzante scorrevole - Anta centrale	L183
Assemblaggio paracolpi SV002	L184

Lavorazioni sull'anta

PANORAMICA OPERAZIONI SU ANTA

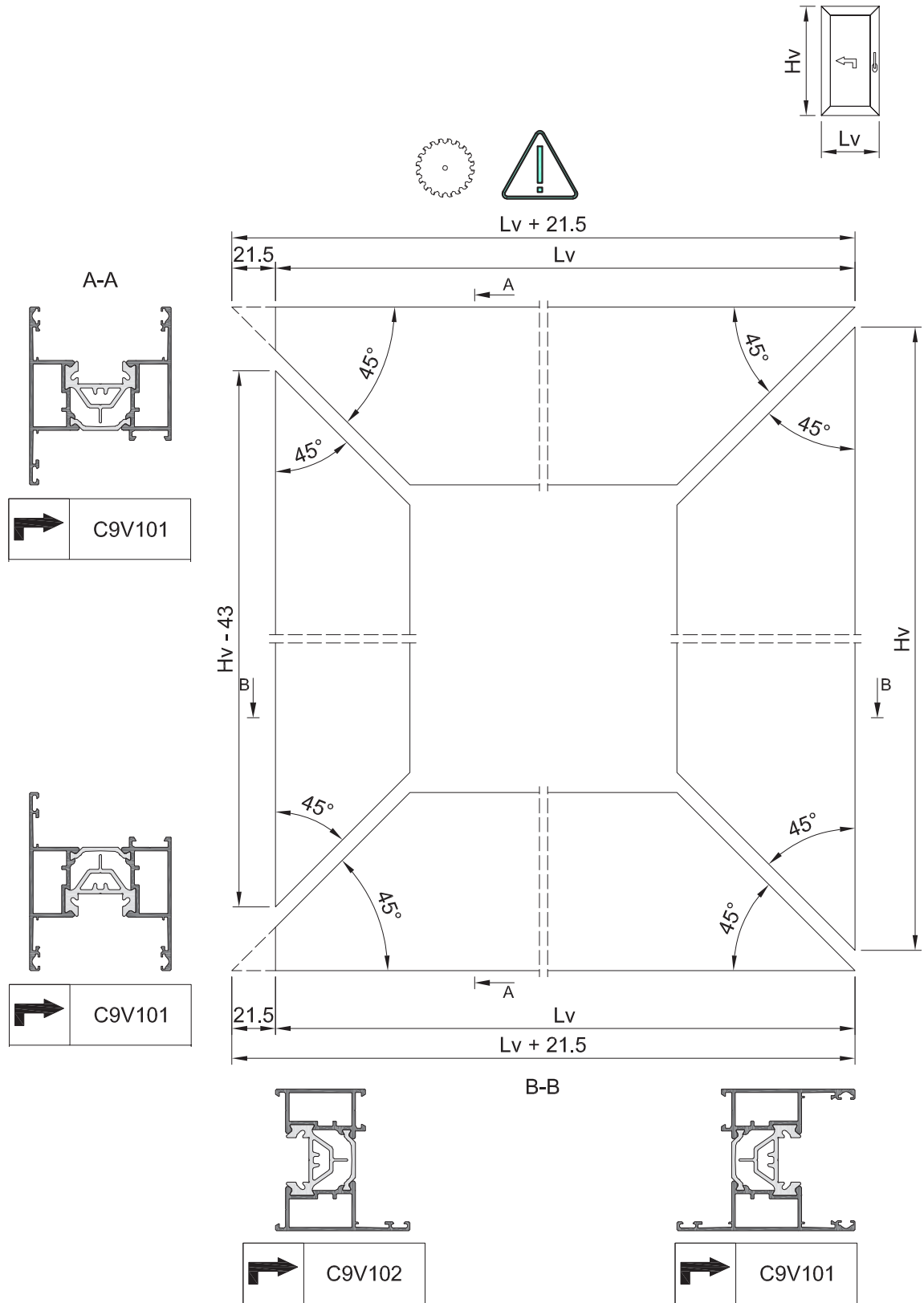


L - Ferramenta e disegni assemblaggio

C160S-ASS-2157

Lavorazioni sull'anta

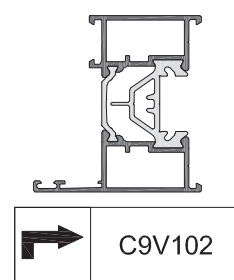
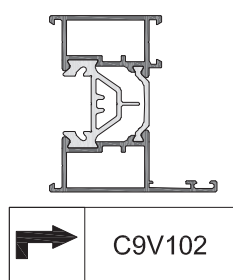
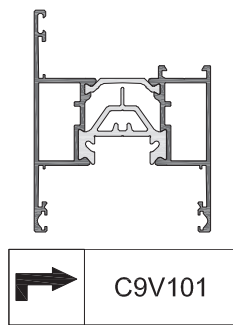
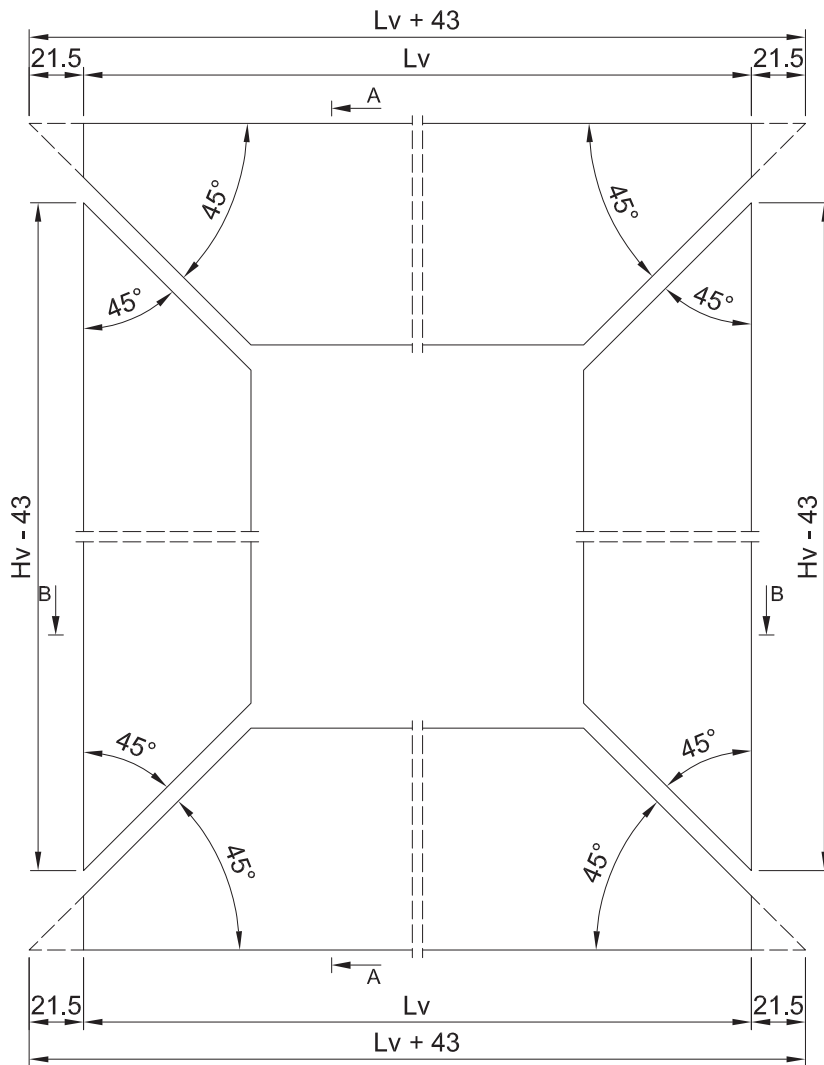
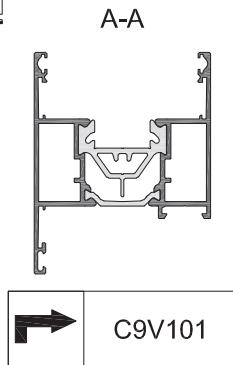
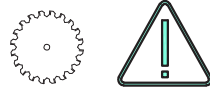
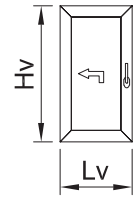
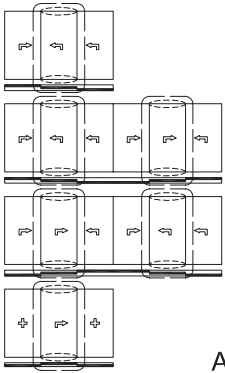
OPERAZIONI SU ANTA ALZANTE SCORREVOLE



L - Ferramenta e disegni assemblaggio

Lavorazioni sull'anta

OPERAZIONI SU ANTA ALZANTE SCORREVOLE



L - Ferramenta e disegni assemblaggio

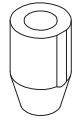
C160S-ASS-2111

Lavorazioni sull'anta

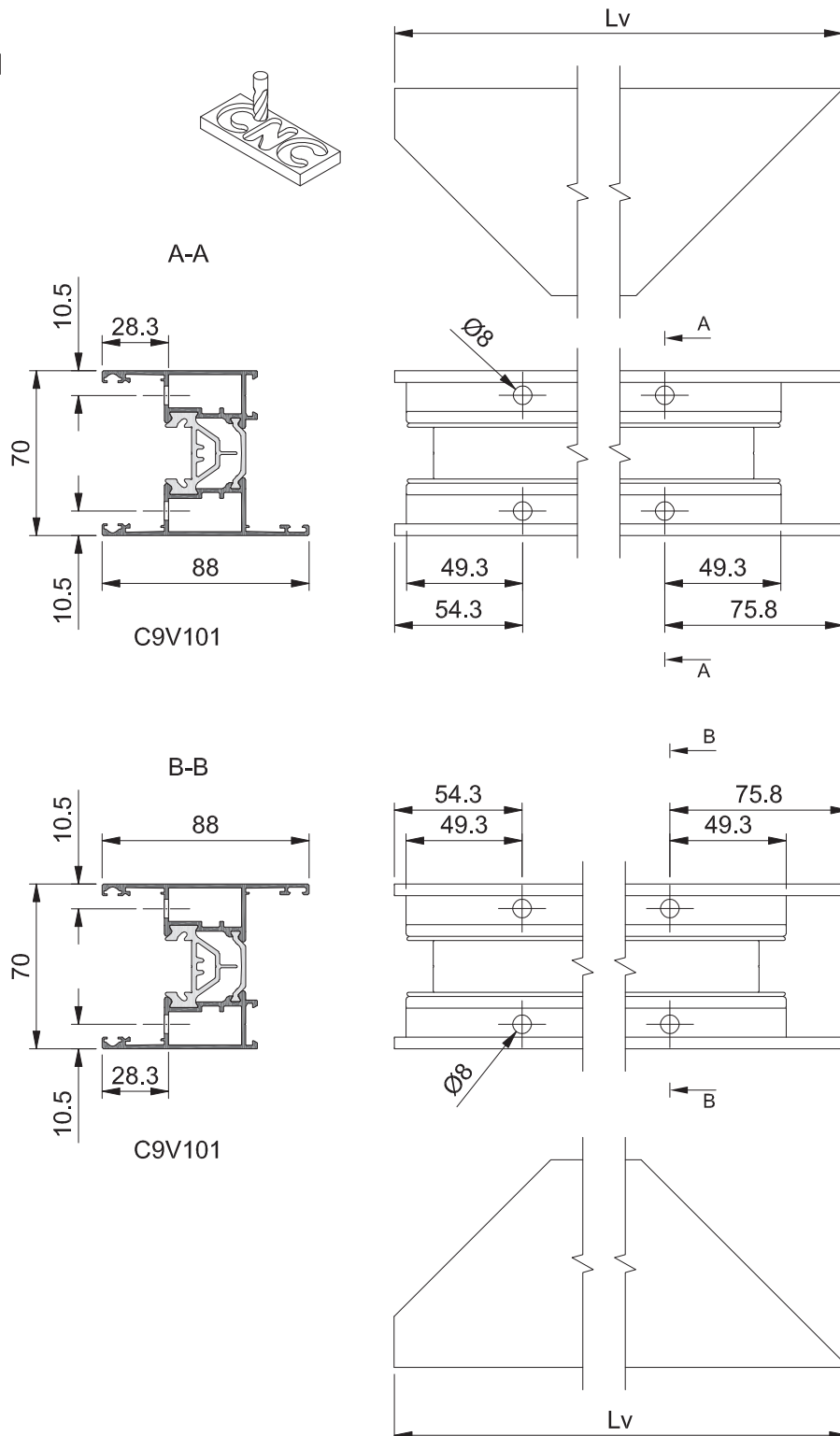
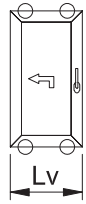
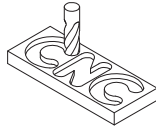
OPERAZIONI SU ANTA C9V101 PER SQUADRETTE - SPINE CONICHE

1 / 2

Lavorazione da effettuare con punzonatrice D5110000



71C011



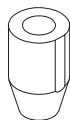
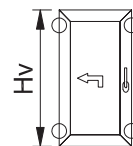
 C160S-ASS-2113

Lavorazioni sull'anta

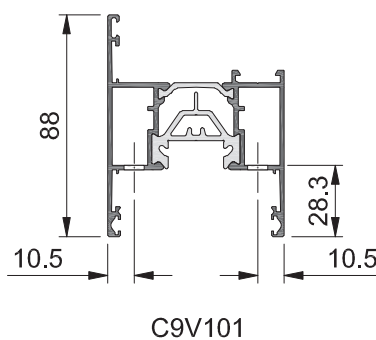
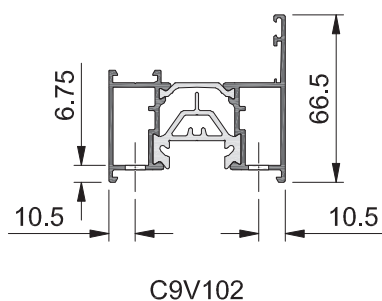
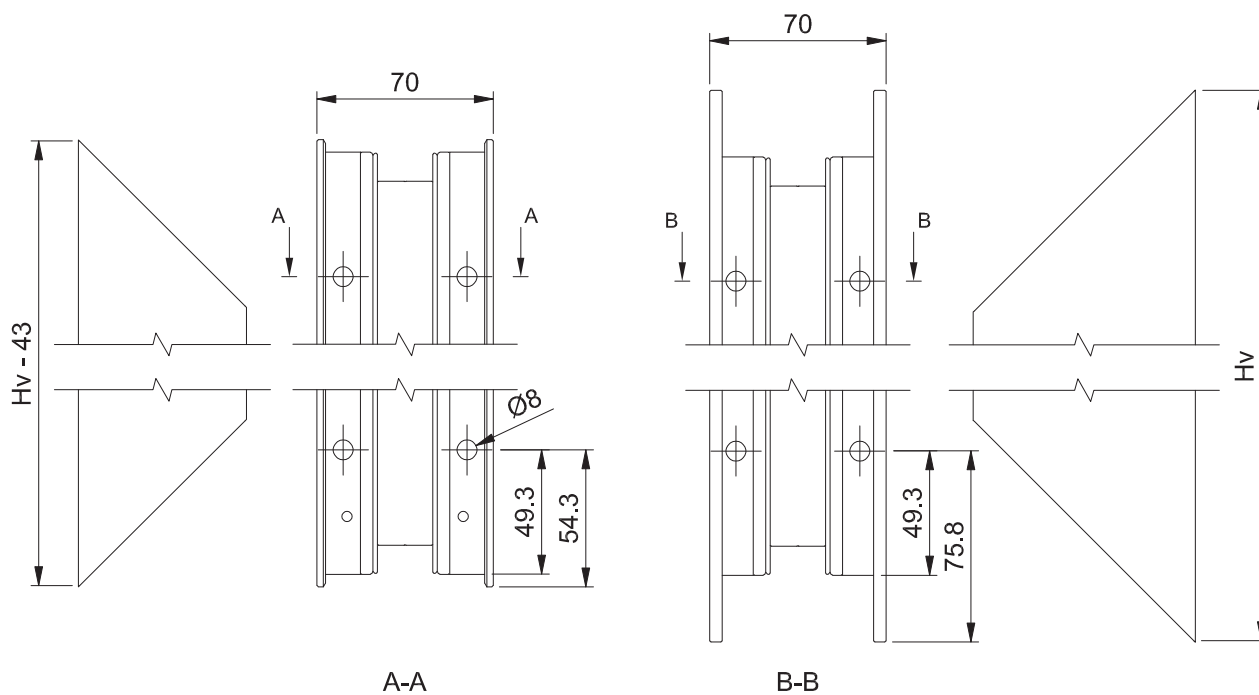
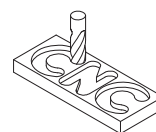
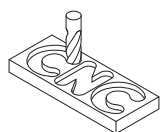
OPERAZIONI SU ANTA C9V101-C9V102 PER SQUADRETTE - SPINE CONICHE

2 / 2

Lavorazione da effettuare con punzonatrice D5110000

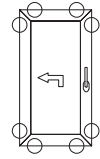
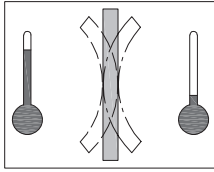


71C011

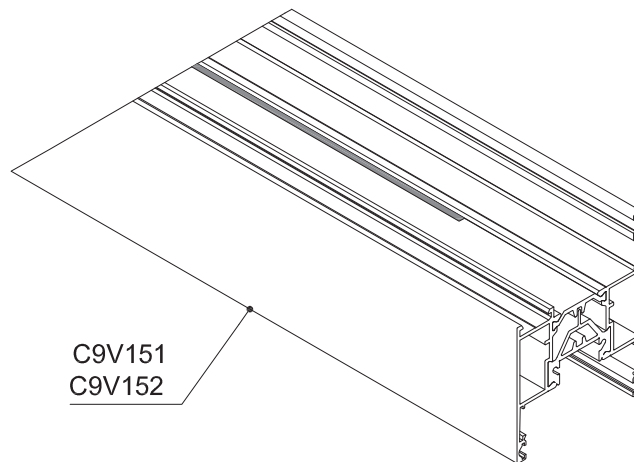
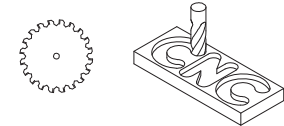
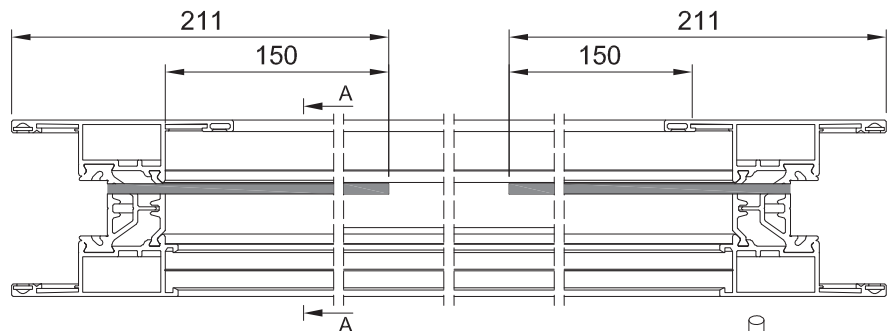
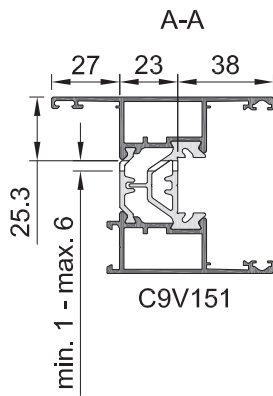
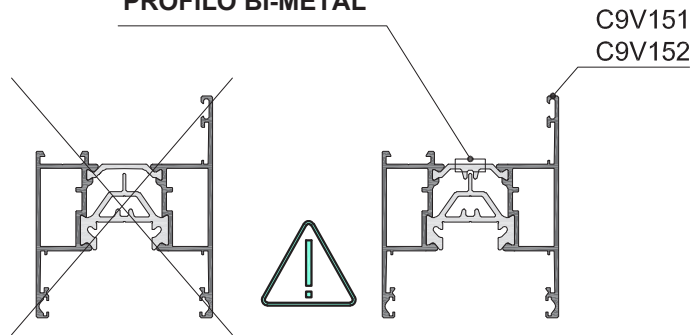


Lavorazioni sull'anta

LAVORAZIONE SU C9V15X ANTA EFFETTO BI-METAL



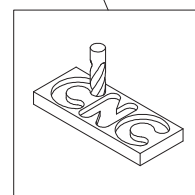
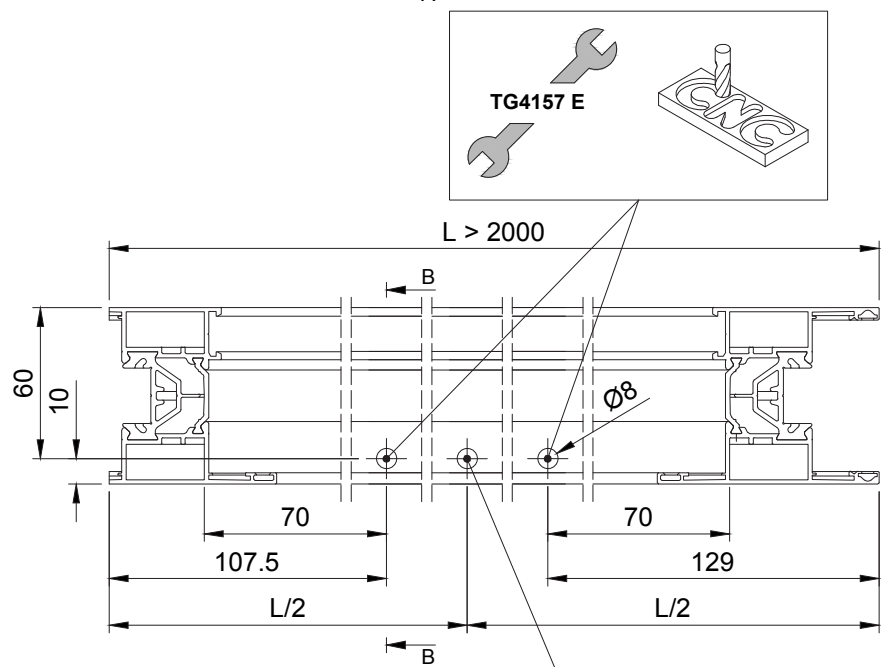
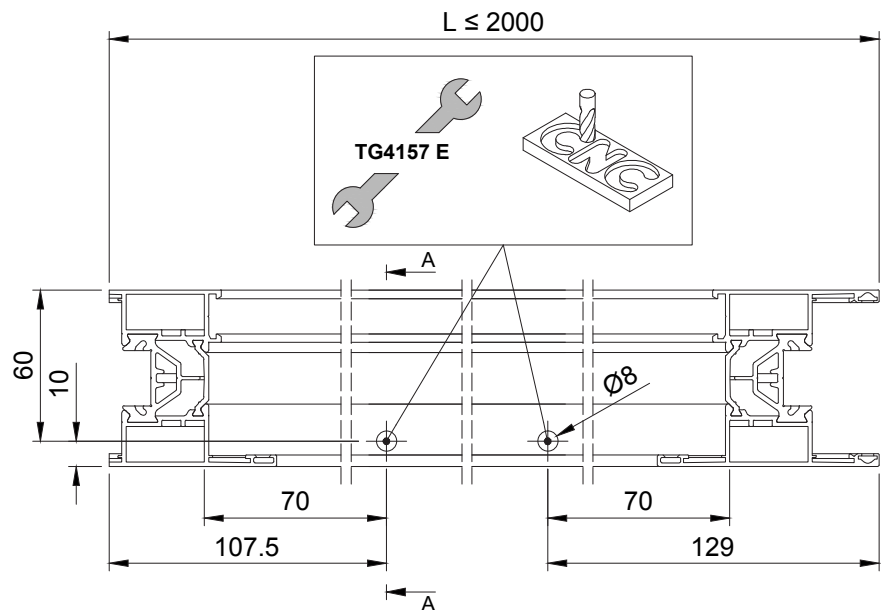
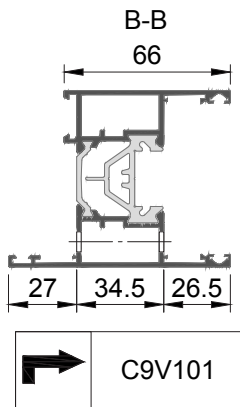
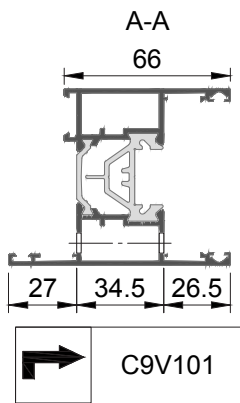
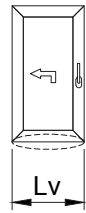
PROFILO BI-METAL



 C160S-ASS-2117

Lavorazioni sull'anta

DRENAGGIO ANTA ALZANTE SCORREVOLE

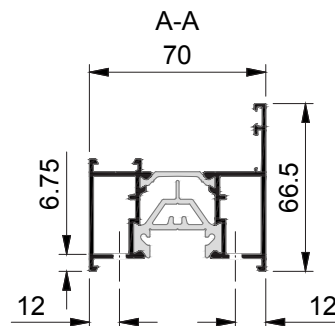
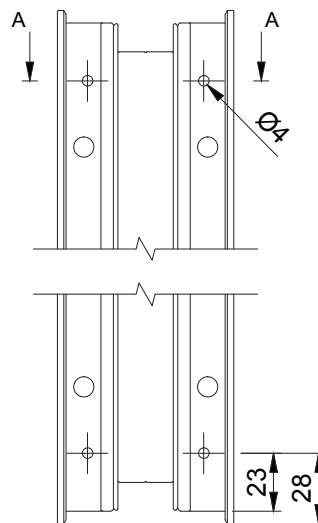
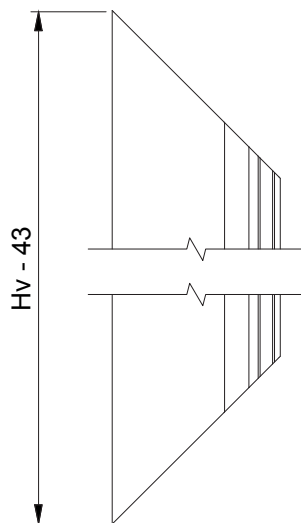
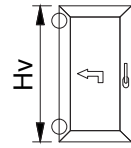


L - Ferramenta e disegni assemblaggio

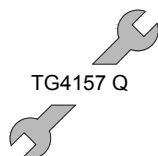

 C160S-ASS-2118

Lavorazioni sull'anta

OPERAZIONI SU ANTA PER TERMINALI



C9V102



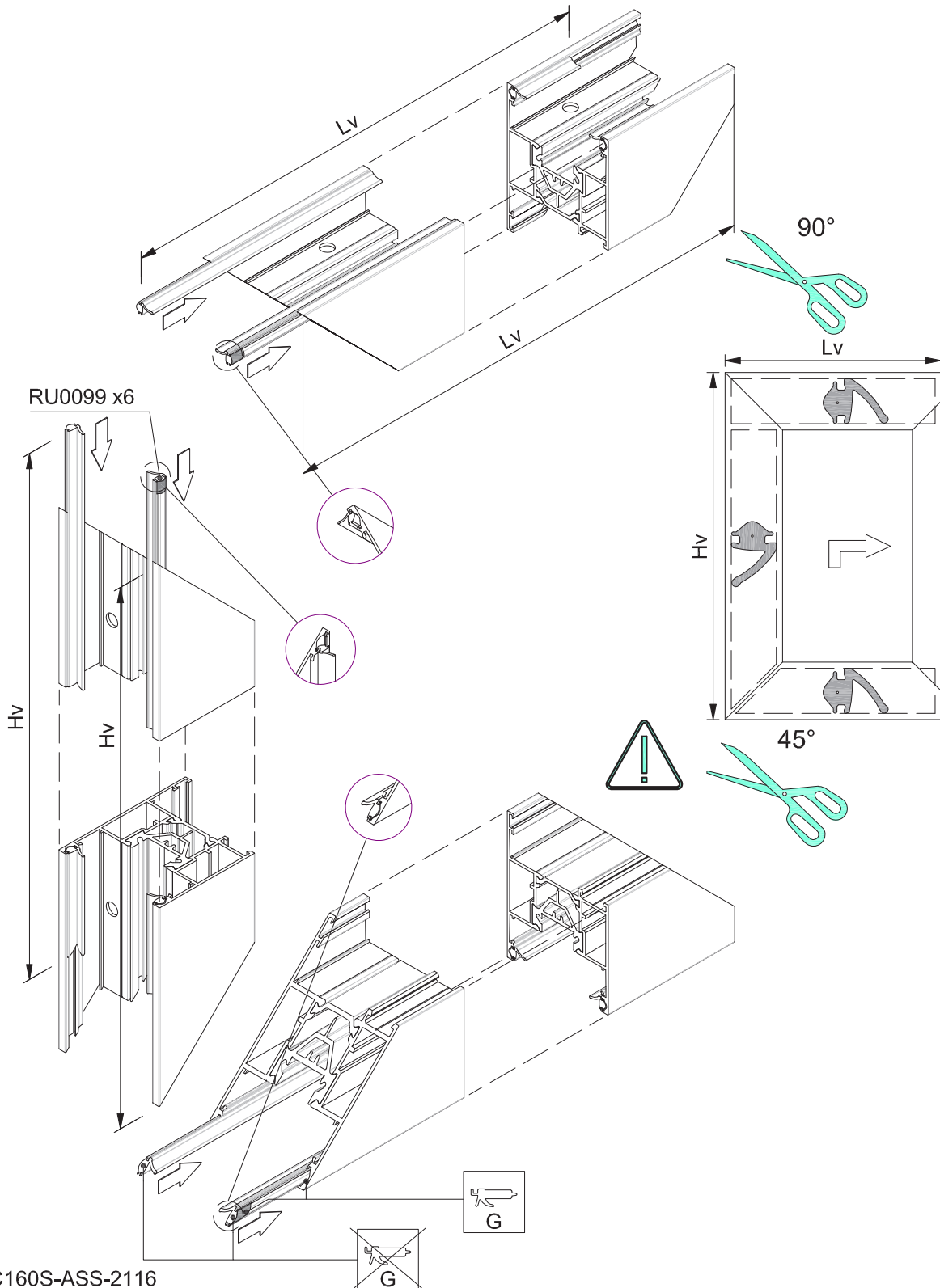
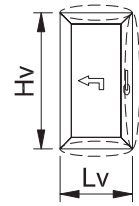
TG4157 Q

C160S-ASS-2115

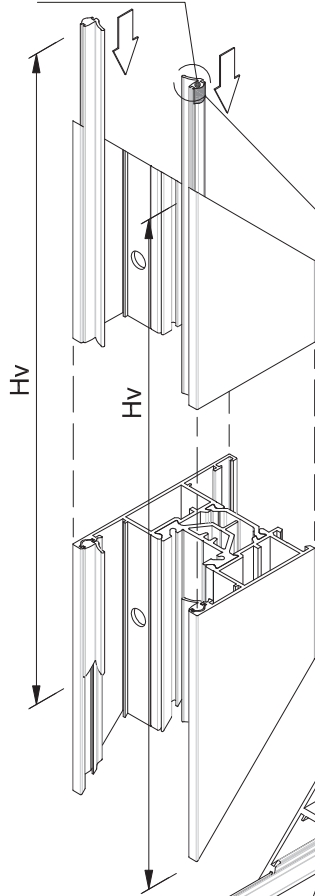
Lavorazioni sull'anta

ASSEMBLAGGIO GUARNIZIONE DI BATTUTA RU0121 - ALZANTE SCORREVOLE

1 / 2



RU0099 x6



Hv

Hv



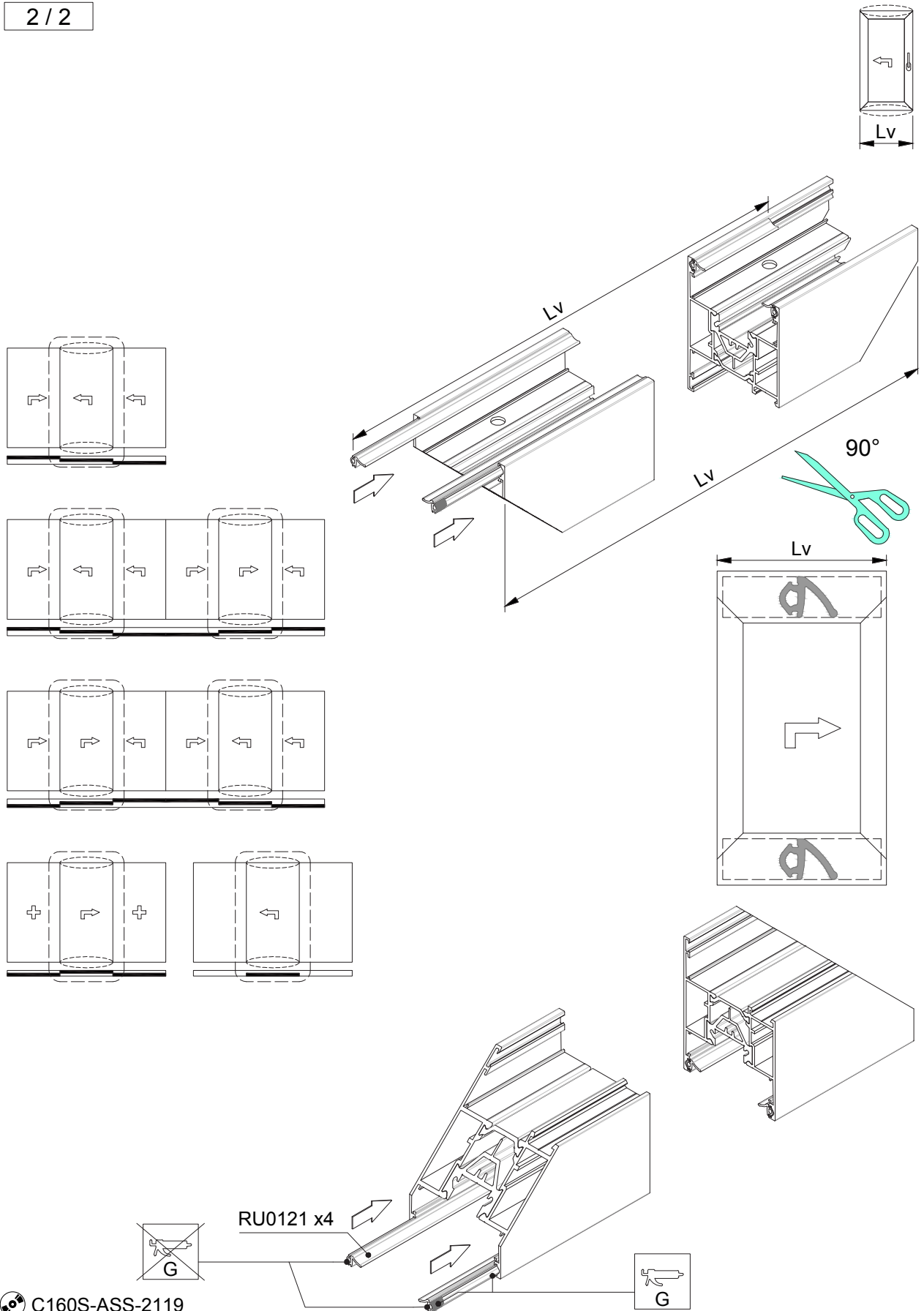
C160S-ASS-2116

L - Ferramenta e disegni assemblaggio

Lavorazioni sull'anta

ASSEMBLAGGIO GUARNIZIONE DI BATTUTA RU0121 - ALZANTE SCORREVOLE - 3 BINARI

2 / 2

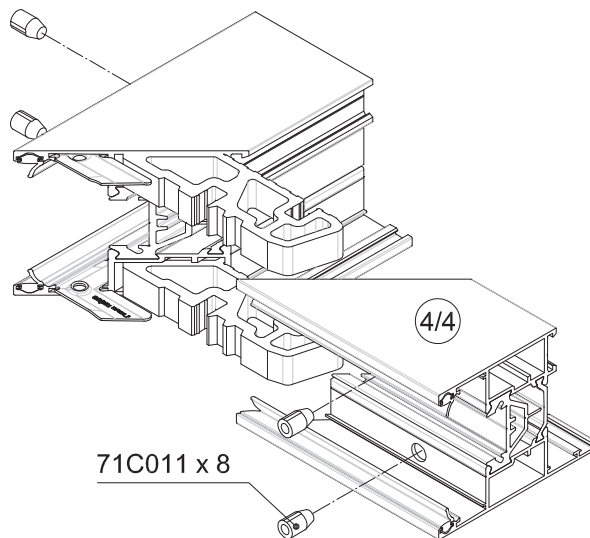
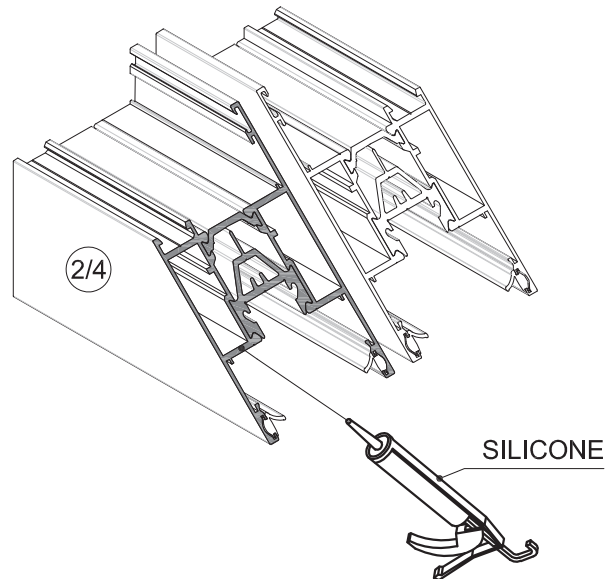
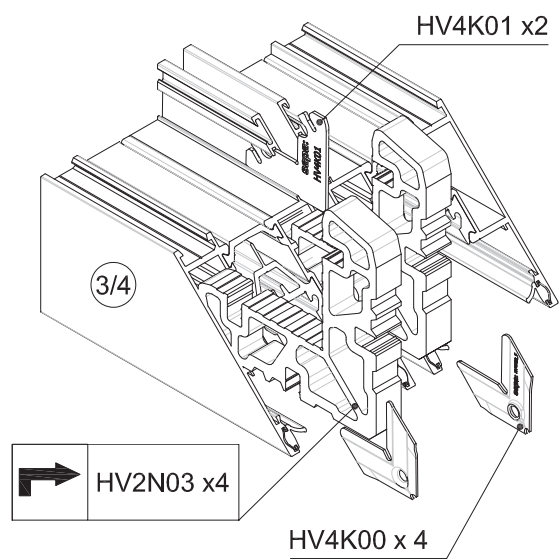
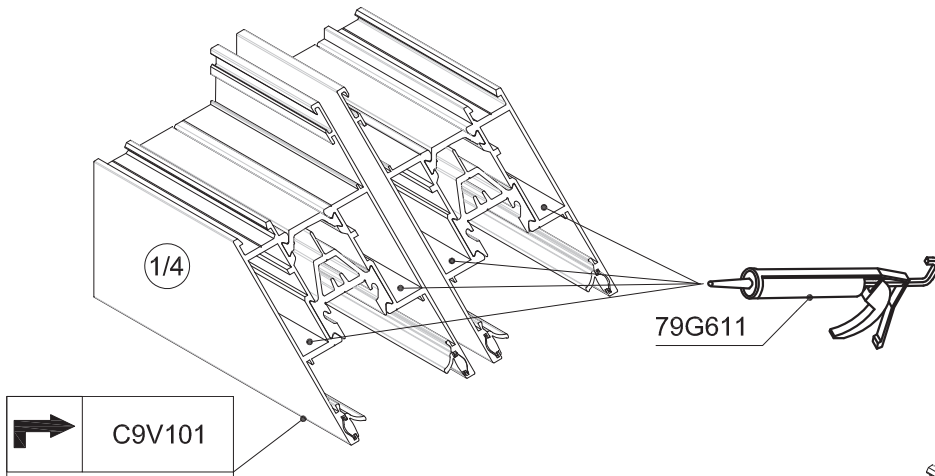
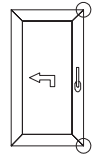


C160S-ASS-2119

Lavorazioni sull'anta

ASSEMBLAGGIO ANTA CON SQUADRETTE

1 / 3



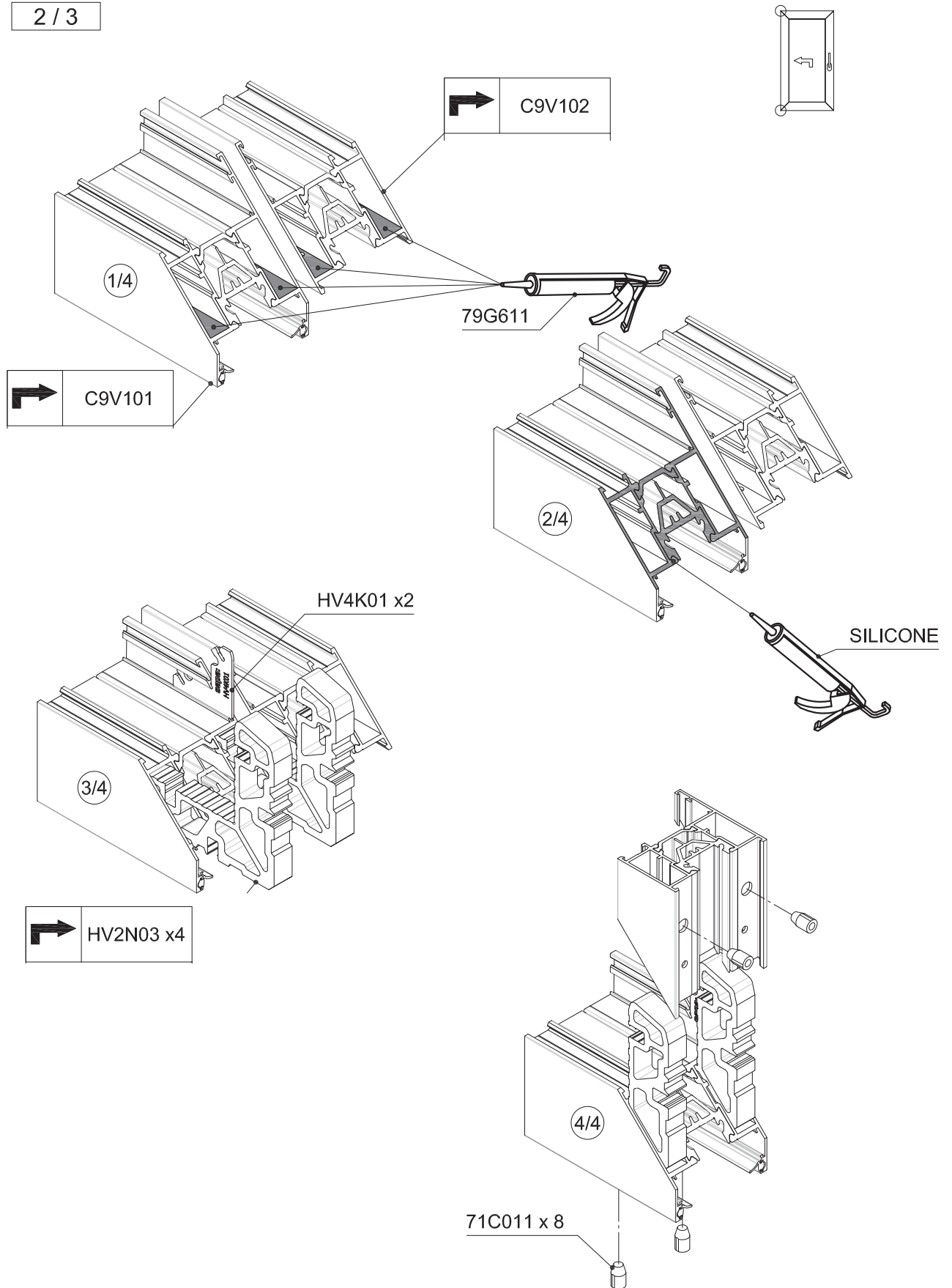
L - Ferramenta e disegni assemblaggio

C160S-ASS-2120

Lavorazioni sull'anta

ASSEMBLAGGIO ANTA CON SQUADRETTE - SPINE CONICHE - NO LATO CHIUSURA

2 / 3

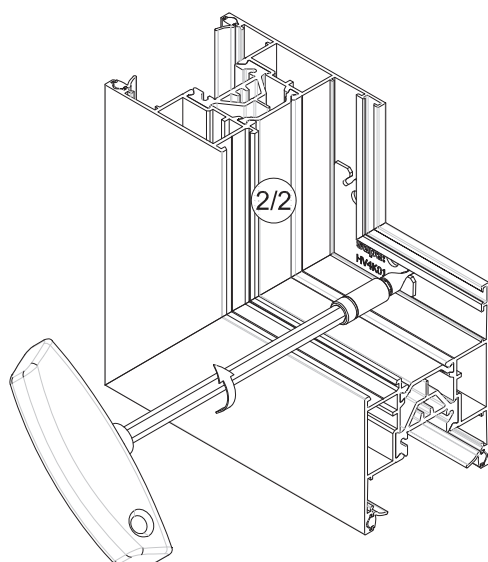
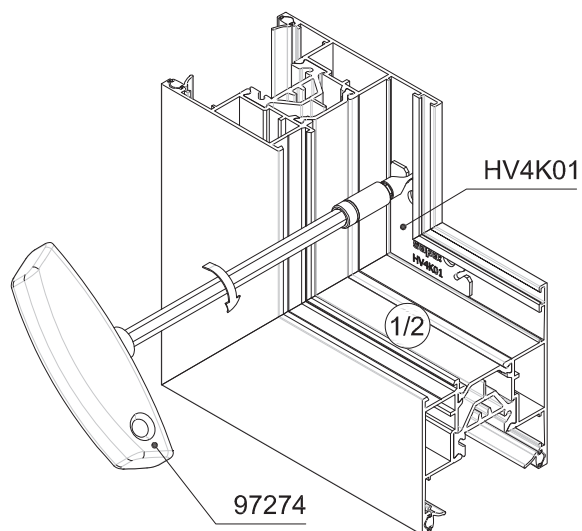
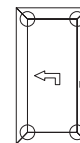


 C160S-ASS-2121

Lavorazioni sull'anta

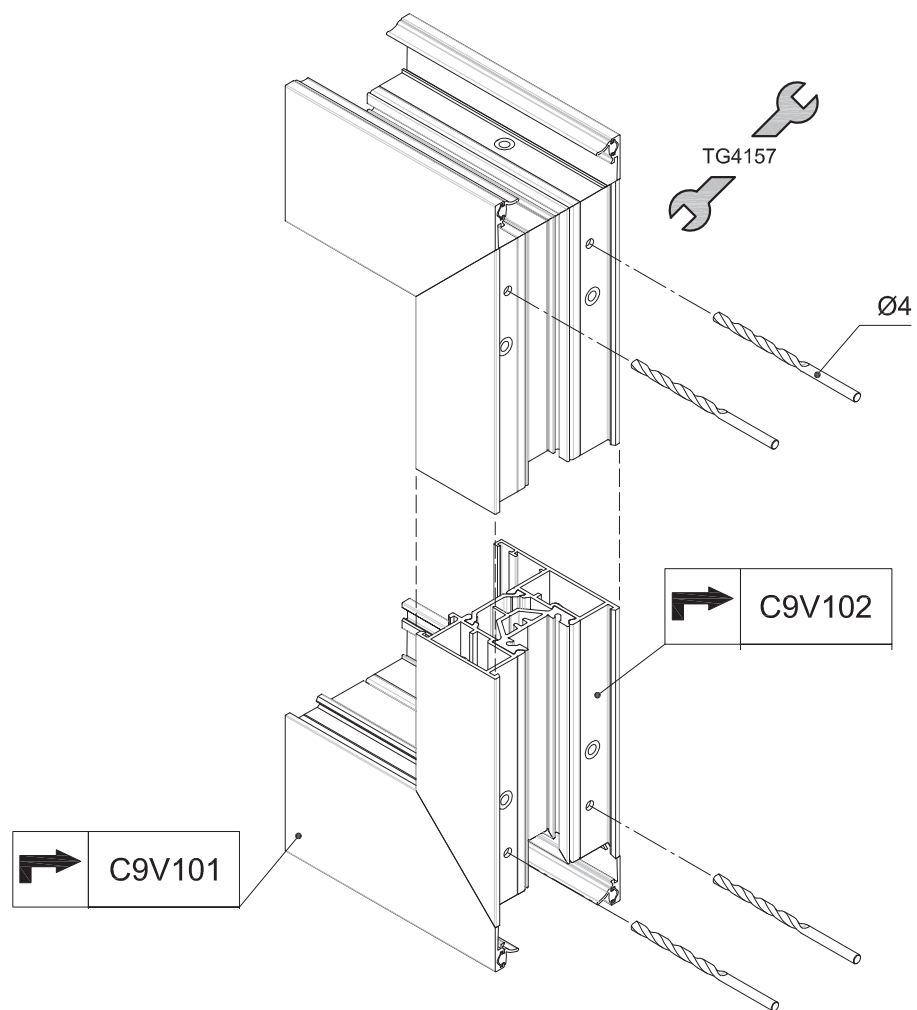
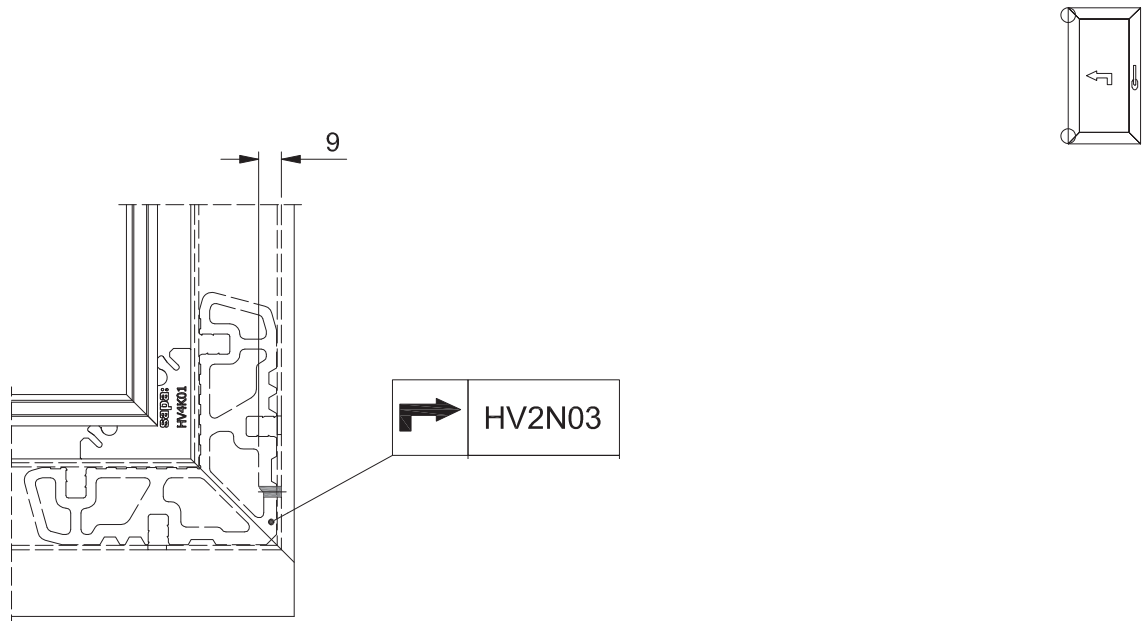
ASSEMBLAGGIO ANTA CON SQUADRETTE - HV4K01

3 / 3



Lavorazioni sull'anta

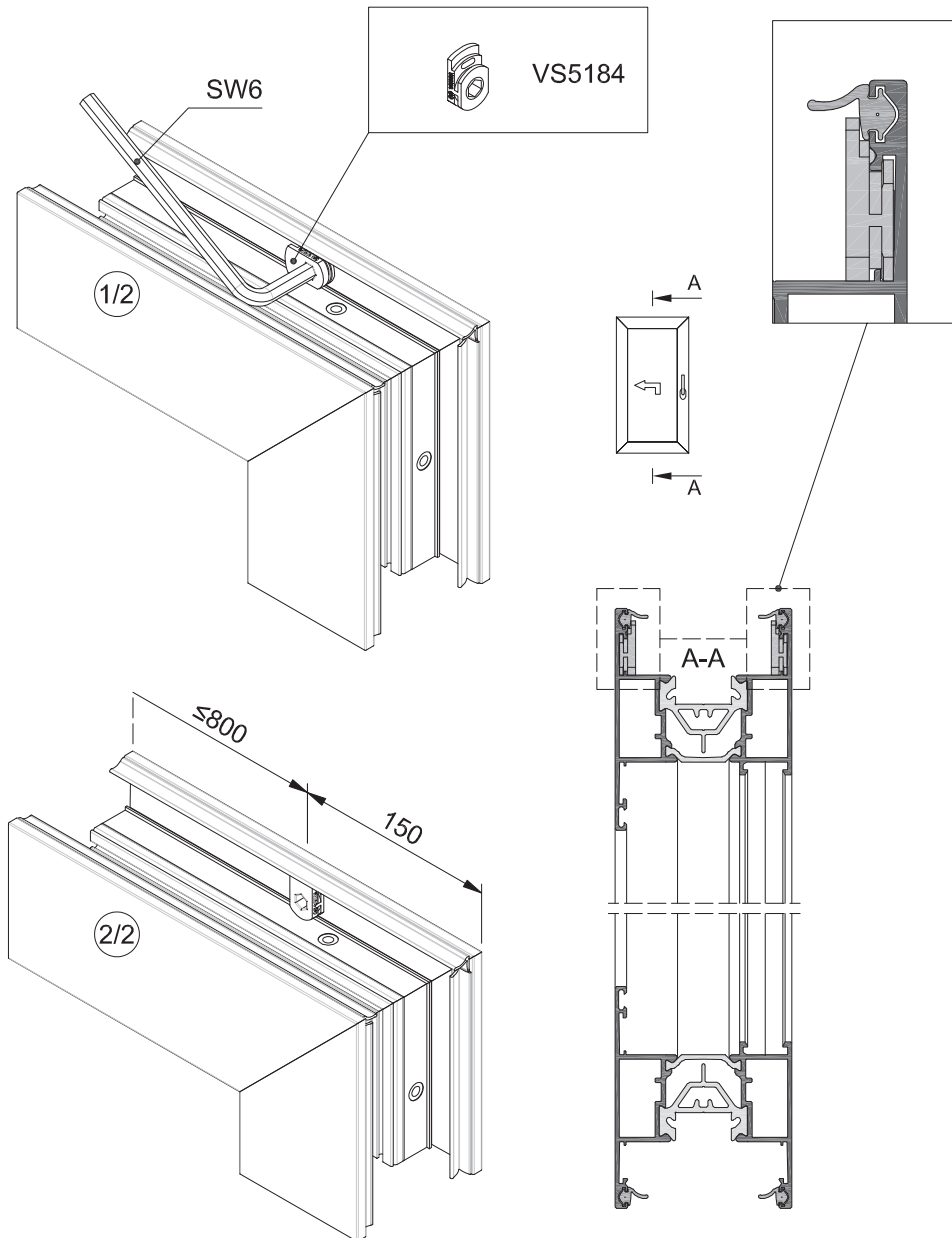
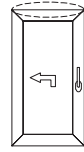
ASSEMBLAGGIO E FORATURA



C160S-ASS-2145

Lavorazioni sull'anta

ASSEMBLAGGIO GUIDA VS5184



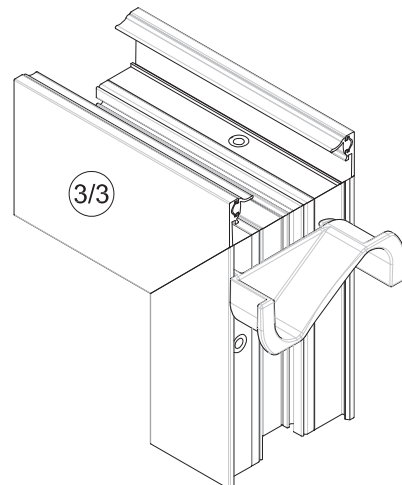
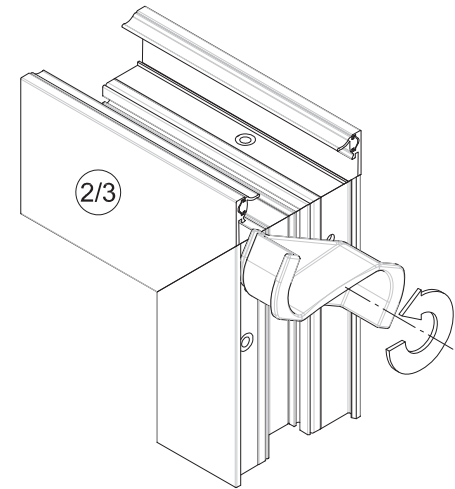
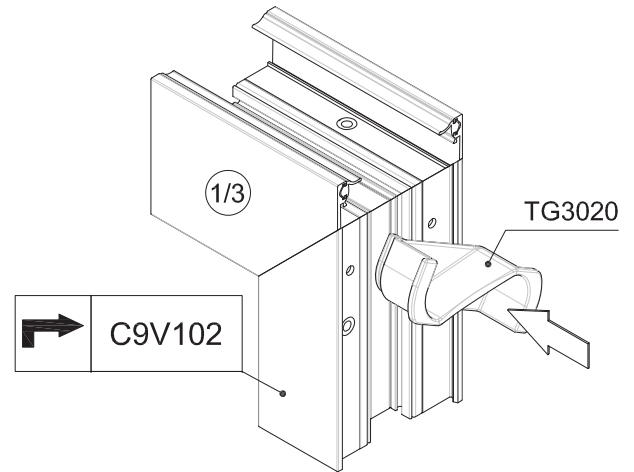
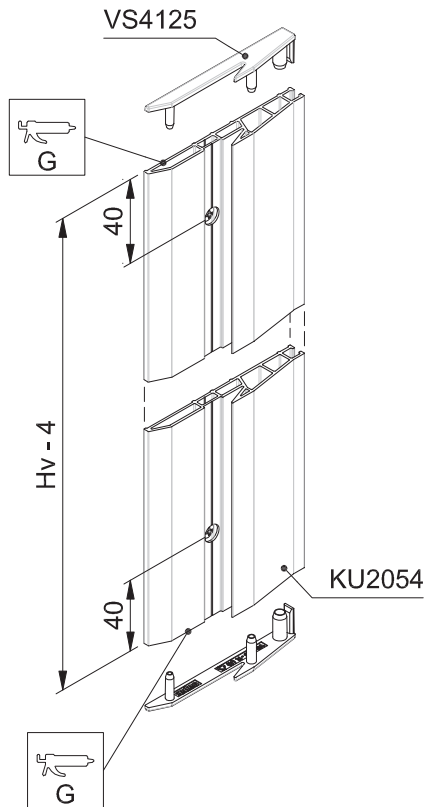
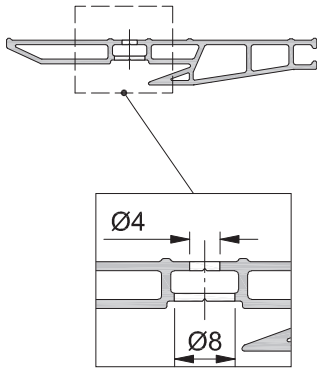
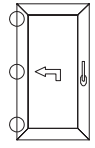
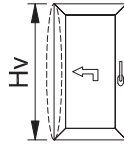
L - Ferramenta e disegni assemblaggio

 C160S-ASS-2144

Lavorazioni sull'anta

ASSEMBLAGGIO KU2054 USANDO TG3020

1 / 3



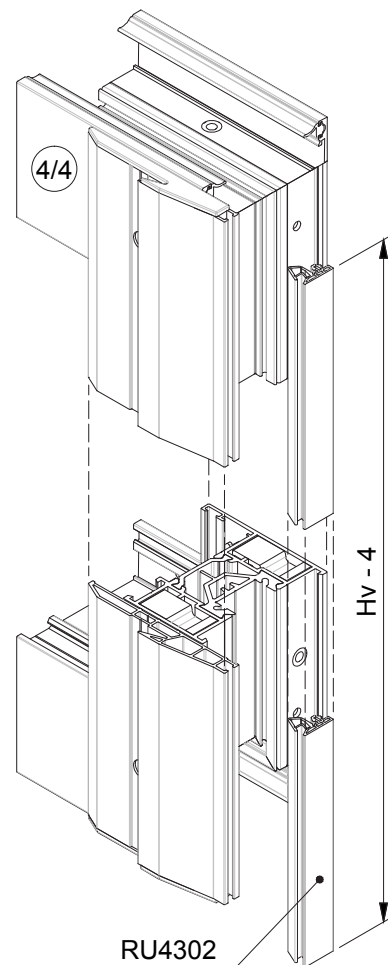
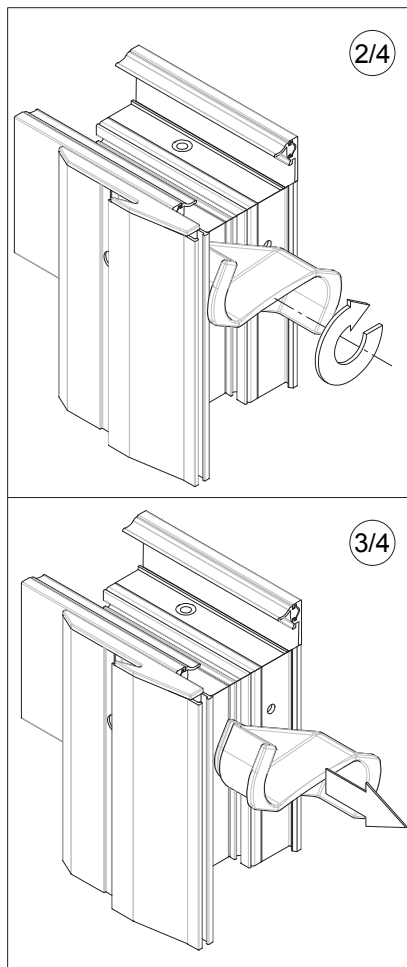
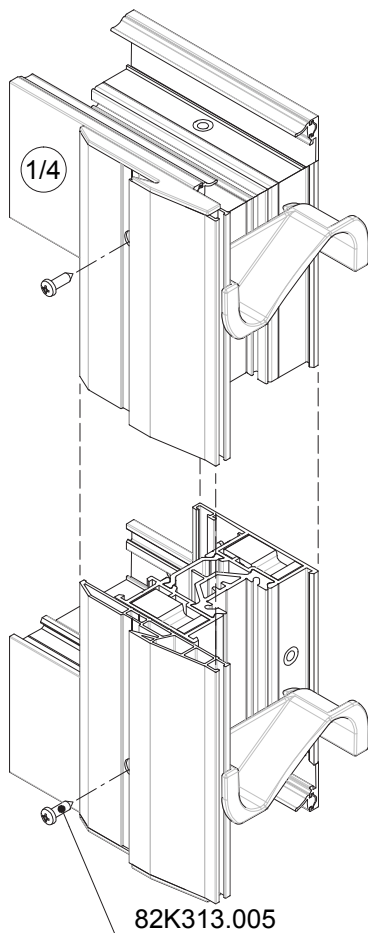
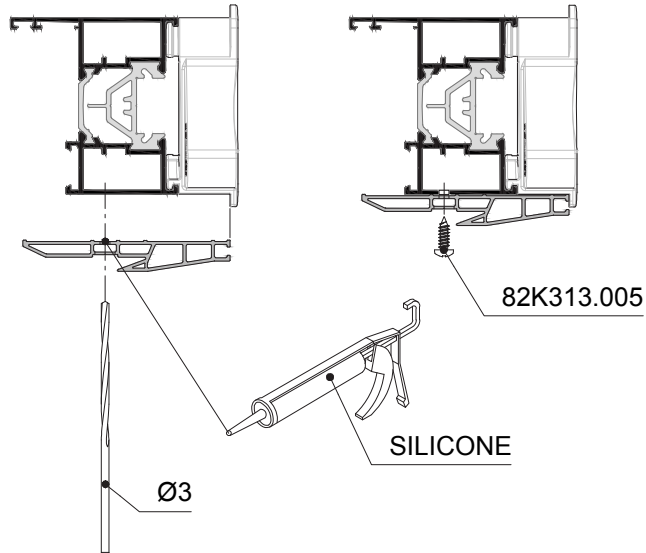
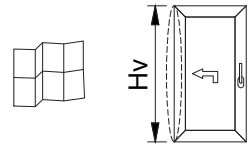
 C160S-ASS-2146

Usare viti nere 82K313.005.

Lavorazioni sull'anta

ASSEMBLAGGIO RU4302

2 / 3



C160S-ASS-2147

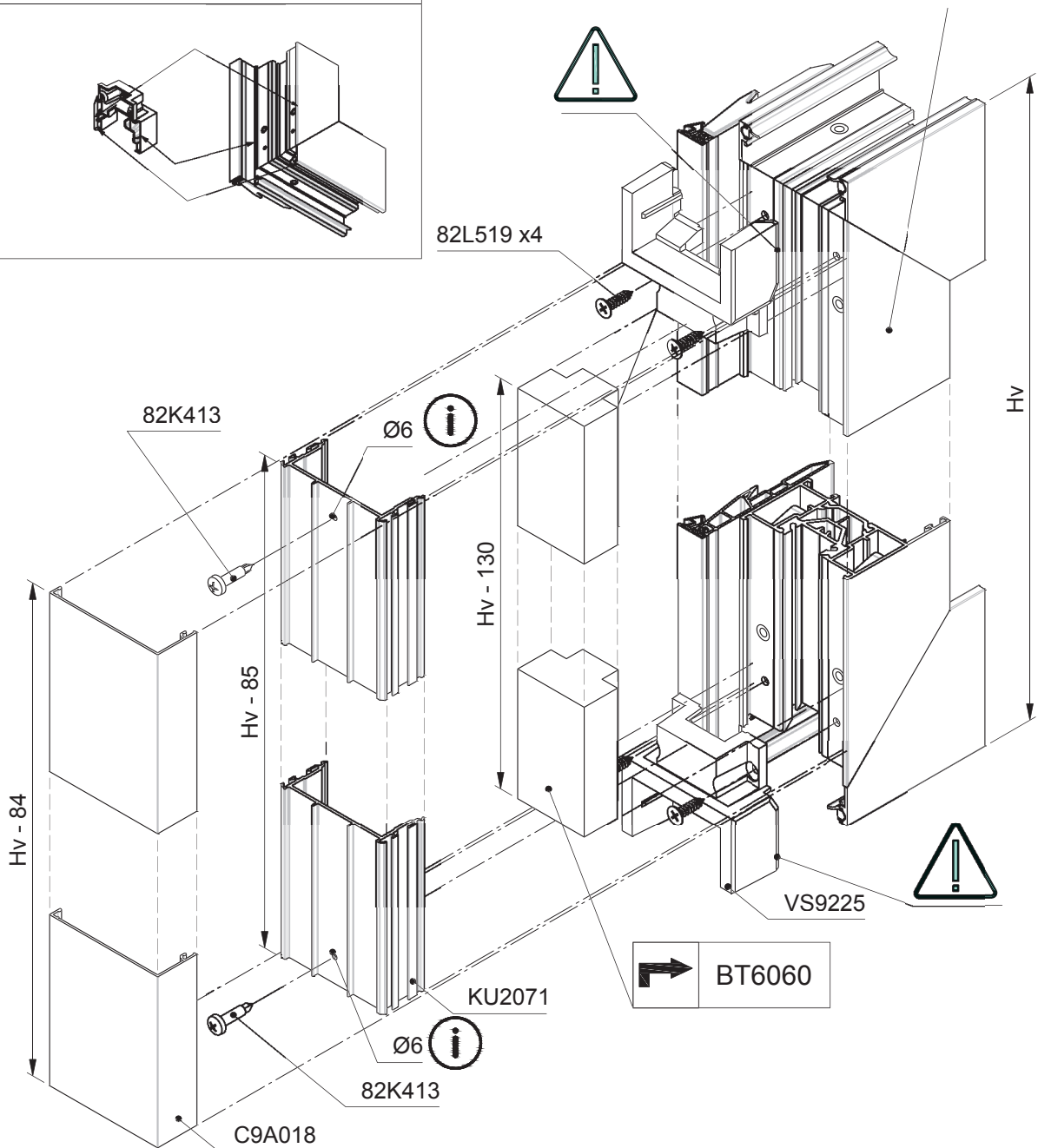
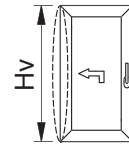
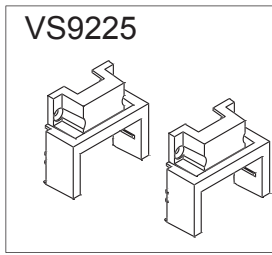
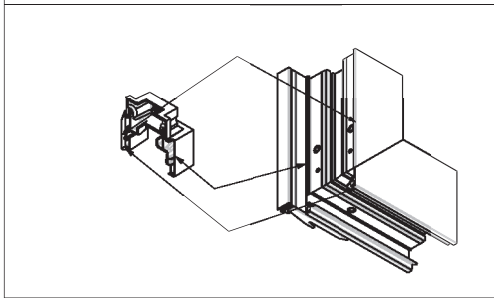
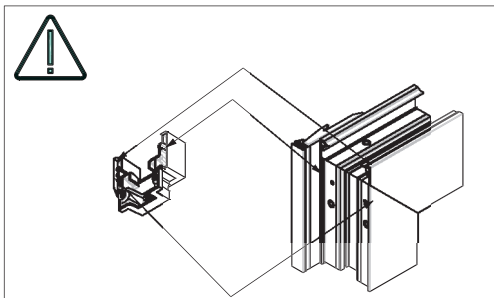
Usare viti nere 82K313.005.


L - Ferramenta e disegni assemblaggio

Lavorazioni sull'anta

ASSEMBLAGGIO VS9225, BT6060, KU2071 E C9A018

3 / 3

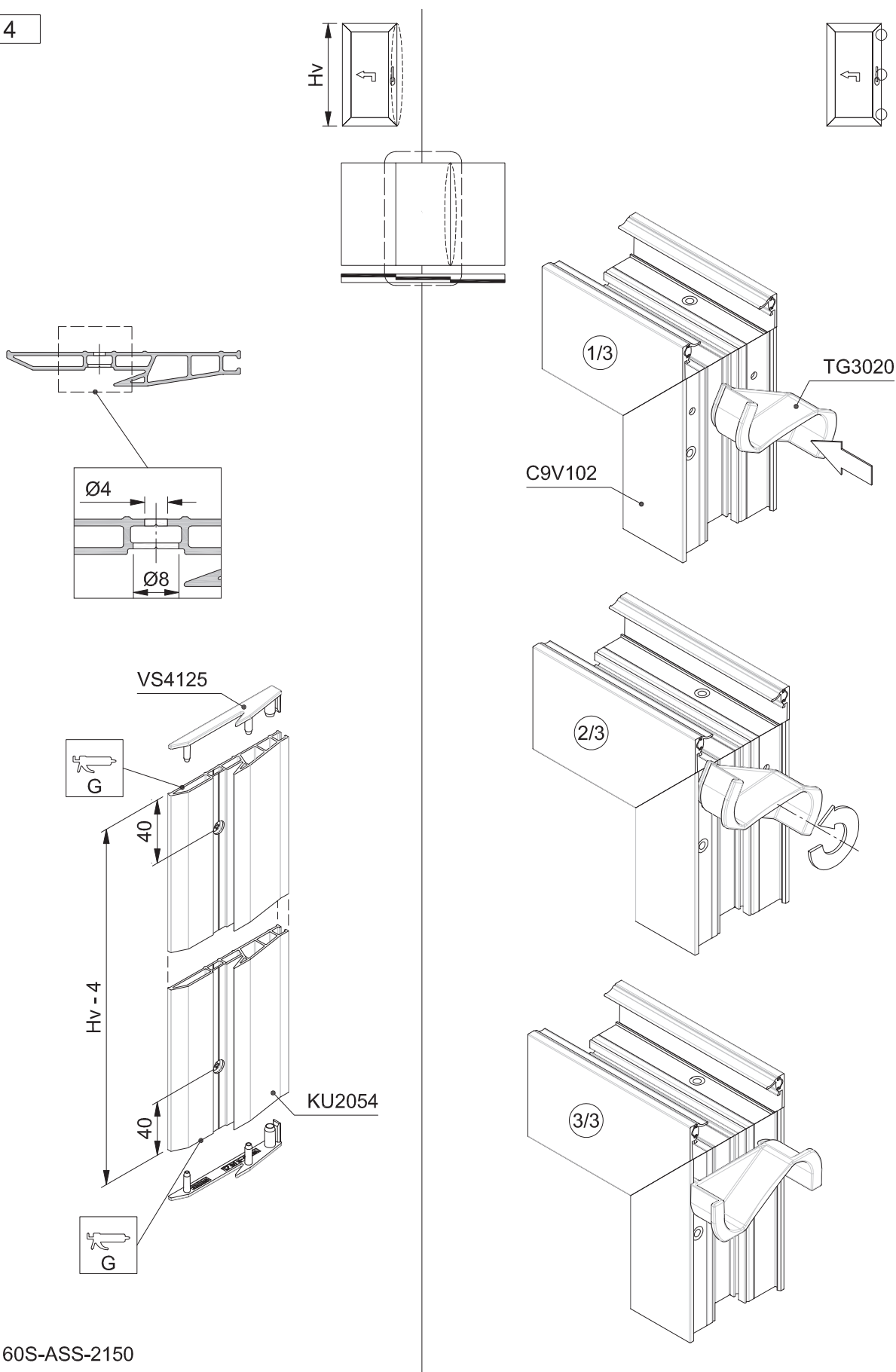


 C160S-ASS-2148
Avvitare KU2071 a VS9225.

Lavorazioni sull'anta

ASSEMBLAGGIO KU2054 - ALZANTE SCORREVOLI - ANTA CENTRALE

1 / 4



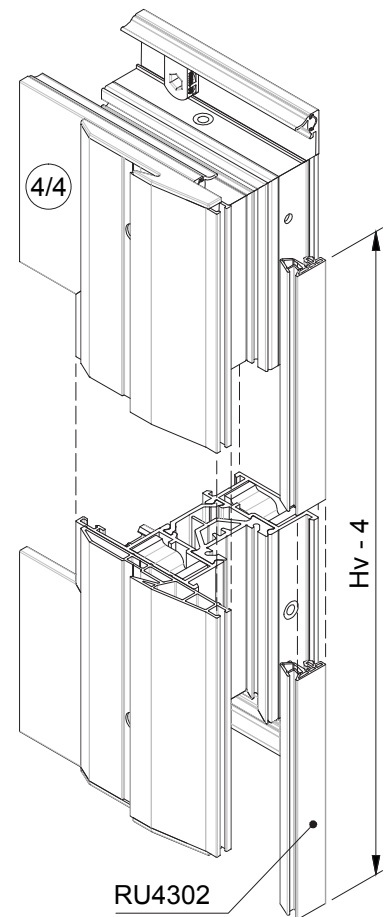
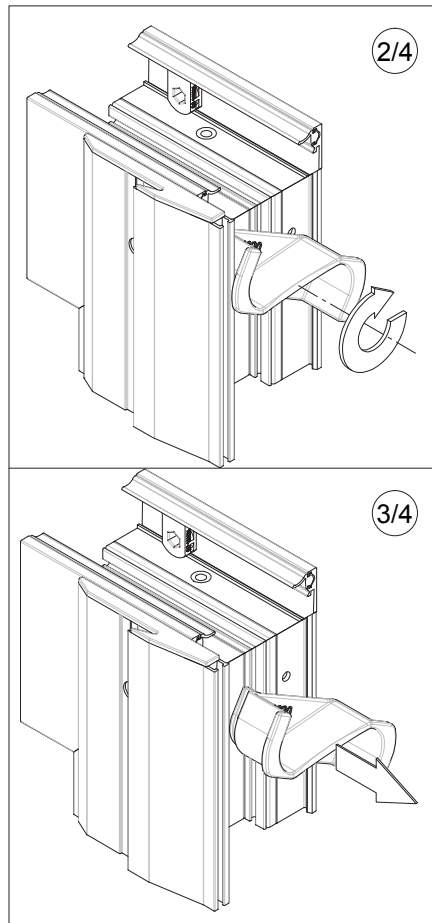
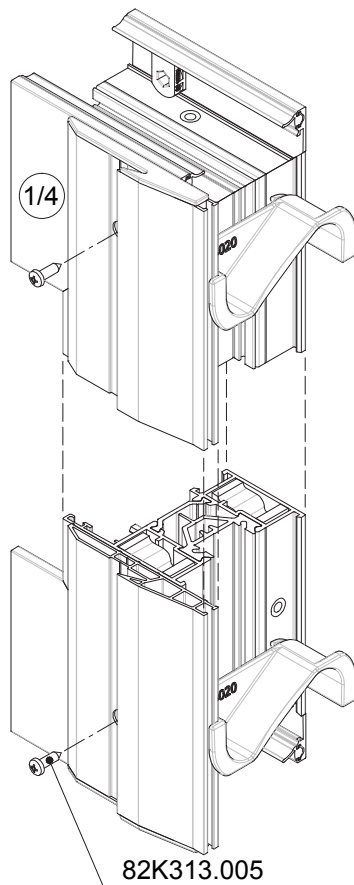
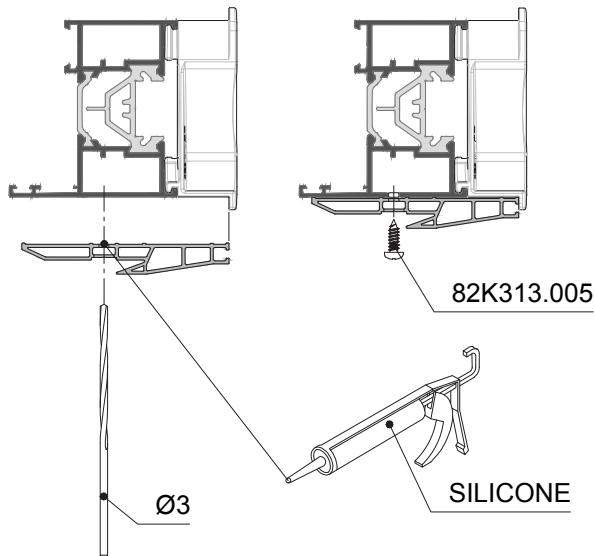
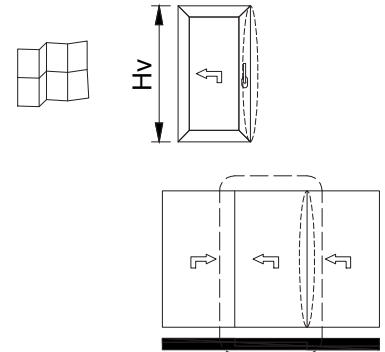
L - Ferramenta e disegni assemblaggio

C160S-ASS-2150
Usare viti nere 82K313.005.

Lavorazioni sull'anta

ASSEMBLAGGIO RU4302 - ALZANTE SCORREVOLE - ANTA CENTRALE

2 / 4



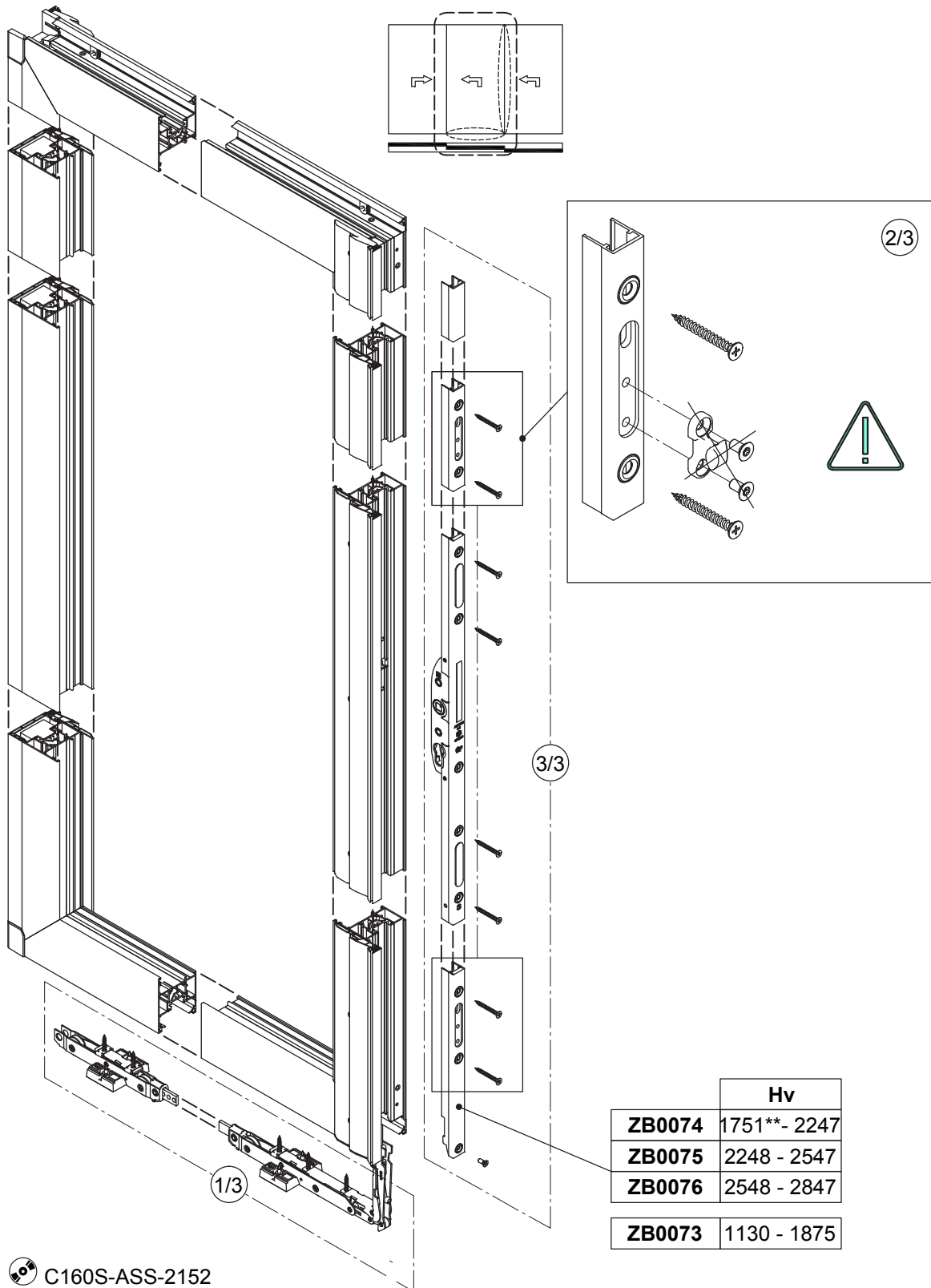
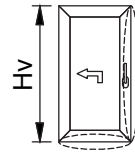
C160S-ASS-2151

Usare viti nere 82K313.005.

Lavorazioni sull'anta

ASSEMBLAGGIO CHIUSURA - ALZANTE SCORREVOLE - ANTA CENTRALE

3 / 4



	Hv
ZB0074	1751** - 2247
ZB0075	2248 - 2547
ZB0076	2548 - 2847
ZB0073	1130 - 1875

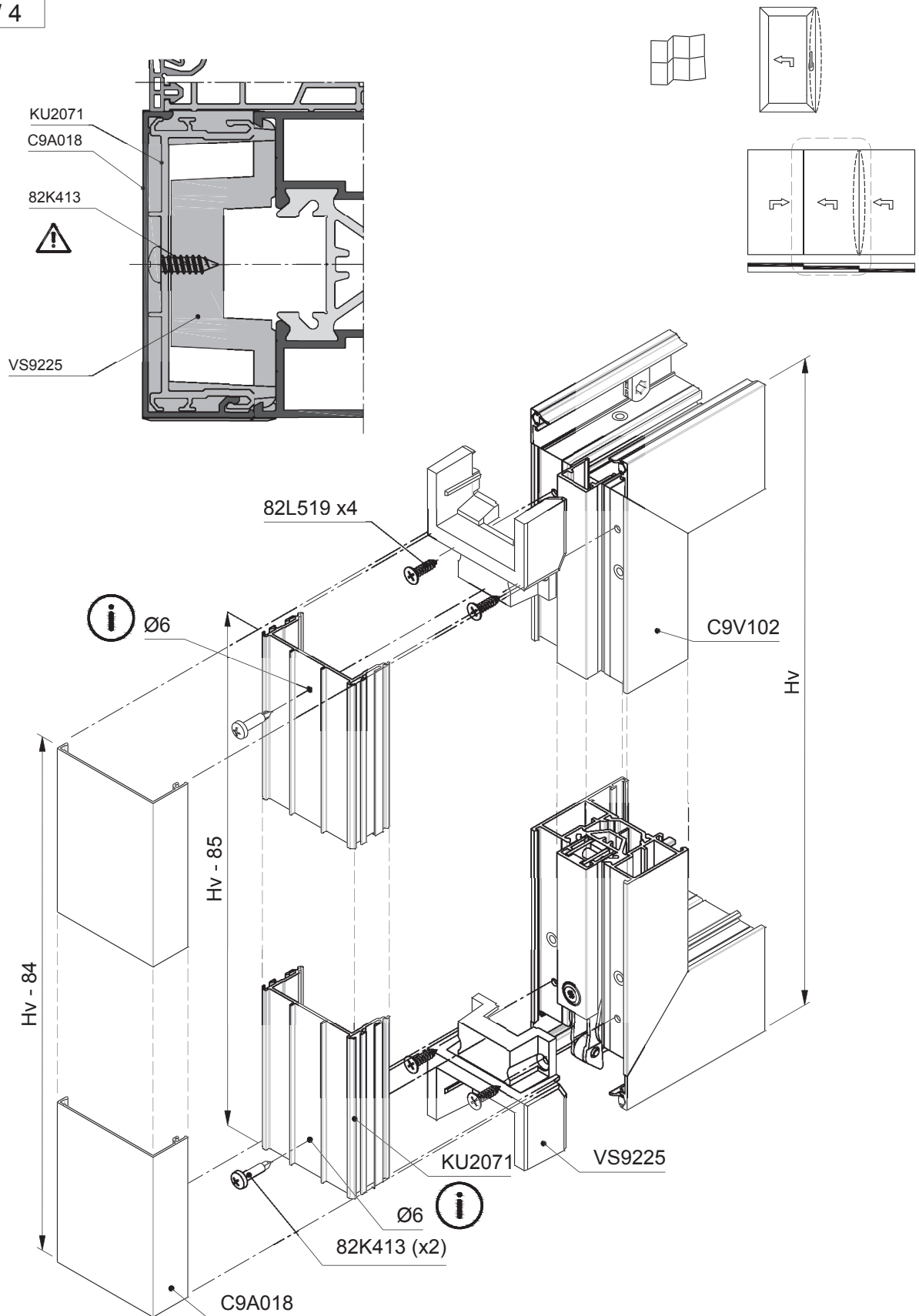
C160S-ASS-2152


Per maggiori informazioni, vedere pagina F3

Lavorazioni sull'anta

ASSEMBLAGGIO C9A018 - ALZANTE SCORREVOLE - ANTA CENTRALE

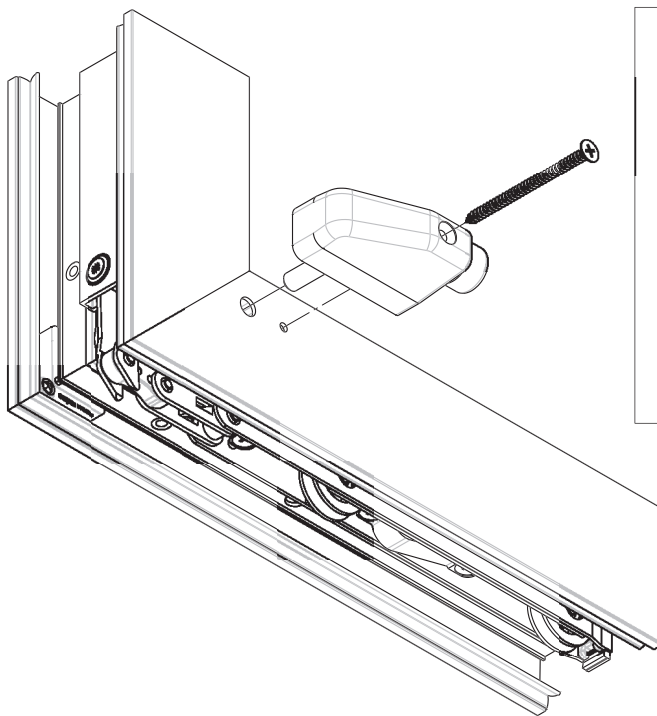
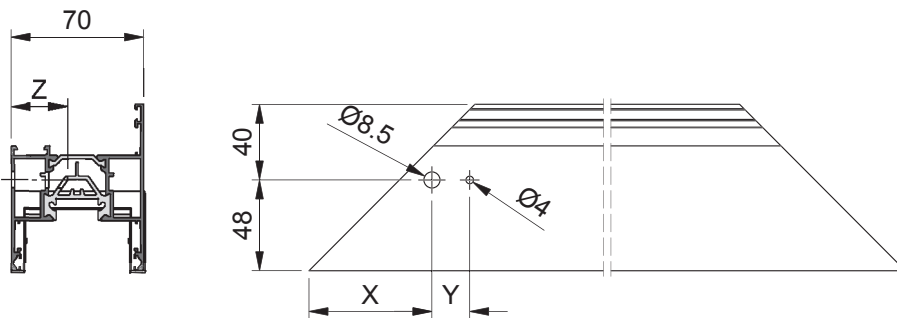
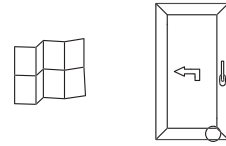
4 / 4



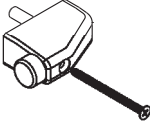
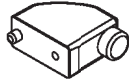



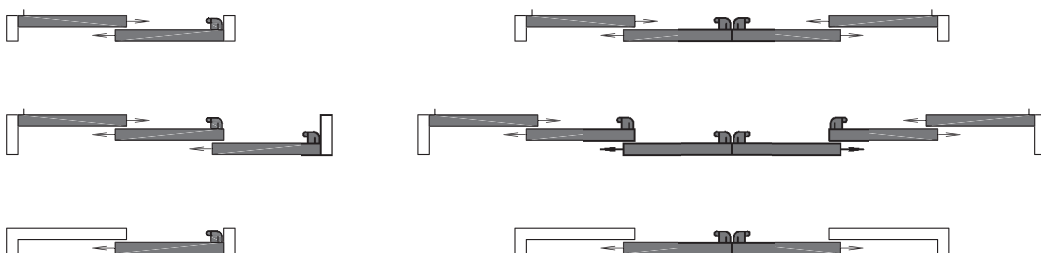
 C160S-ASS-2153
Avvitare KU2071 a VS9225

Lavorazioni sull'anta

ASSEMBLAGGIO PARACOLPI SV9002



 SV9002	 SV9003	+ viti
		 NESSUNA VITE INCLUSA
X: 65	X: 60	↓ DIN7982C
Y: 20	Y: 34.2	↓ Ø4,8x75
Z: 28 (Ø8.5) 20 (Ø4)	Z: 2 (Ø8.5) 20 (Ø4)	



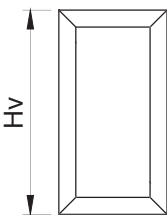
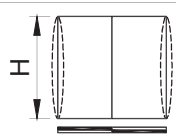
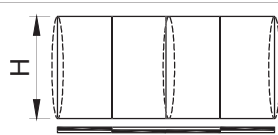
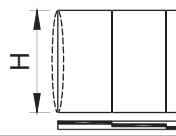
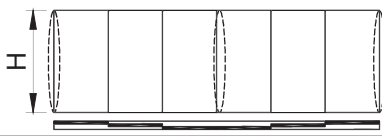
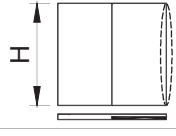
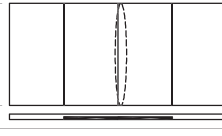
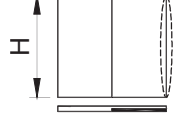

 C160S-ASS-2154

L - Ferramenta e disegni assemblaggio

Assemblaggio ferramenta


Dimensione ante	L186
Assemblaggio punti di chiusura - Alzante scorrevole	L187
Posizionamento punti di chiusura - Alzante scorrevole	L188
Panoramica ferramenta - Anta	L189
Operazione sui carrelli - Alzante scorrevole	L190
Operazione sui carrelli - Alzante scorrevole - Asta di connessione	L191
Assemblaggio carrelli - Alzante scorrevole	L192
Assemblaggio VS5187 - Alzante scorrevole	L193
Assemblaggio carrelli ZB0098 - Alzante scorrevole - Fissaggio	L194
Assemblaggio carrelli ZB0098 - Alzante scorrevole 330 kg	L195
Operazioni su carrelli ZB0098 - Asta di connessione	L196
Operazioni per chiusure ZB0073/ZB0074/ZB0075/ZB0076 - Alzante scorrevole	L197
Operazioni per chiusure ZB0073/ZB0074/ZB0075/ZB0076 - Alzante scorrevole - No maniglia esterna	L198
Assemblaggio ZB0053/ZB0054 su serratura - Alzante scorrevole	L199
Assemblaggio ZB0079 su serratura - Alzante scorrevole	L200
Operazioni ferramenta alzante scorrevole	L201
Operazioni ferramenta alzante scorrevole - A, B, C	L202
Operazioni ferramenta alzante scorrevole - D, E, F per C9V101	L203
Operazioni ferramenta alzante scorrevole - D, E, F per C9V102	L204
Assemblaggio ZB0078 per alzante scorrevole, chiusura con asta telescopica	L205
Operazioni per ferramenta alzante scorrevole ZB009x	L206
Assemblaggio ZB0093/ZB0094/ZB0095/ZB0096 - XOOX	L208
Assemblaggio ZB0093/ZB0094/ZB0095/ZB0096	L209
Operazioni per ferramenta alzante scorrevole - A, B	L210
Assemblaggio maniglia standard - Alzante scorrevole	L211
Assemblaggio maniglia standard con vaschetta - Alzante scorrevole	L212
Assemblaggio maniglia standard con singolo cilindro - Alzante scorrevole	L213
Assemblaggio maniglia standard con singolo cilindro e vaschetta - Alzante scorrevole	L214
Assemblaggio maniglia standard interna ed esterna con singolo cilindro - Alzante scorrevole	L215
Assemblaggio maniglia standard interna ed esterna con cilindro - Alzante scorrevole	L216
Assemblaggio maniglia interna S-Line Diletta - Alzante scorrevole	L217
Assemblaggio maniglia interna S-Line Diletta con vaschetta - Alzante scorrevole	L218
Assemblaggio maniglia interna S-Line Diletta con singolo cilindro - Alzante scorrevole	L219
Assemblaggio maniglia interna S-Line Diletta con singolo cilindro e vaschetta - Alzante scorrevole	L220
Assemblaggio maniglia interna ed esterna S-Line Diletta con singolo cilindro - Alzante scorrevole	L221
Assemblaggio maniglia interna ed esterna S-Line Diletta con cilindro - Alzante scorrevole	L222

Assemblaggio ferramenta

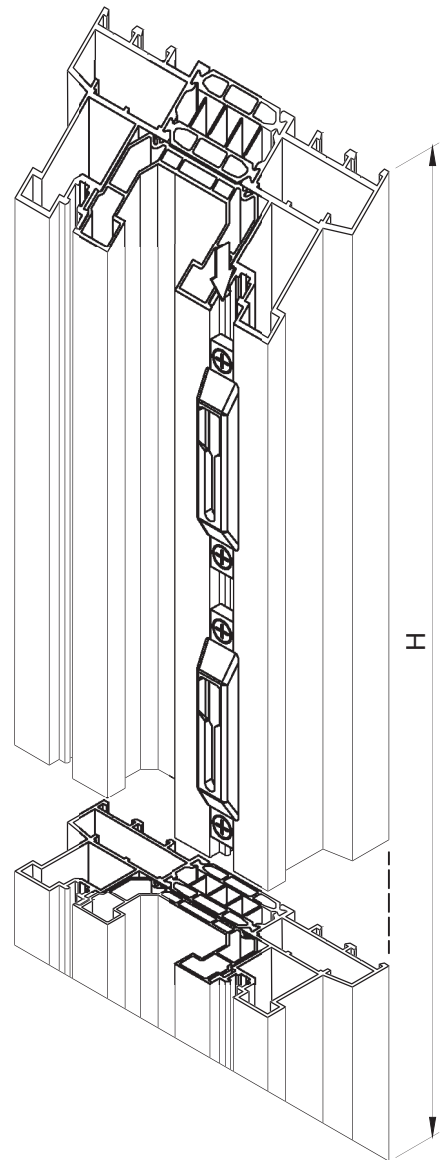
		n			n	Hv	
		x2			x3	H - 100	
		x2			x3	H - 100	
	C9K014	x1		C9K014	x1	H - 100	
	C9K017	x1		C9K017	x1	H - 88	

Assemblaggio ferramenta

1 / 2



ZB0074 ZB0075 ZB0076	
Hv = 1751** - 2847	
ZB0073	
Hv = 1130 - 1875	
<p>SCG641 x4</p> <p>ZB0072</p> <p>291306.005 x4</p> <p>ZB0072</p>	



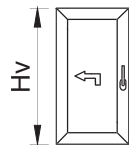
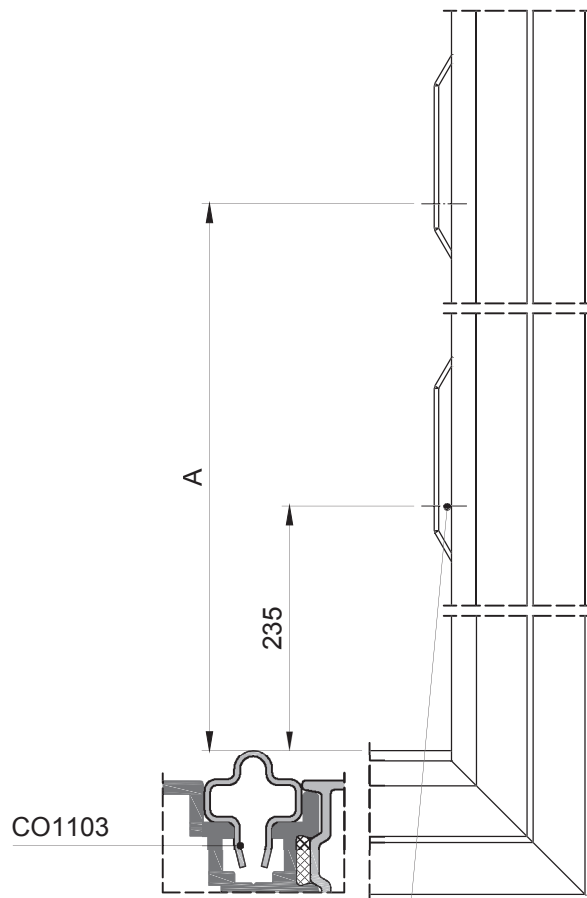
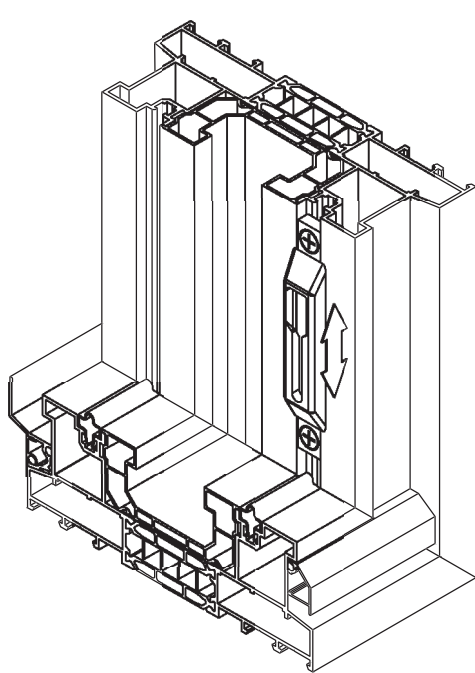
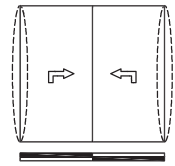
L - Ferramenta e disegni assemblaggio

C160S-ASS-2505

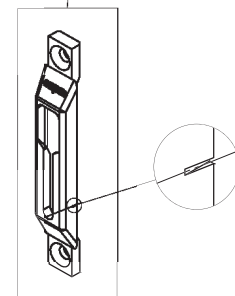
** ZB0074: vedere pagina F7 / Usare le viti nere 82K313.005.

Assemblaggio ferramenta

2 / 2



	Hv		A
	1751** - 2247	ZB0074	1585
	2248 - 2547	ZB0075	1885
	2548 - 2847	ZB0076	2185
	1130 - 1875	ZB0073	985

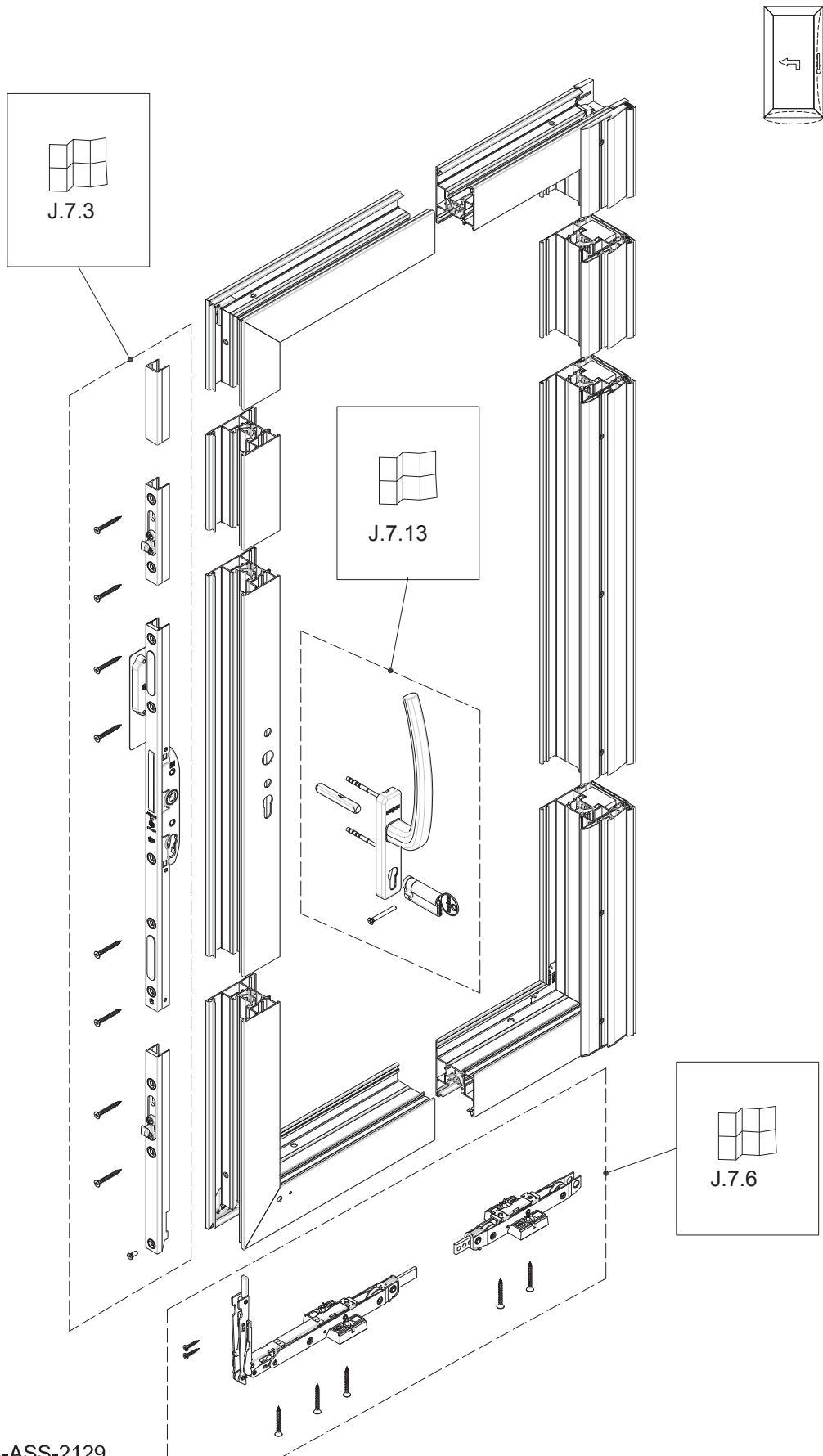


C160S-ASS-1329

** ZB0074: vedere pagina F7

Assemblaggio ferramenta

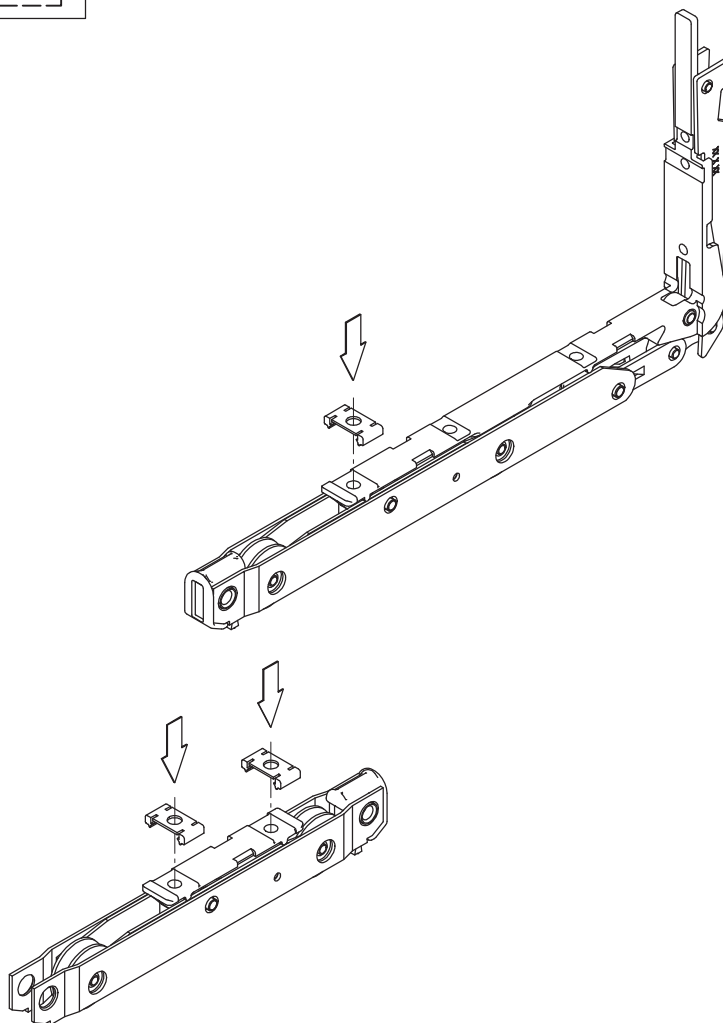
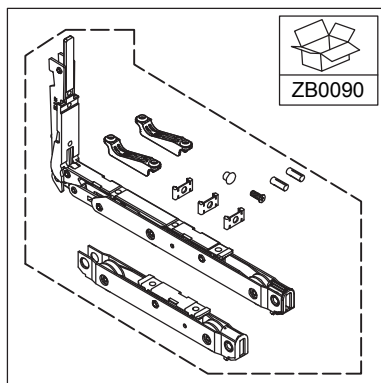
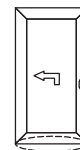
PANORAMICA FERRAMENTA - ANTA



Assemblaggio ferramenta

OPERAZIONE SUI CARRELLI - ALZANTE SCORREVOLE

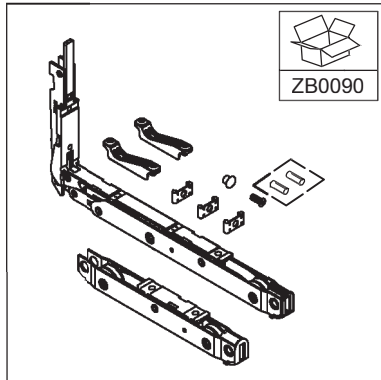
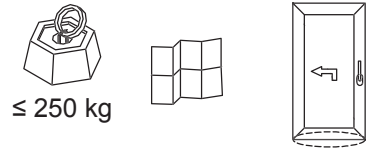
1 / 5



Assemblaggio ferramenta

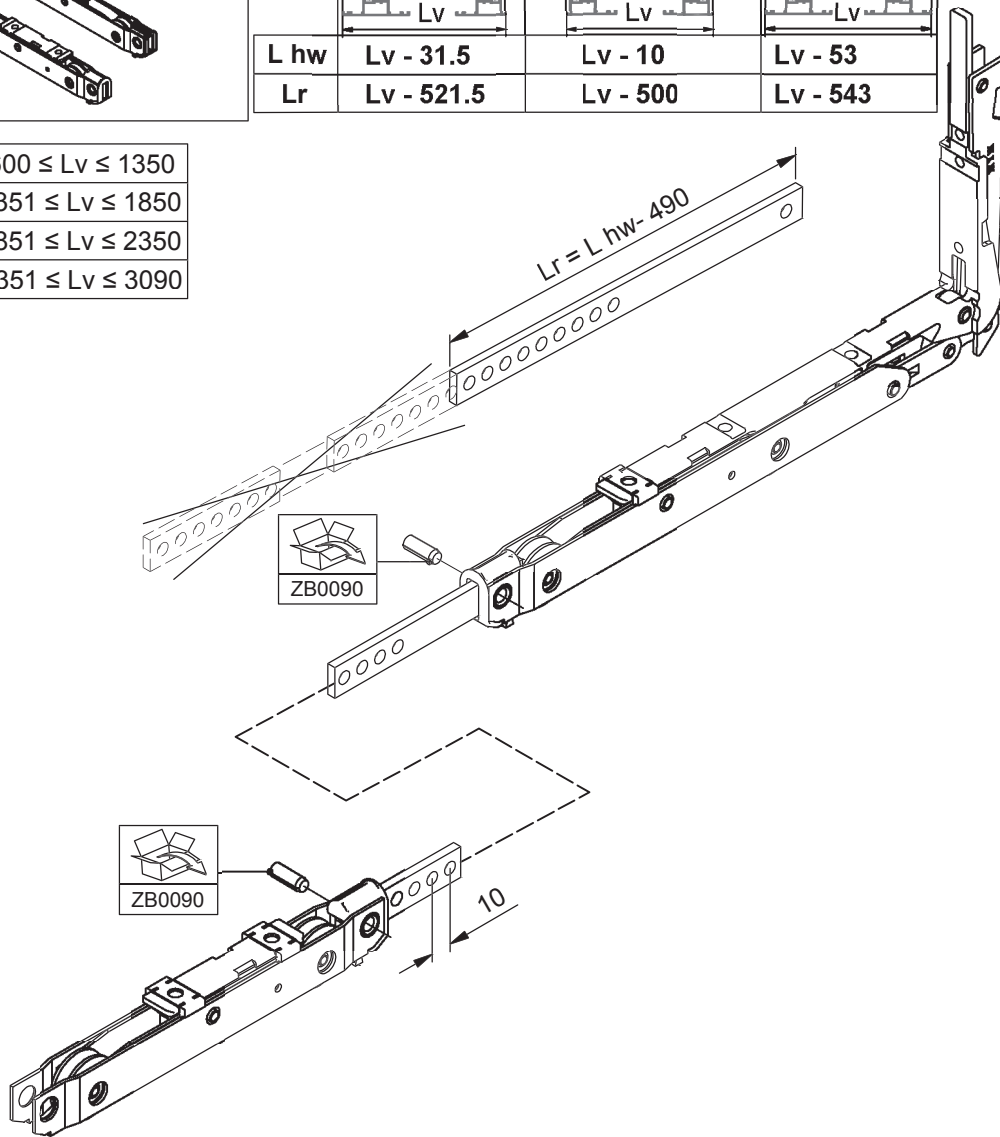
OPERAZIONE SUI CARRELLI - ALZANTE SCORREVOLE - ASTA DI CONNESSIONE

2 / 5



L hw	Lv - 31.5	Lv - 10	Lv - 53
Lr	Lv - 521.5	Lv - 500	Lv - 543

ZB0029	$600 \leq Lv \leq 1350$
ZB0030	$1351 \leq Lv \leq 1850$
ZB0031	$1851 \leq Lv \leq 2350$
ZB0032	$2351 \leq Lv \leq 3090$

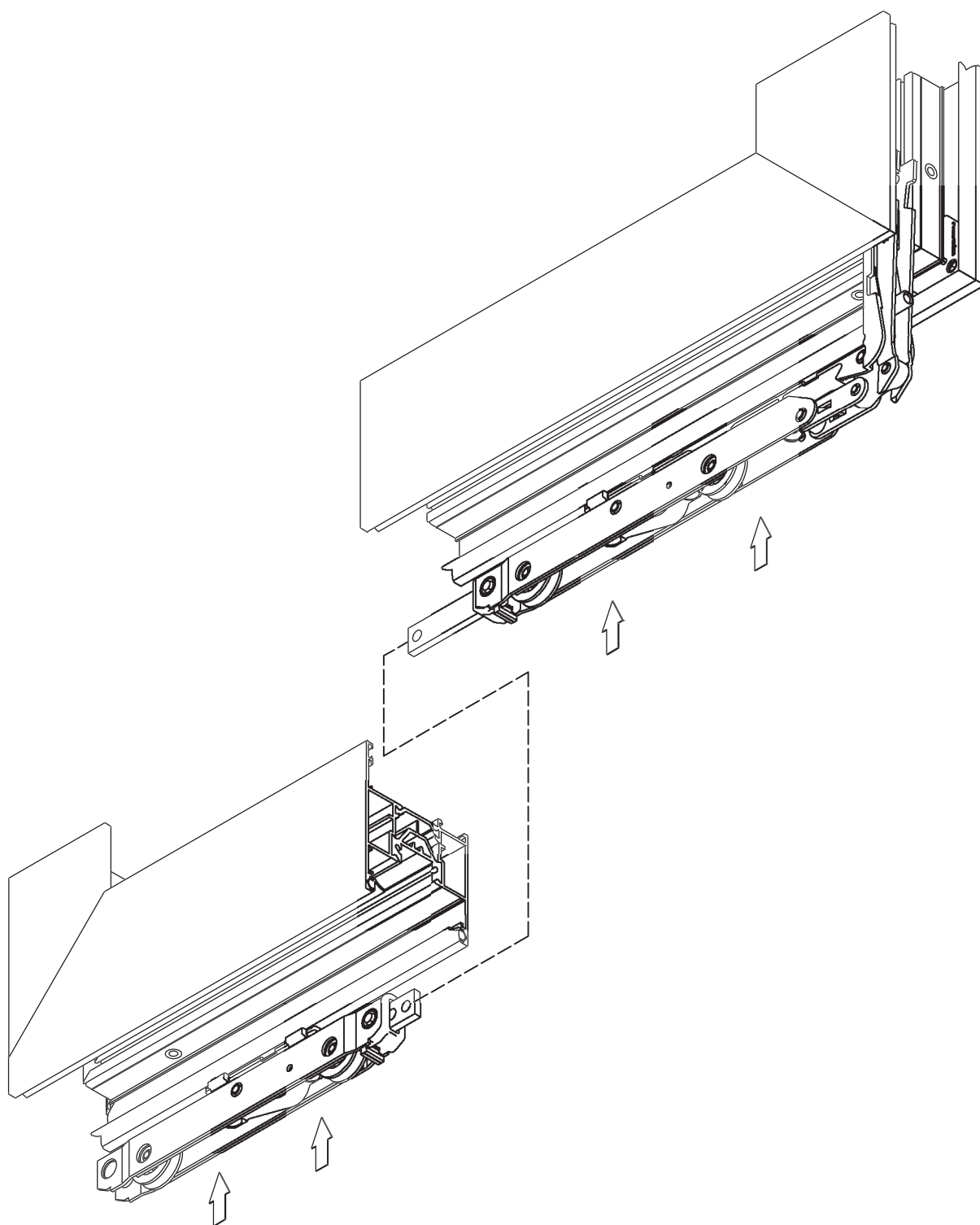
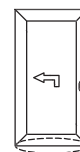


C160S-ASS-2131

Assemblaggio ferramenta

ASSEMBLAGGIO CARRELLI - ALZANTE SCORREVOLE

3 / 5



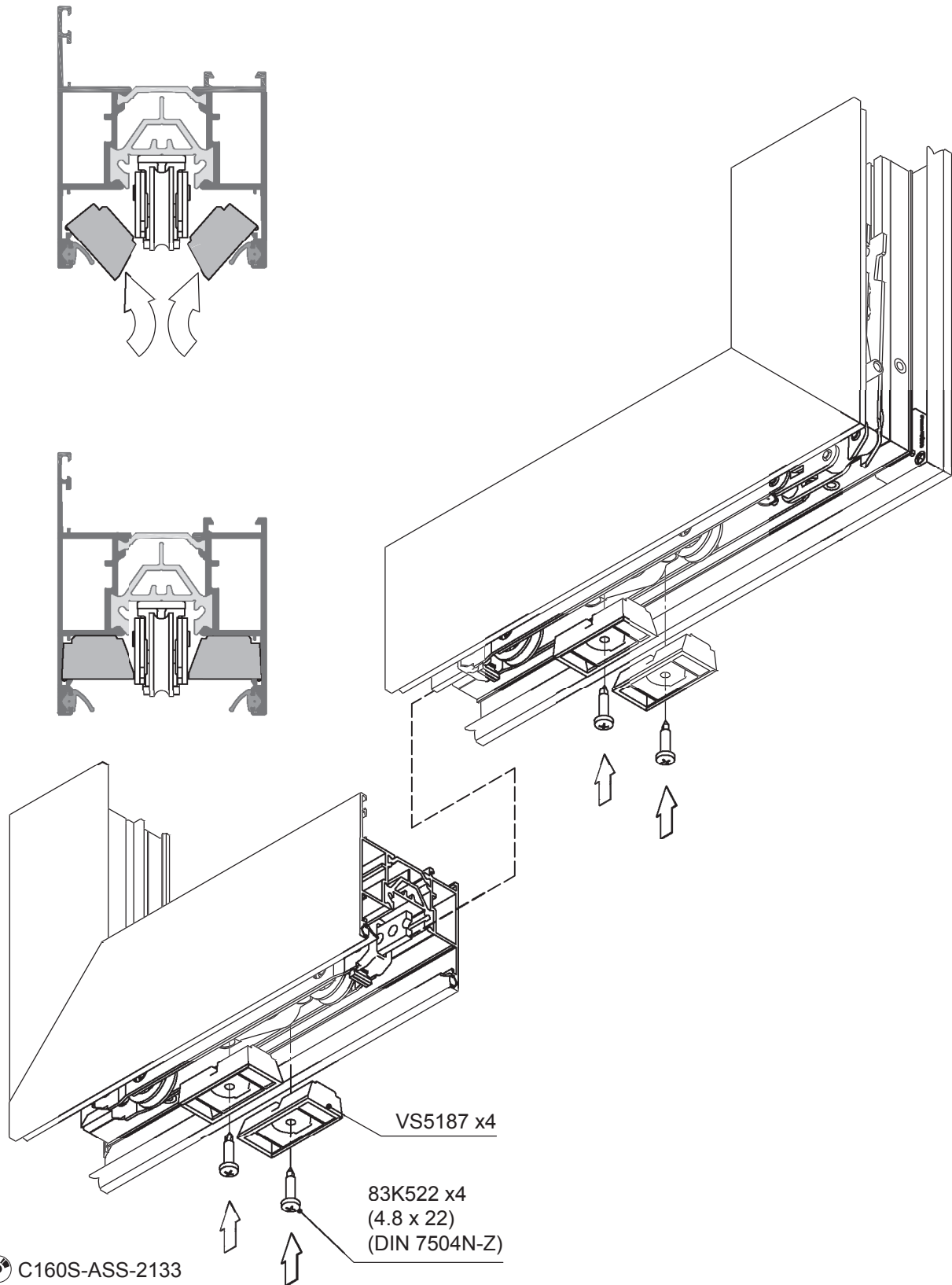
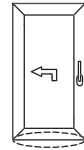
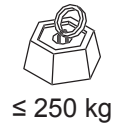
 C160S-ASS-2132

L - Ferramenta e disegni assemblaggio

Assemblaggio ferramenta

ASSEMBLAGGIO VS5187 - ALZANTE SCORREVILE

4 / 5

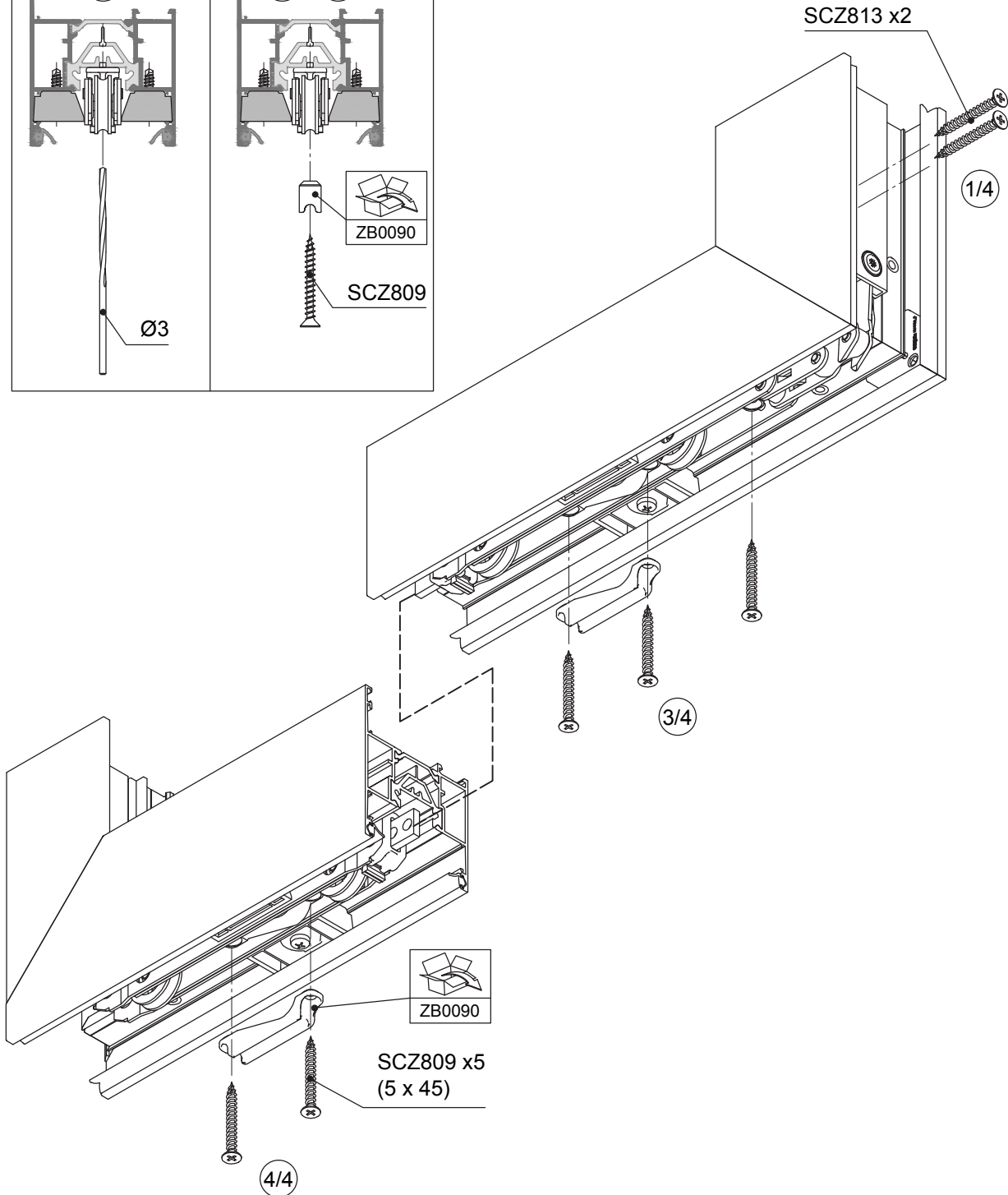
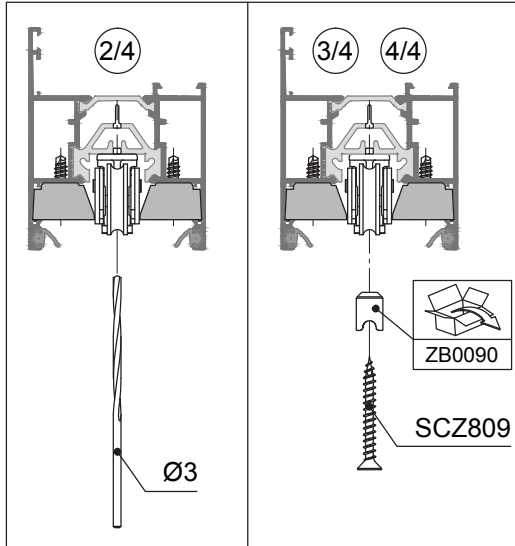
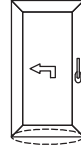


Assemblaggio ferramenta

ASSEMBLAGGIO CARRELLI ZB0098 - ALZANTE SCORREVOLE - FISSAGGIO

5 / 5

≤ 250 kg

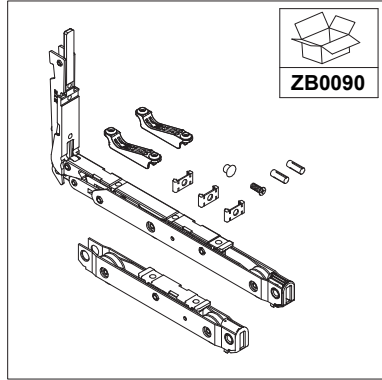
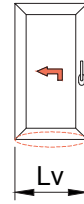
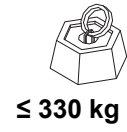


C160S-ASS-2134

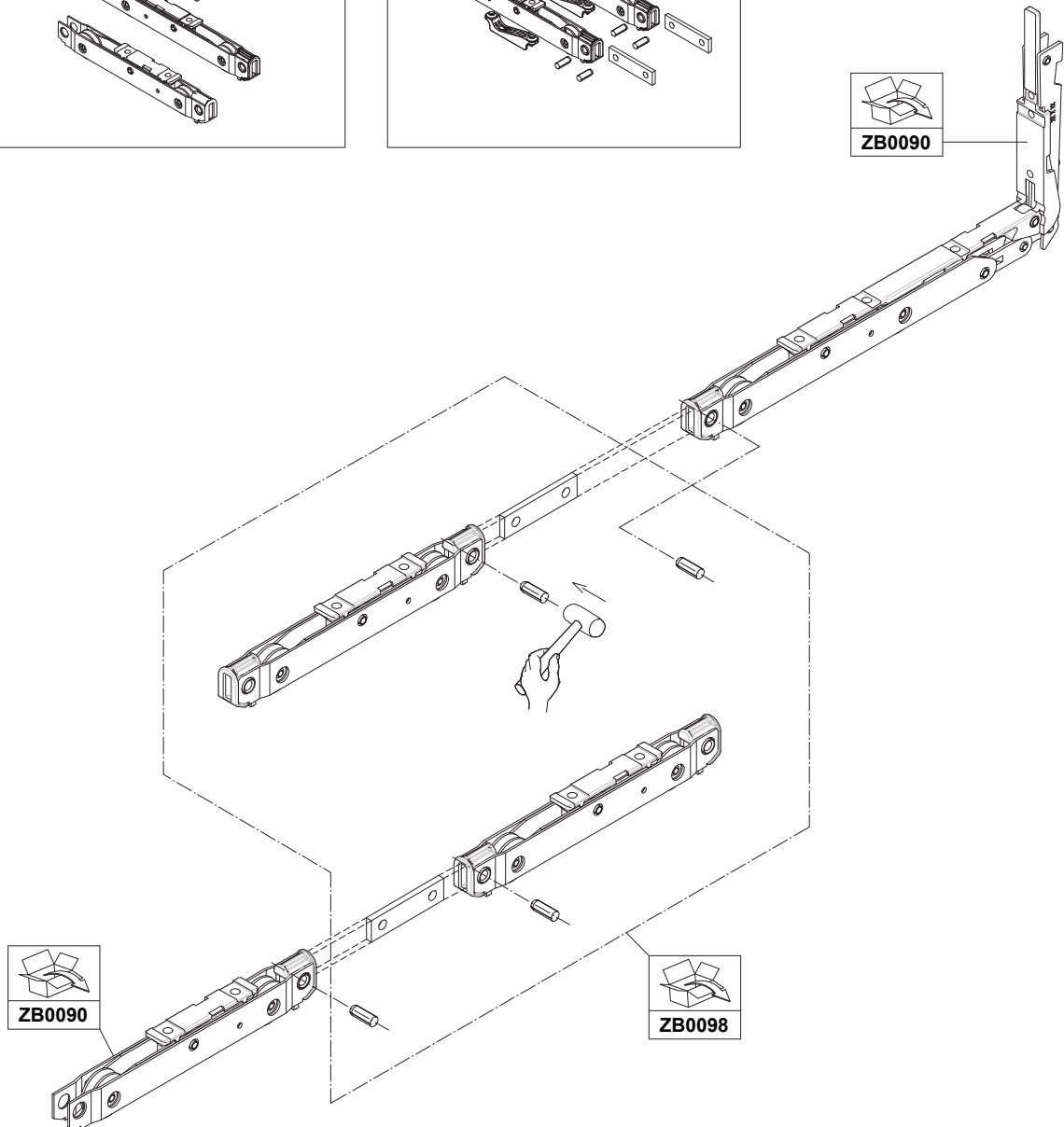
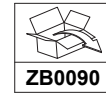
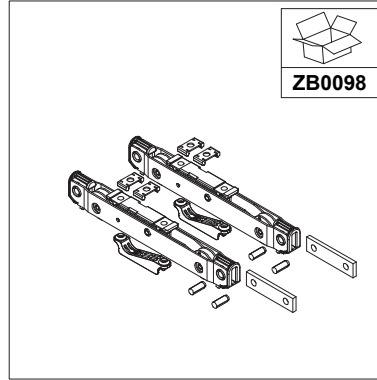
L - Ferramenta e disegni assemblaggio

Assemblaggio ferramenta

ASSEMBLAGGIO CARRELLI ZB0098 - ALZANTE SCORREVOLE 330 KG

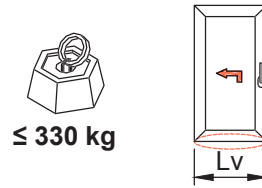


+



Assemblaggio ferramenta

OPERAZIONI SUI CARRELLI ZB0098 - ASTA DI CONNESSIONE

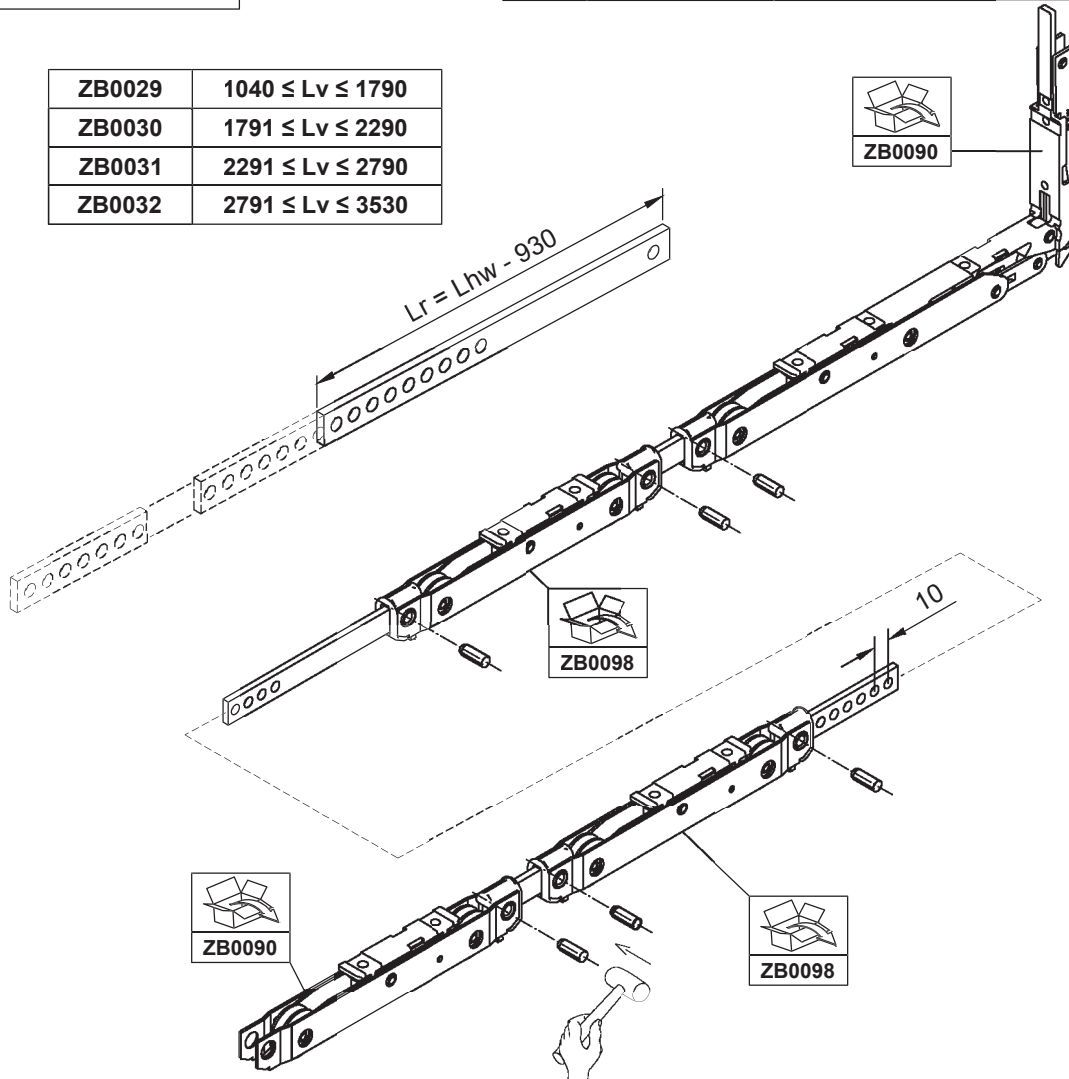


ZB0090

ZB0098

L hw	Lv - 31.5	Lv - 10	Lv - 53
Lr	Lv - 961.5	Lv - 940	Lv - 983

ZB0029	1040 ≤ Lv ≤ 1790
ZB0030	1791 ≤ Lv ≤ 2290
ZB0031	2291 ≤ Lv ≤ 2790
ZB0032	2791 ≤ Lv ≤ 3530

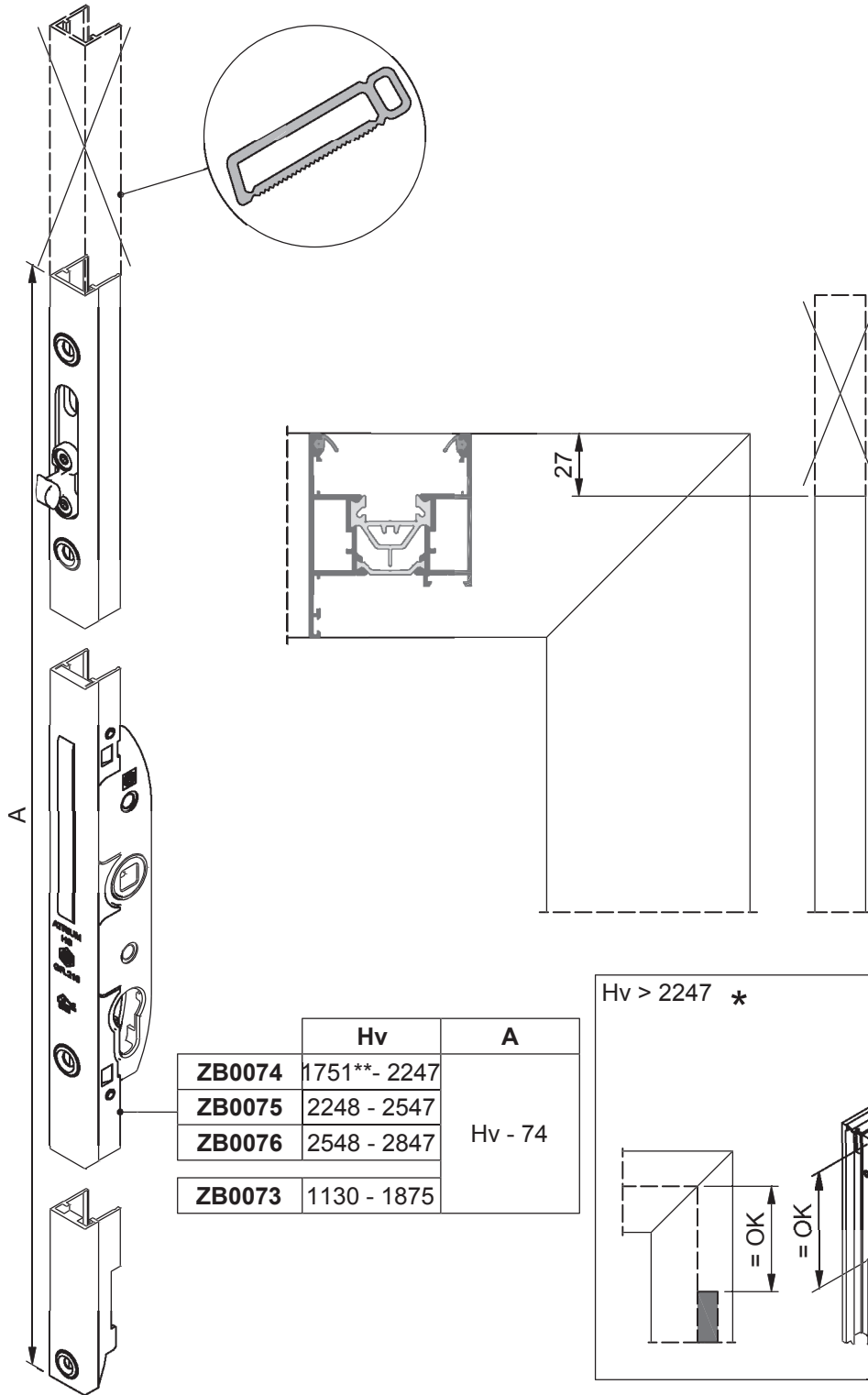
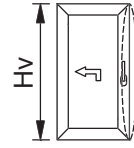


L - Ferramenta e disegni assemblaggio

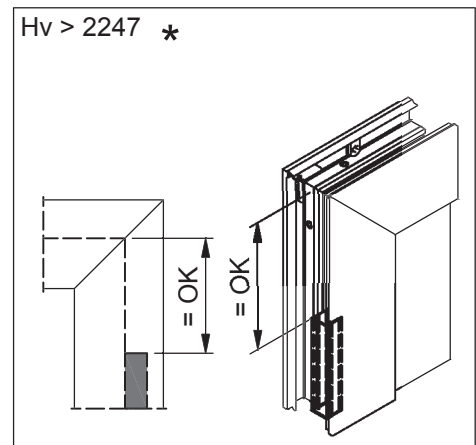
Assemblaggio ferramenta

OPERAZIONI PER CHIUSURE ZB0073/ZB0074/ZB0075/ZB0076 - ALZANTE SCORREVOLE

1 / 5



	Hv	A
ZB0074	1751** - 2247	Hv - 74
ZB0075	2248 - 2547	
ZB0076	2548 - 2847	
ZB0073	1130 - 1875	



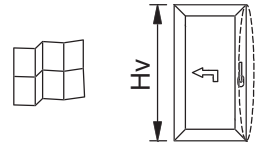
C160S-ASS-2135

* L'anta si estende oltre la fine del meccanismo. ** ZB0074: vedere pagina F7

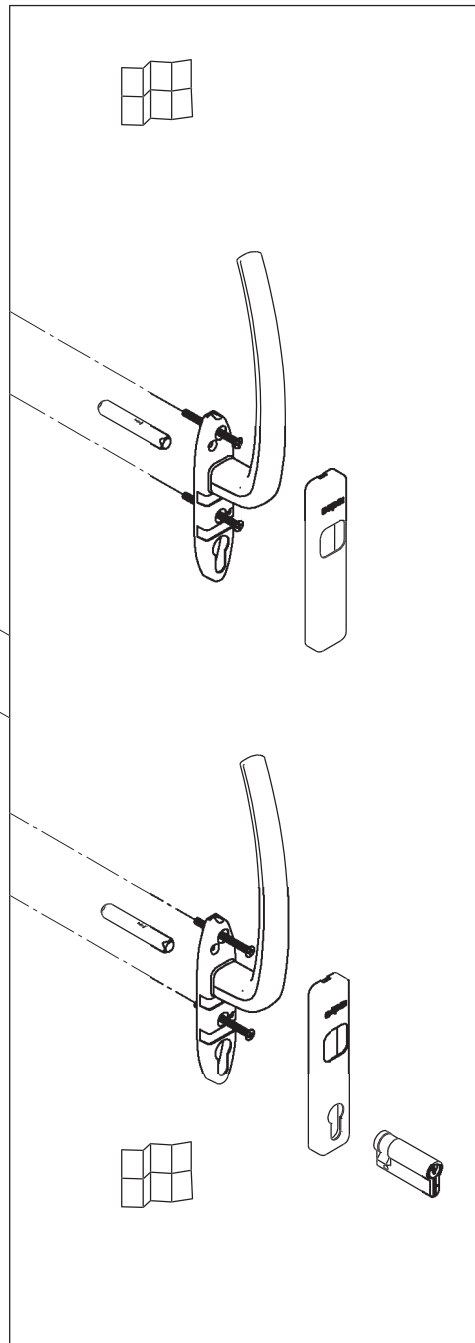
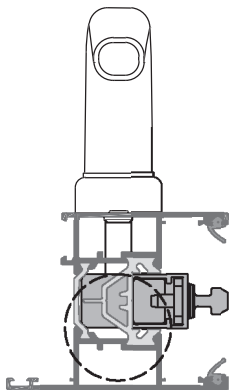
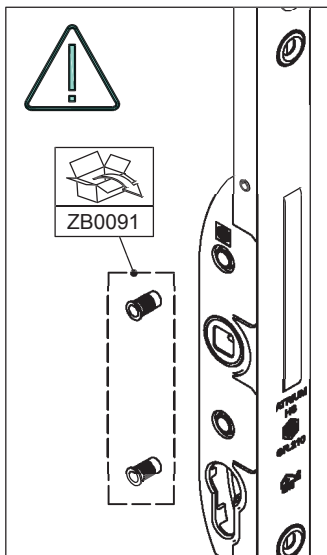
Assemblaggio ferramenta

OPERAZIONI PER CHIUSURE ZB0073/ZB0074/ZB0075/ZB0076 ALZANTE SC. - NO MANIGLIA ESTERNA

2 / 5



	Hv
ZB0074	1751** - 2247
ZB0075	2248 - 2547
ZB0076	2548 - 2847
ZB0073	1130 - 1875

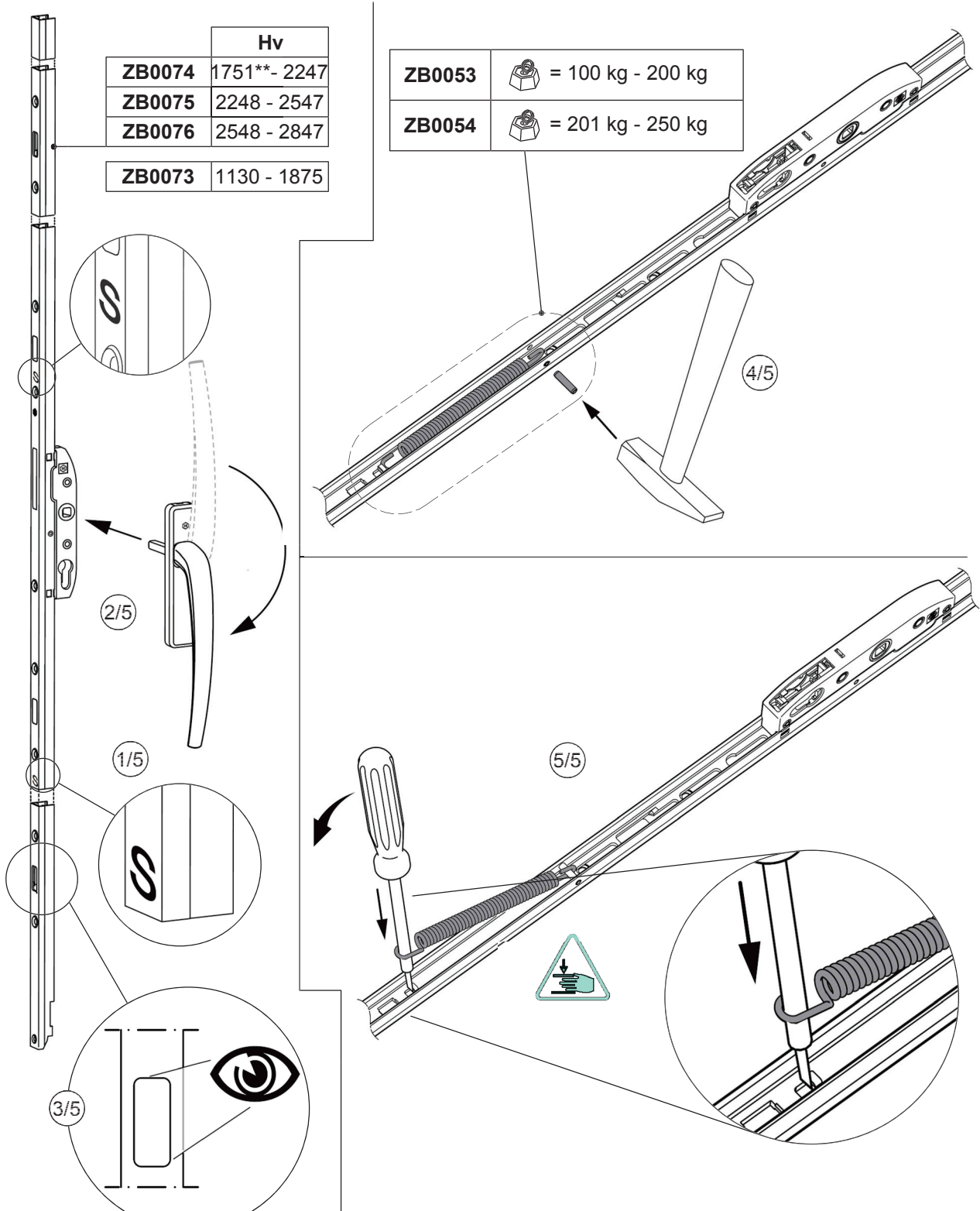
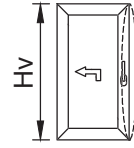


C160S-ASS-2136

Assemblaggio ferramenta

ASSEMBLAGGIO ZB0053/ZB0054 SU SERRATURA - ALZANTE SCORREVOLE

3 / 5



	Hv
ZB0074	1751** - 2247
ZB0075	2248 - 2547
ZB0076	2548 - 2847
ZB0073	1130 - 1875

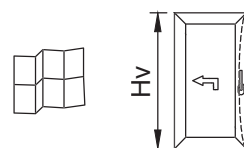
ZB0053	= 100 kg - 200 kg
ZB0054	= 201 kg - 250 kg

C160S-ASS-2137

Assemblaggio ferramenta

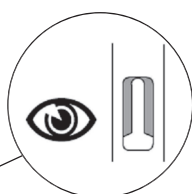
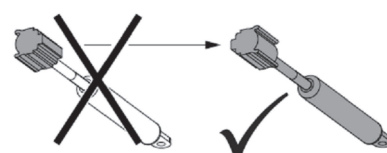
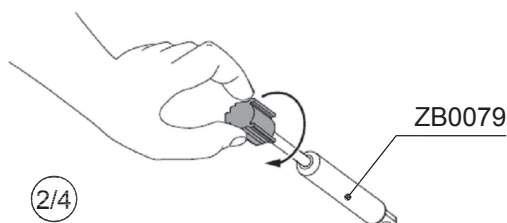
ASSEMBLAGGIO ZB0079 SU SERRATURA - ALZANTE SCORREVOLE

4 / 5

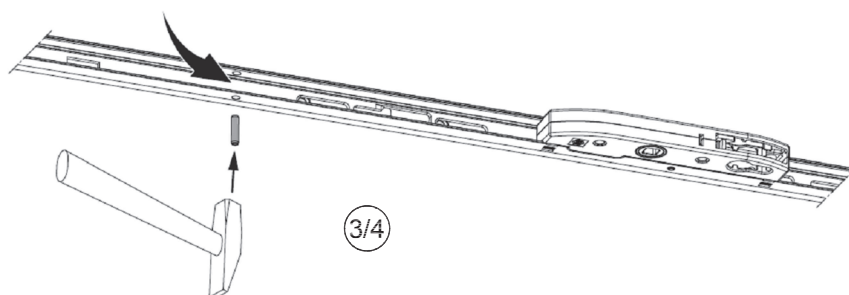
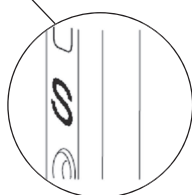


	Hv
ZB0074	1751** - 2247
ZB0075	2248 - 2547
ZB0076	2548 - 2847

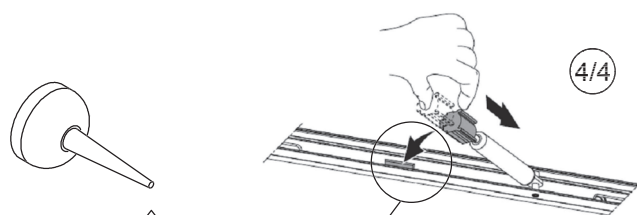
~~ZB0073 1130 - 1875~~



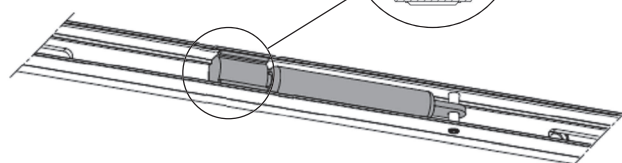
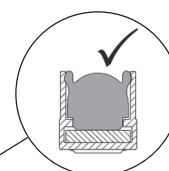
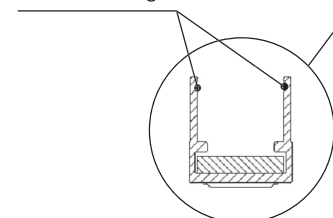
1/4



3/4



4/4

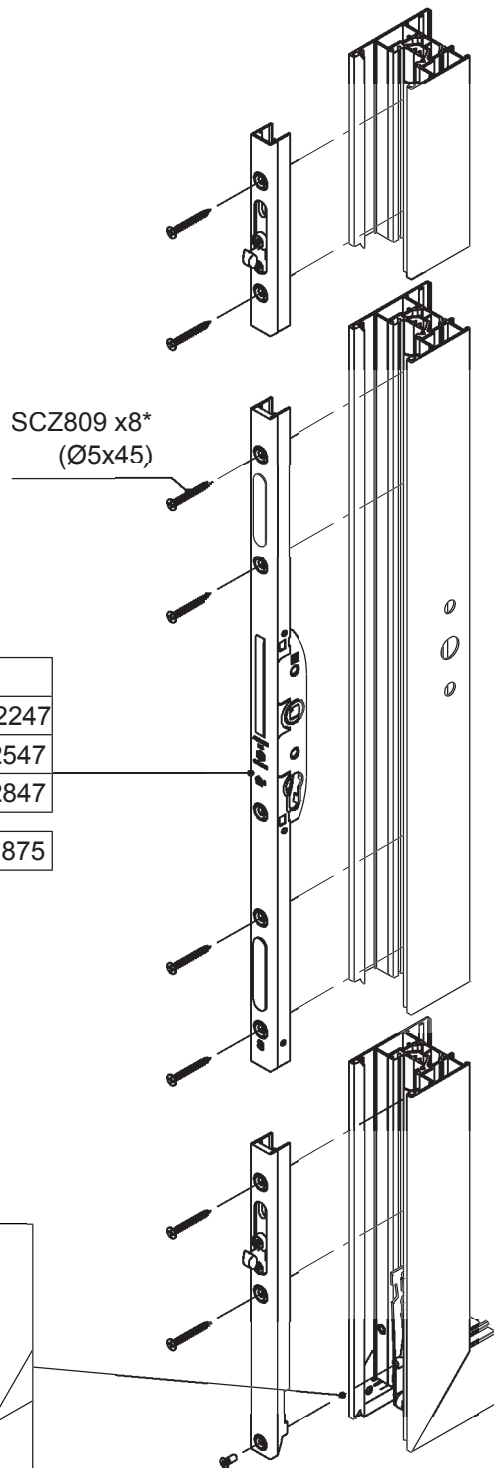
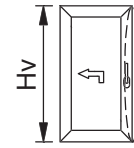


 C160S-ASS-2138

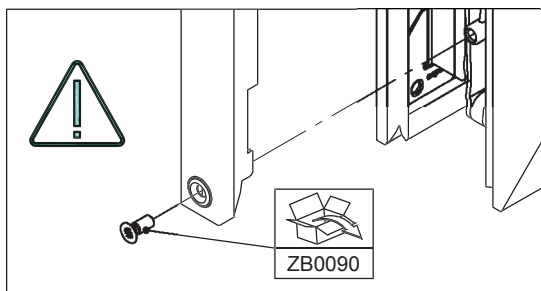
Assemblaggio ferramenta

OPERAZIONI FERRAMENTA ALZANTE SCORREVOLE

5 / 5



	Hv
ZB0074	1751** - 2247
ZB0075	2248 - 2547
ZB0076	2548 - 2847
ZB0073	1130 - 1875



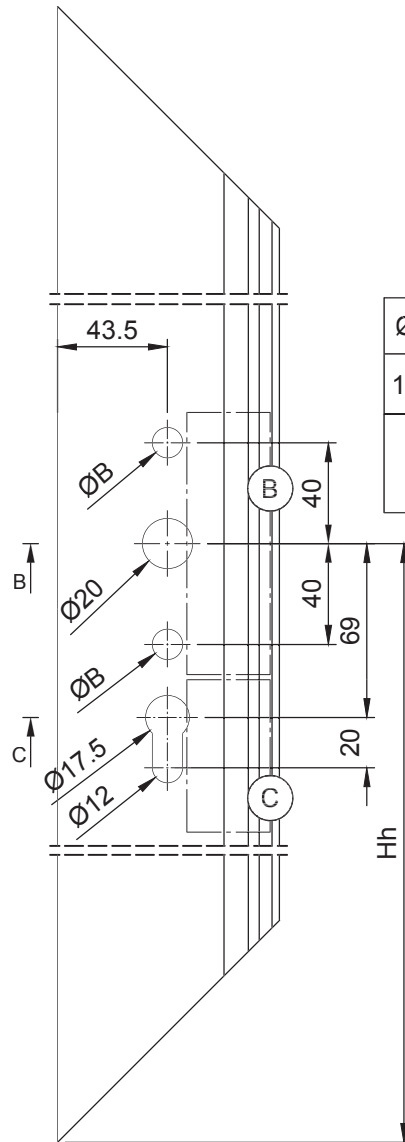
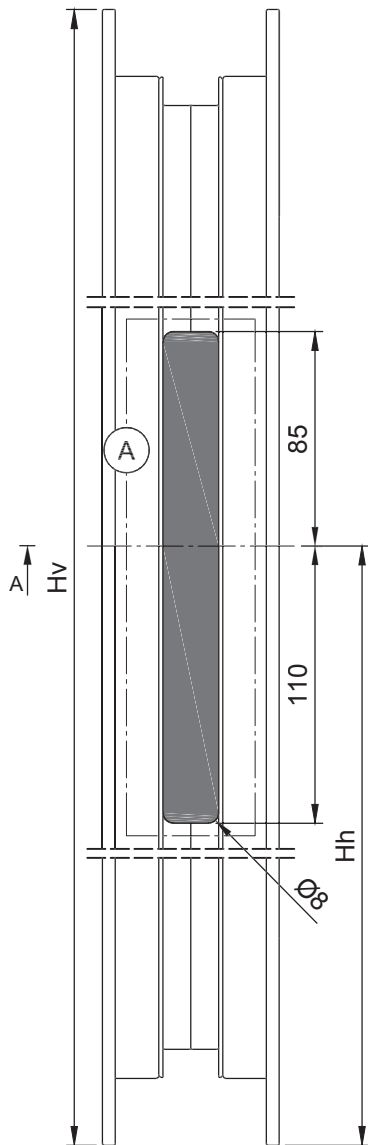
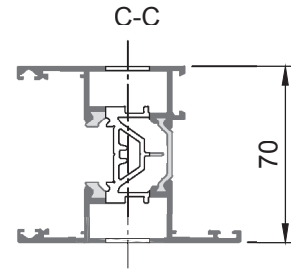
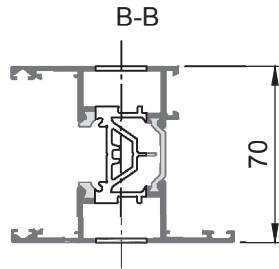
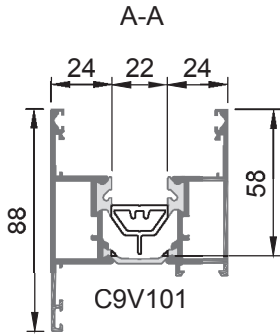
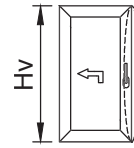
C160S-ASS-2139

* ZB0073 → SCZ809 x5

Assemblaggio ferramenta

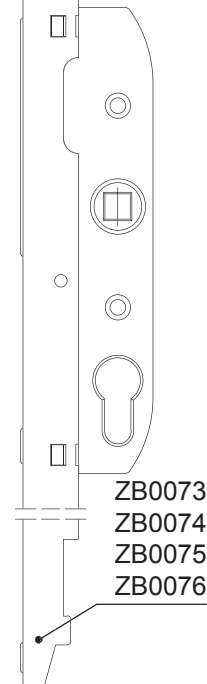
OPERAZIONI FERRAMENTA ALZANTE SCORREVOLE - A, B, C

1 / 3



Hh	Hv	
1003	1751** - 2847	
403	1130 - 1875	

ØB	
10.5	HLH301 HLH302
12	ZB0080 ZB0081 ZB0082



C160S-ASS-2158

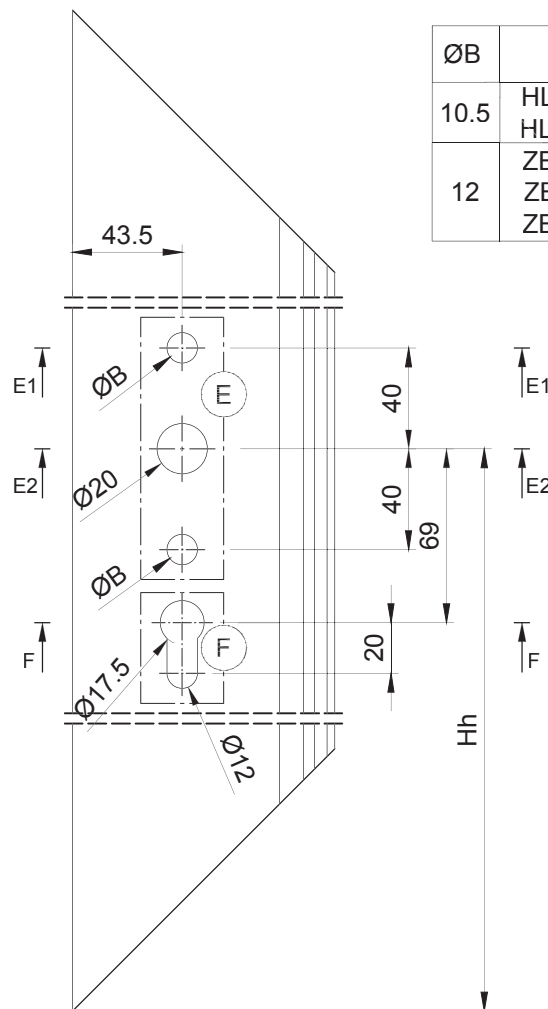
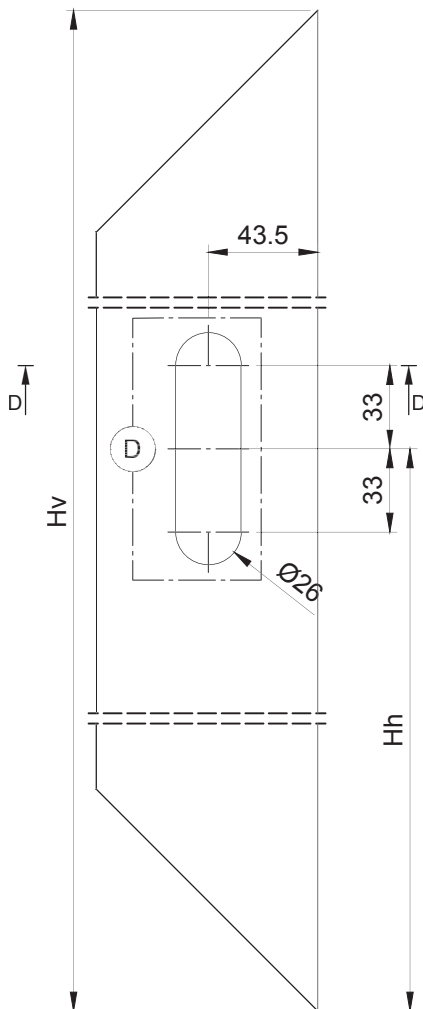
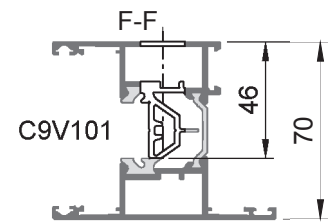
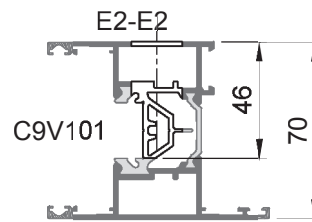
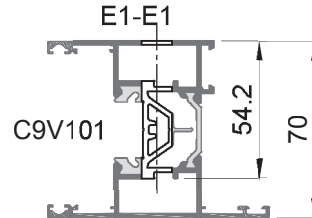
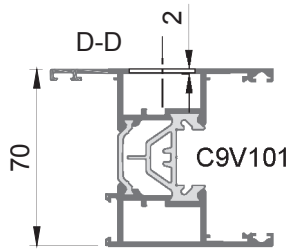
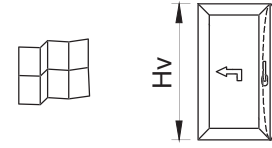
L - Ferramenta e disegni assemblaggio

Assemblaggio ferramenta

OPERAZIONI FERRAMENTA ALZANTE SCORREVOLE - D, E, F PER C9V101

2 / 3

Hh	Hv	
1003	1751** - 2847	
403	1130 - 1875	



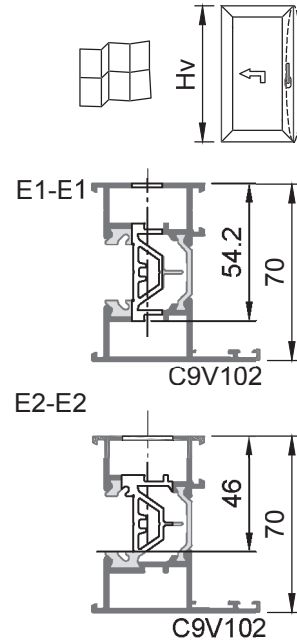
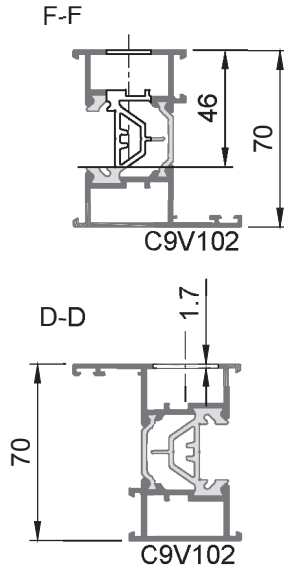
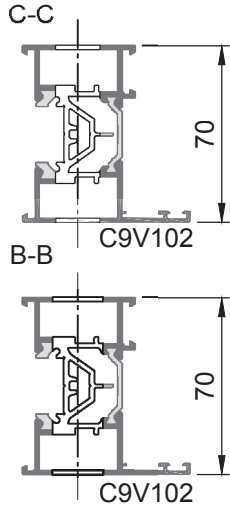
ØB	
10.5	HLH301 HLH302
12	ZB0080 ZB0081 ZB0082

C160S-ASS-2159

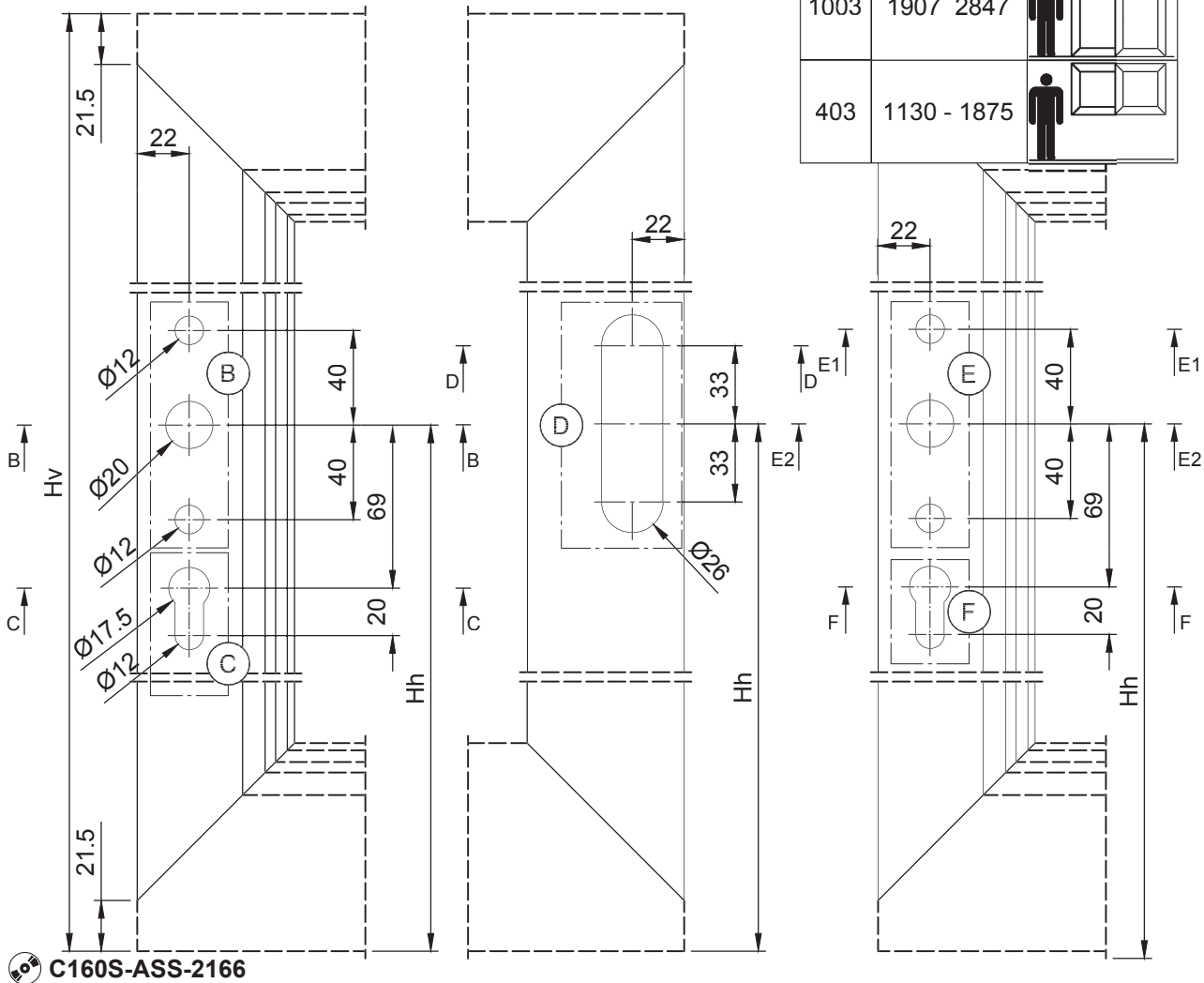
Assemblaggio ferramenta

OPERAZIONI FERRAMENTA ALZANTE SCORREVOLE - D, E, F PER C9V102

3 / 3



Hh	Hv	
1003	1907 2847	
403	1130 - 1875	



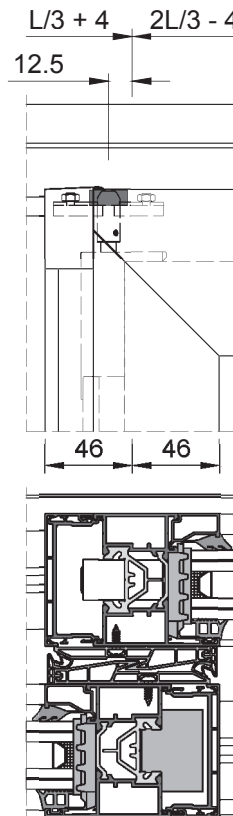
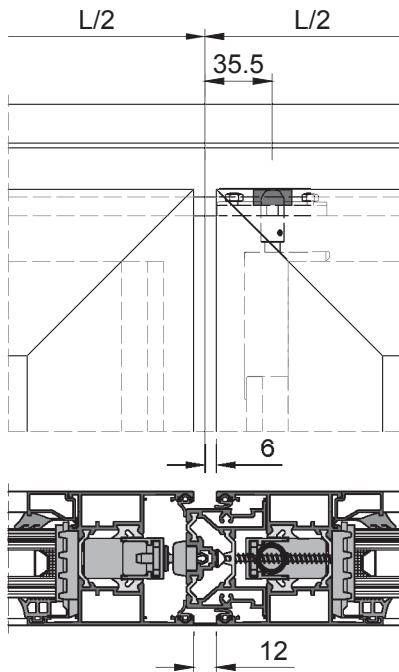
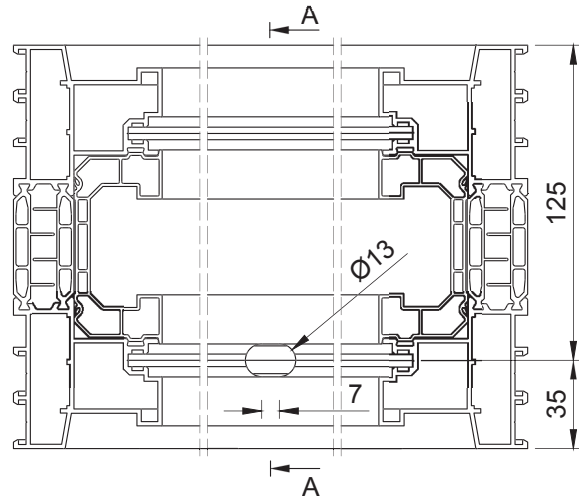
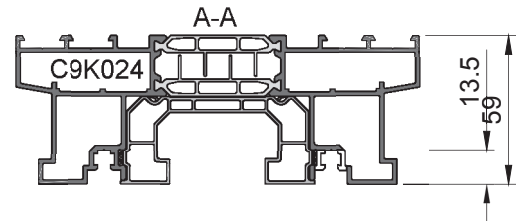
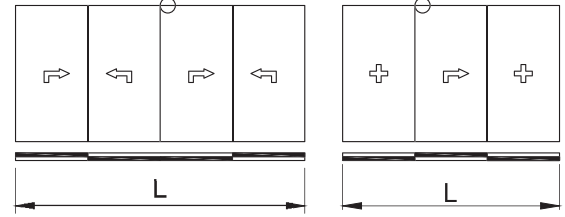
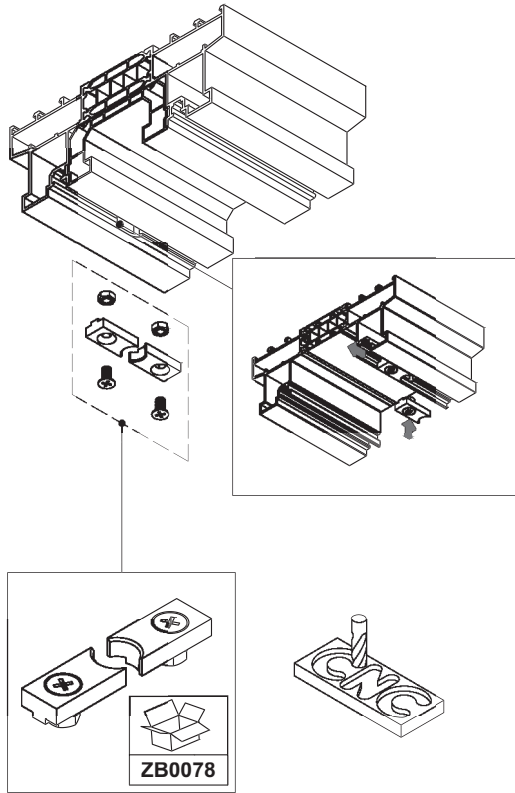
C160S-ASS-2166

L - Ferramenta e disegni assemblaggio

Assemblaggio ferramenta

ASSEMBLAGGIO ZB0078 PER ALZANTE SCORREVOLE, CHIUSURA CON ASTA TELESCOPICA

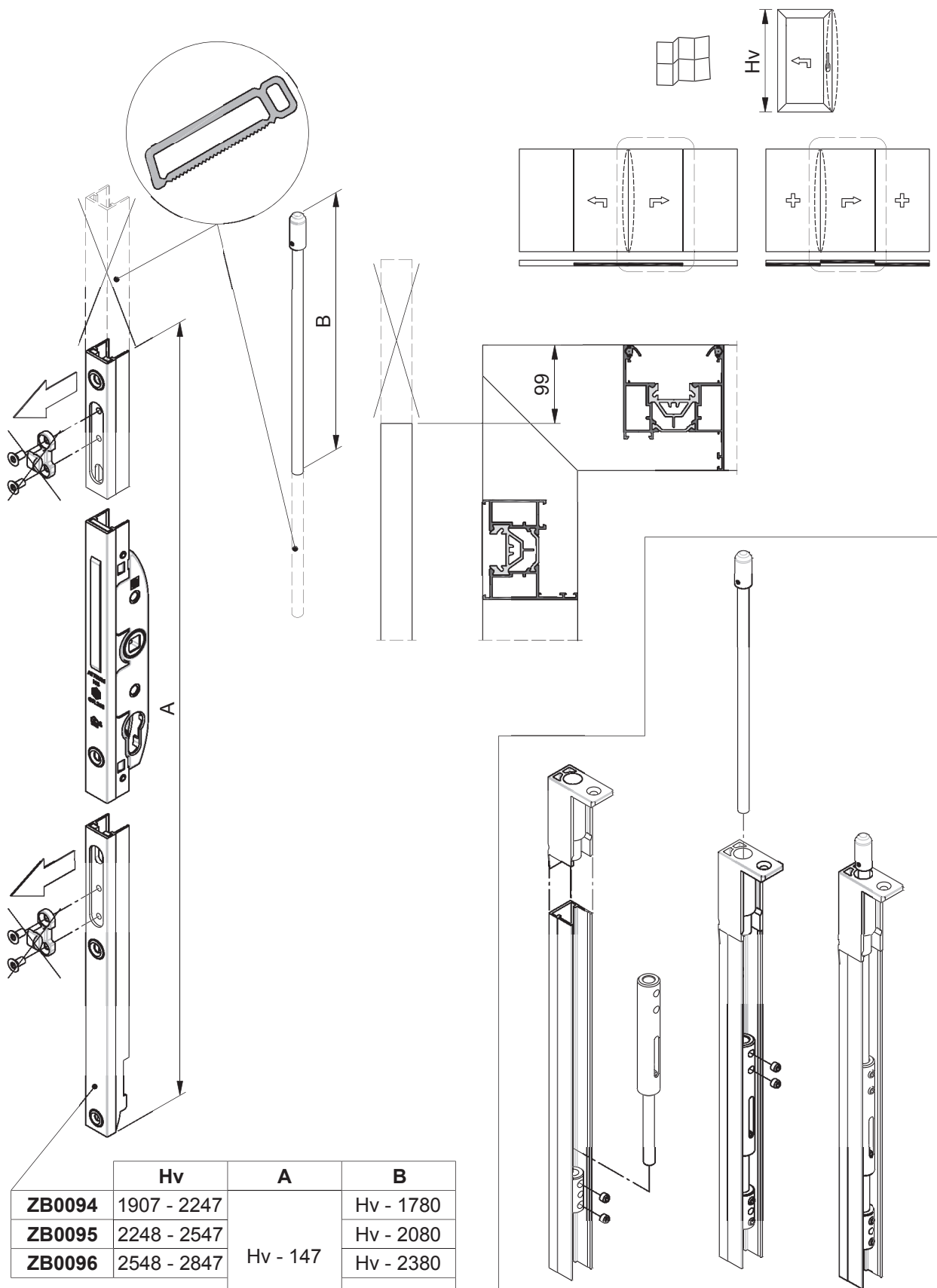
1 / 6



 C160S-ASS-2213

Assemblaggio ferramenta

OPERAZIONI PER FERRAMENTA ALZANTE SCORREVOLE ZB009X



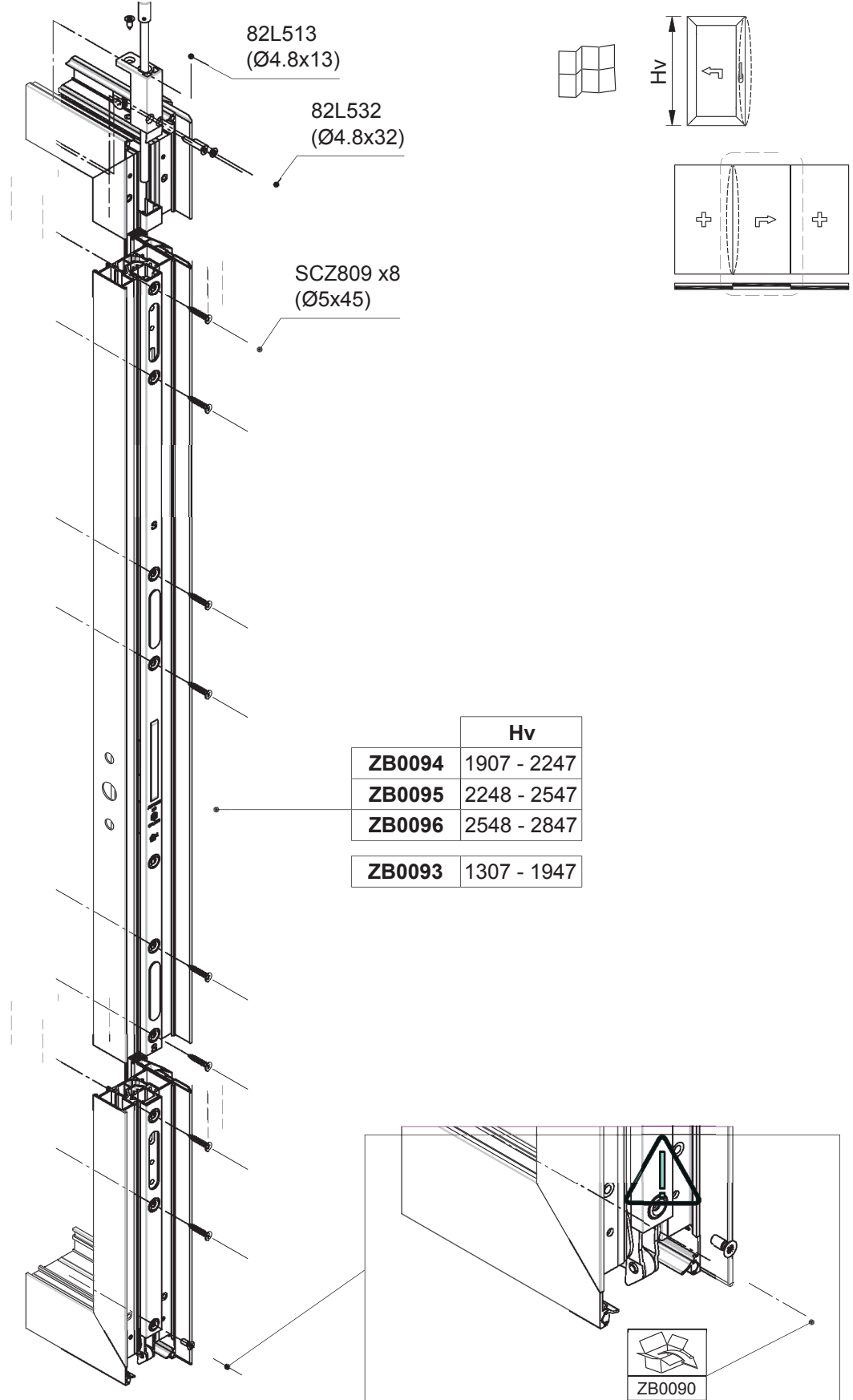
	Hv	A	B
ZB0094	1907 - 2247	Hv - 147	Hv - 1780
ZB0095	2248 - 2547		Hv - 2080
ZB0096	2548 - 2847		Hv - 2380
ZB0093	1307 - 1947		Hv - 1179

C160S-ASS-2204


Assemblaggio ferramenta

OPERAZIONI PER FERRAMENTA ALZANTE SCORREVOLE ZB009X

3 / 6

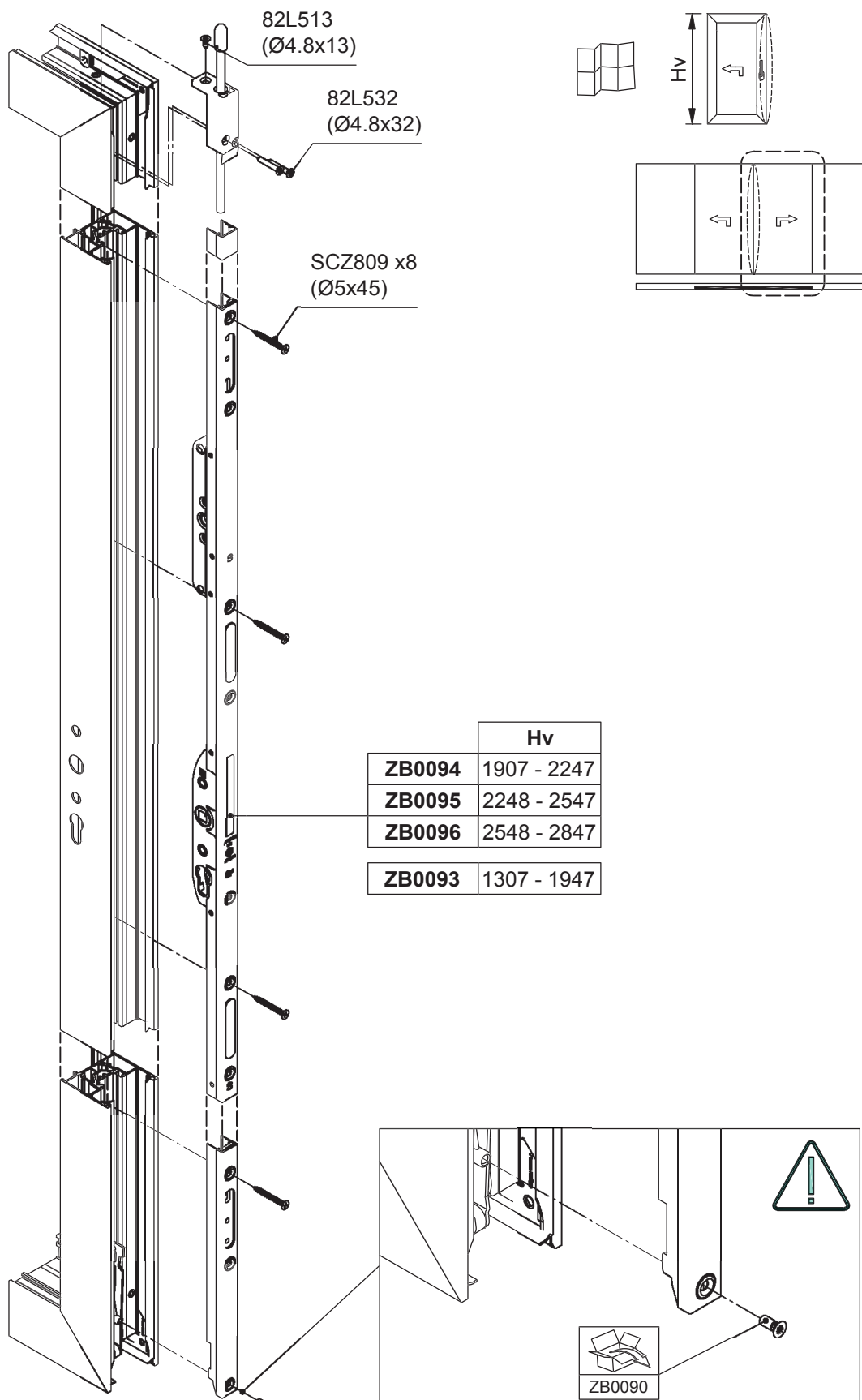


	Hv
ZB0094	1907 - 2247
ZB0095	2248 - 2547
ZB0096	2548 - 2847
ZB0093	1307 - 1947

 C160S-ASS-2205

Assemblaggio ferramenta

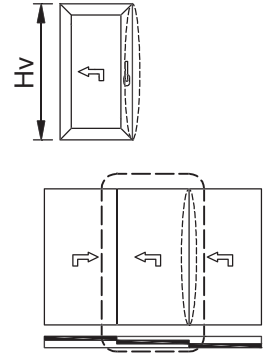
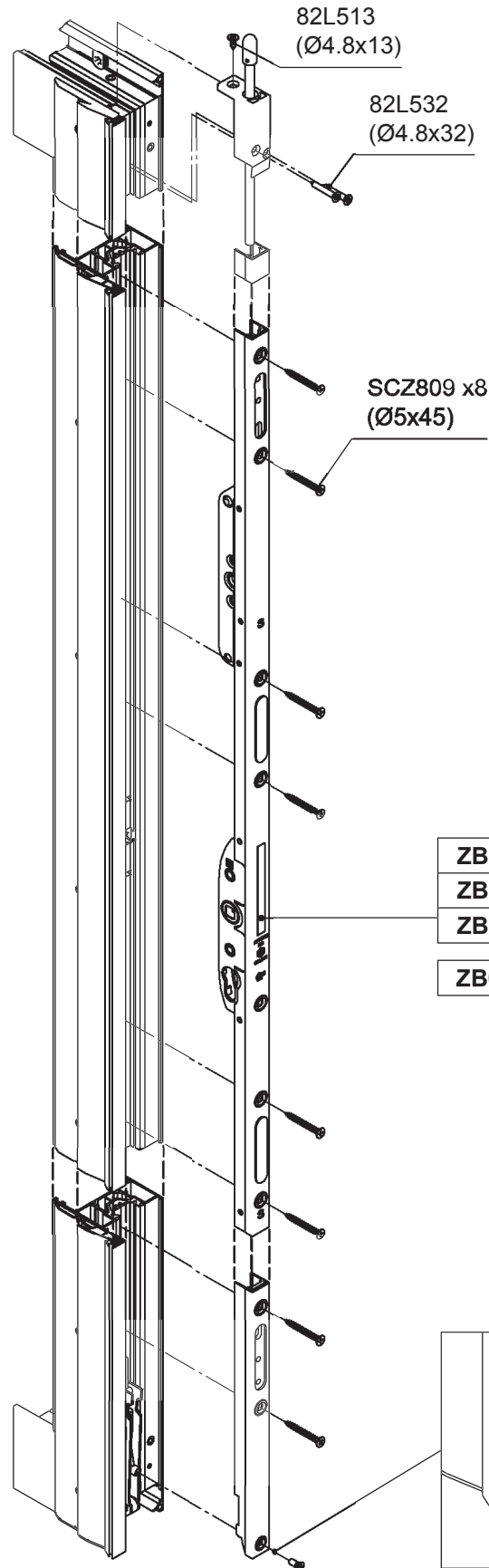
ASSEMBLAGGIO ZB0093/ZB0094/ZB0095/ZB0096 - XOOX



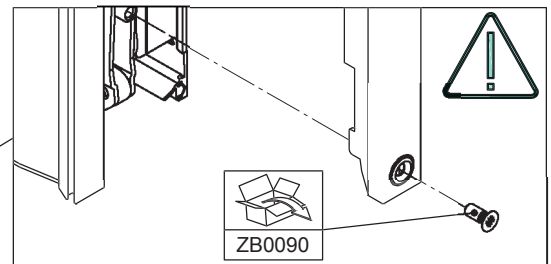
Assemblaggio ferramenta

ASSEMBLAGGIO ZB0093/ZB0094/ZB0095/ZB0096

5 / 6



	Hv
ZB0094	1907 - 2247
ZB0095	2248 - 2547
ZB0096	2548 - 2847
ZB0093	1307 - 1947

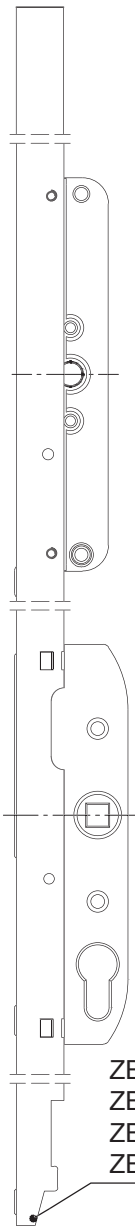
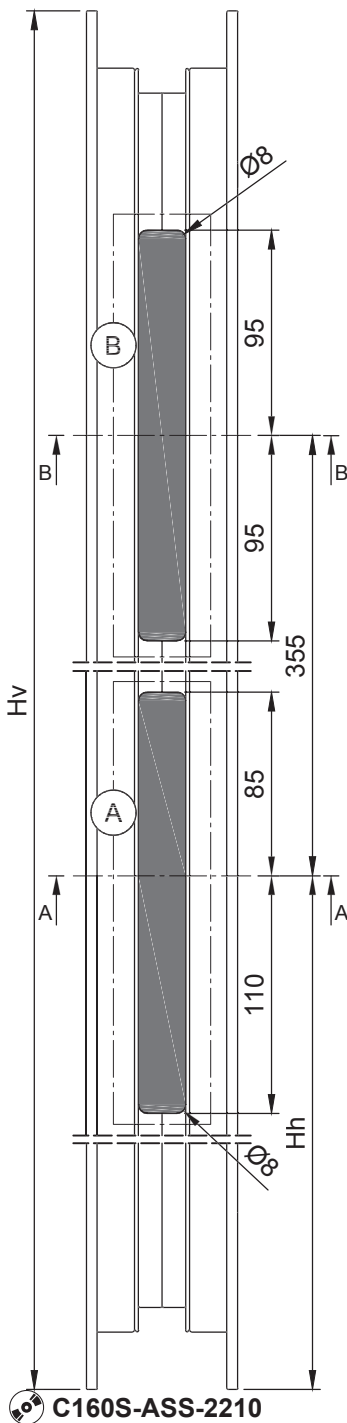
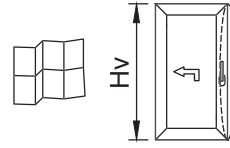


C160S-ASS-2211

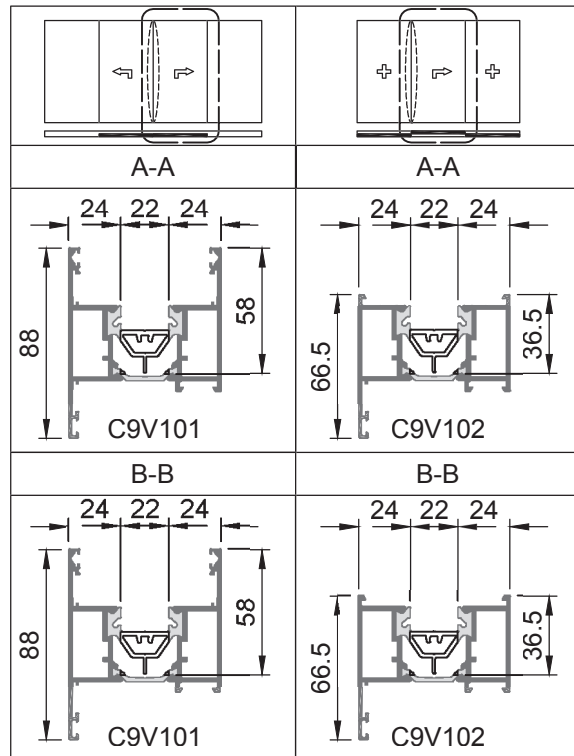
Assemblaggio ferramenta

OPERAZIONI PER FERRAMENTA ALZANTE SCORREVOLE - A,B

6 / 6



ZB0093
ZB0094
ZB0095
ZB0096



Hh	Hv	
1003	1907 - 2847	
403	1307 - 1947	

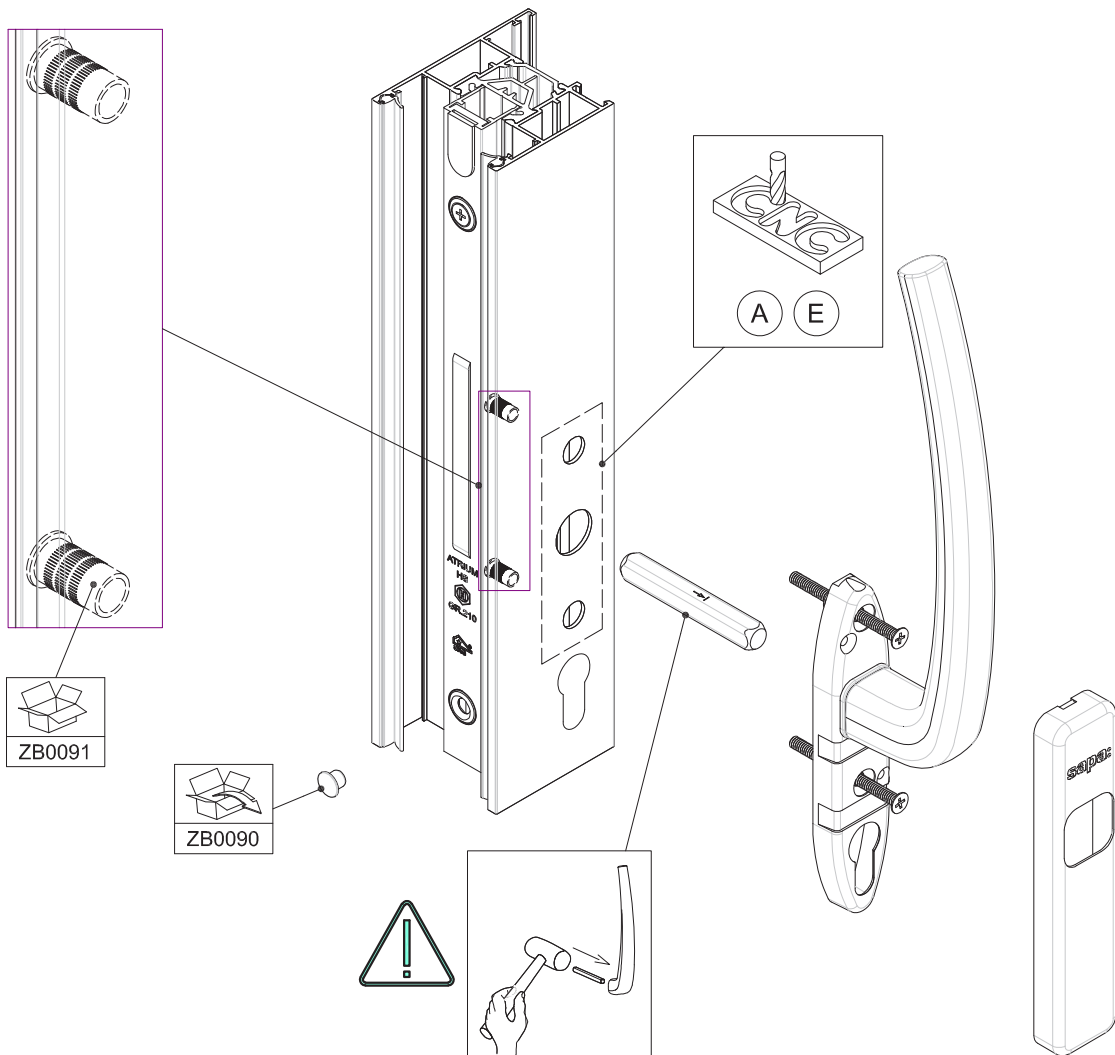
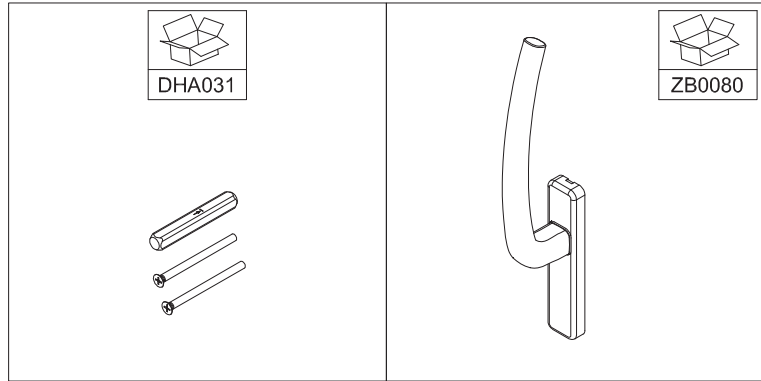
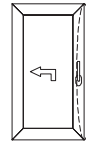
C160S-ASS-2210

L - Ferramenta e disegni assemblaggio

Assemblaggio ferramenta

ASSEMBLAGGIO MANIGLIA STANDARD - ALZANTE SCORREVOLE

1 / 6

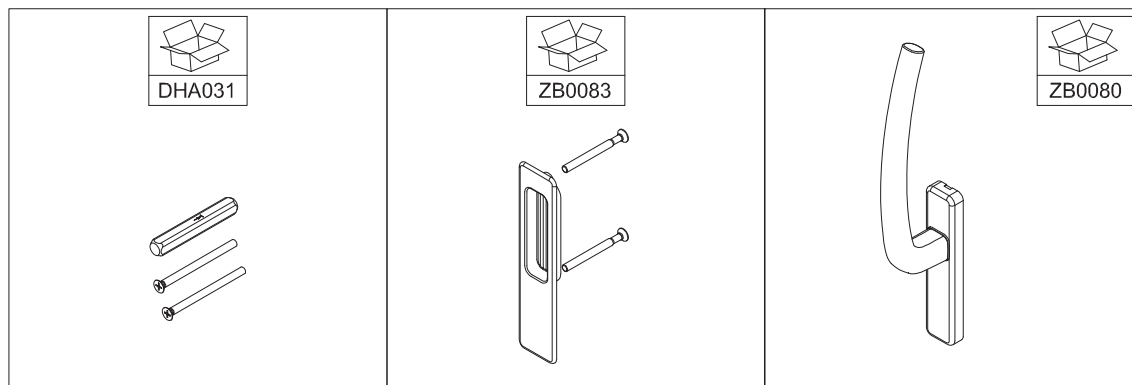
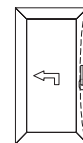


C160S-ASS-2160

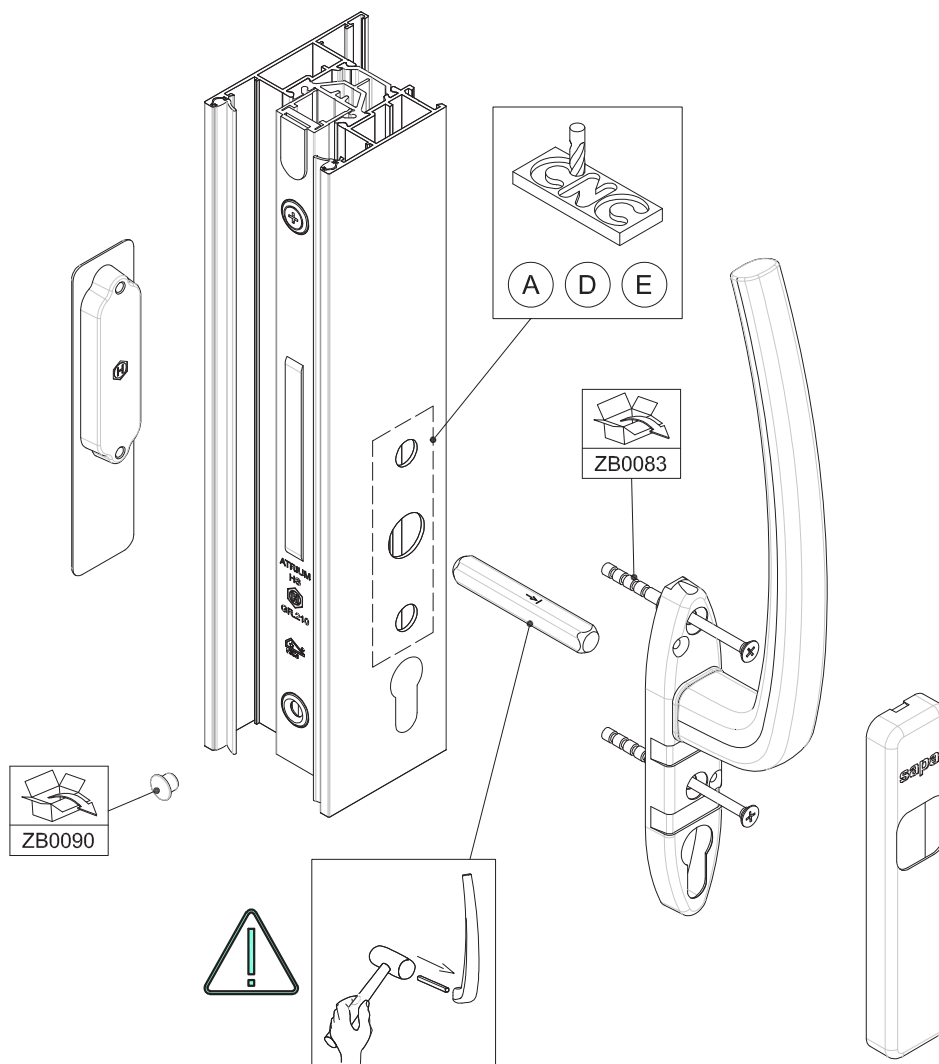
Assemblaggio ferramenta

ASSEMBLAGGIO MANIGLIA STANDARD CON VASCHETTA - ALZANTE SCORREVOLE

2 / 6



L - Ferramenta e disegni assemblaggio

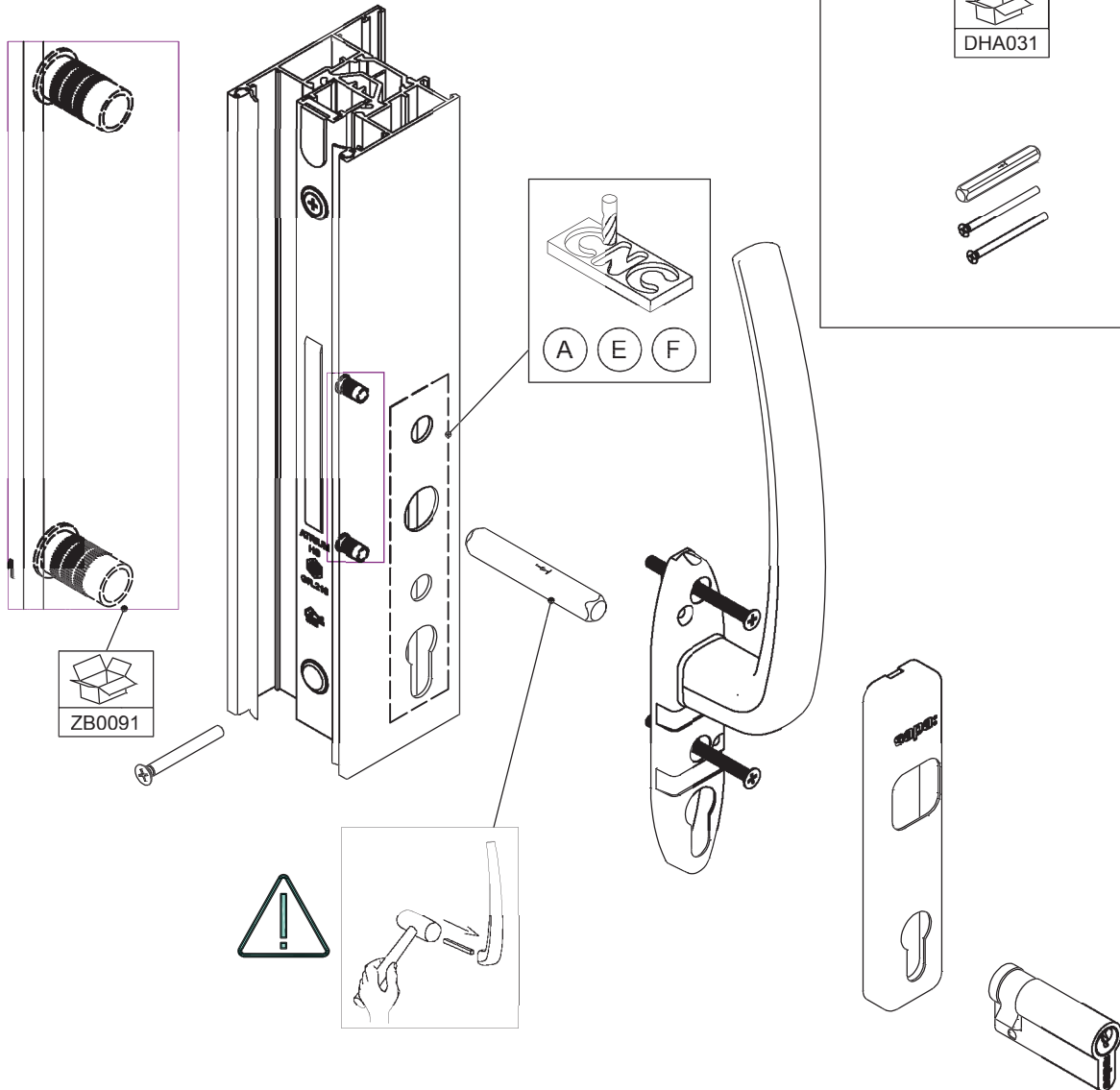
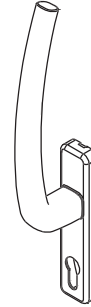

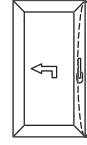


 C160S-ASS-2161

Assemblaggio ferramenta

ASSEMBLAGGIO MANIGLIA STANDARD CON SINGOLO CILINDRO - ALZANTE SCORREVOLE

3 / 6



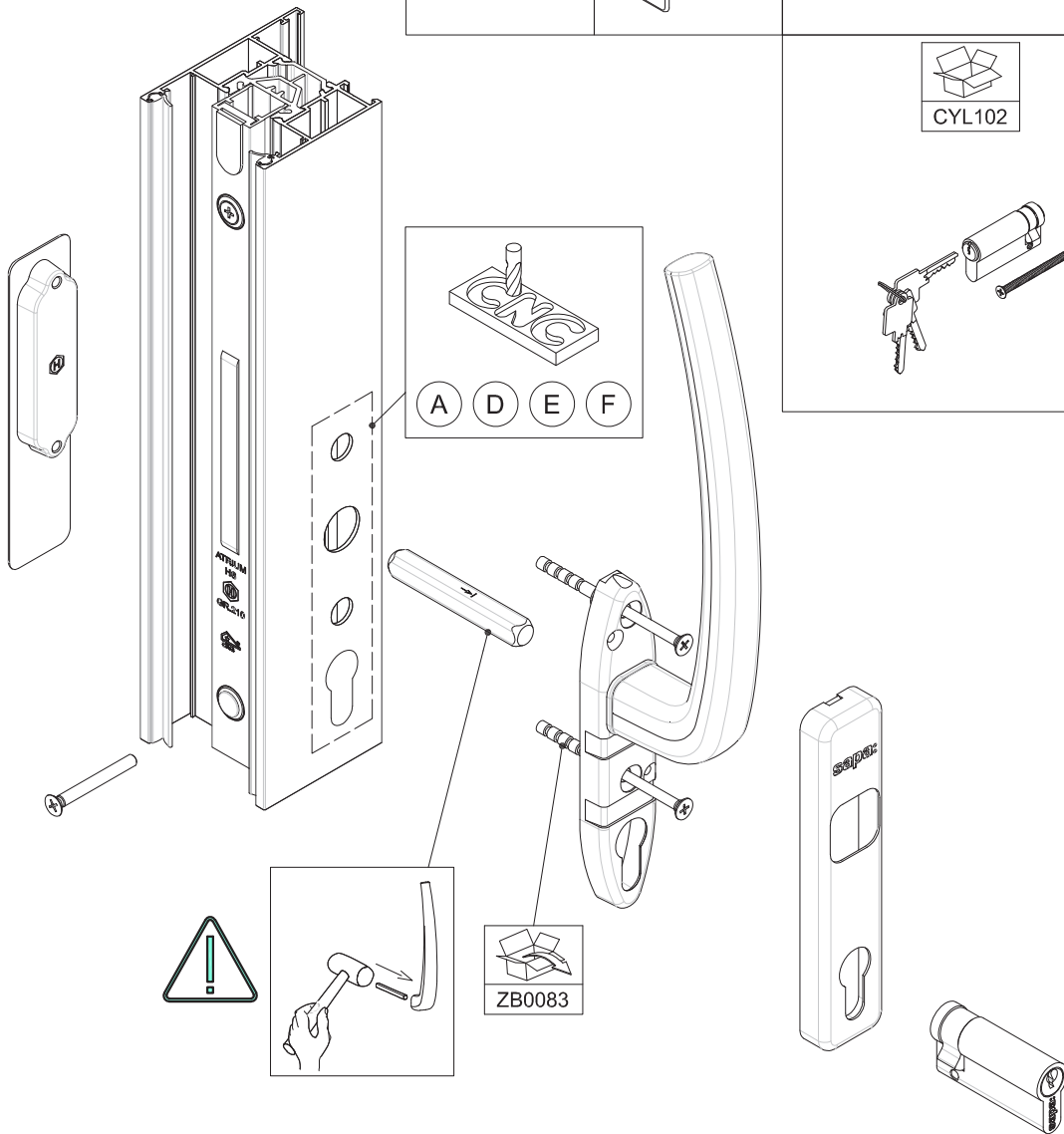
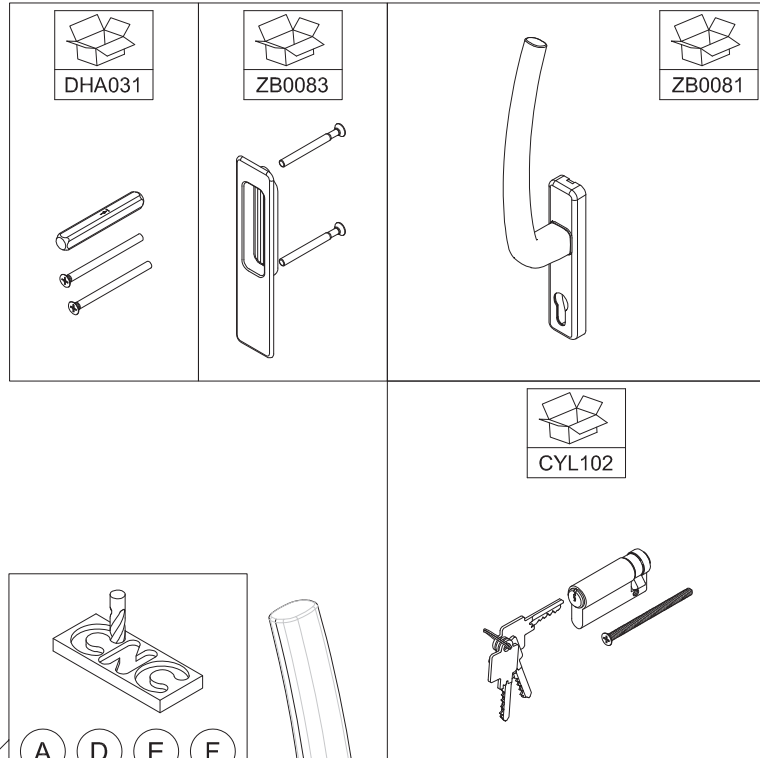
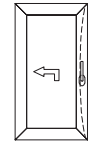
L - Ferramenta e disegni assemblaggio

C160S-ASS-2162

Assemblaggio ferramenta

ASSEMBLAGGIO MANIGLIA STANDARD CON SINGOLO CILINDRO E VASCHETTA - ALZANTE SCORREVOLE

4 / 6



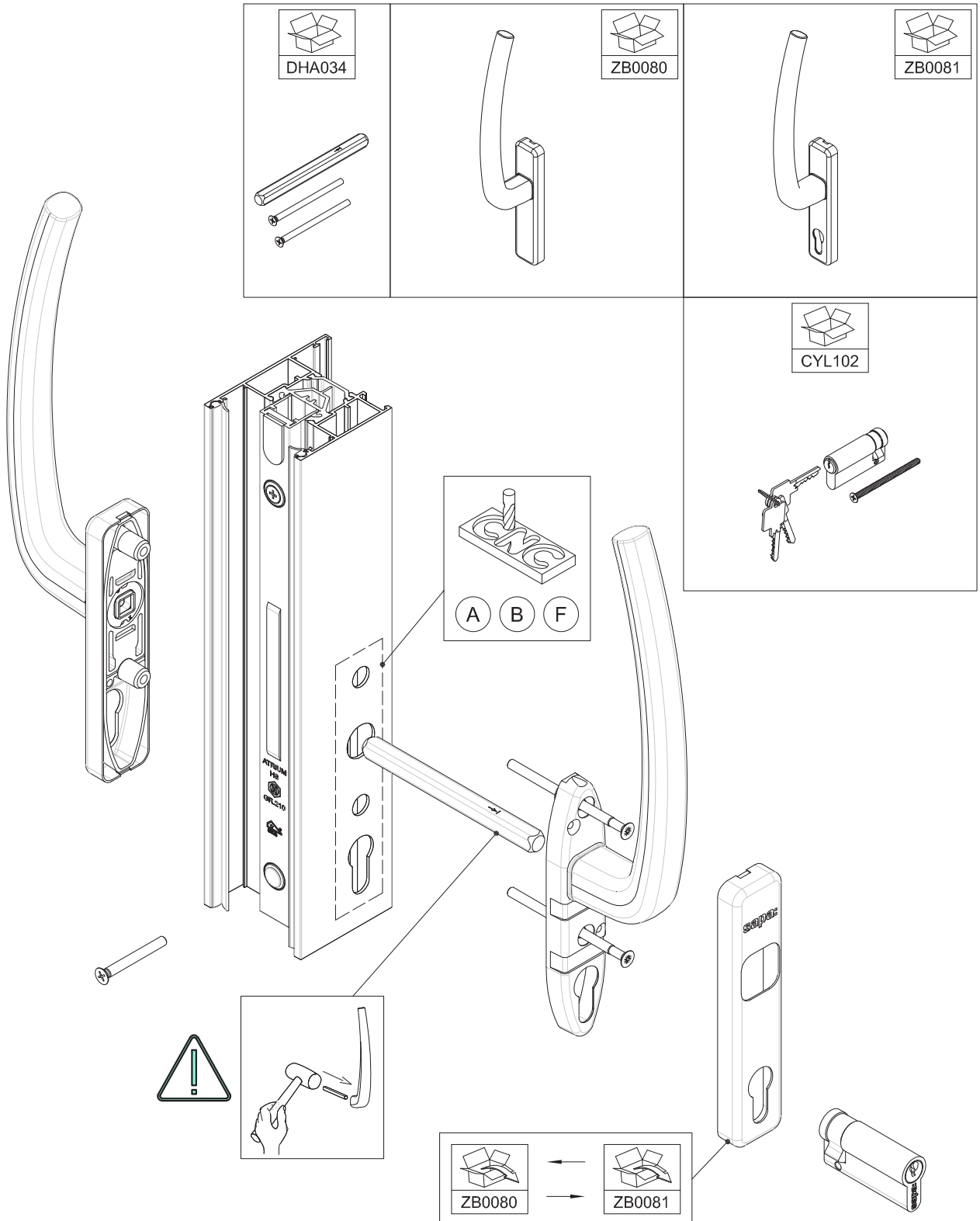
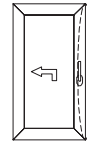
L - Ferramenta e disegni assemblaggio

C160S-ASS-2163

Assemblaggio ferramenta

ASSEMBLAGGIO MANIGLIA STANDARD INTERNA ED ESTERNA CON SINGOLO CILINDRO - ALZANTE SCORREVOLE

5 / 6



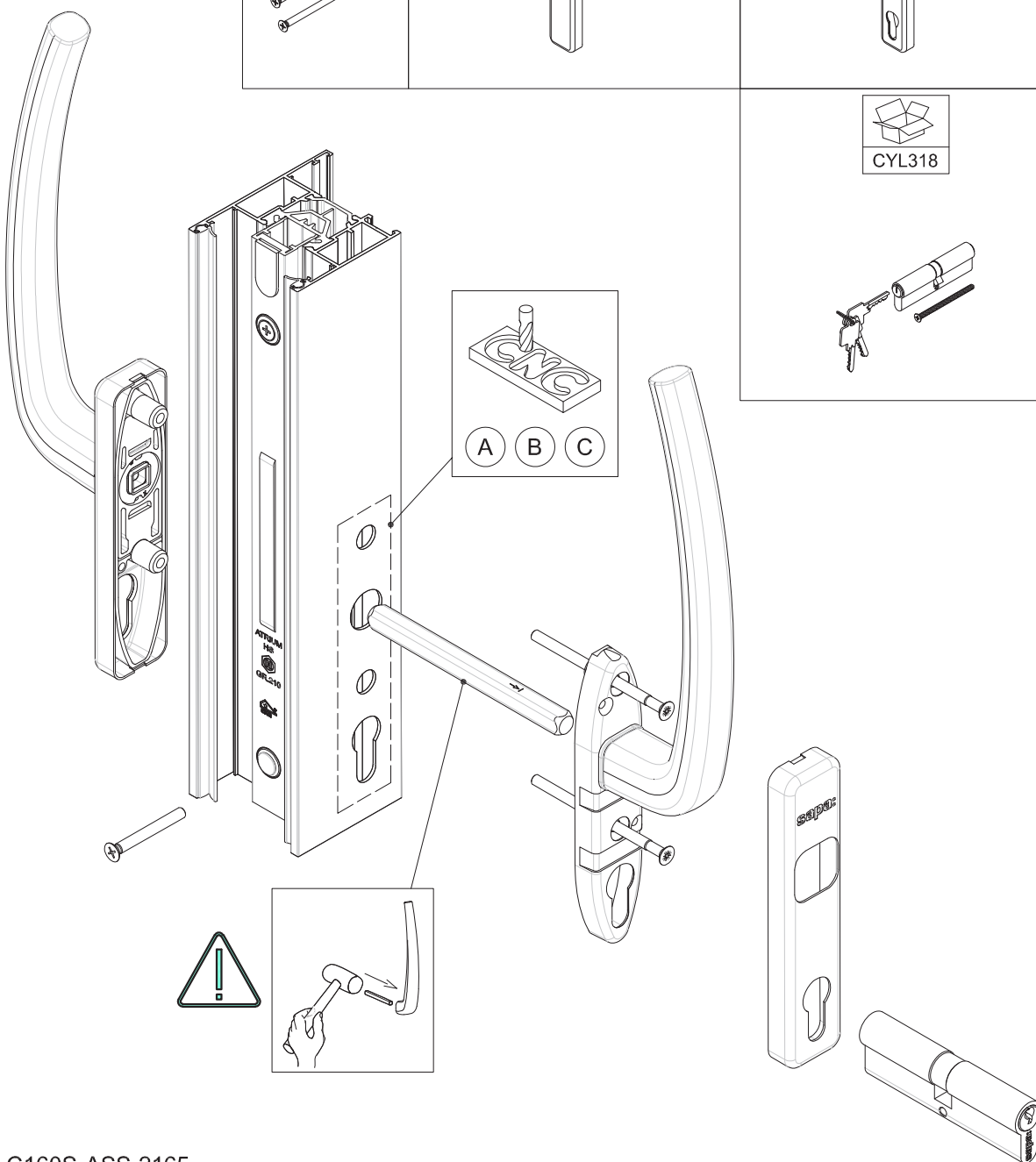
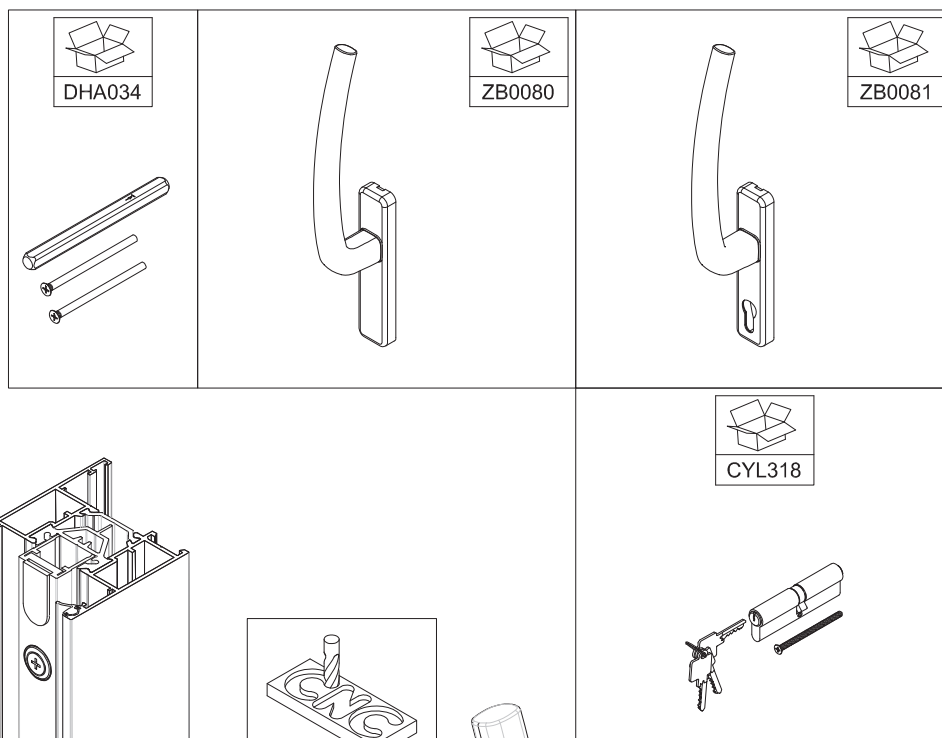
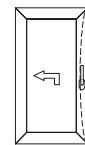
L - Ferramenta e disegni assemblaggio

C160S-ASS-2164

Assemblaggio ferramenta

ASSEMBLAGGIO MANIGLIA STANDARD INTERNA ED ESTERNA CON CILINDRO - ALZANTE SCORREVOLE

6 / 6



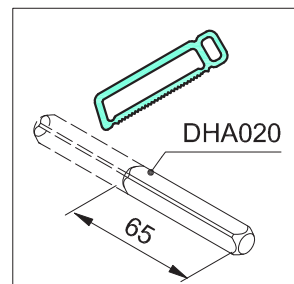
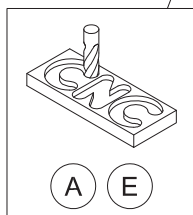
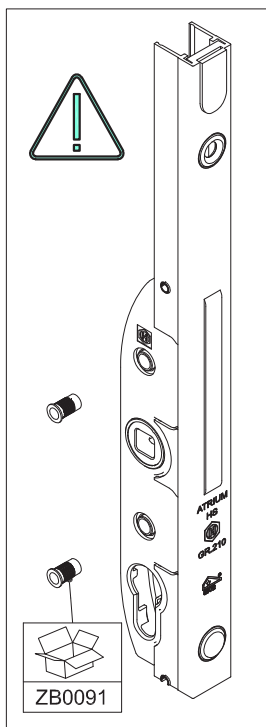
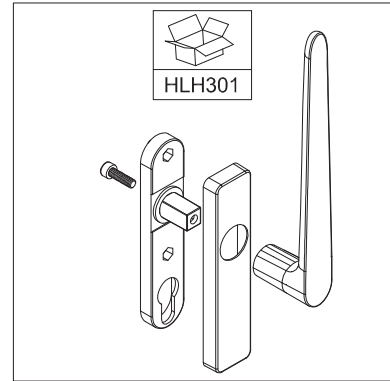
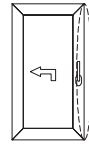
L - Ferramenta e disegni assemblaggio

C160S-ASS-2165

Assemblaggio ferramenta

ASSEMBLAGGIO MANIGLIA INTERNA S-LINE DILETTA - ALZANTE SCORREVOLE

1 / 6



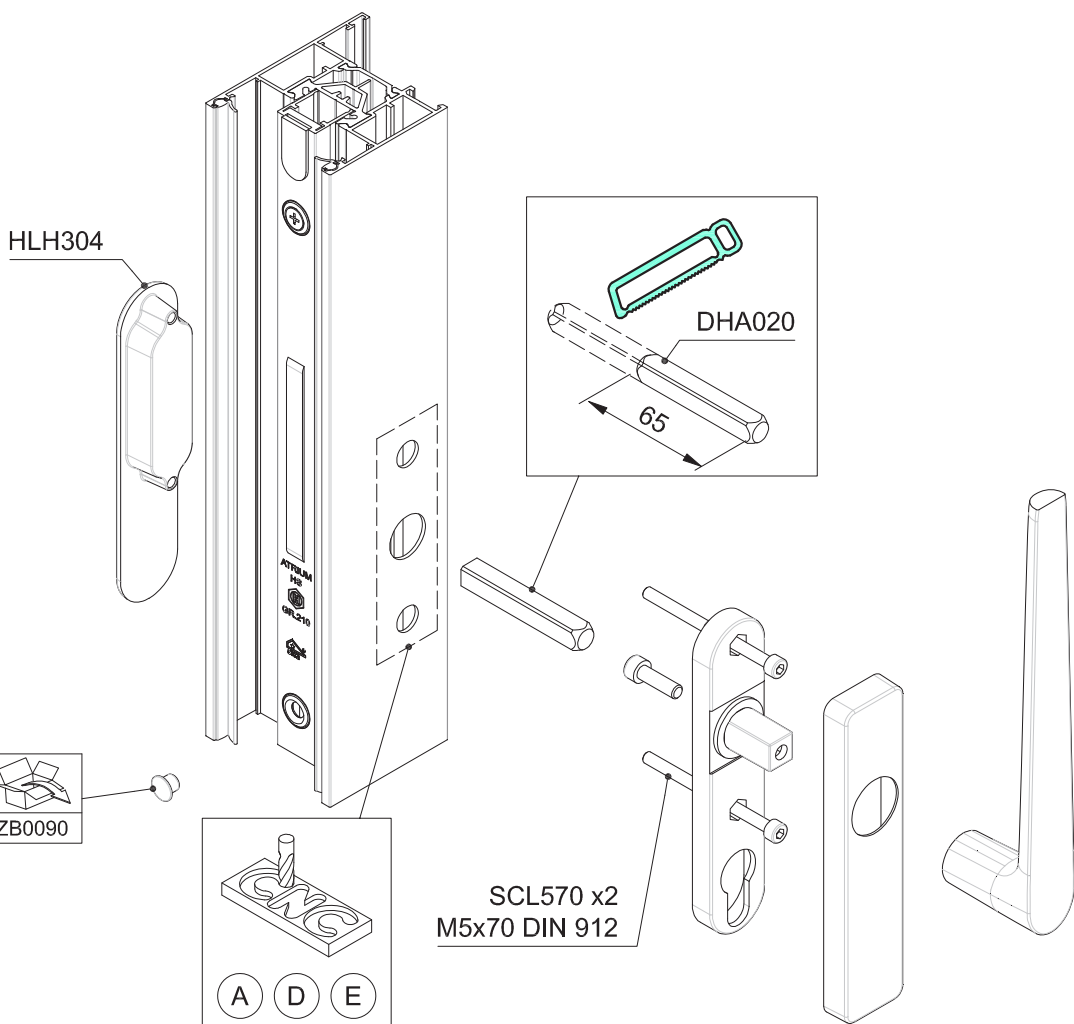
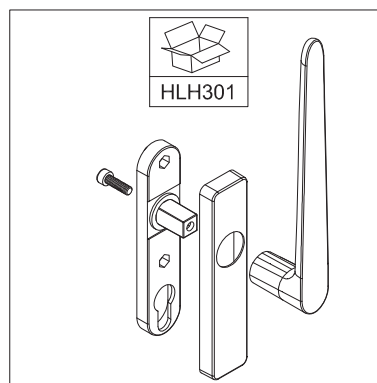
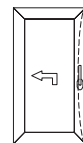
SCL550 x2
M5x50 DIN 912

C160S-ASS-2170

Assemblaggio ferramenta

ASSEMBLAGGIO MANIGLIA INTERNA S-LINE DILETTA CON VASCHETTA - ALZANTE SCORREVOLE

2 / 6



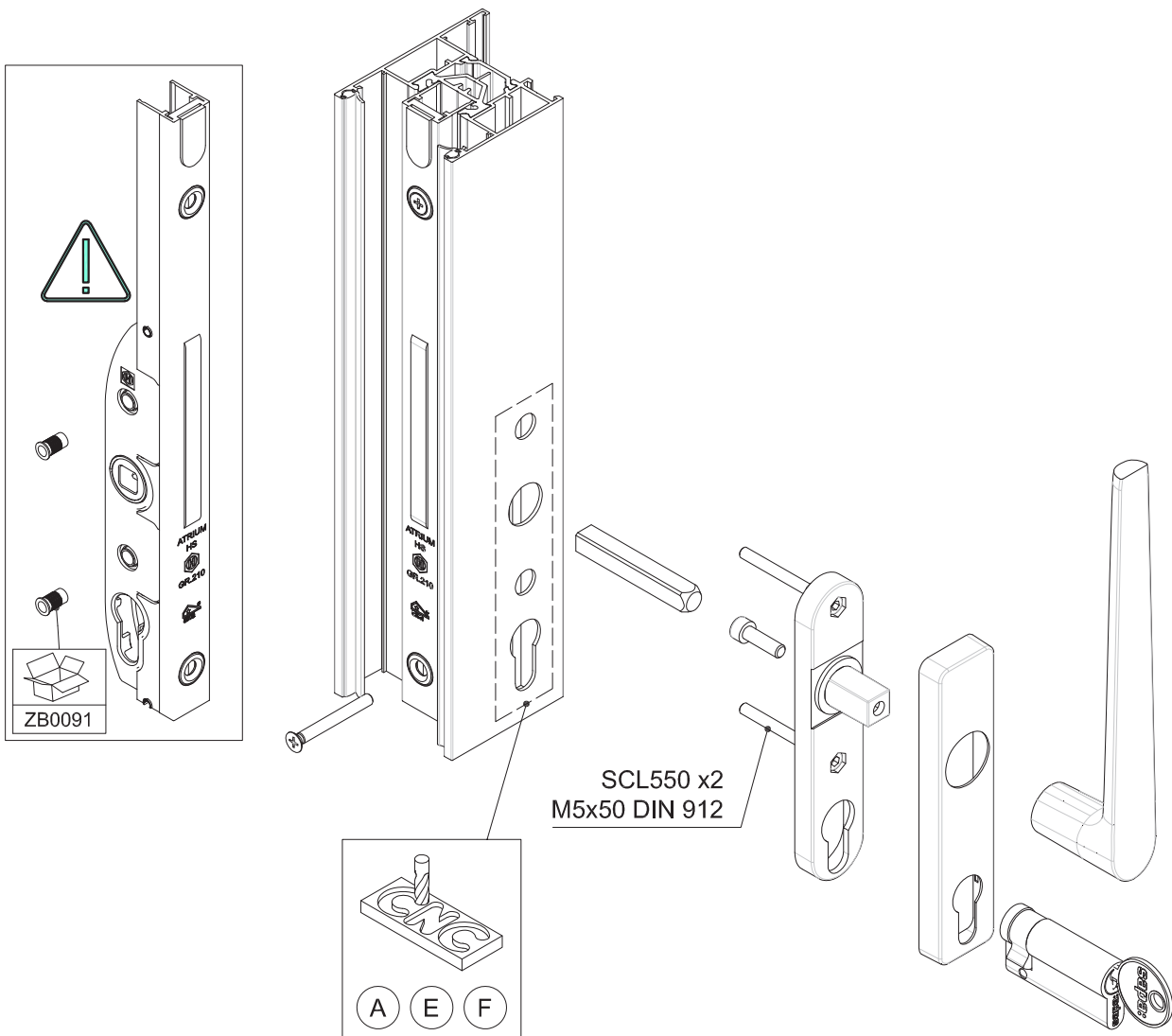
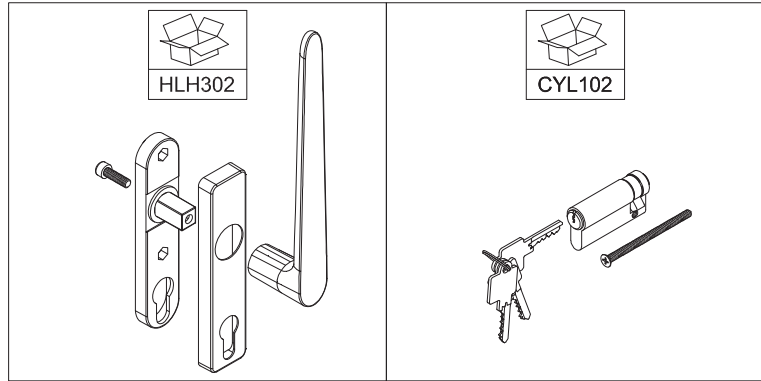
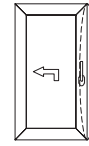
C160S-ASS-2171

L - Ferramenta e disegni assemblaggio

Assemblaggio ferramenta

ASSEMBLAGGIO MANIGLIA INTERNA S-LINE DILETTA CON SINGOLO CILINDRO - ALZANTE SCORREVOLE

3 / 6



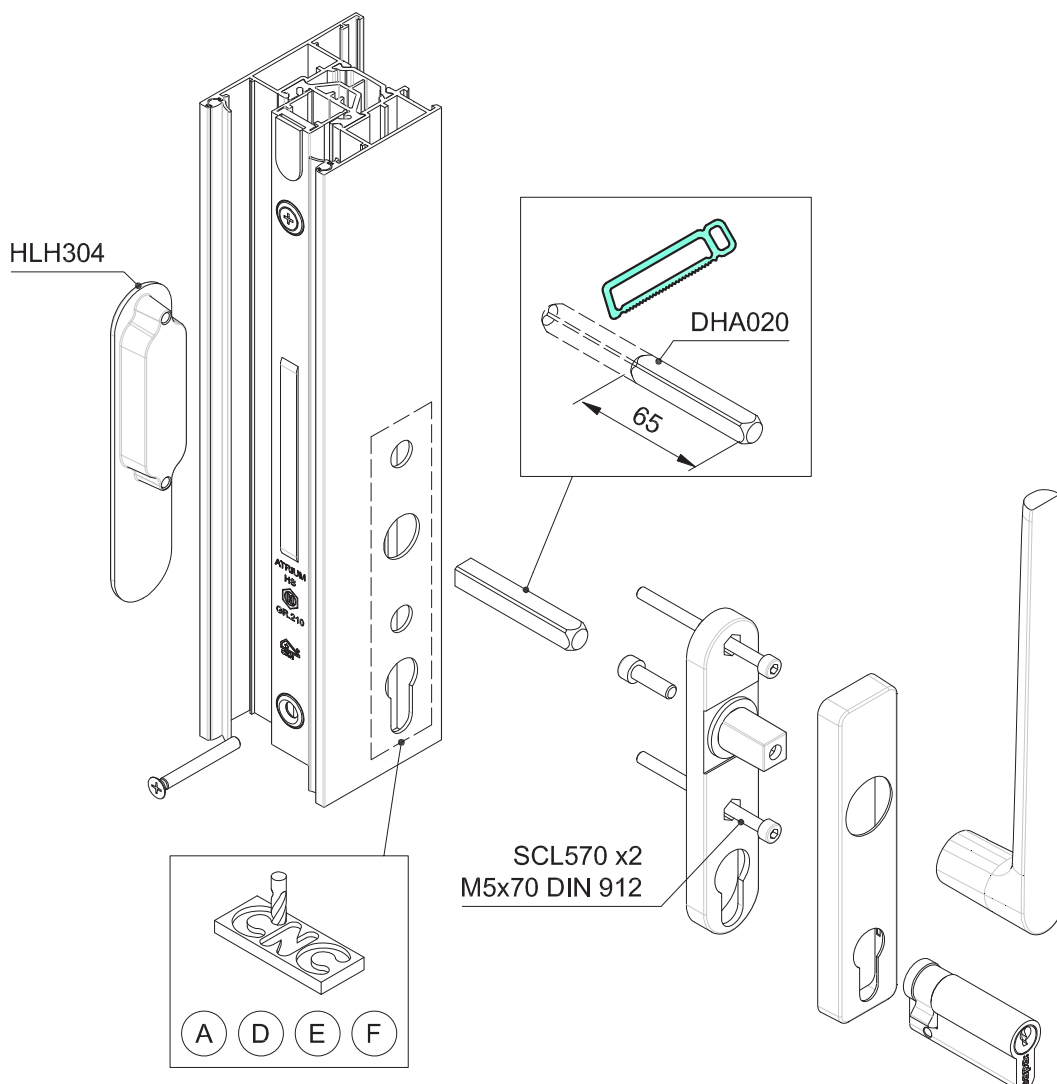
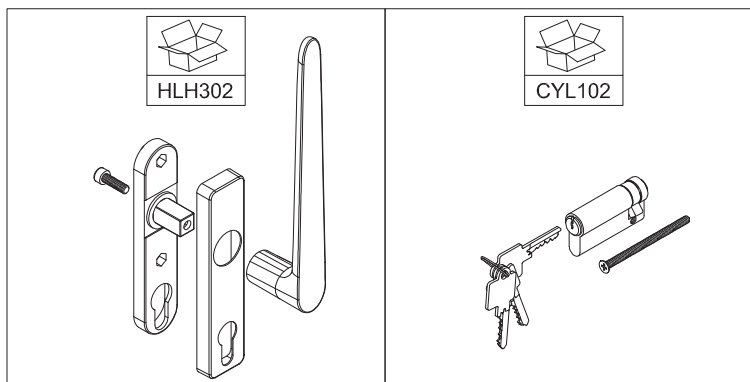
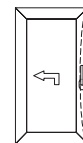
L - Ferramenta e disegni assemblaggio

C160S-ASS-2172

Assemblaggio ferramenta

ASSEMBLAGGIO MANIGLIA INTERNA S-LINE DILETTA CON SINGOLO CILINDRO E VASCHETTA - ALZANTE SCORREVOLE

4 / 6



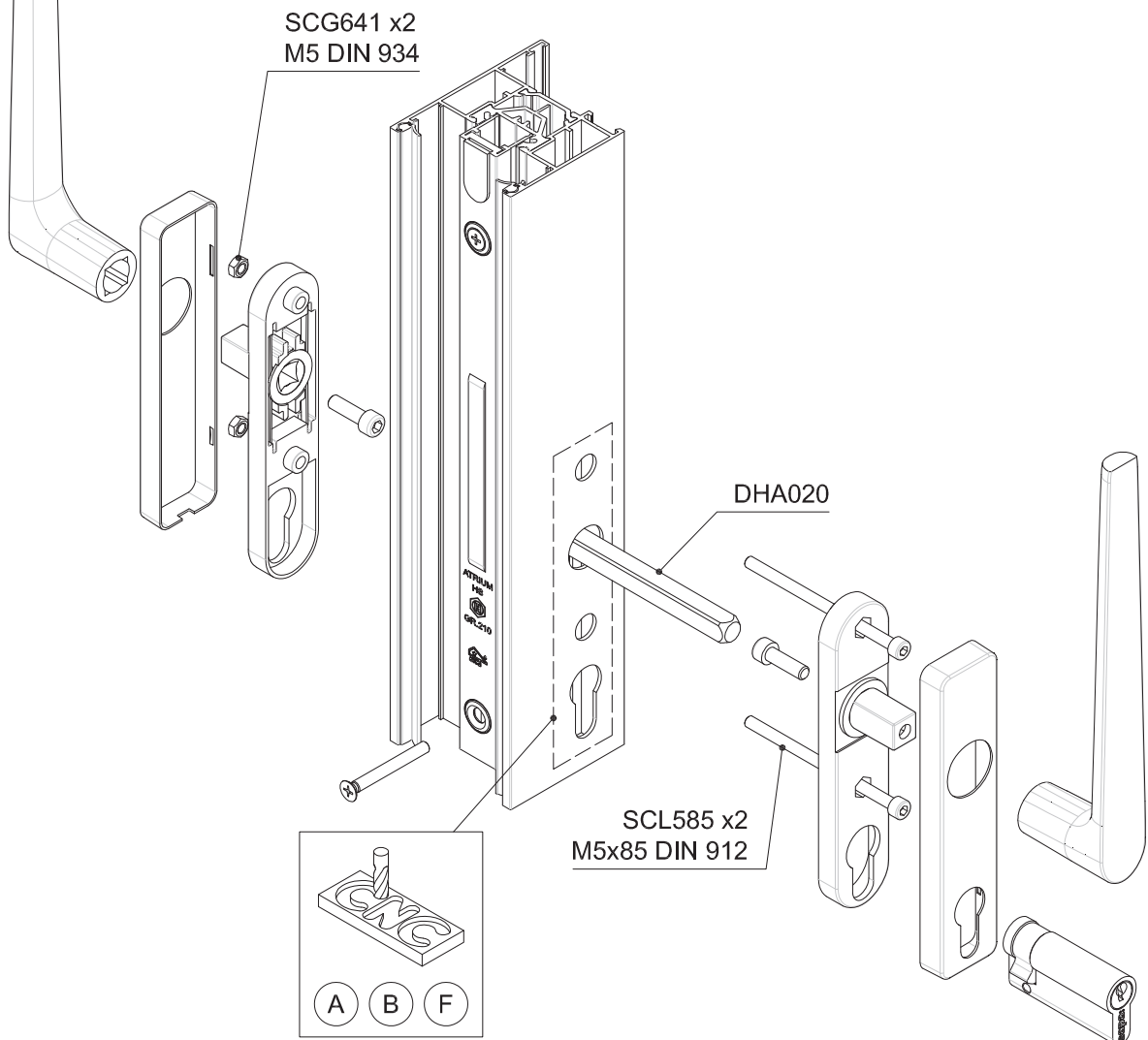
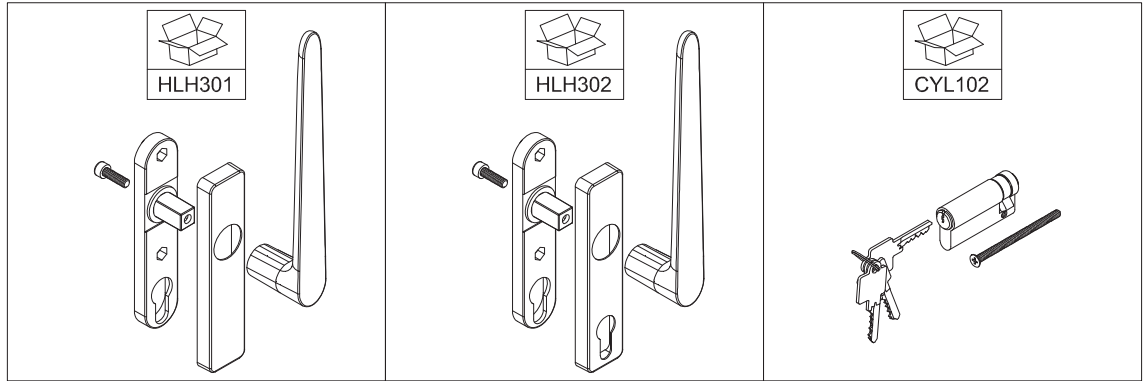
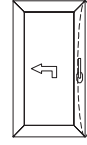
L - Ferramenta e disegni assemblaggio

C160S-ASS-2173

Assemblaggio ferramenta

ASSEMBLAGGIO MANIGLIA INTERNA ED ESTERNA S-LINE DILETTA CON SINGOLO CILINDRO - ALZANTE SCORREVOLE

5 / 6

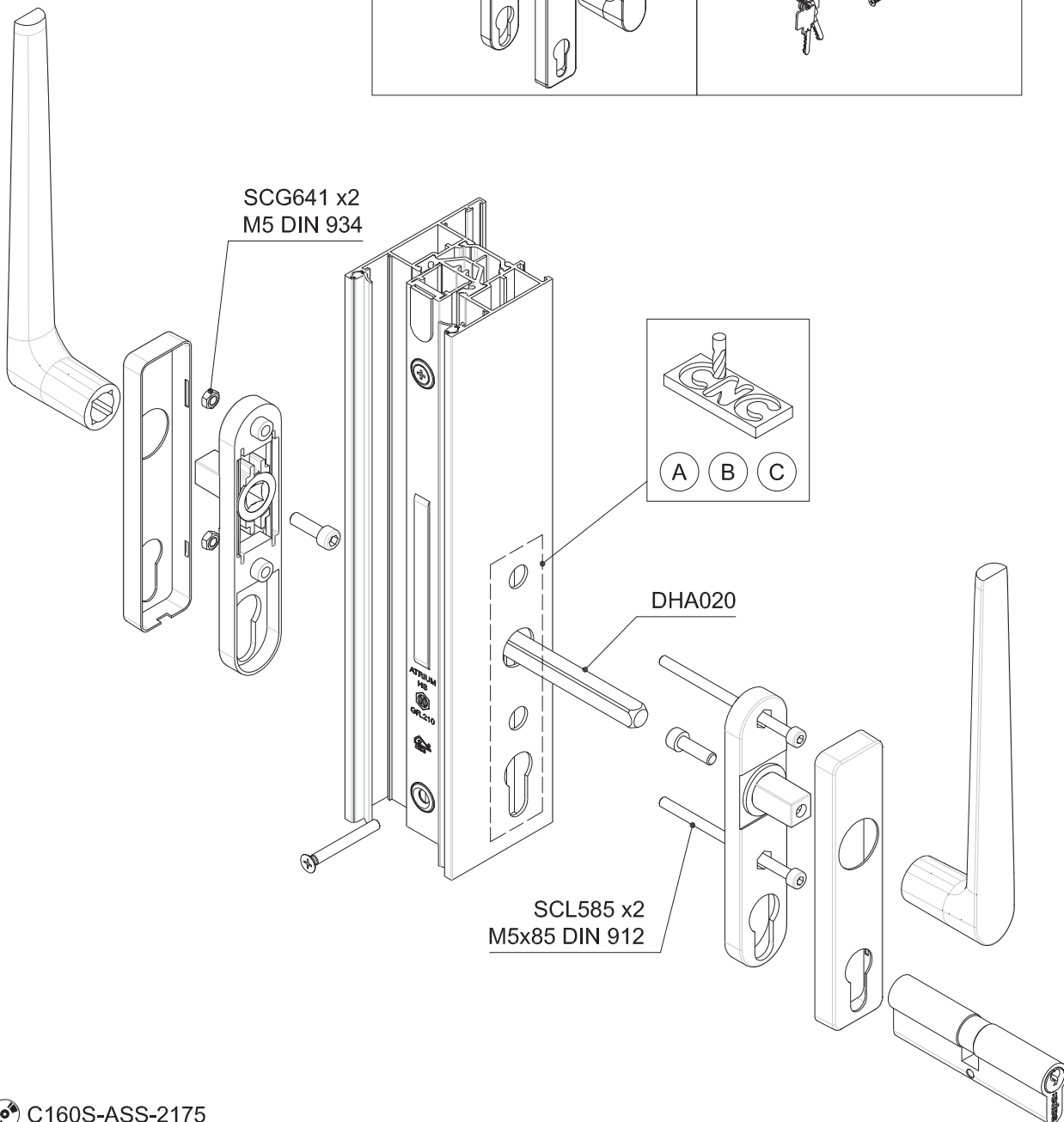
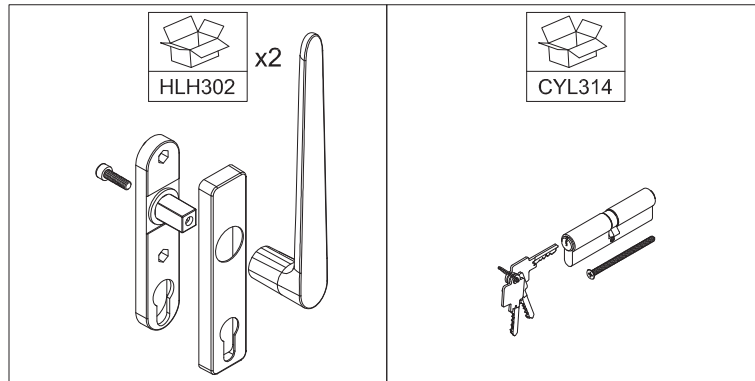
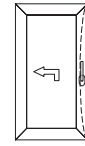


C160S-ASS-2174

Assemblaggio ferramenta

ASSEMBLAGGIO MANIGLIA INTERNA ED ESTERNA S-LINE DILETTA CON CILINDRO - ALZANTE SCORREVOLE

6 / 6



L - Ferramenta e disegni assemblaggio

C160S-ASS-2175

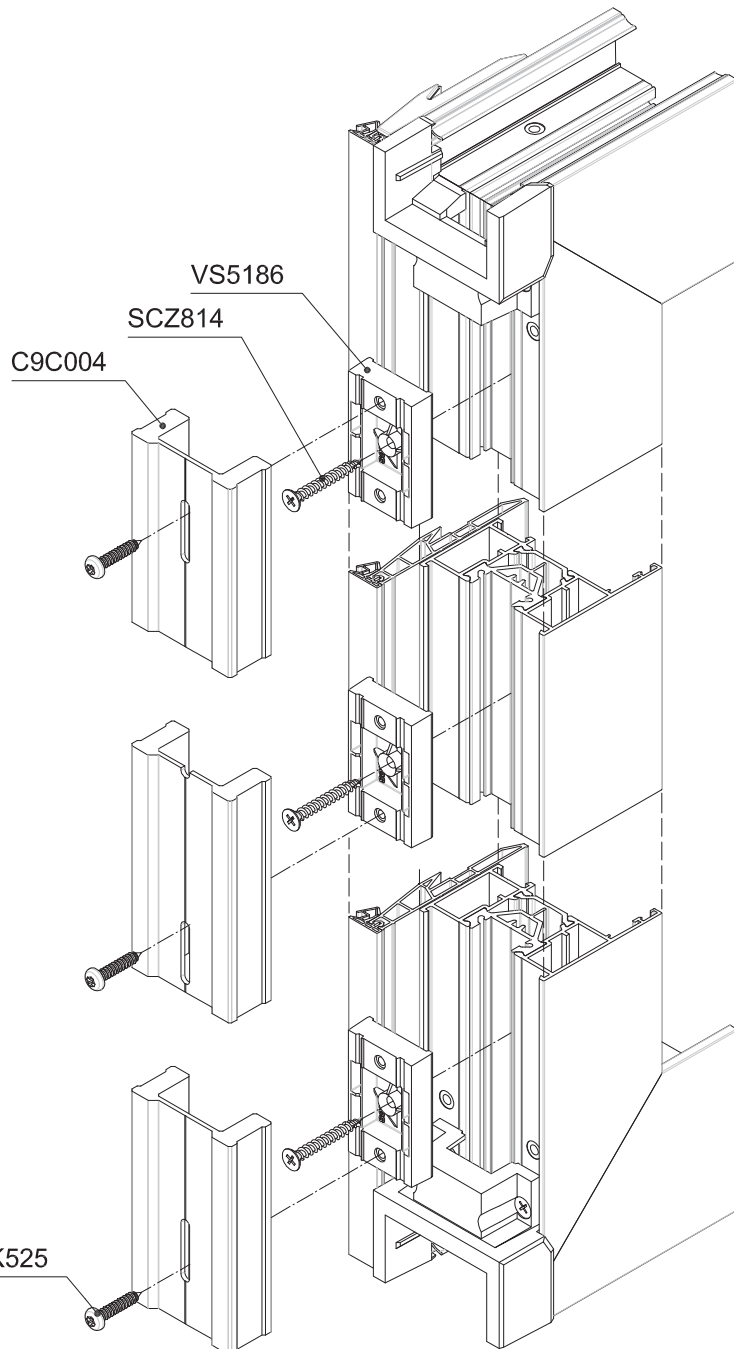
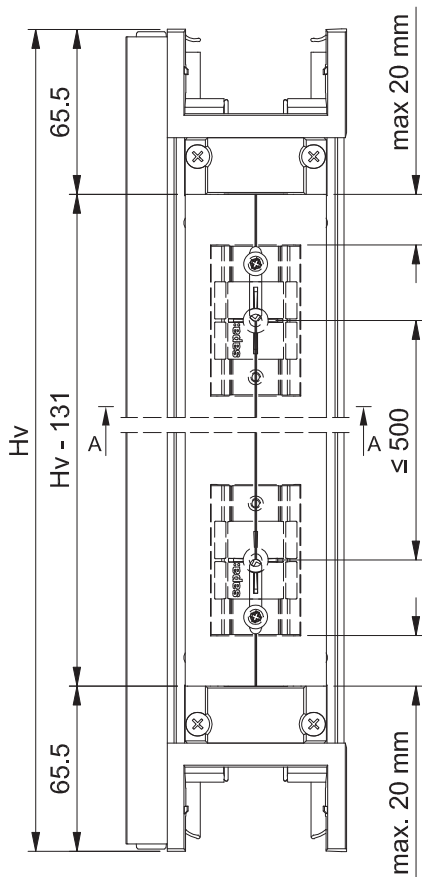
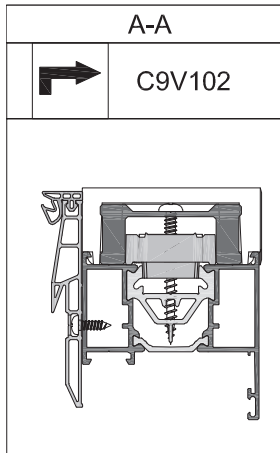
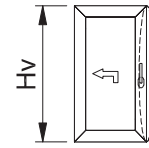
Rinforzo anta

Assemblaggio rinforzo C9C004 - Alzante scorrevole e scorrevole

L224

Rinforzo anta

ASSEMBLAGGIO RINFORZO C9C004 - ALZANTE SCORREVOLE



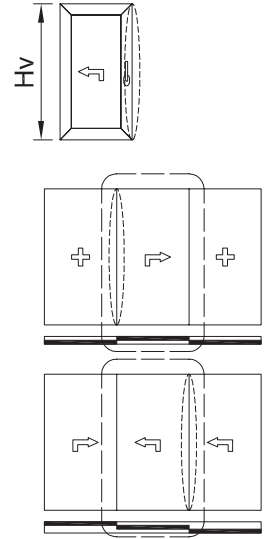
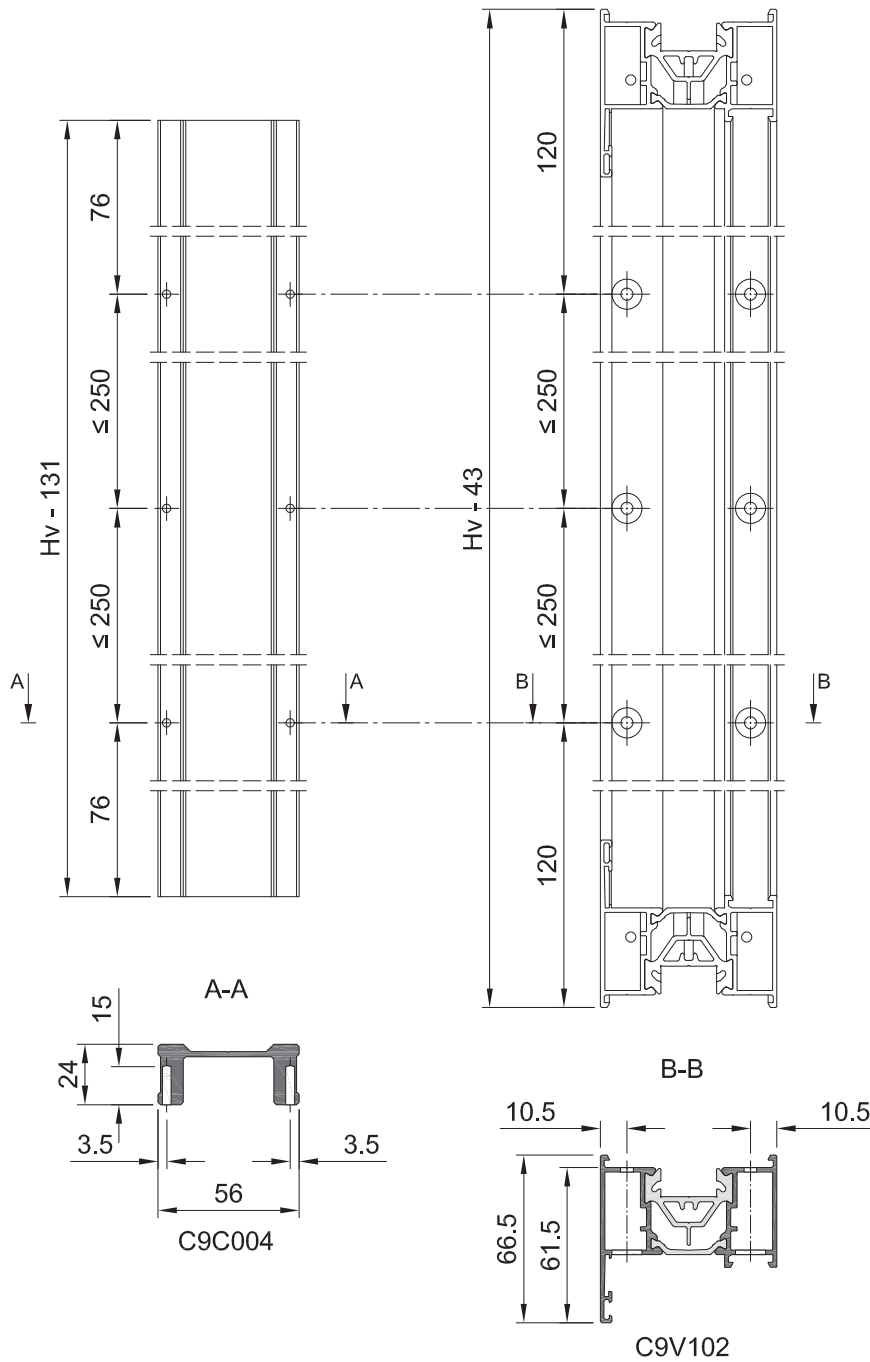
C160S-ASS-2200

L - Ferramenta e disegni assemblaggio

Rinforzo anta

ASSEMBLAGGIO RINFORZO C9C004 - ALZANTE SCORREVOLE

1 / 2

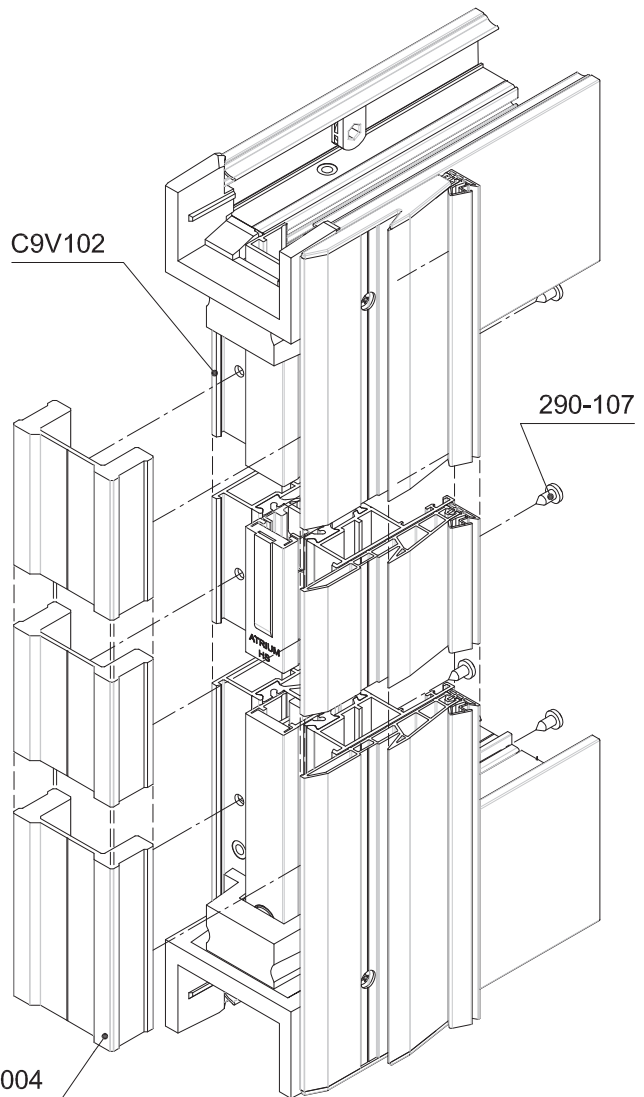
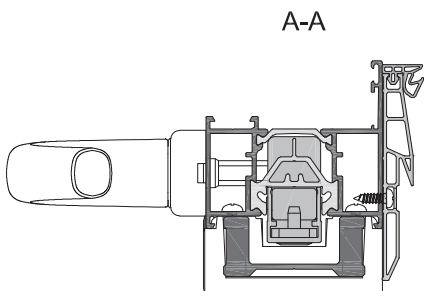
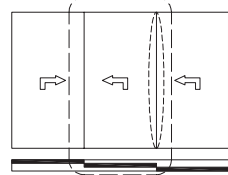
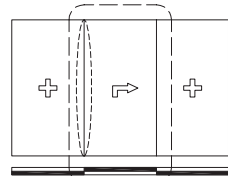
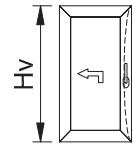
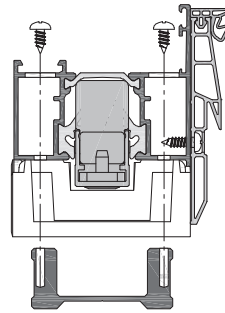
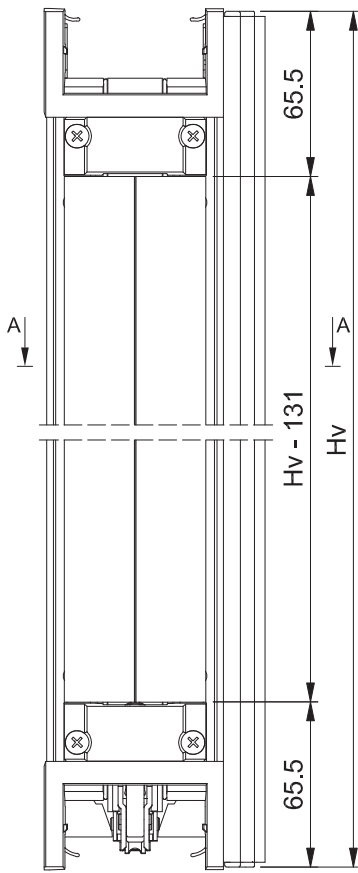


 C160S-ASS-2202

Rinforzo anta

ASSEMBLAGGIO RINFORZO C9C004 - ALZANTE SCORREVOLE

2 / 2



C160S-ASS-2203

L - Ferramenta e disegni assemblaggio

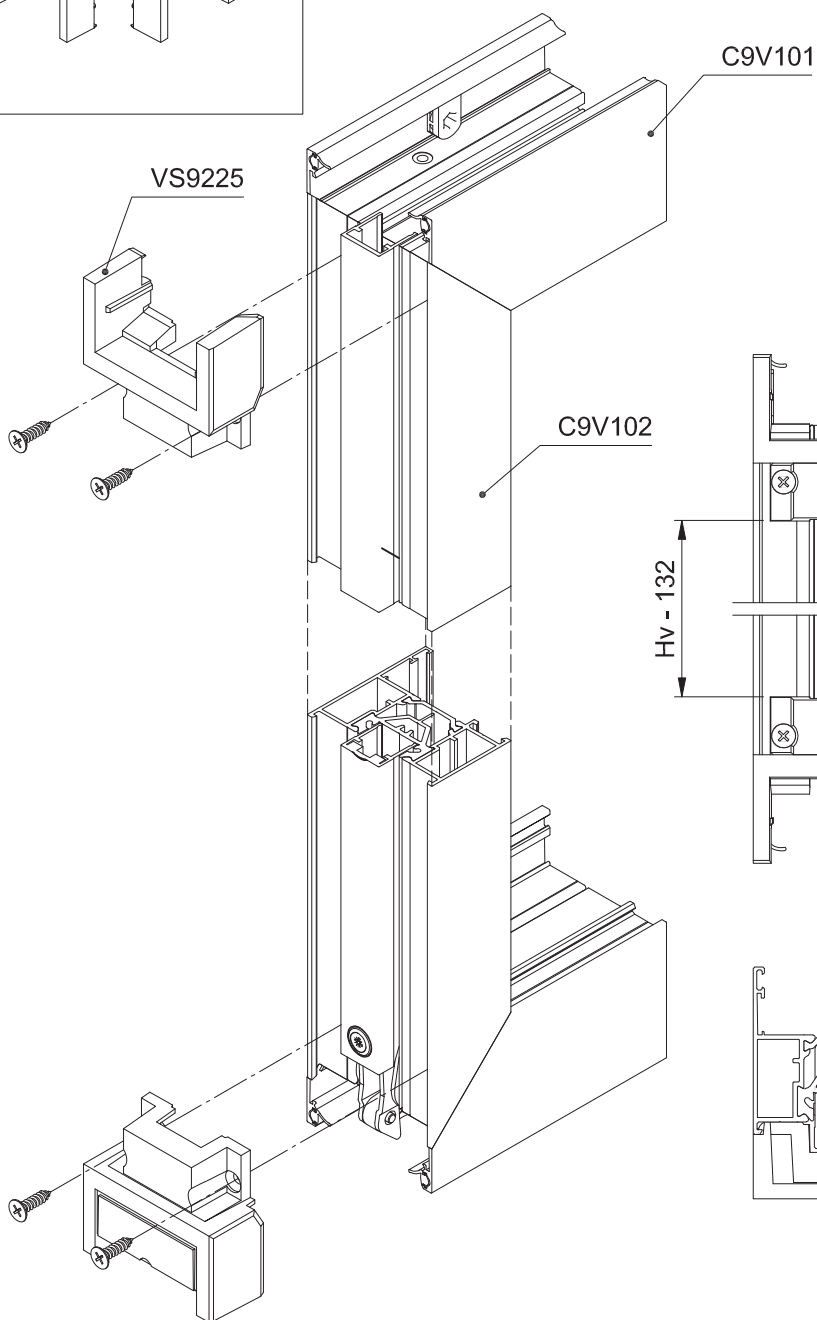
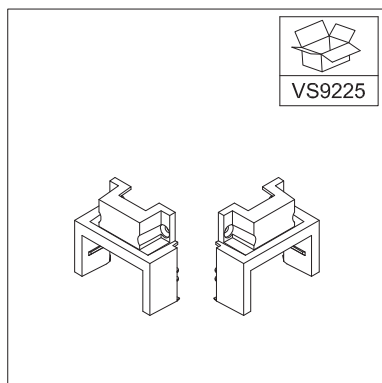
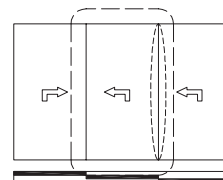
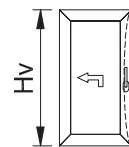
Assemblaggio accessori anta

3 Binari - Assemblaggio terminale con passaggio ferramenta anta centrale	L228
3 Binari - Operazioni per incontro anta centrale	L229
3 Binari - Assemblaggio incontro anta centrale	L230
3 Binari - Assemblaggio C9A018 anta centrale	L231

Assemblaggio accessori anta

3 BINARI - ASSEMBLAGGIO TERMINALE CON PASSAGGIO FERRAMENTA ANTA CENTRALE

1 / 4



Hv - 132

Hv

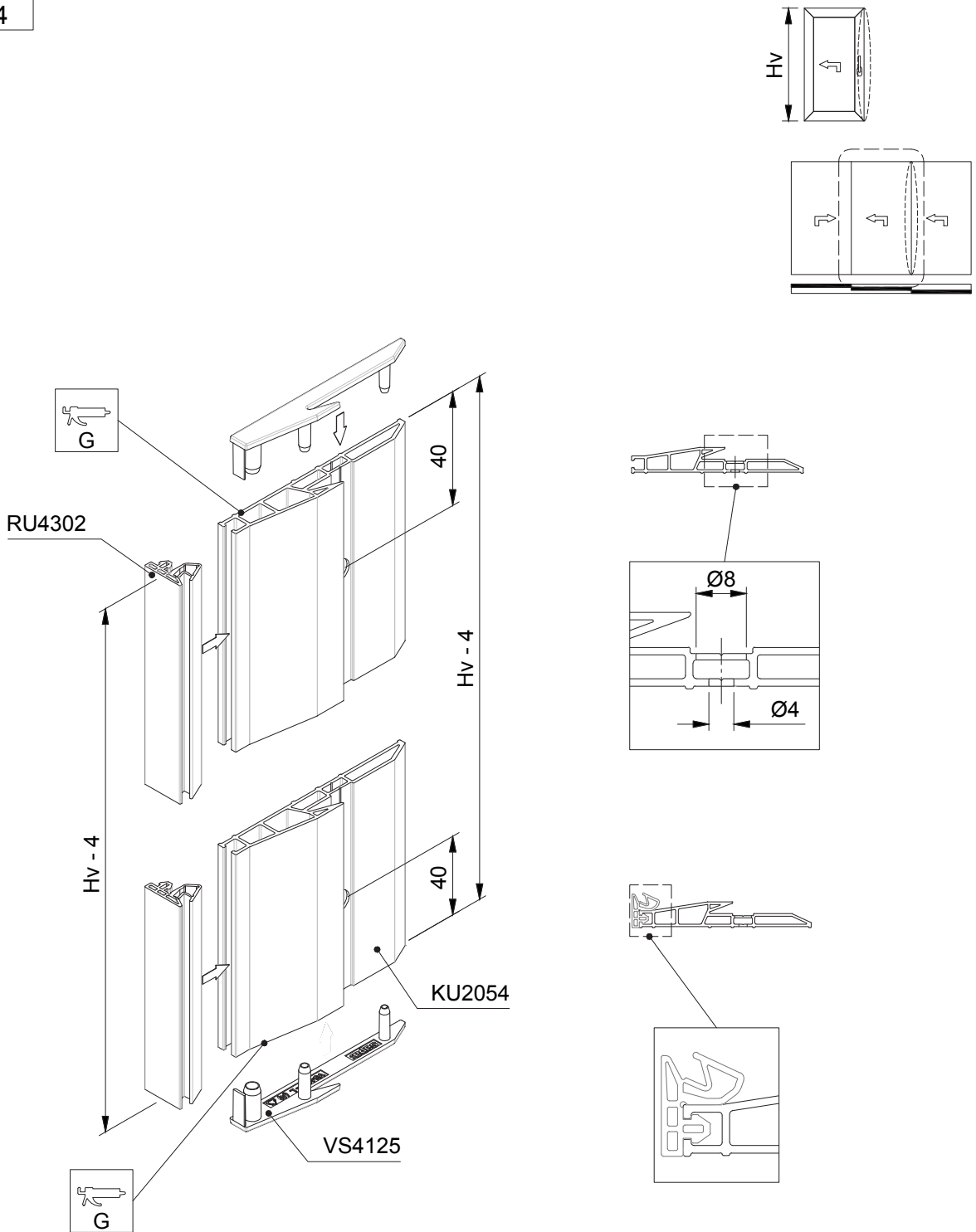
C160S-ASS-2235


L - Ferramenta e disegni assemblaggio

Assemblaggio accessori anta

3 BINARI - OPERAZIONI PER INCONTRO ANTA CENTRALE

2 / 4

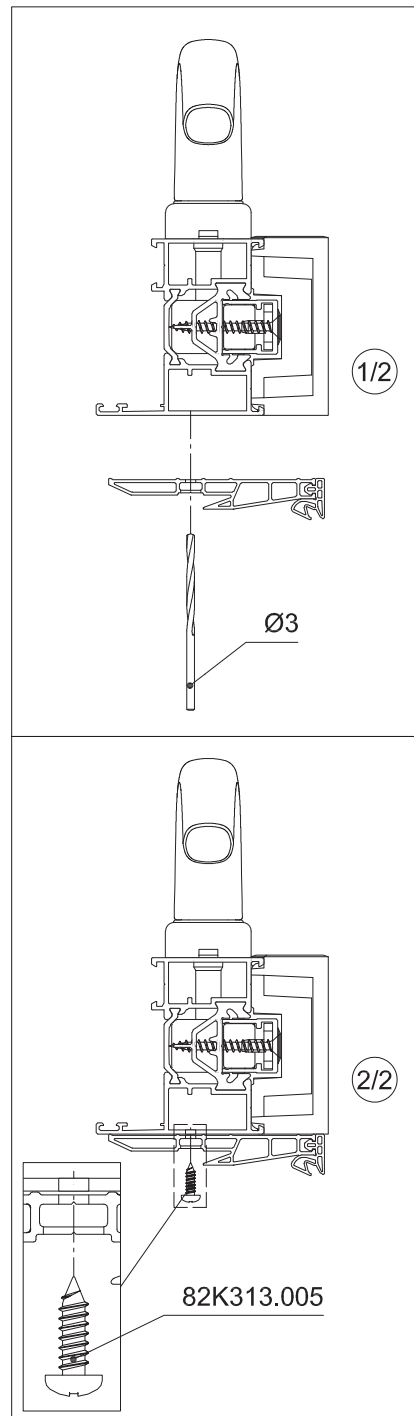
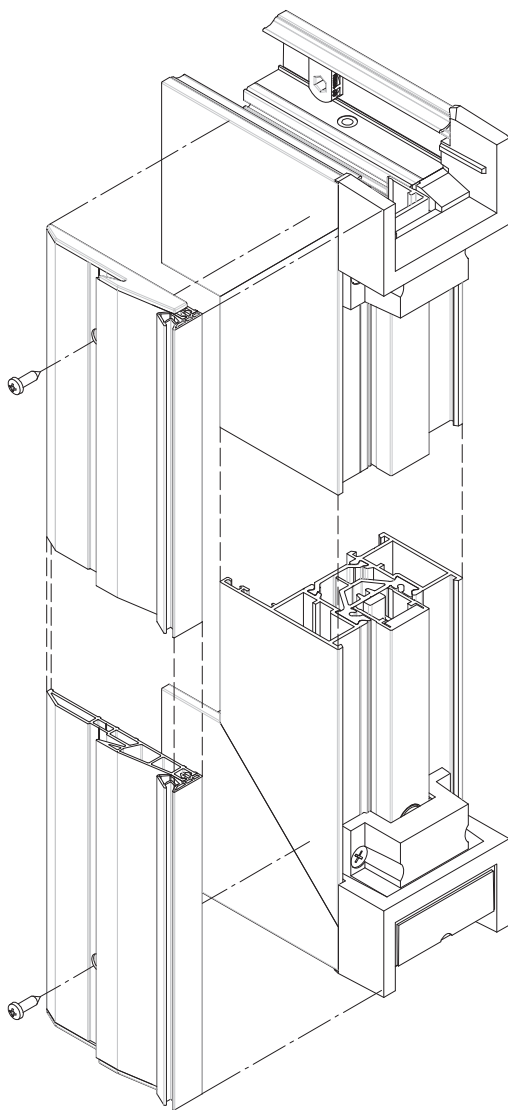
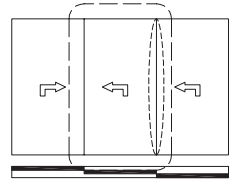
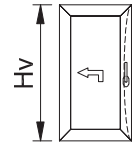


 C160S-ASS-2236

Assemblaggio accessori anta

3 BINARI - ASSEMBLAGGIO INCONTRO ANTA CENTRALE

3 / 4



 C160S-ASS-2237

Usare viti nere 82K313.005.

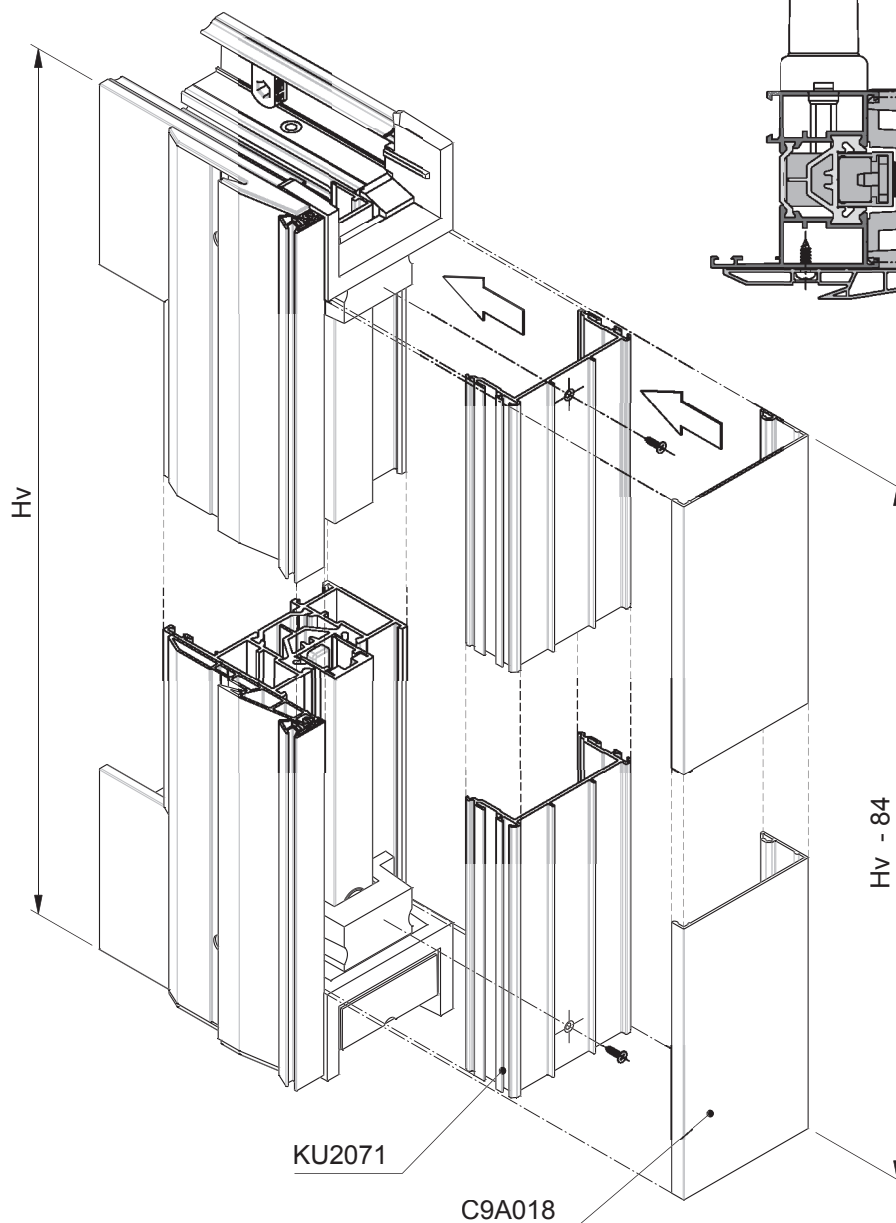
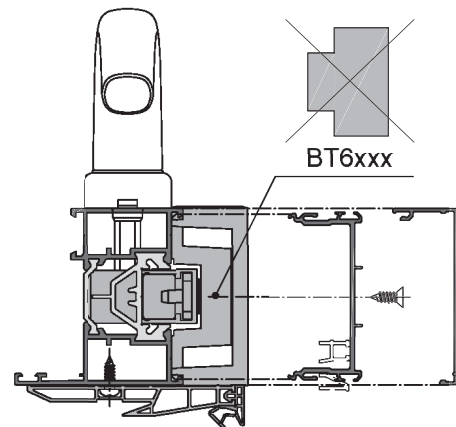
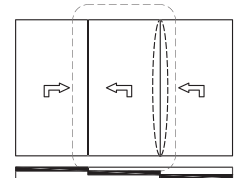
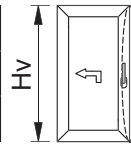
Assemblaggio accessori anta

3 BINARI - ASSEMBLAGGIO C9A018 ANTA CENTRALE

4 / 4



C9V001+KU2027
C9V051+KU2027
C9V004



 C160S-ASS-2238

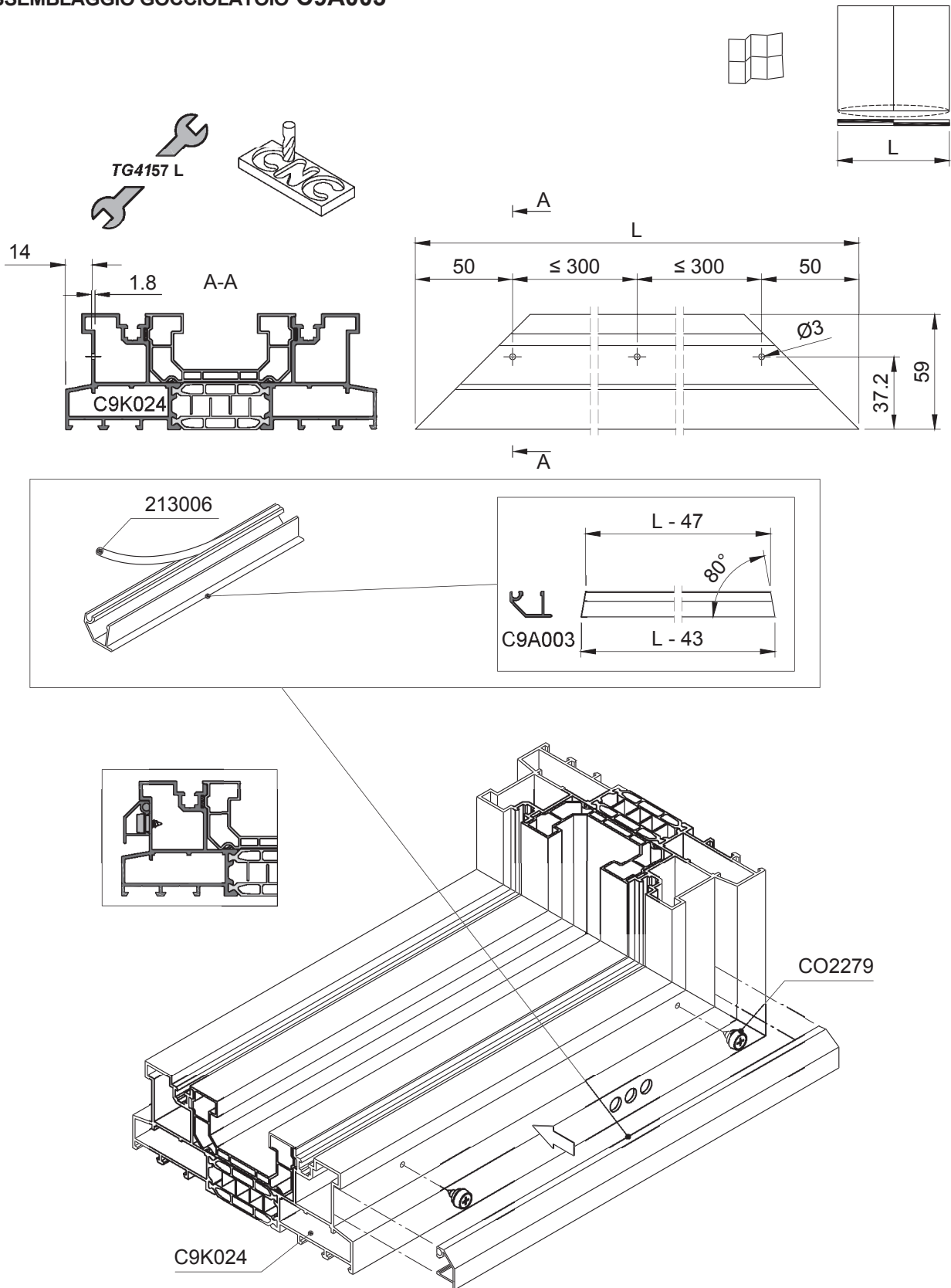
Nessuna schiuma può adattarsi, in quanto è presente la ferramenta nel profilo anta.


Finitura telaio e posizionamento anta

Assemblaggio gocciolatoio C9A003	L233
Assemblaggio su raccoglicondensa C9A004 e terminale VS2404	L234
Assemblaggio raccoglicondensa C9A004 e terminale VS2404	L235
Assemblaggio C9A004 come gocciolatoio	L236
Assemblaggio binario CO1103	L237
Assemblaggio tappi di tenuta CO1105/CO1104 su profilo C9K024 - Inferiore	L238
2 Binari - Assemblaggio anta	L239
1 Binario (C9K014) - Assemblaggio anta	L240
1 Binario (C9K014) - Assemblaggio profilo di finitura - Inferiore	L241
1 Binario (C9K014) - Assemblaggio profilo di finitura - Superiore	L242
1 Binario (C9K014) - Assemblaggio profilo di finitura C9A0xx - Laterale	L243
1 Binario (C9K017) - Assemblaggio anta	L244
1 Binario (C9K017) - Assemblaggio sigillatura centrale	L245
1 Binario (C9K017) - Assemblaggio profilo di finitura C9A0xx - Inferiore	L246
1 Binario (C9K017) - Assemblaggio profilo di finitura C9A0xx - Superiore	L247
1 Binario (C9K017) - Assemblaggio profilo di finitura C9A0xx - Laterale	L248

Finitura telaio e posizionamento anta

ASSEMBLAGGIO GOCCIOLATOIO C9A003

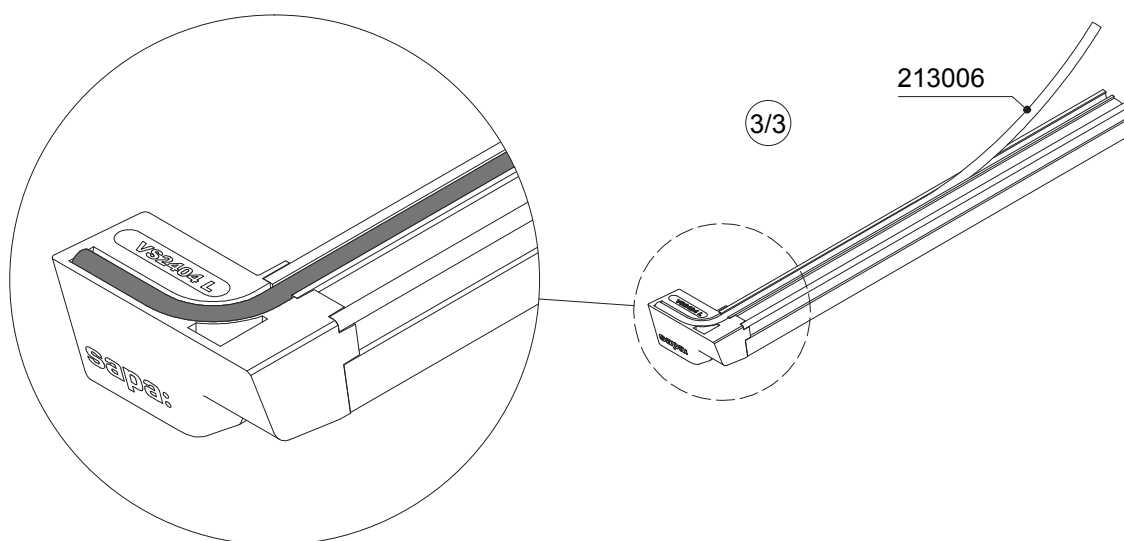
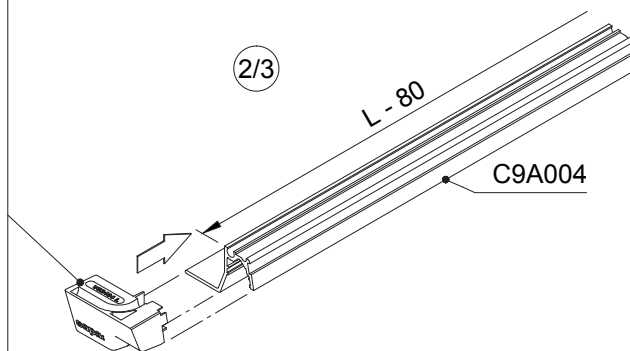
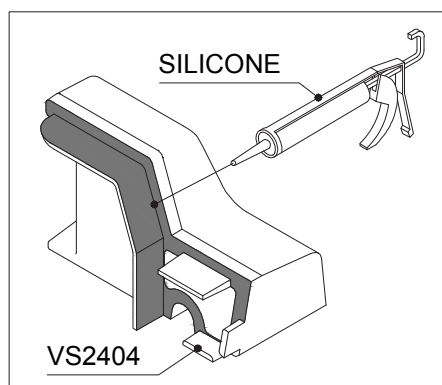
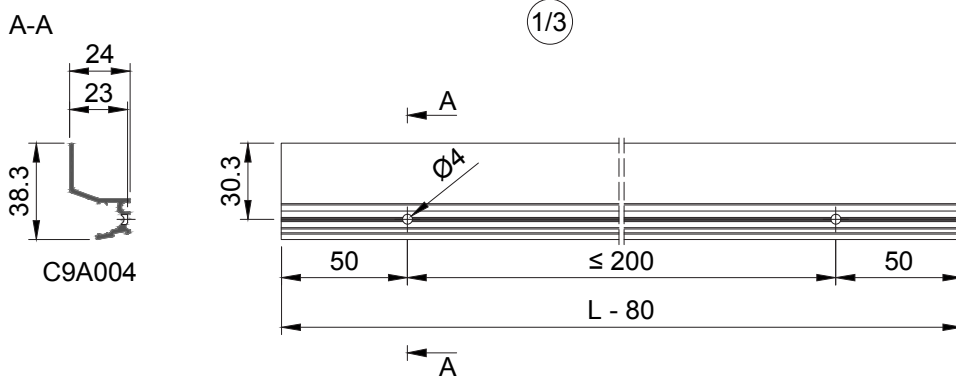
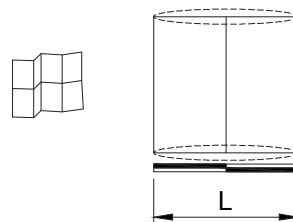


 **C160-ASS-1324**
Solo per telai con taglio a 45° .

Finitura telaio e posizionamento anta

OPERAZIONE SU VASCHETTA DI RECUPERO C9A004 E TERMINALE VS2404

1 / 3



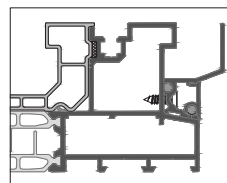
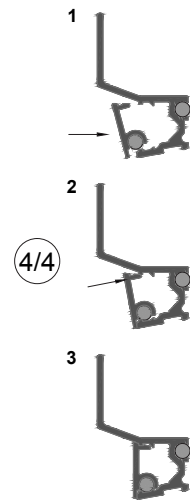
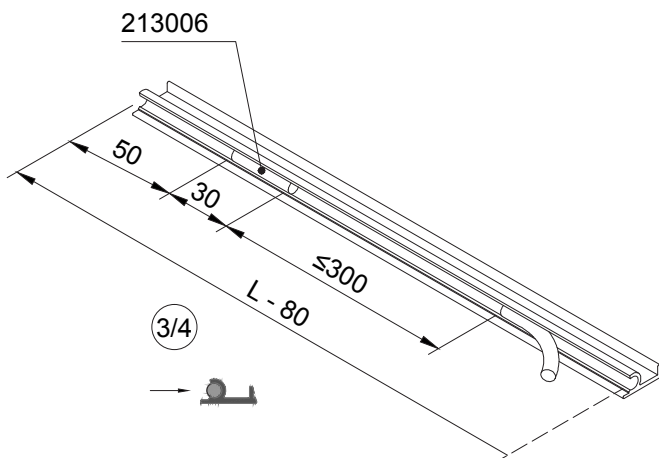
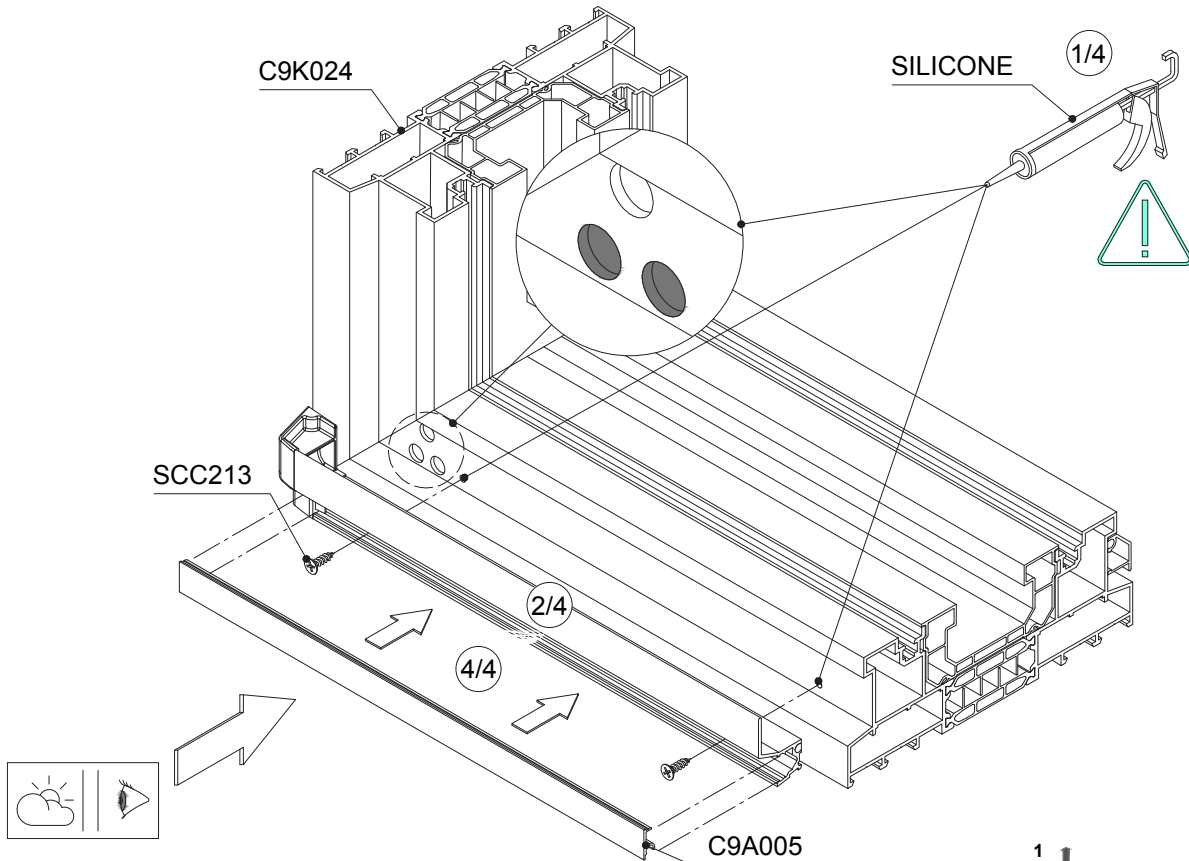
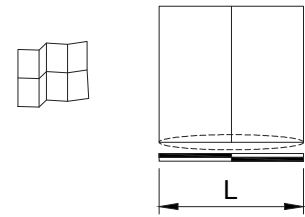
 **C160-ASS-1325**

Solo per telai con taglio a 45°.

Finitura telaio e posizionamento anta

ASSEMBLAGGIO VASCHETTA DI RECUPERO C9A004 E TERMINALE VS2404

2 / 3



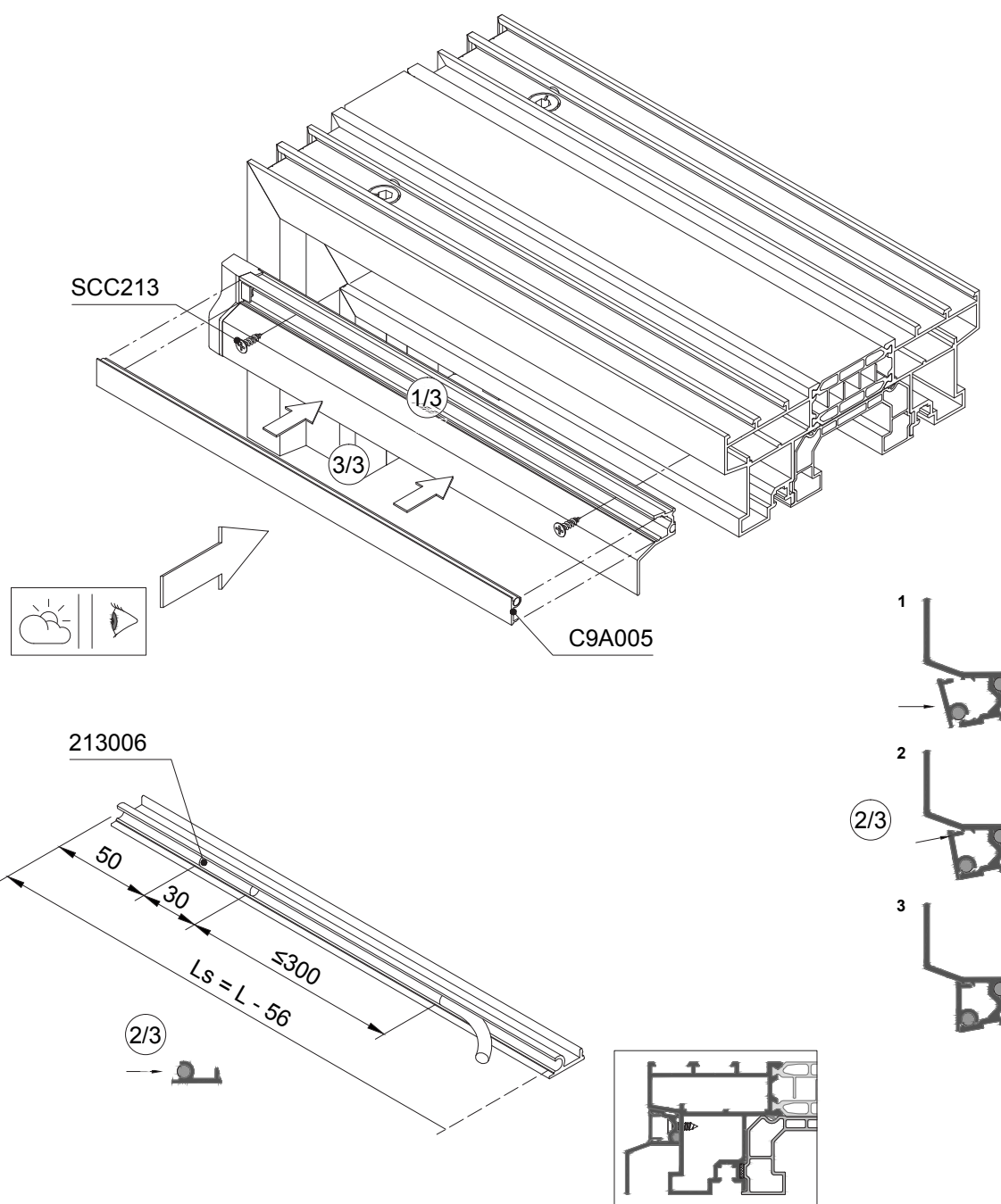

C160-ASS-1326

Solo per telai con taglio a 45°. Non applicabile per telai monorotaia.
Sigillare con silicone i due fori inferiori contrassegnati ed i fori per le viti, prima di assemblare il C9A004.

Finitura telaio e posizionamento anta

ASSEMBLAGGIO C9A004 COME GOCCIOLATOIO

3 / 3

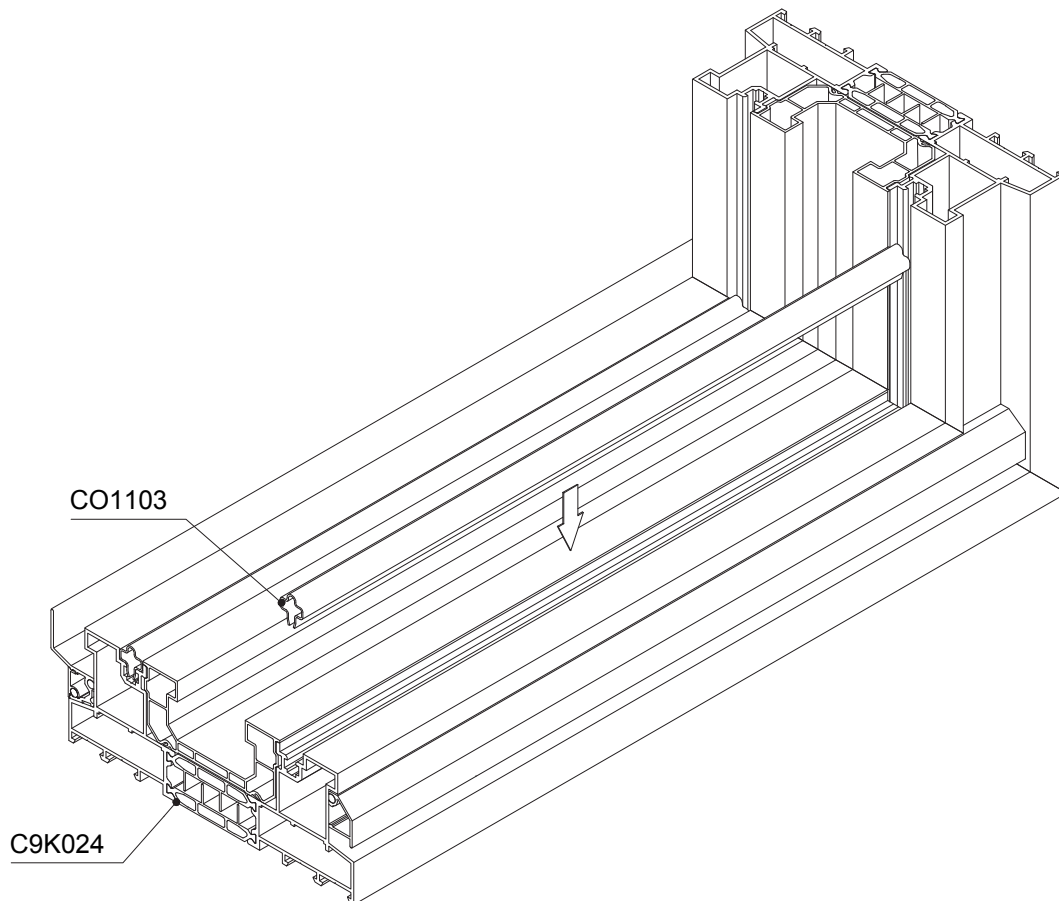




L - Ferramenta e disegni assemblaggio

C160-ASS-1327

Solo per telai con tagli a 45°. Non applicabile per telai monorotaia (C9K017/C9K018).

ASSEMBLAGGIO BINARIO CO1103

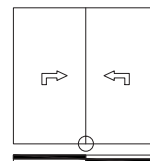
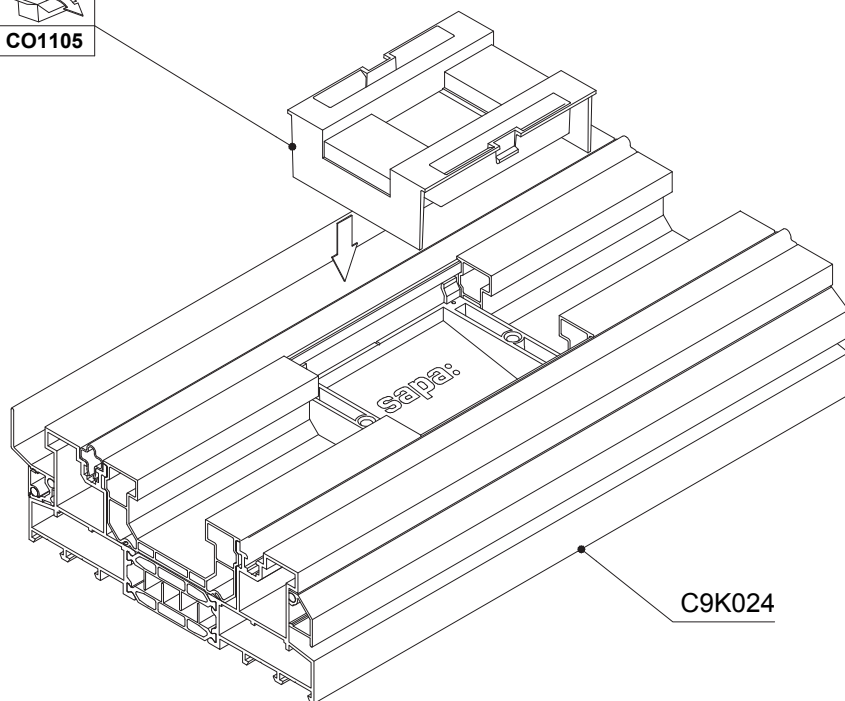


 **C160-ASS-1328**

La lunghezza di CO1103 dipende dal telaio utilizzato.

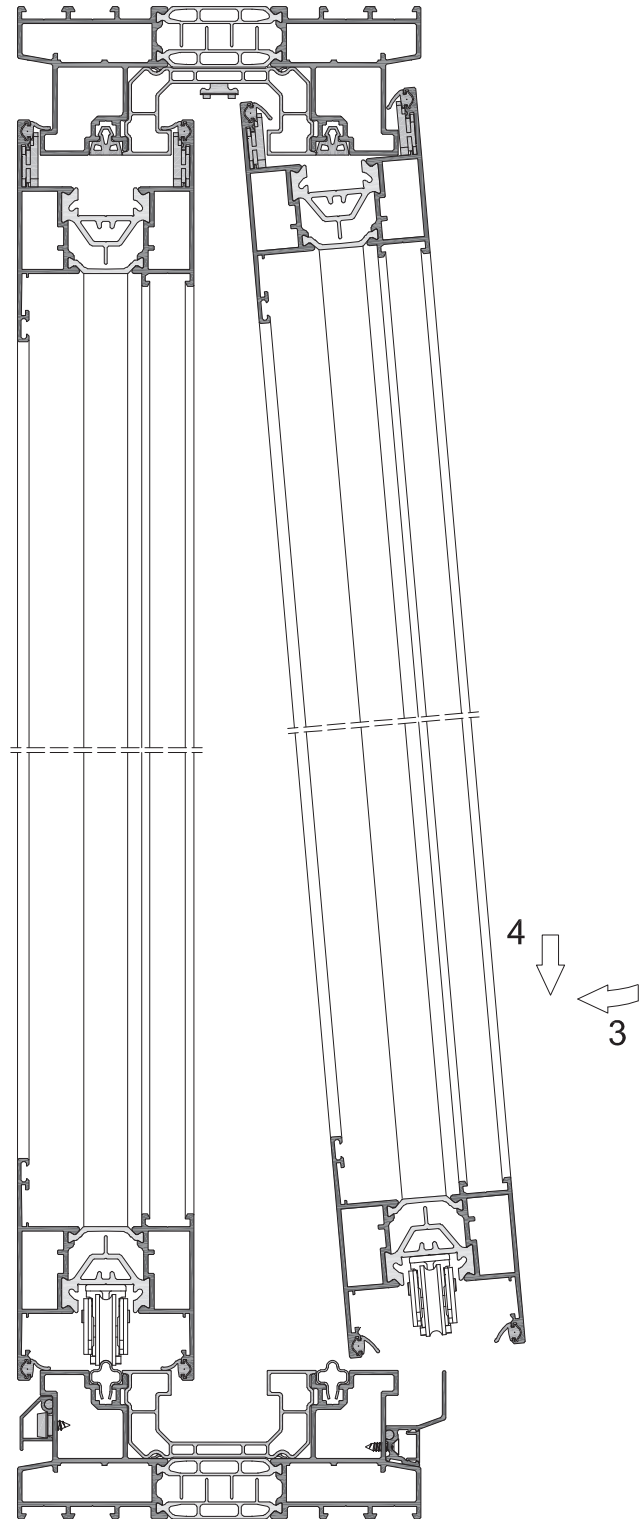
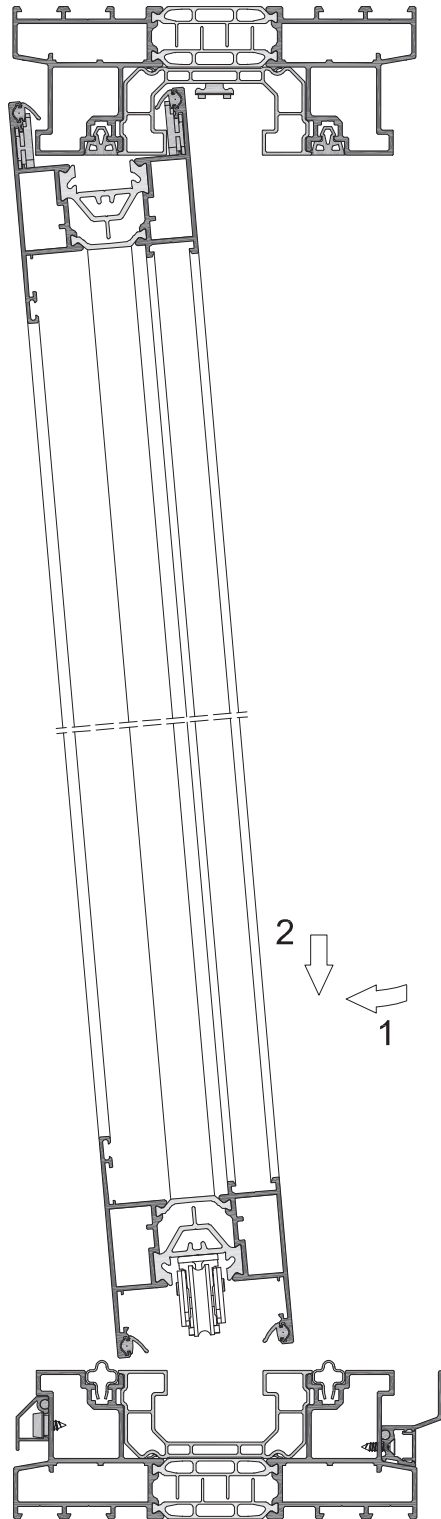

Finitura telaio e posizionamento anta

ASSEMBLAGGIO TAPPI DI TENUTA CO1105 SU PROFILO C9K024 - INFERIORE



Finitura telaio e posizionamento anta

2 BINARI - ASSEMBLAGGIO ANTA

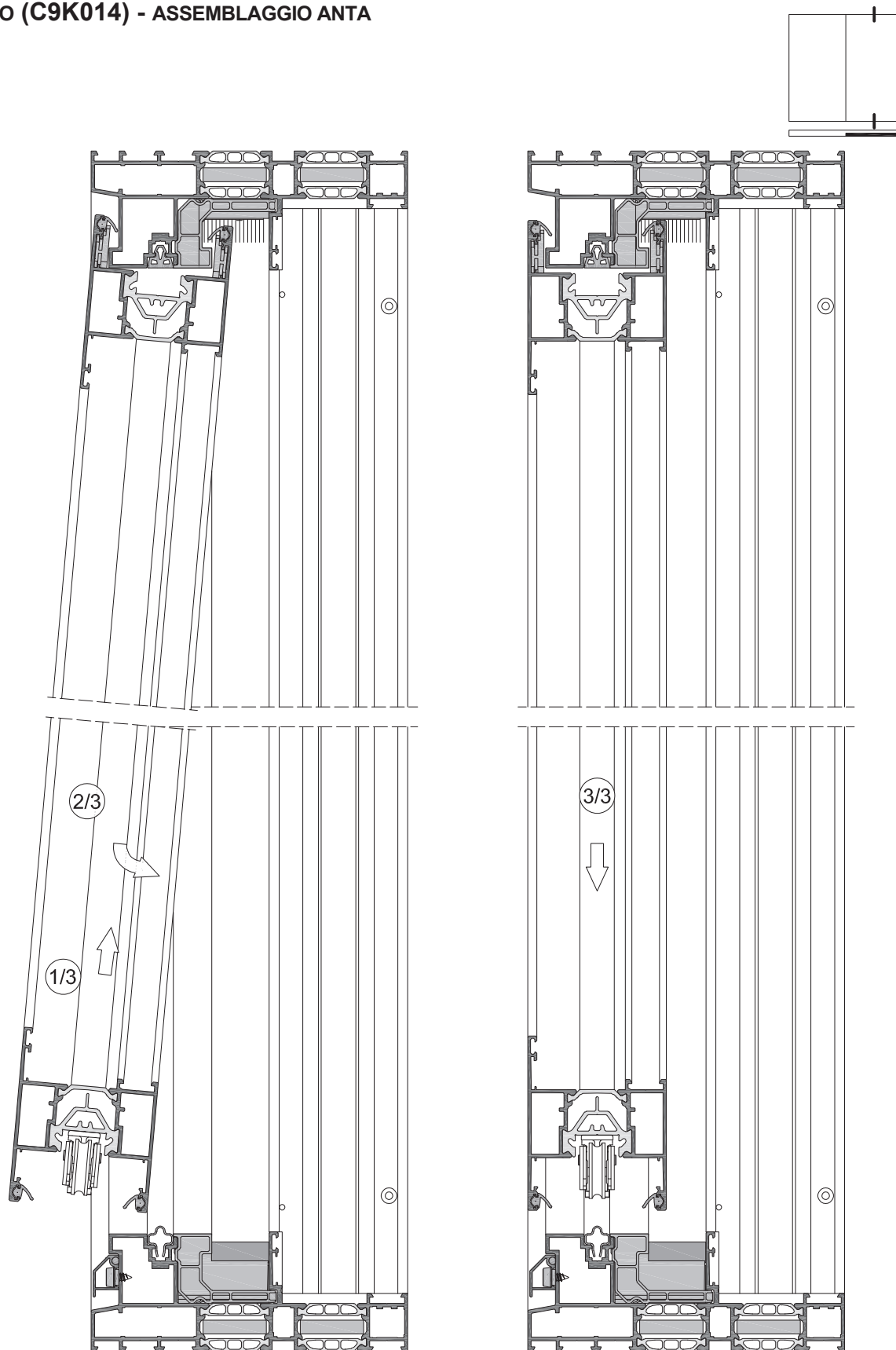


 C160S-ASS-1336

* Prima di posizionare il vetro, la ferramenta del carrello dell'alzante scorrevole deve essere chiusa.

Finitura telaio e posizionamento anta

1 BINARIO (C9K014) - ASSEMBLAGGIO ANTA



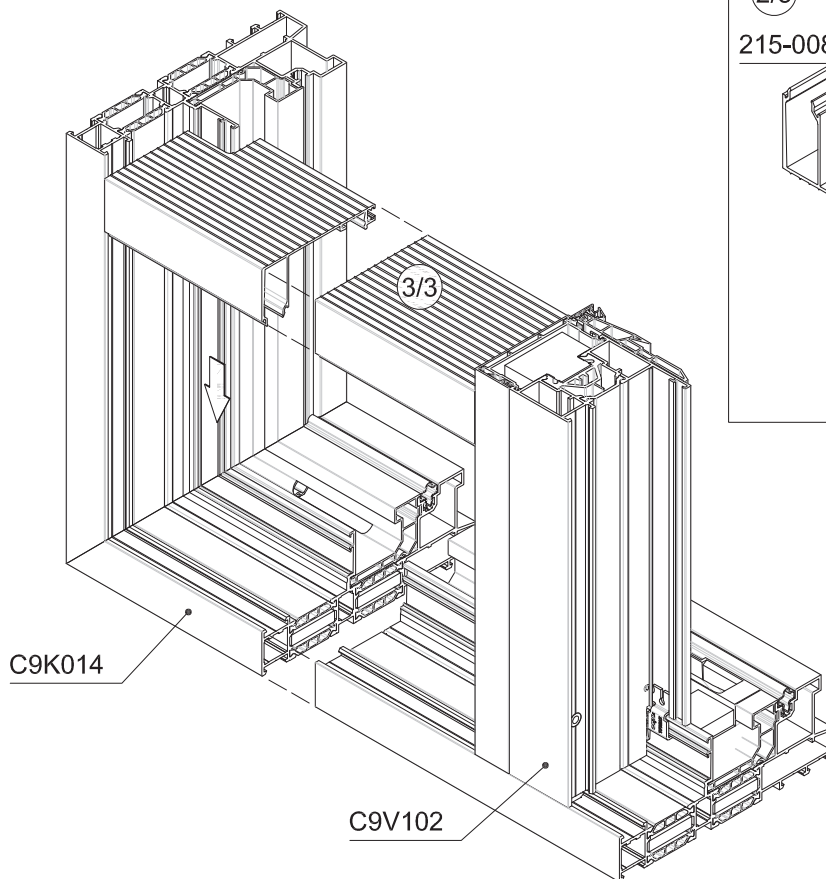
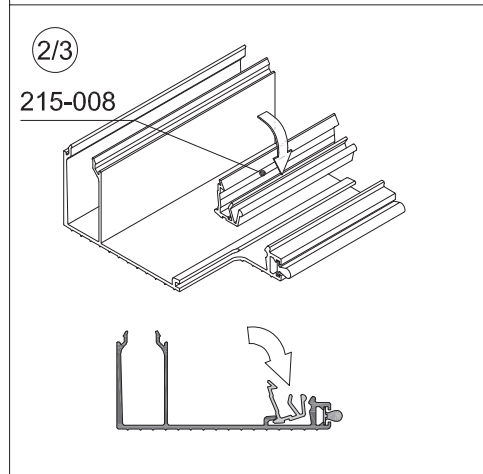
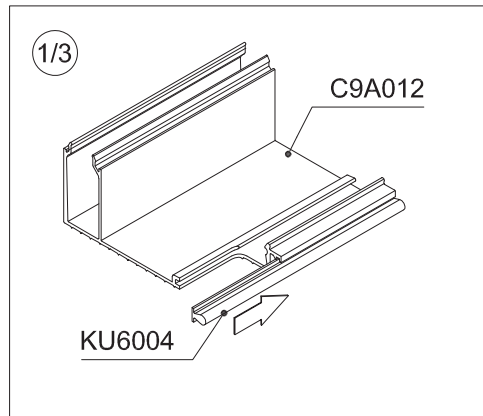
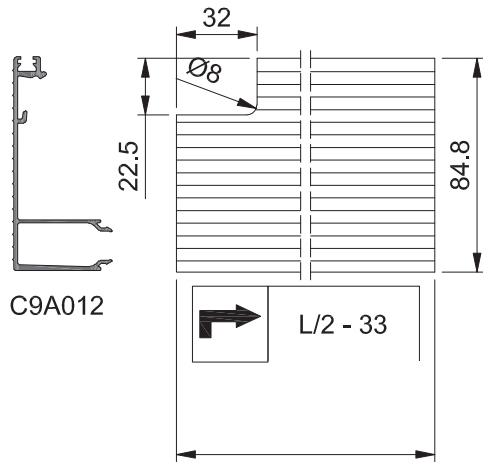
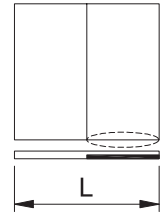
 C160S-ASS-945


* Prima di posizionare il vetro, la ferramenta del carrello dell'alzante scorrevole deve essere chiusa.

Finitura telaio e posizionamento anta

1 BINARIO (C9K014) - ASSEMBLAGGIO PROFILO DI FINITURA - INFERIORE

1 / 3

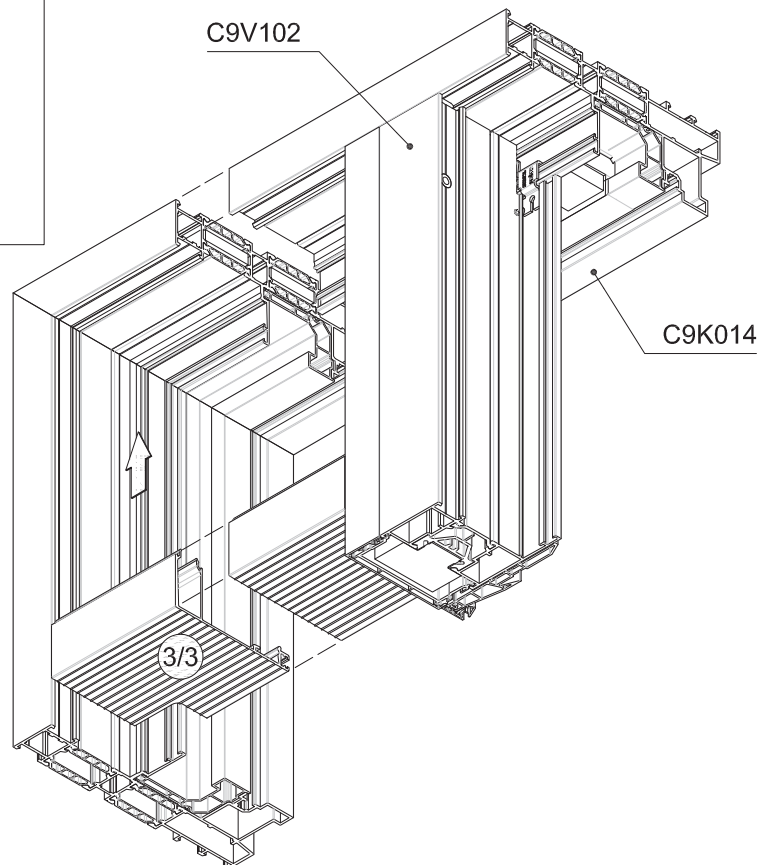
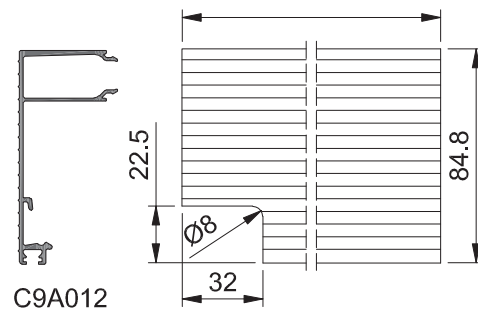
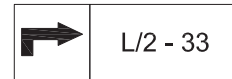
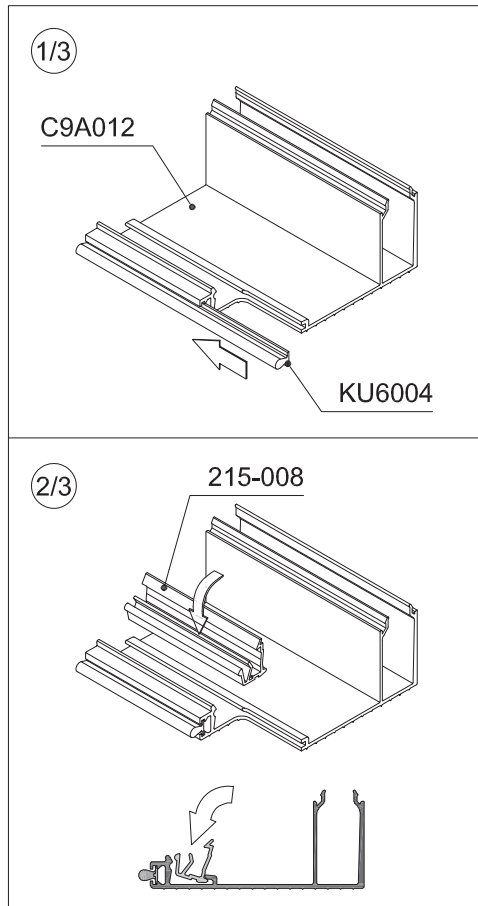
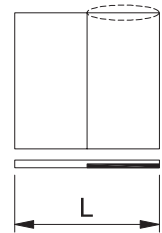



 C160S-ASS-947

Finitura telaio e posizionamento anta

BINARIO (C9K014) - ASSEMBLAGGIO PROFILO DI FINITURA - SUPERIORE

2 / 3



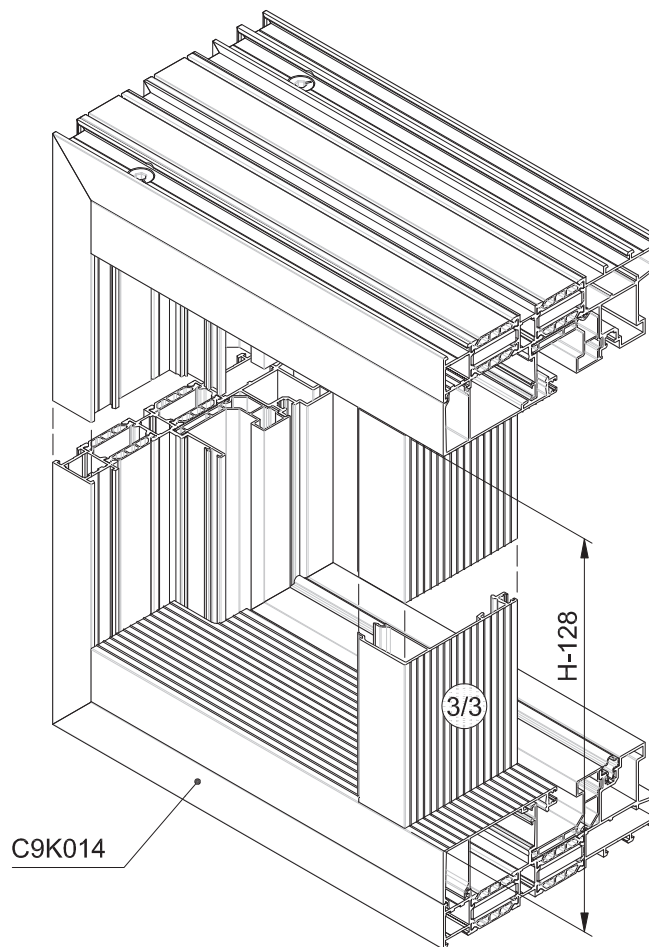
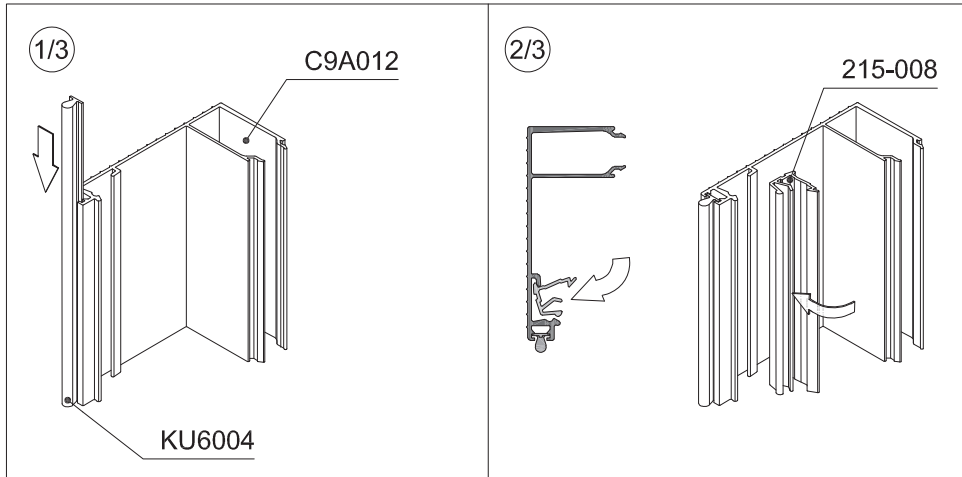
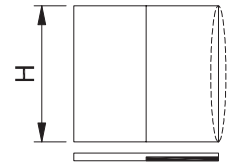
 C160S-ASS-948


L - Ferramenta e disegni assemblaggio

Finitura telaio e posizionamento anta

1-BINARIO (C9K014) - ASSEMBLAGGIO PROFILO DI FINITUA C9A0XX - LATERALE

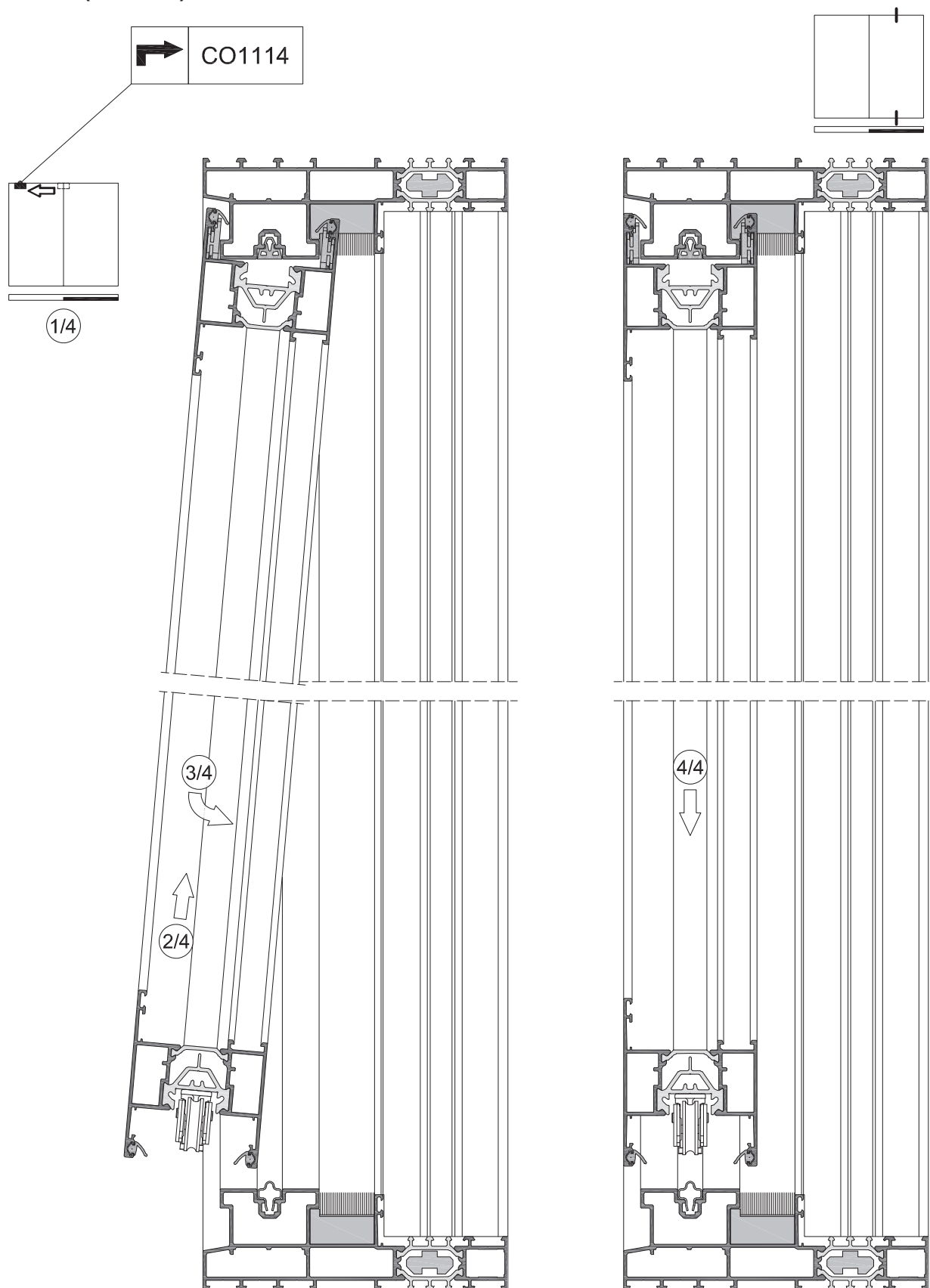
3 / 3



 C160S-ASS-949

Finitura telaio e posizionamento anta

1 BINARIO (C9K017) - ASSEMBLAGGIO ANTA

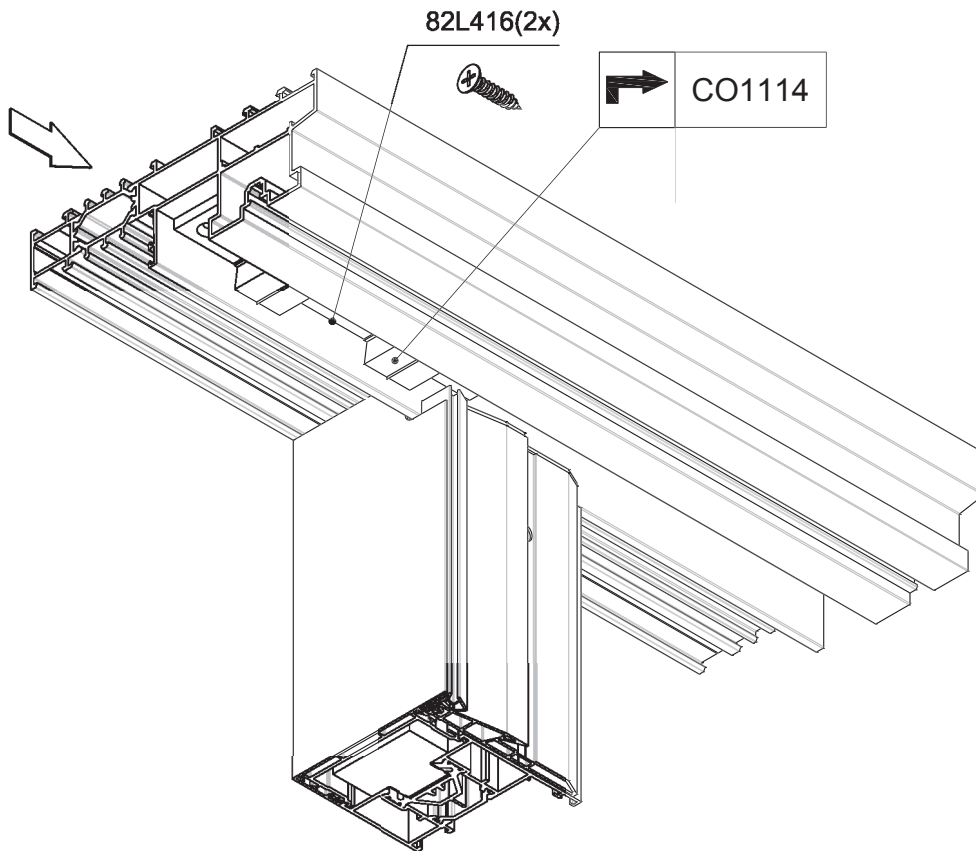
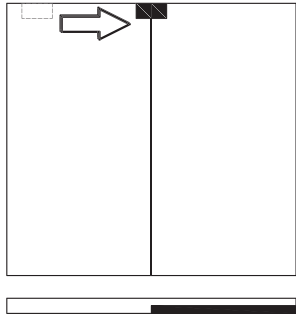
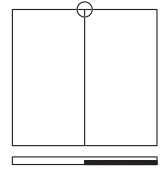


 **C160S-ASS-1438**

* Prima di posizionare la vetratura, la ferramenta dell'alzate scorrevole deve essere chiusa.

Finitura telaio e posizionamento anta

1 BINARIO (C9K017) - ASSEMBLAGGIO SIGILLATURA CENTRALE

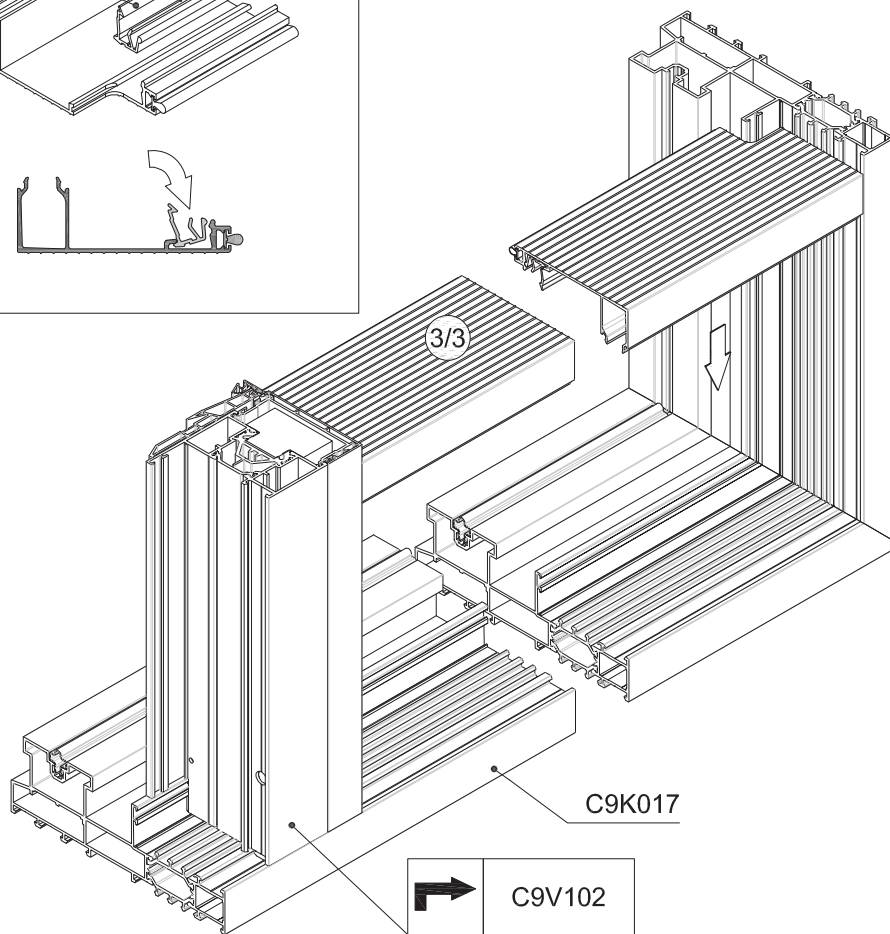
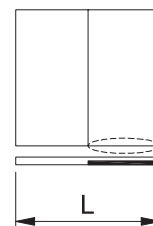
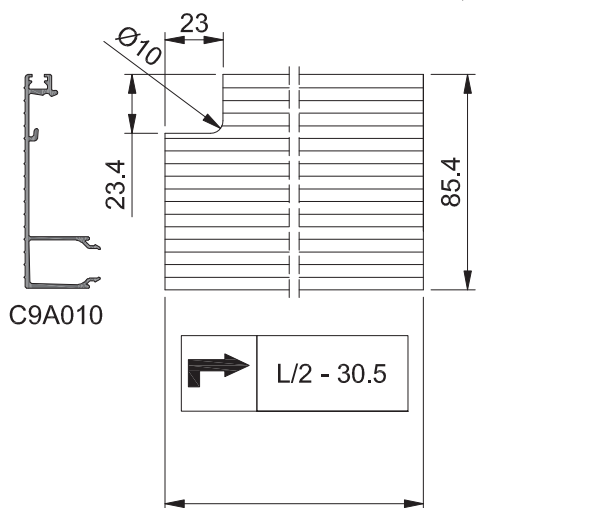
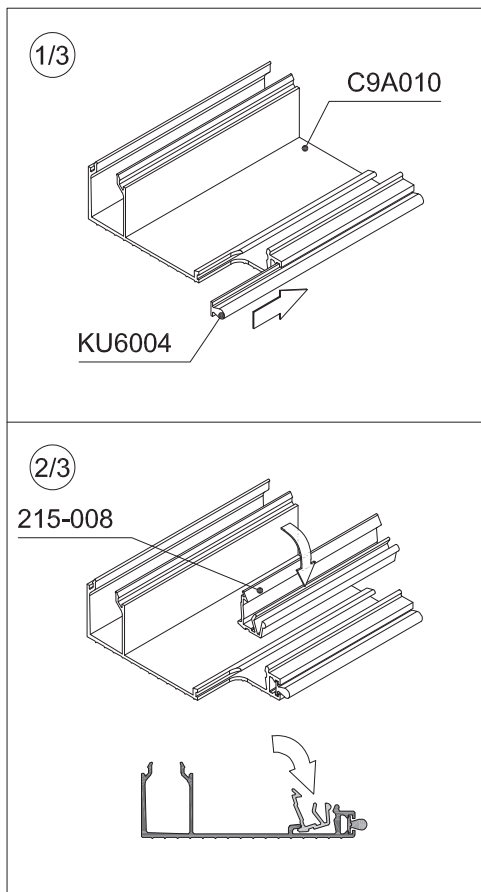


 C160S-ASS-1460

Finitura telaio e posizionamento anta

1 BINARIO (C9K017) - ASSEMBLAGGIO PROFILO DI FINITURA C9A0XX - INFERIORE

1 / 3

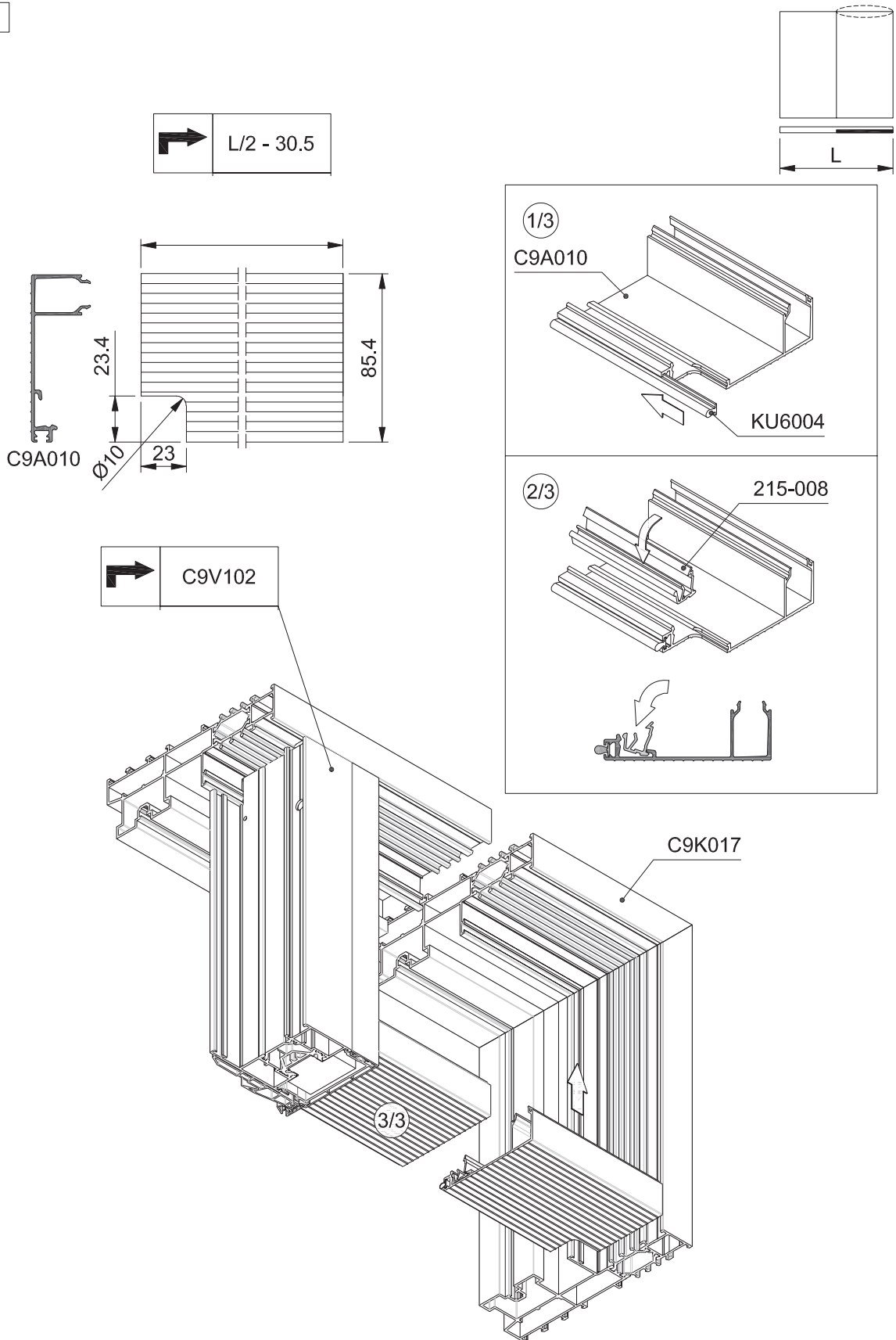


 C160S-ASS-1440

Finitura telaio e posizionamento anta

1 BINARIO (C9K017) - ASSEMBLAGGIO PROFILO DI FINITURA C9A0XX - SUPERIORE

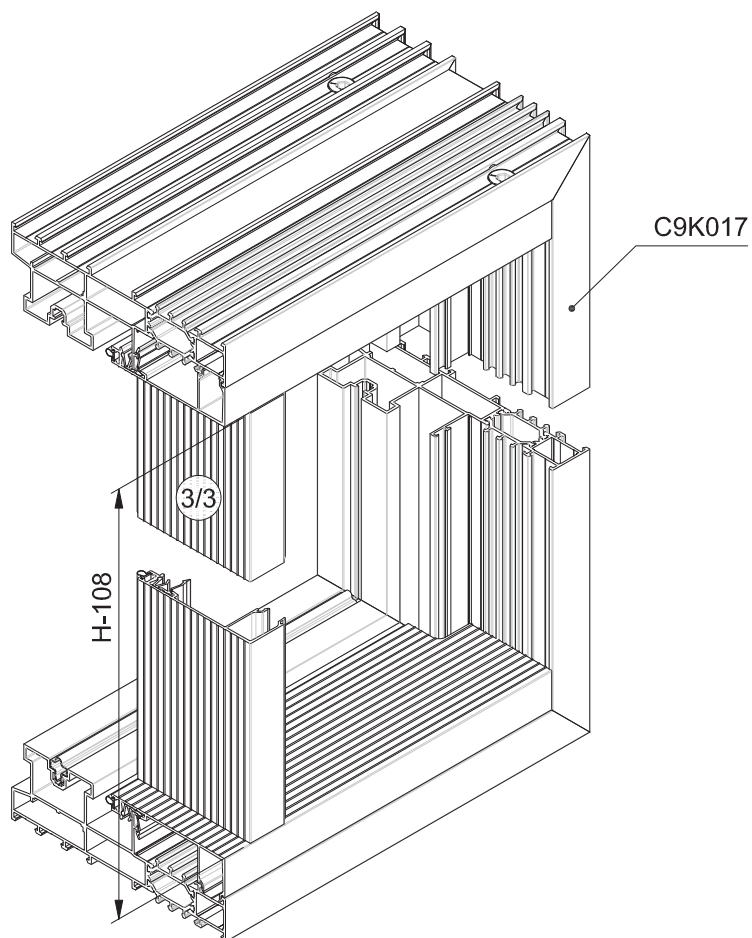
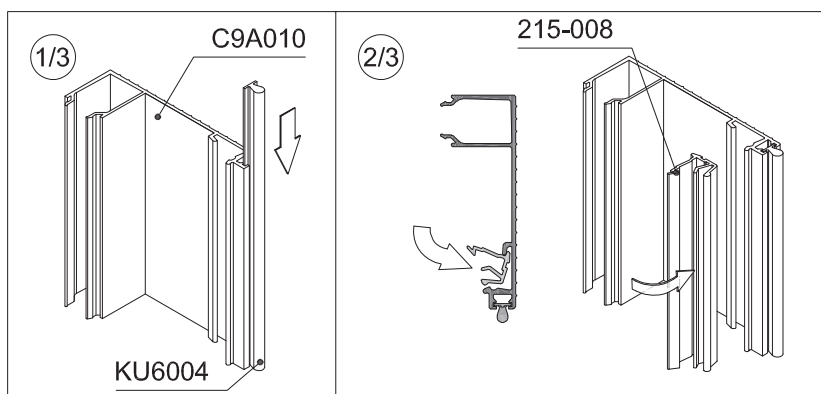
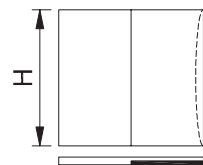
2 / 3



Finitura telaio e posizionamento anta

1 BINARIO (C9K017) - ASSEMBLAGGIO PROFILO DI FINITURA C9A0XX - LATERALE

3 / 3



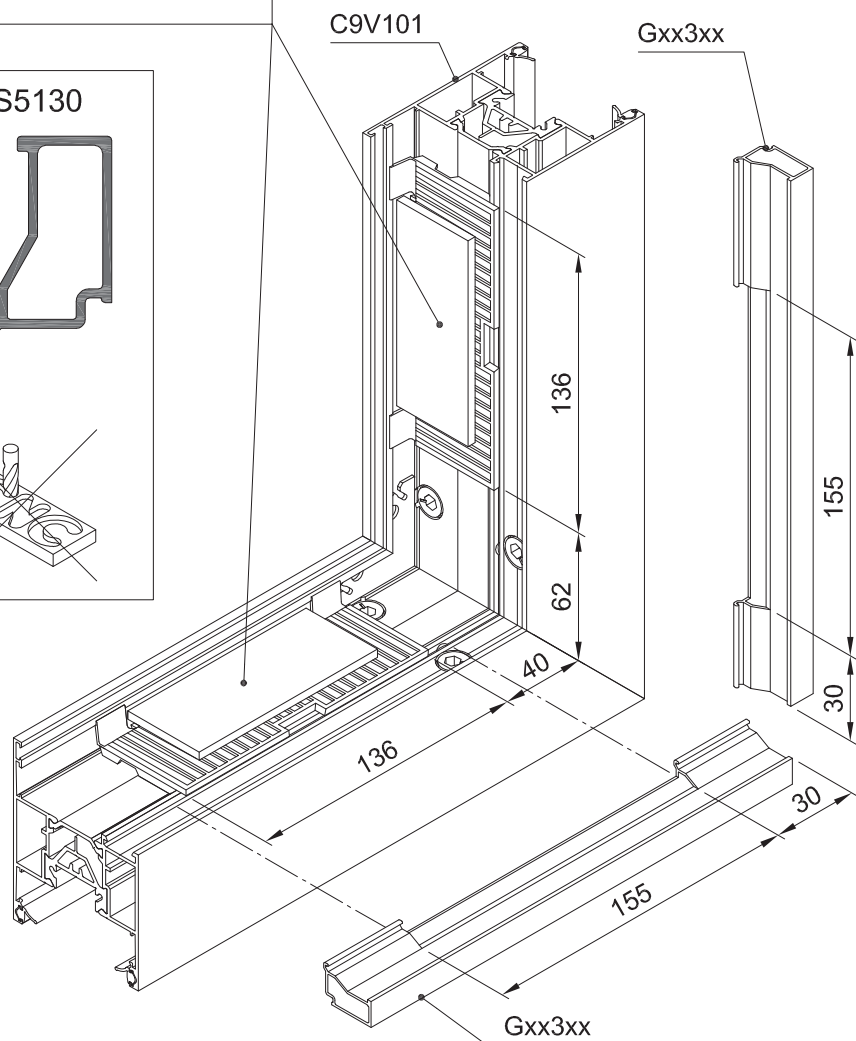
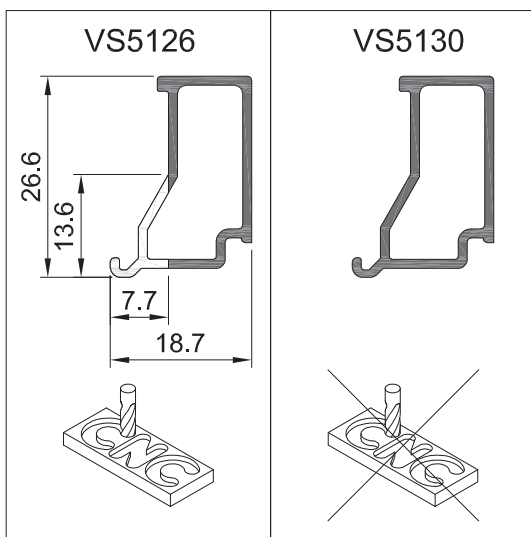
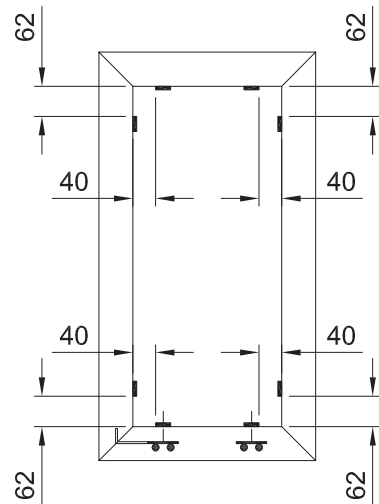
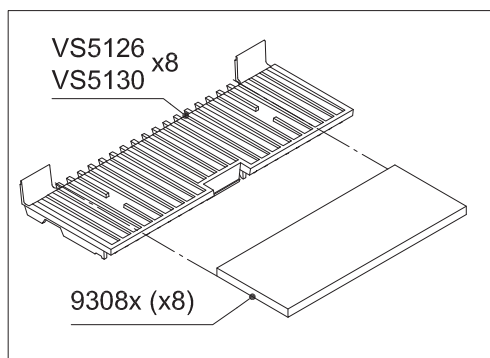
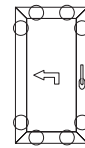
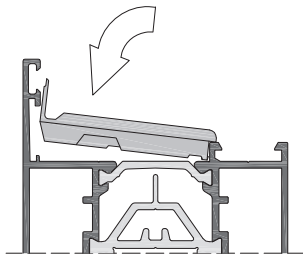
 C160S-ASS-1442

Vetratura

Assemblaggio supporto vetratura ed operazione su fermavetro - Anta	L250
Assemblaggio supporto vetratura ed operazione su fermavetro - C9K014	L251
Assemblaggio supporto vetratura ed operazione su fermavetro - C9K017	L253
Passaggi costruttivi: vetratura nell'incontro	L255
Vetratura con guarnizione RU0002 / RU0004	L256
Vetratura con guarnizione 210-055 - Basic	L257
Vetratura con guarnizione 210-003 - Basic	L258

Vetratura

ASSEMBLAGGIO SUPPORTO VETRATURA ED OPERAZIONE SU FERMAVETRO - ANTA



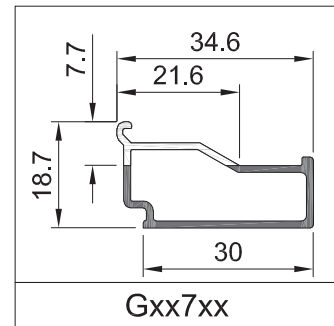
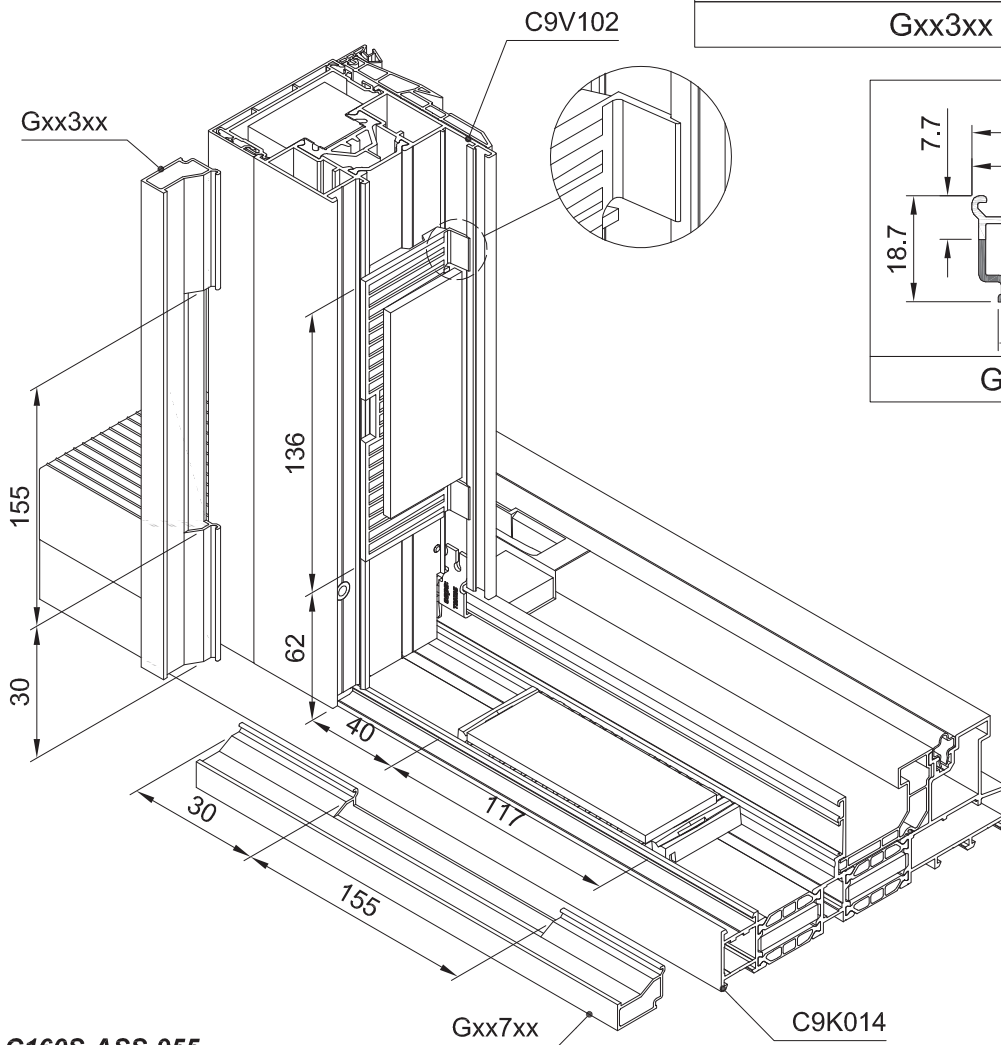
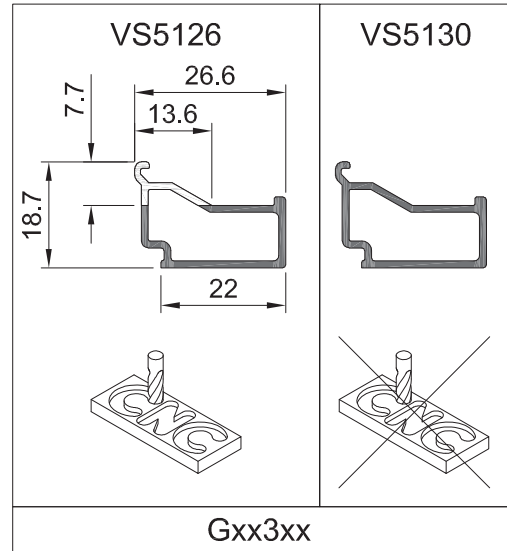
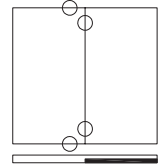
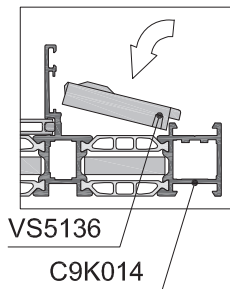
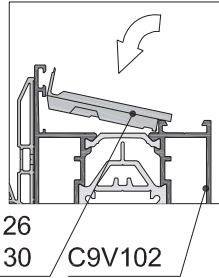
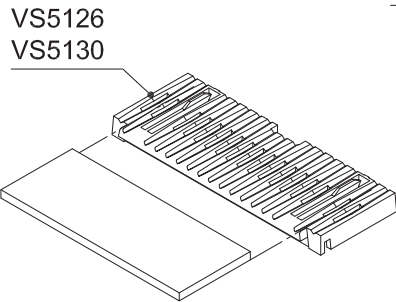
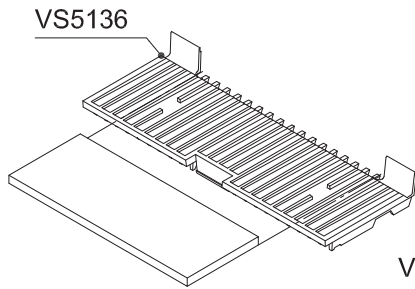
L - Ferramenta e disegni assemblaggio

 C160S-ASS-2191

Vetratura

ASSEMBLAGGIO SUPPORTO VETRATURA E OPERAZIONE SU FERMAVETRO - C9K014

1 / 2

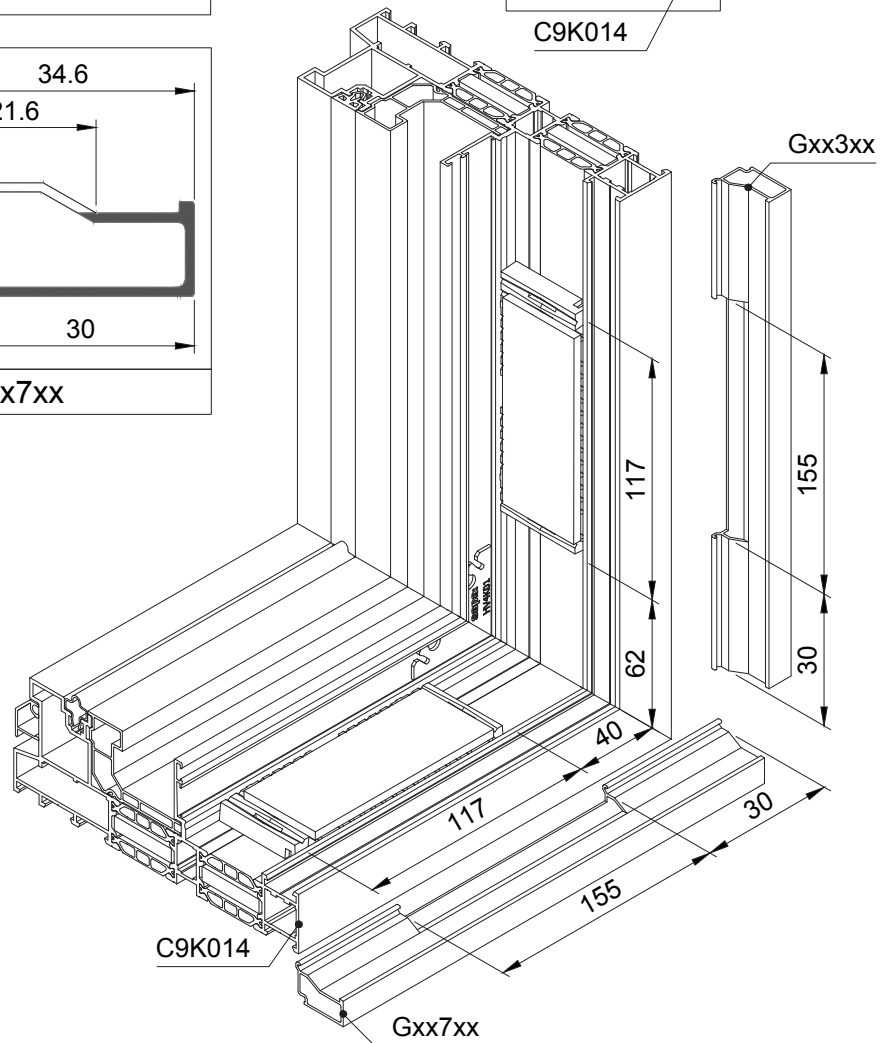
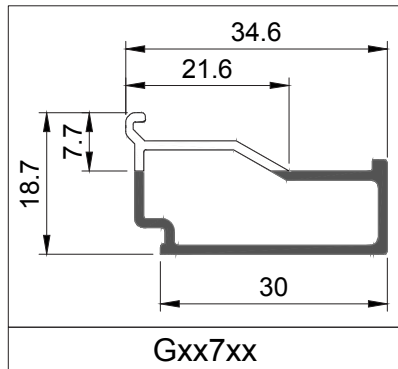
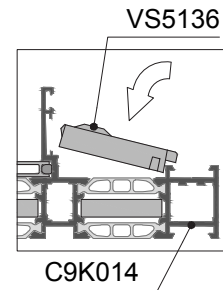
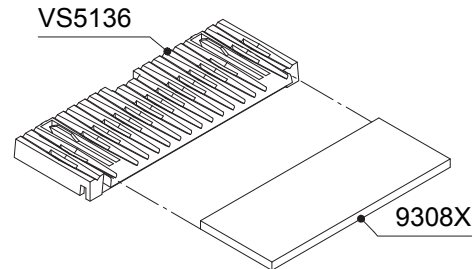
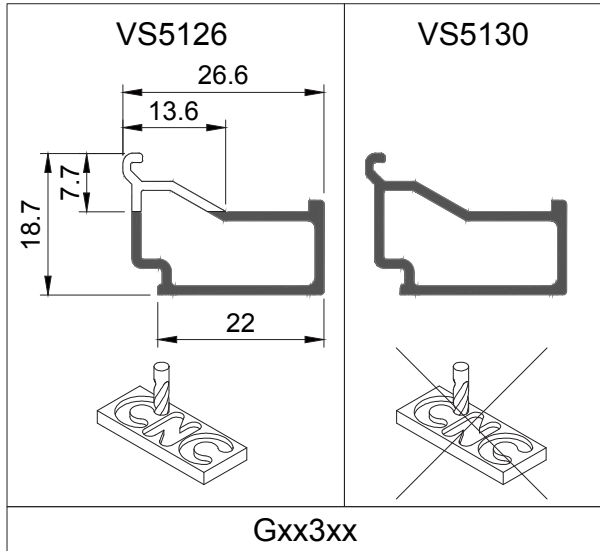
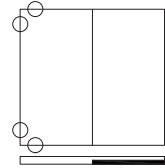


C160S-ASS-955

Vetratura

ASSEMBLAGGIO SUPPORTO VETRATURA ED OPERAZIONE SU FERMAVETRO - C9K014

2 / 2



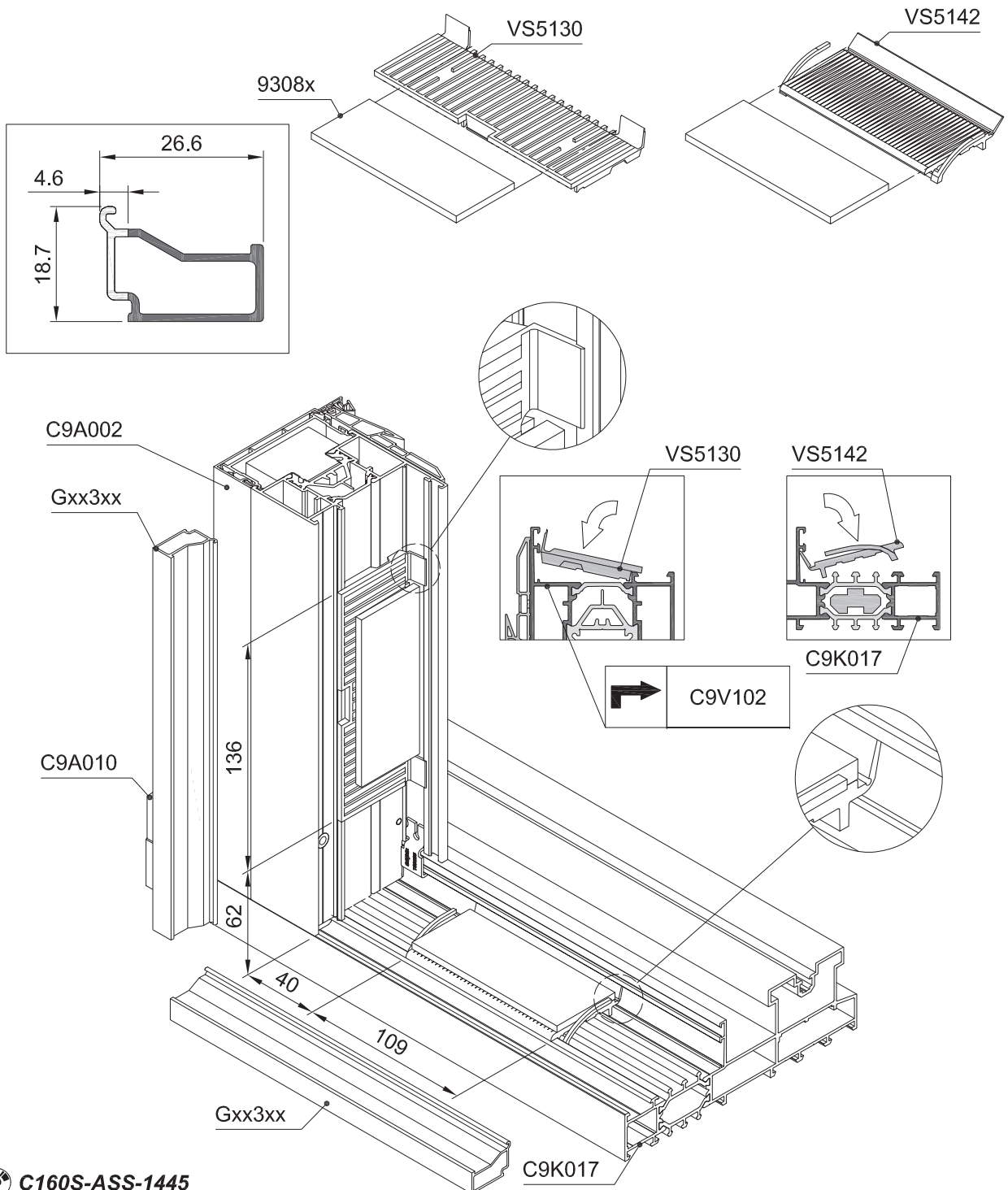
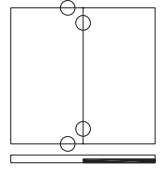
L - Ferramenta e disegni assemblaggio

C160-ASS-956

Vetratura

ASSEMBLAGGIO SUPPORTO VETRATURA ED OPERAZIONE SU FERMAVETRO - C9K017

1 / 2

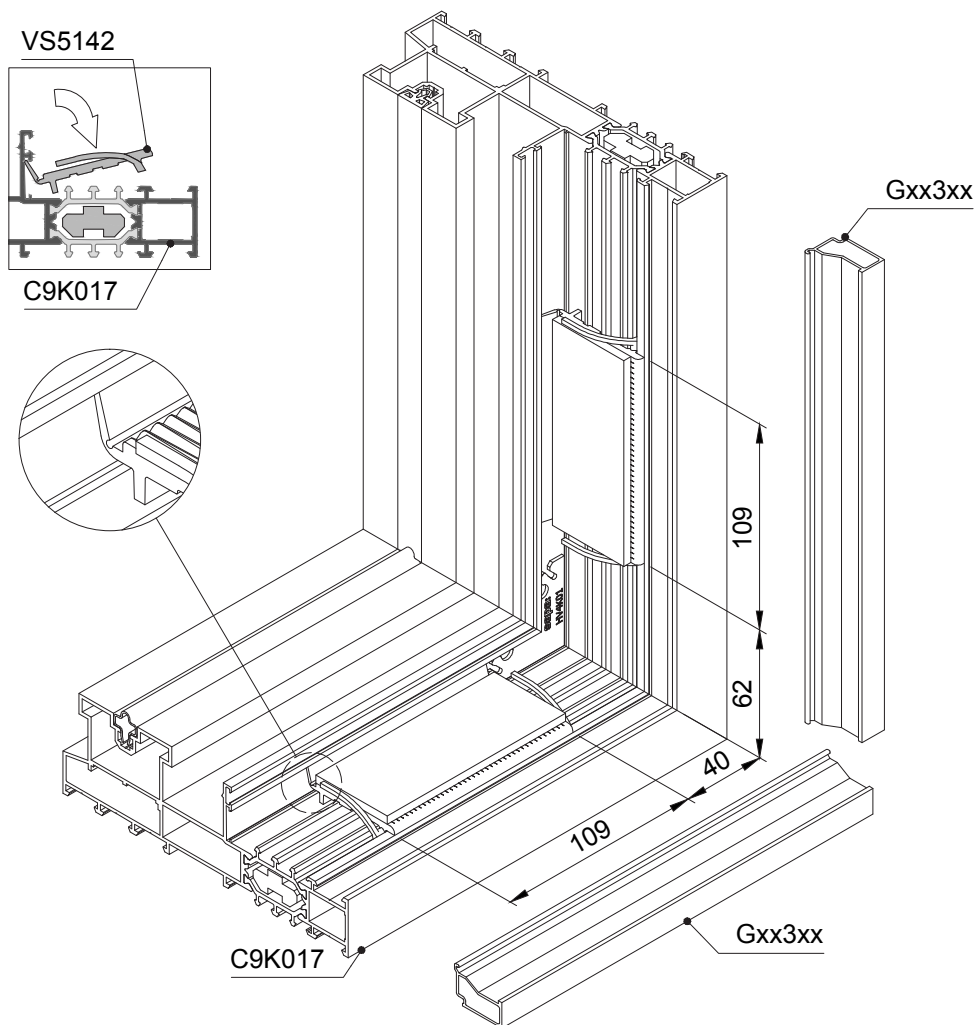
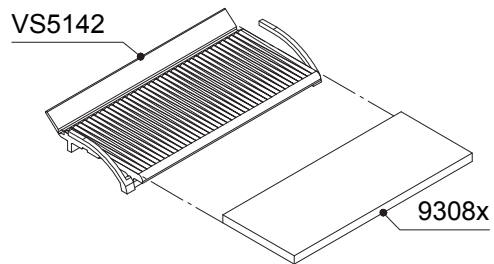
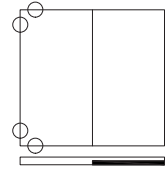


 C160S-ASS-1445

Vetratura

ASSEMBLAGGIO SUPPORTO VETRATURA ED OPERAZIONE SU FERMAVETRO - C9K017

2 / 2

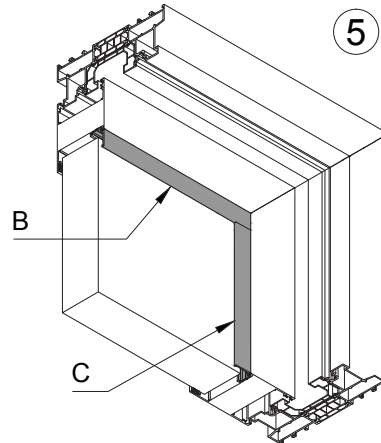
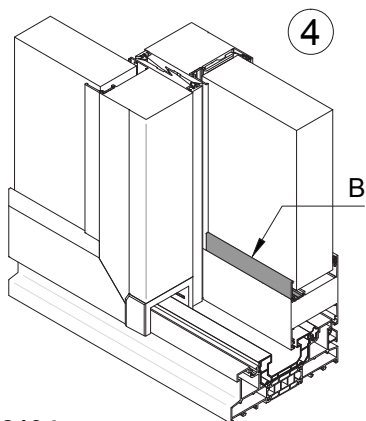
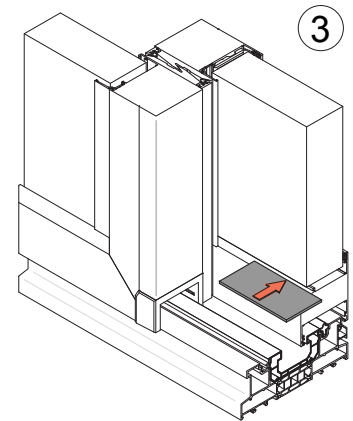
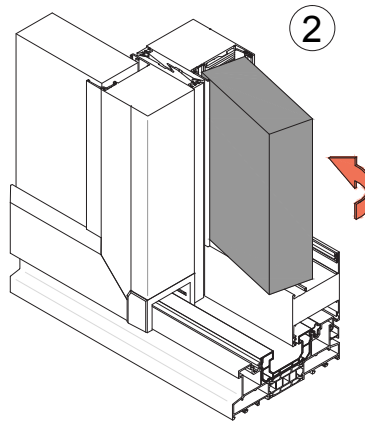
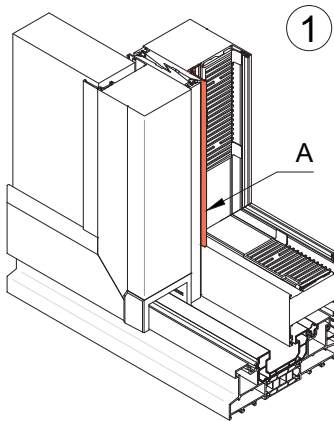
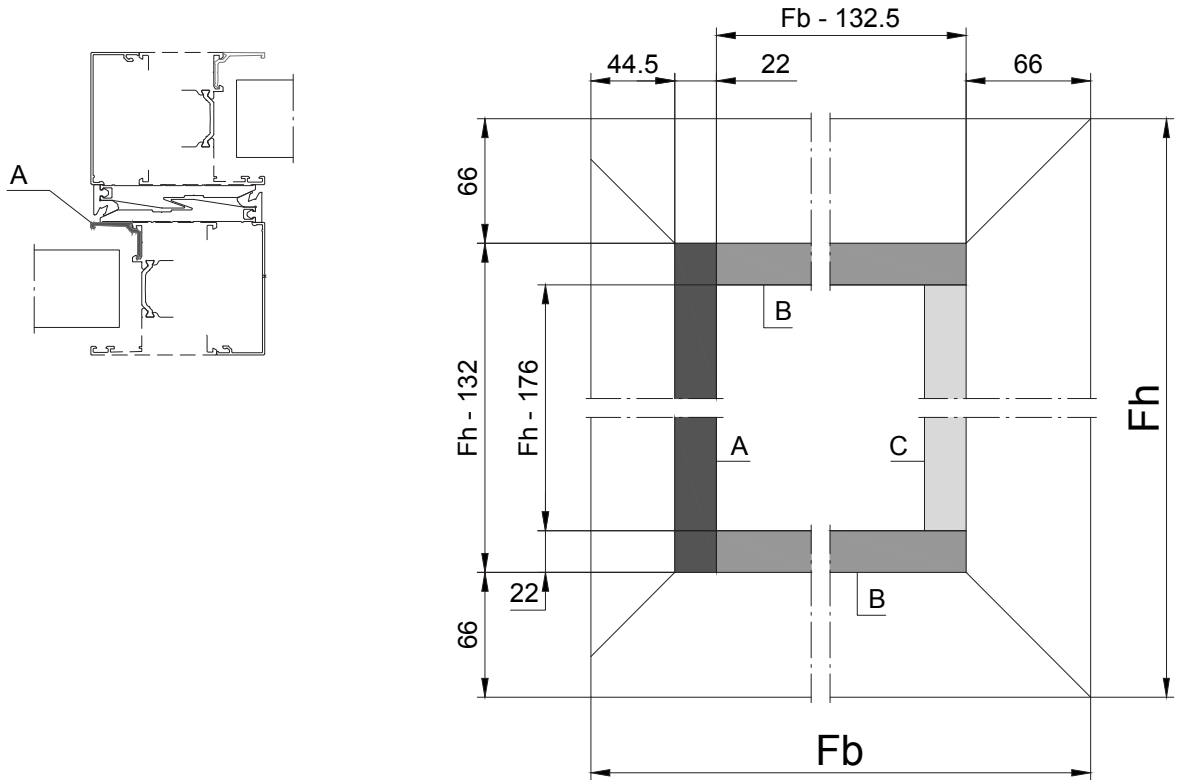


L - Ferramenta e disegni assemblaggio

 C160-ASS-1446

Vetratura

PASSAGGI COSTRUTTIVI: VETRATURA NELL'INCONTRO

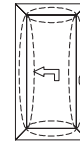


C160S-ASS-2194

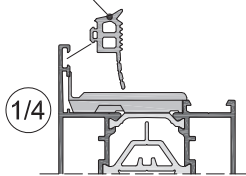
Vetratura

VETRATURA CON GUARNIZIONE RU0002 / RU0004

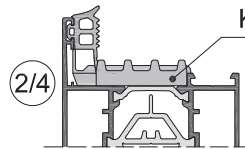
1 / 3



RU0002



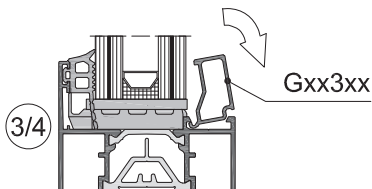
1/4



2/4

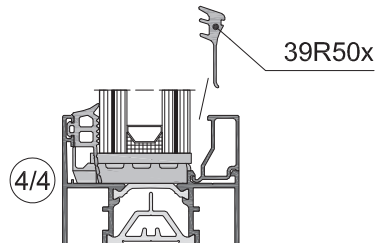
KU5001

	KU5001
SHI	✓
SI	-
I	-
Basic	-



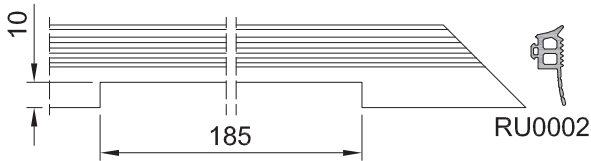
3/4

Gxx3xx

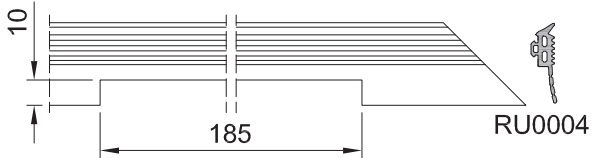


4/4

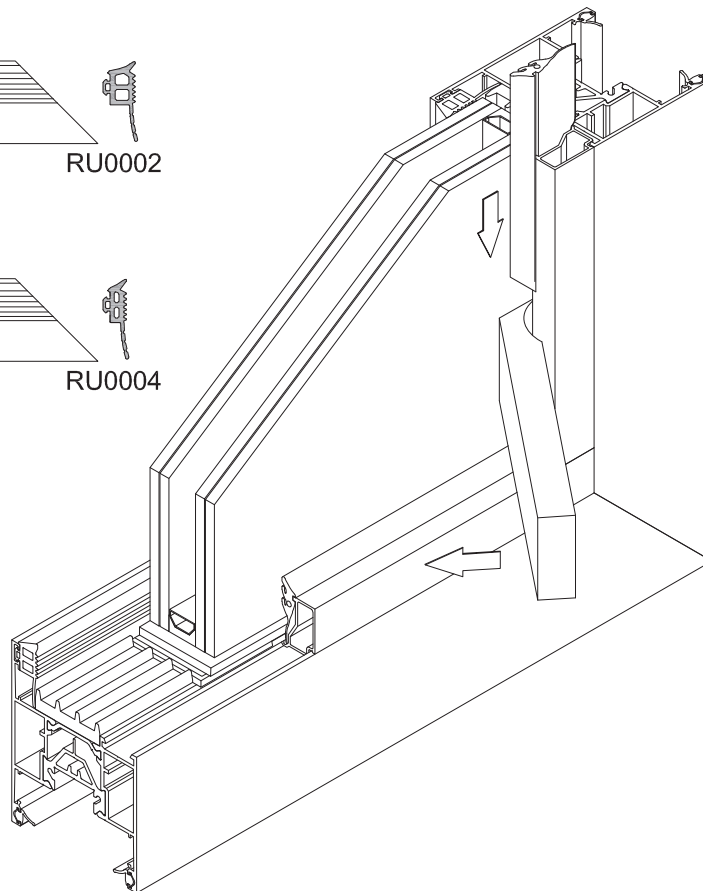
39R50x



RU0002



RU0004



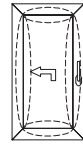
L - Ferramenta e disegni assemblaggio

 C160S-ASS-2196

Vetratura

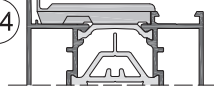
VETRATURA CON GUARNIZIONE 210055 - BASIC

2 / 3

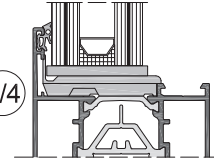


210-055

1/4

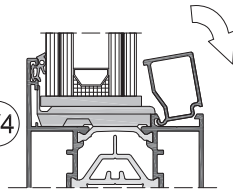


2/4



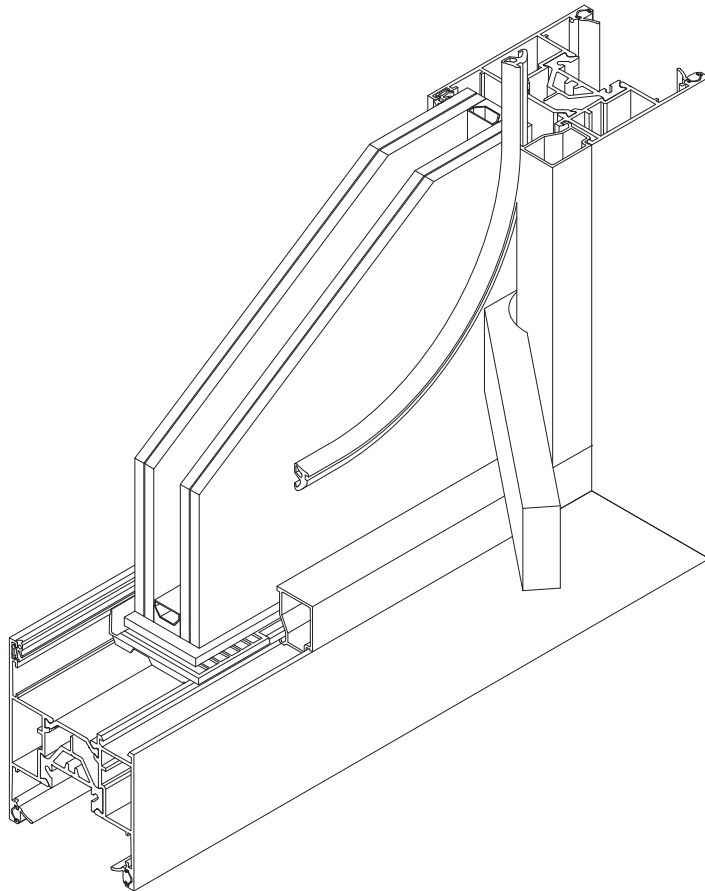
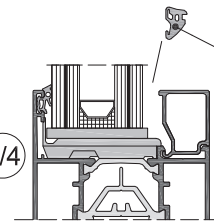
SHH
St
I
Basic

3/4



71R52x

4/4



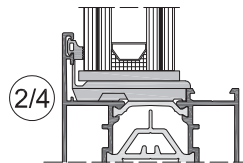
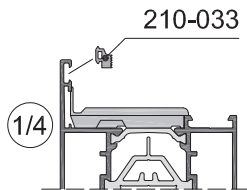
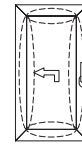
 C160S-ASS-2197

* Prima di posizionare il vetro, la ferramenta dell'alzante scorrevole deve essere chiusa.

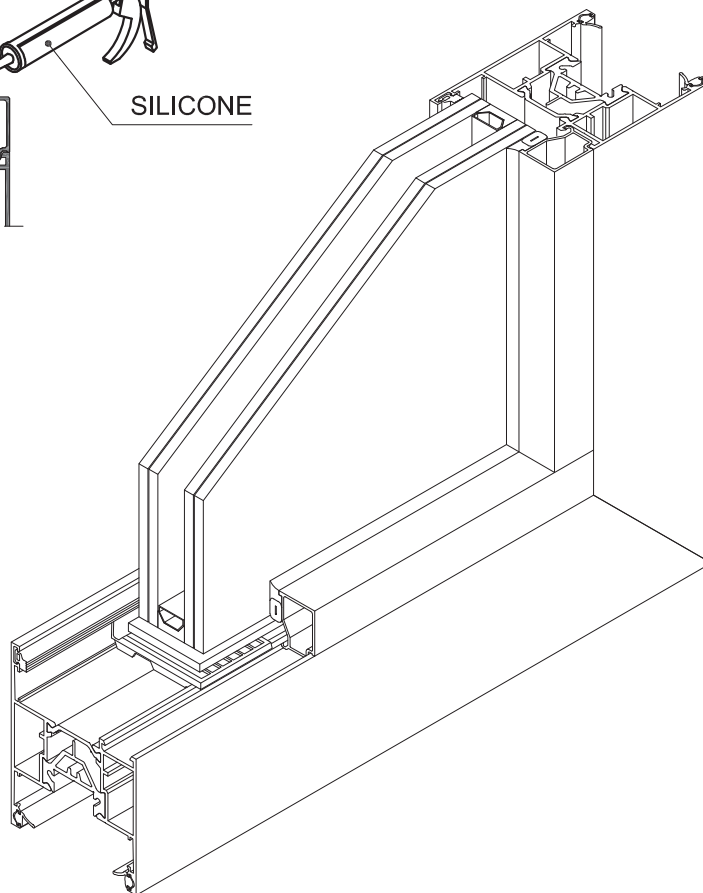
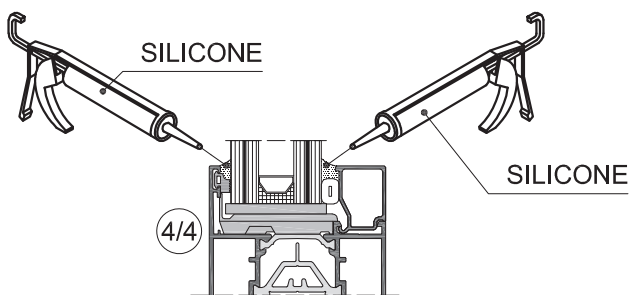
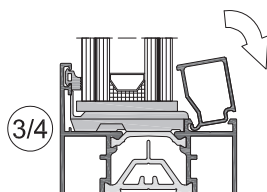
Vetratura

VETRATURA CON GUARNIZIONE 210003 - BASIC

3 / 3



-SHI-
-SI-
-I-
Basic



 C160S-ASS-2198

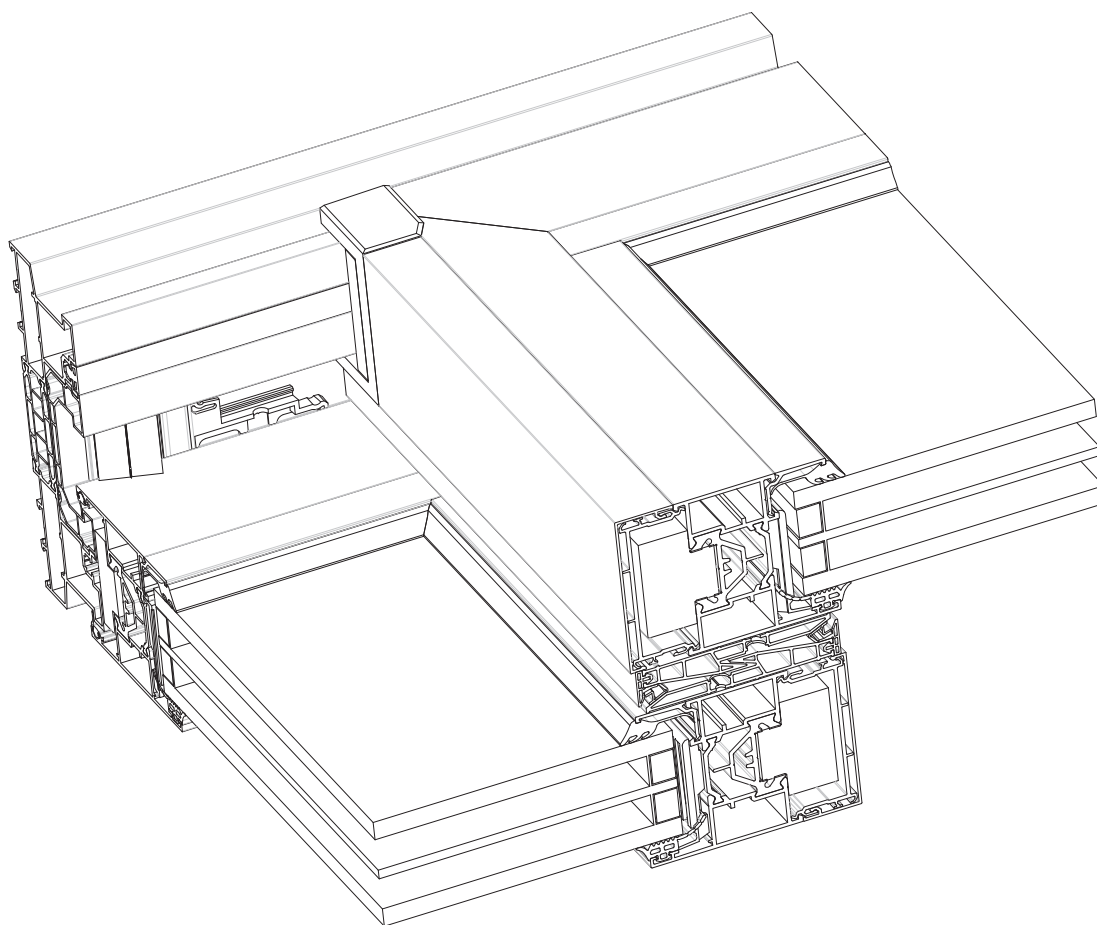
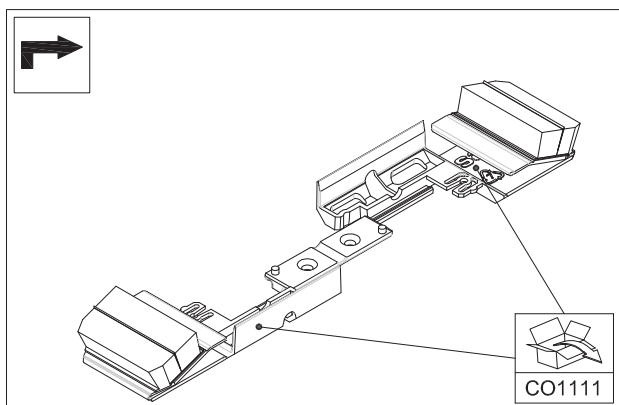
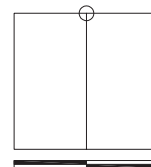
* Prima di posizionare il vetro, la ferramenta dell'alzante scorrevole deve essere chiusa.

Operazioni di finitura

Assemblaggio tappo di tenuta centrale - 2 Binari - Superiore - Alzante scorrevole e scorrevole	L260
Assemblaggio guarnizione di finitura RU9704	L261
Assemblaggio tappi di tenuta nell'anta - Alzante scorrevole - CO1217-CO1218	L262

Operazioni di finitura

ASSEMBLAGGIO TAPPO DI TENUTA CENTRALE - 2 BINARI SUPERIORE ALZANTE SCORREVOLE

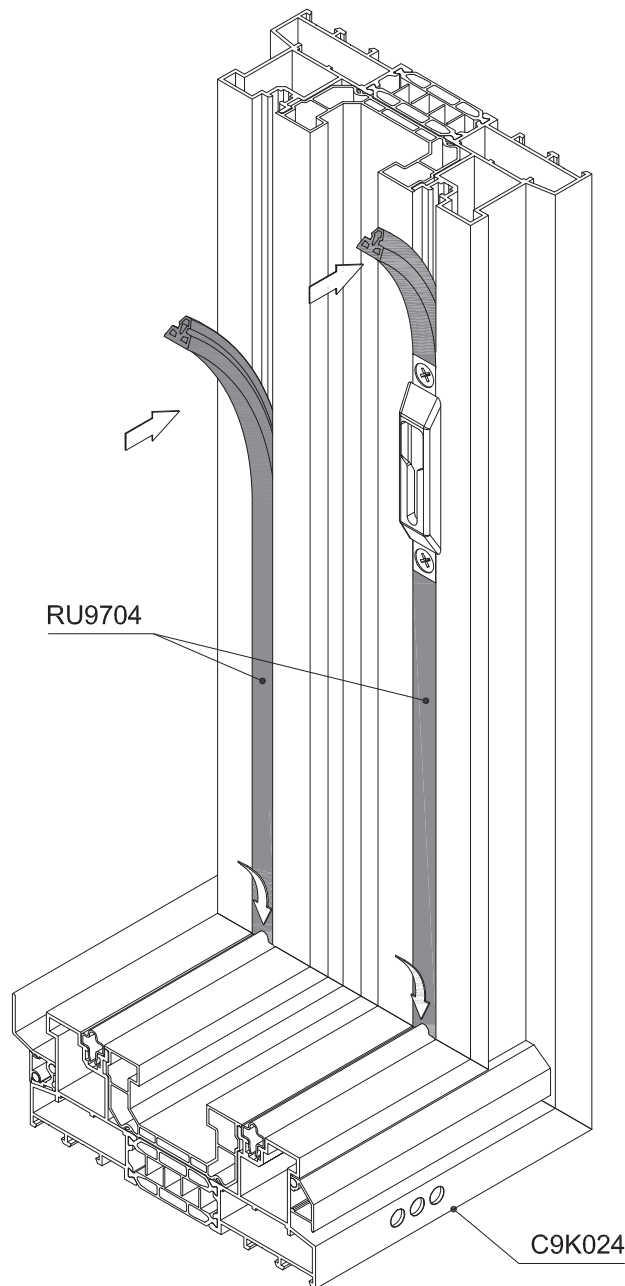
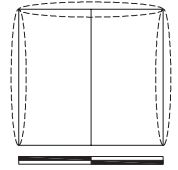


L - Ferramenta e disegni assemblaggio

 C160S-ASS-1338

Operazioni di finitura

ASSEMBLAGGIO GUARNIZIONE DI FINITURA RU9704

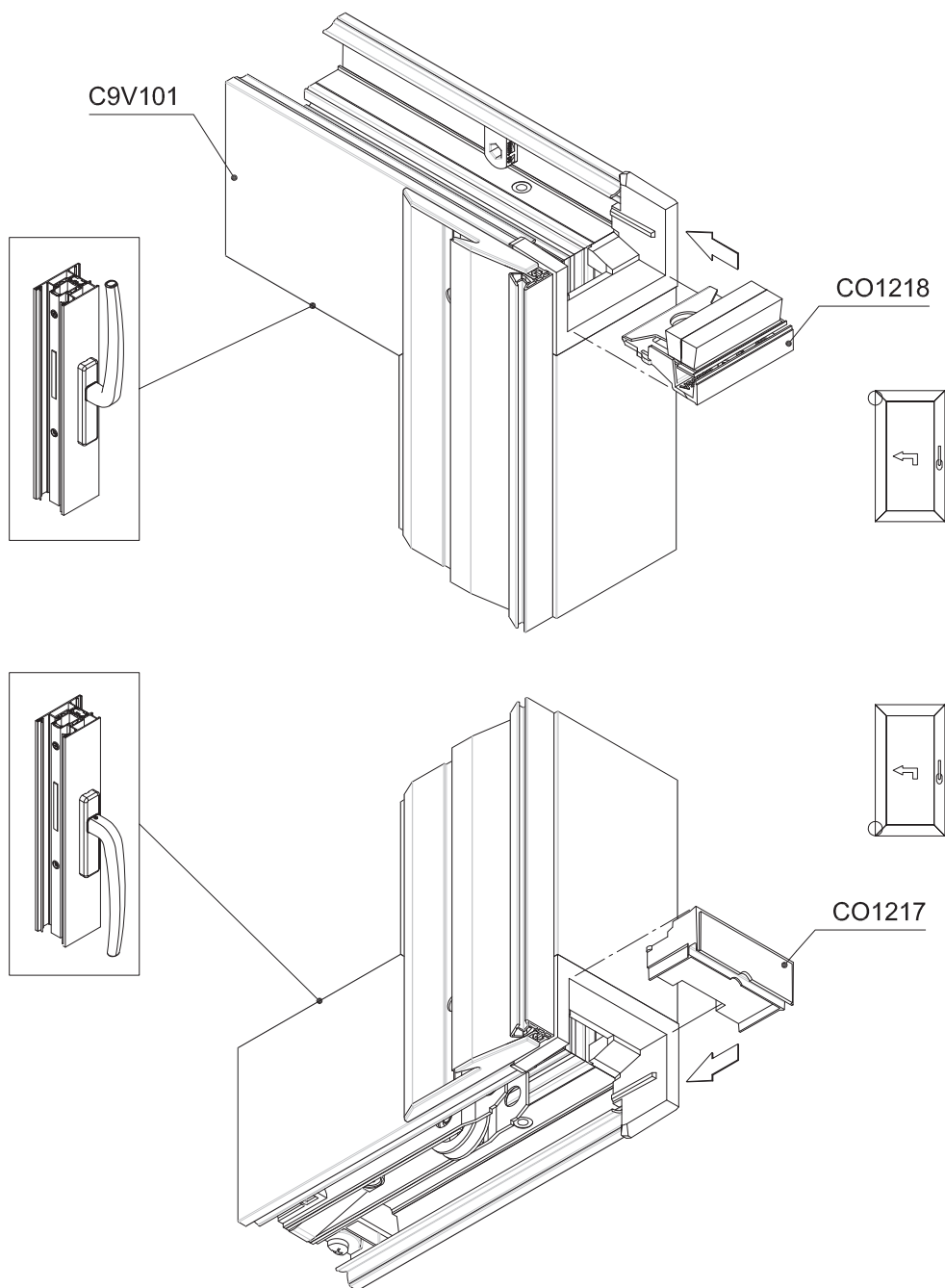
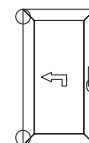


 **C160S-ASS-1331**

I riscontri dei punti di chiusura devono essere accuratamente posizionati nel telaio, prima di questo passaggio

Operazioni di finitura

ASSEMBLAGGIO TAPPI DI TENUTA NELL'ANTA - ALZANTE SCORREVOLE - CO1217-CO1218



L - Ferramenta e disegni assemblaggio

 C160S-ASS-2195

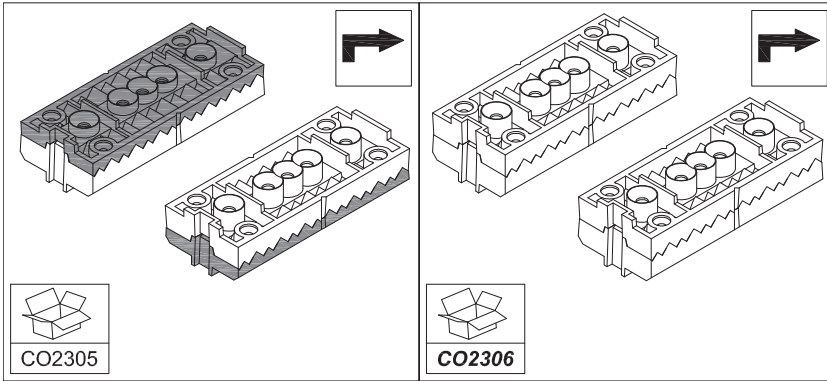
Fissaggio ante (schema A/C/G/K)

Anta fissa - Uso parti di supporto CO2305/CO2306/CO2309	L264
Anta fissa - Inserimento blocchi di supporto ed isolamento	L265
Anta fissa - Fori guida per foratura	L266
Anta fissa - Inserimento anta nel telaio	L267
Anta fissa - Inserimento isolamento superiore e blocco supporto finale	L268
Anta fissa - assemblaggio anta fissa nel telaio attraverso fori guida	L269
Anta fissa - Fissaggio superiore con vite SCZ617	L270
Assemblaggio anta primaria nel telaio	L271
Assemblaggio profilo cartellina C9A020 - Inferiore	L272
Assemblaggio profilo cartellina C9A020 - Superiore	L273
Assemblaggio profilo cartellina C9A020 - Laterale	L274

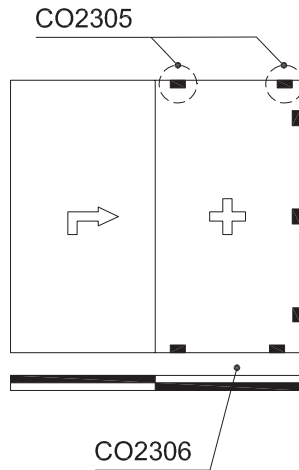
Fissaggio ante (schema A/C/G/K)

FISSAGGIO ANTA - USO PARTI DI SUPPORTO CO2305/CO2306/CO2309

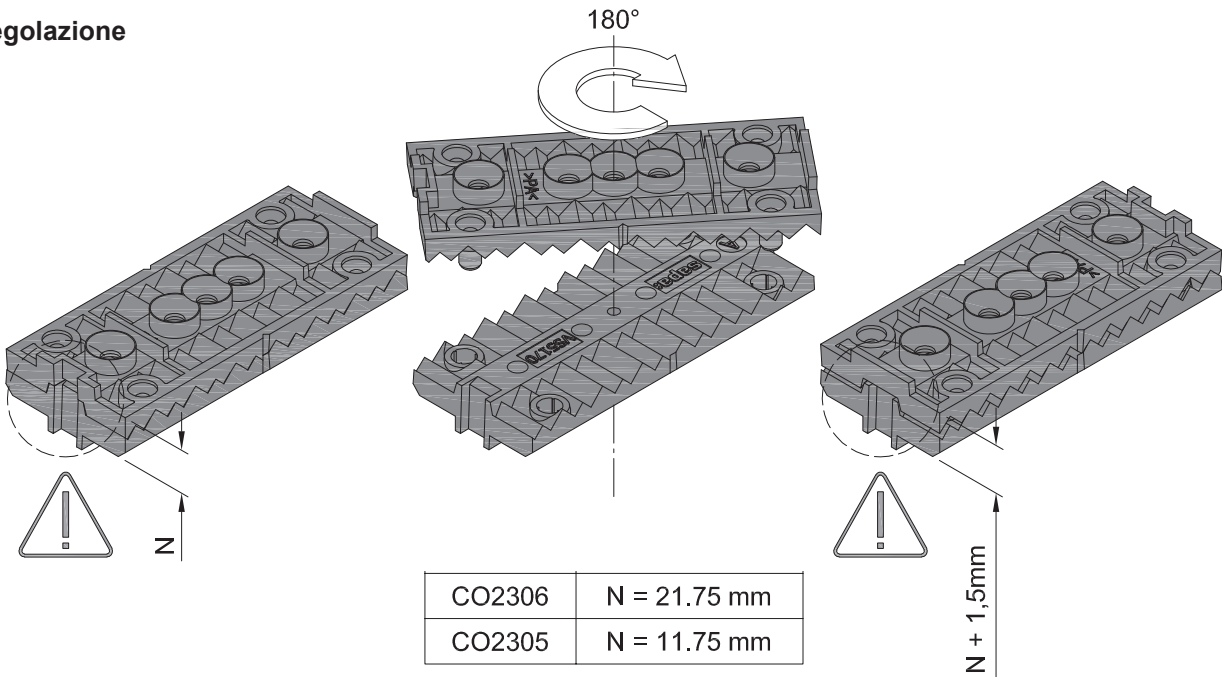
1 / 7



Usso standard



Regolazione



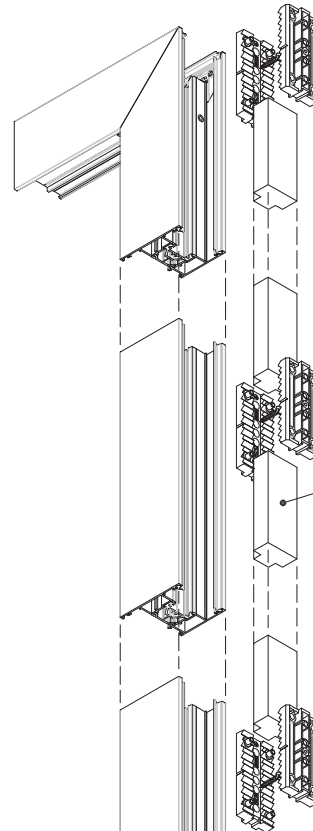
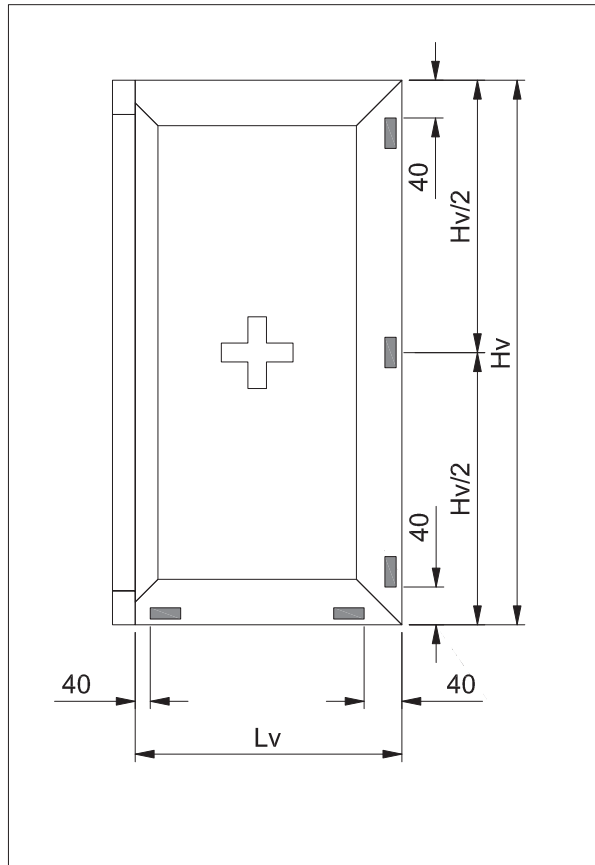
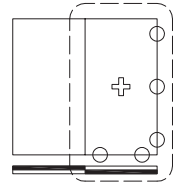
C160SASS-2180

I blocchi di supporto sono disponibili in 2 pesi diversi.

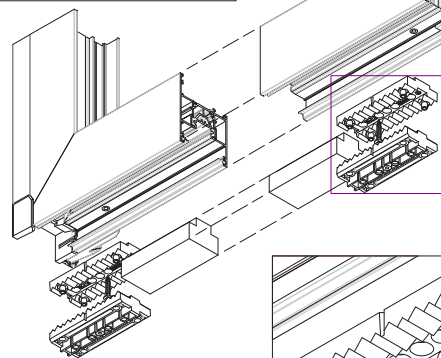
Fissaggio ante (schema A/C/G/K)

FISSAGGIO ANTA - INSERIMENTO BLOCCHI DI SUPPORTO ED ISOLAMENTO

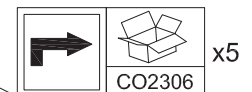
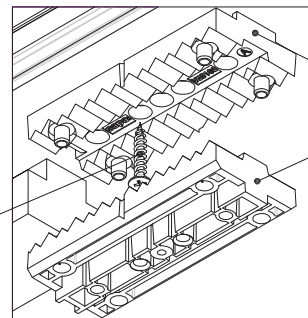
2 / 7



	BT6060/BT6062
SHI	✓
SI	✓
Basic	-



82L538 x5

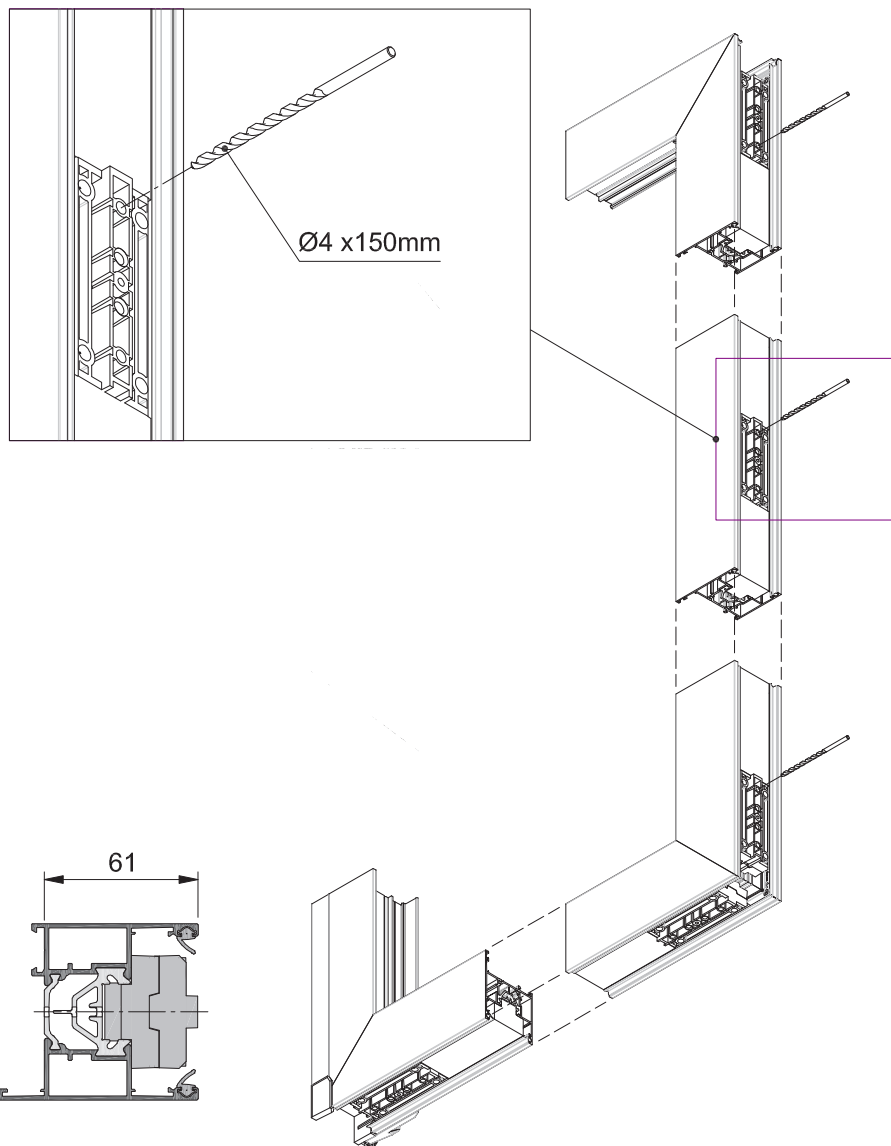
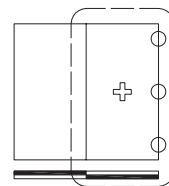


 C160S-ASS-2181

Fissaggio ante (schema A/C/G/K)

FISSAGGIO ANTA - FORI GUIDA PER FORATURA

3 / 7



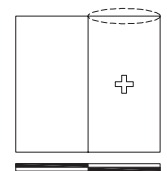
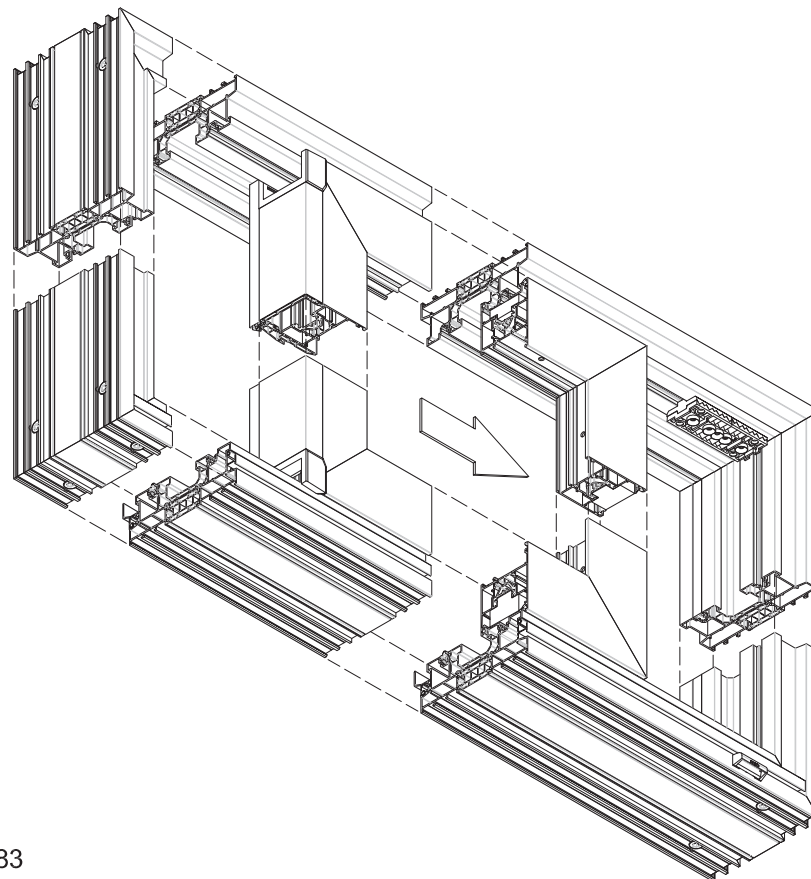
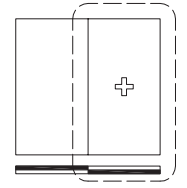
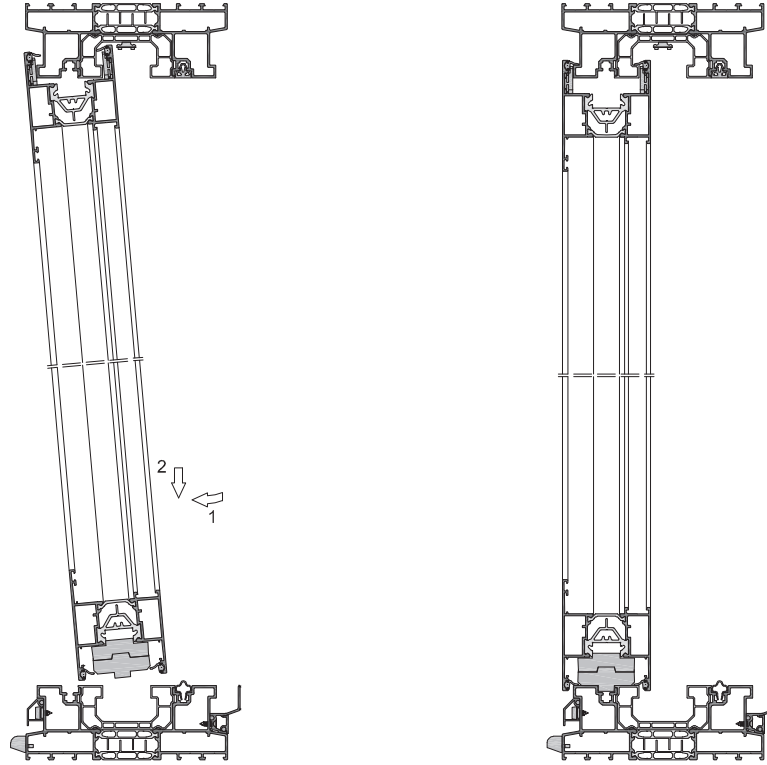
L - Ferramenta e disegni assemblaggio

 C160S-ASS-2182

Fissaggio ante (schema A/C/G/K)

FISSAGGIO ANTA - INSERIMENTO ANTA NEL TELAIO

4 / 7

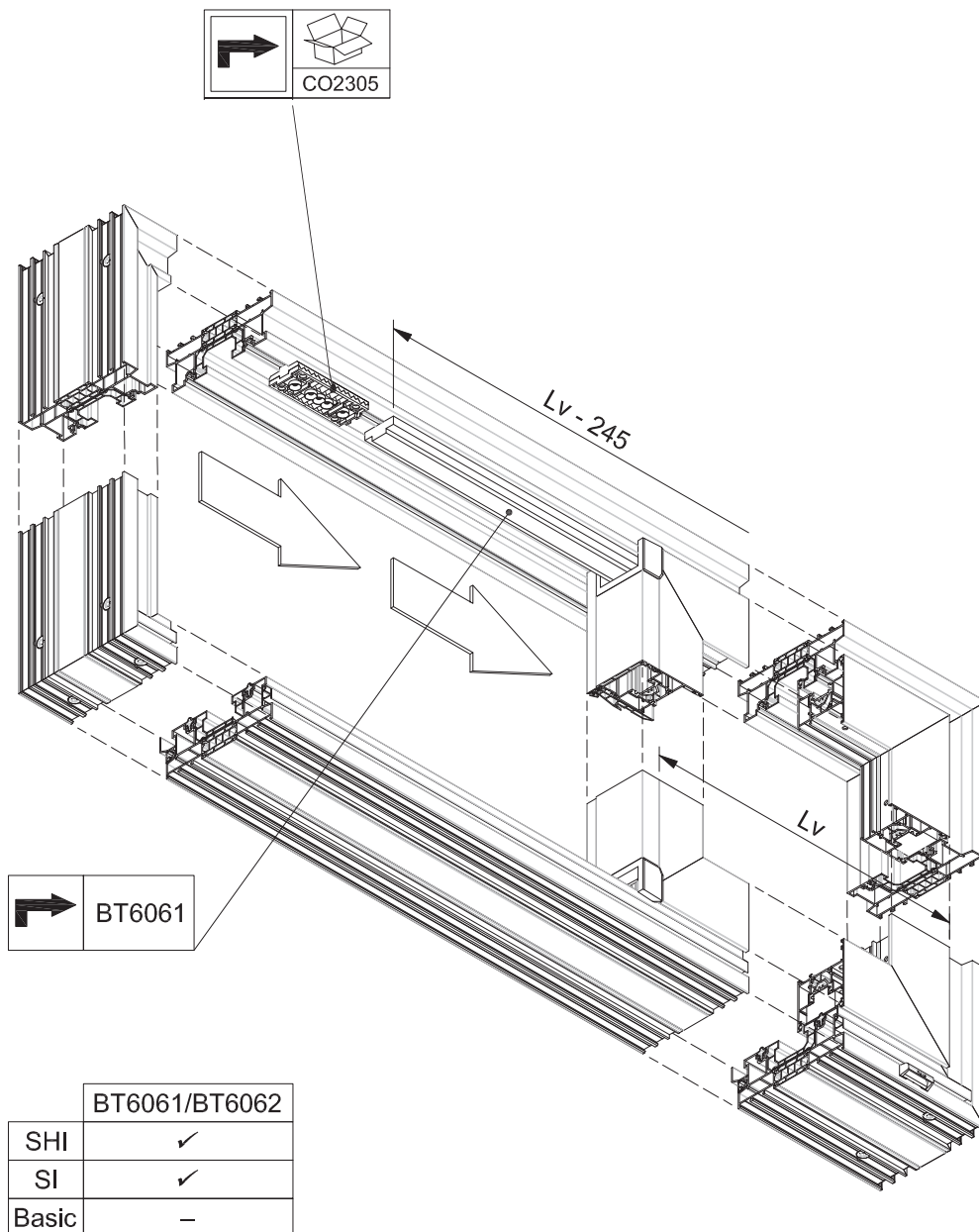
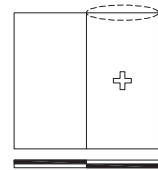


 C160S-ASS-2183

Fissaggio ante (schema A/C/G/K)

FISSAGGIO ANTA - INSERIMENTO ISOLAMENTO SUPERIORE E BLOCCO SUPPORTO FINALE

5 / 7



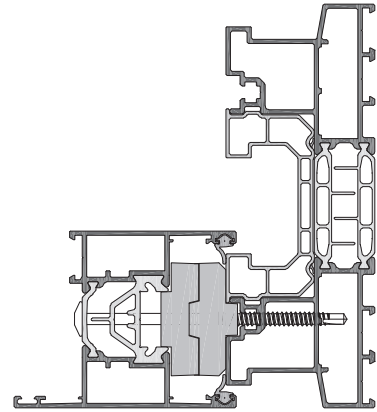
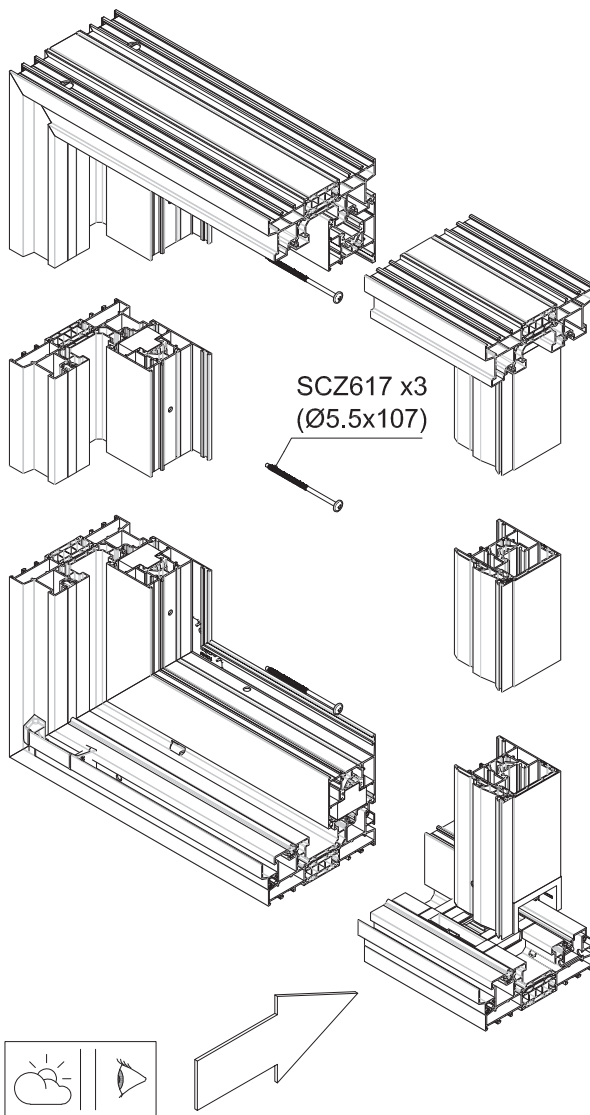
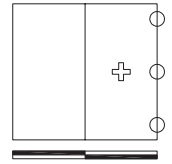
 C160S-ASS-2184

L - Ferramenta e disegni assemblaggio

Fissaggio ante (schema A/C/G/K)

FISSAGGIO ANTA - ASSEMBLAGGIO ANTA FISSA NEL TELAIO ATTRAVERSO FORI GUIDA

6 / 7

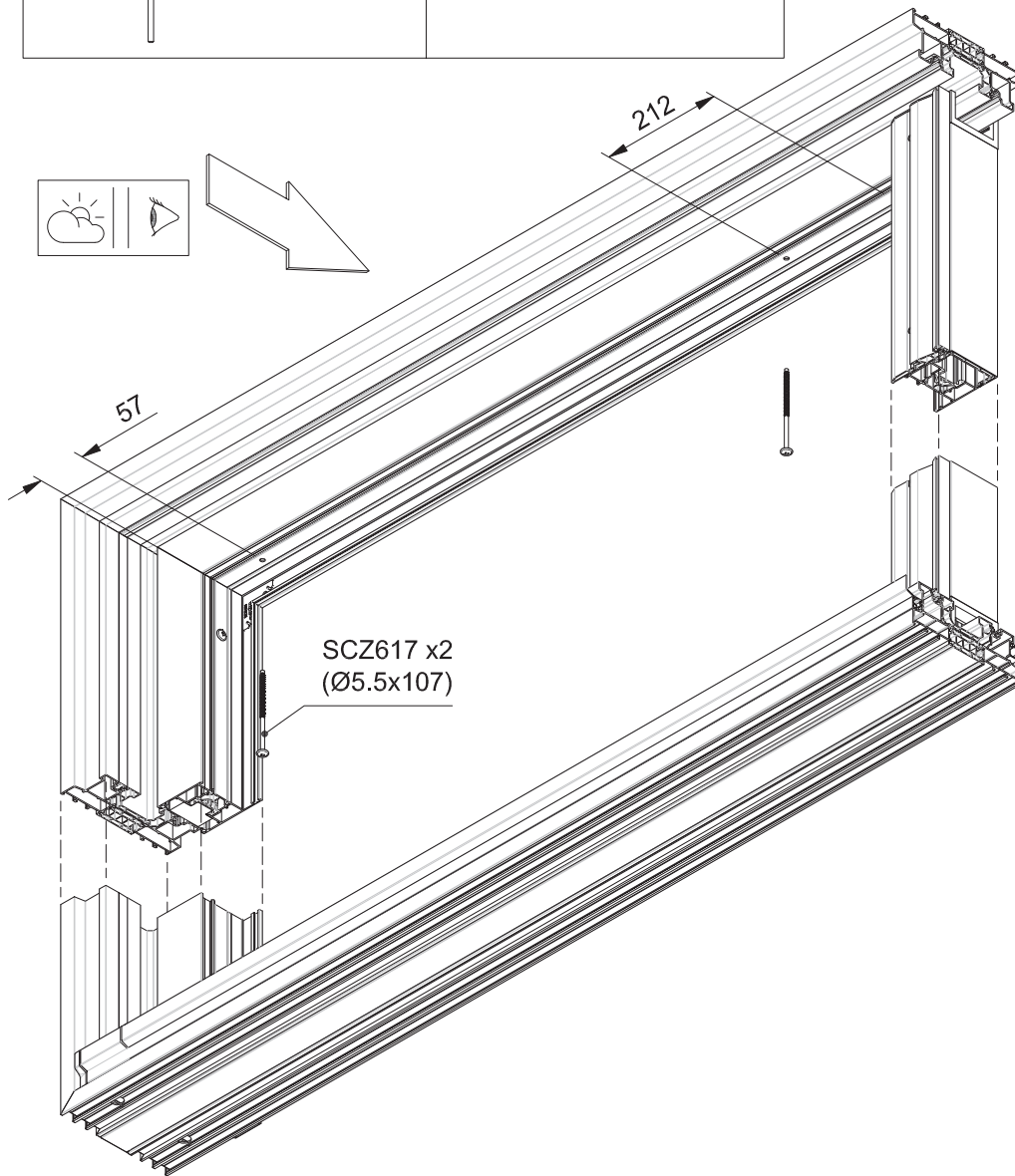
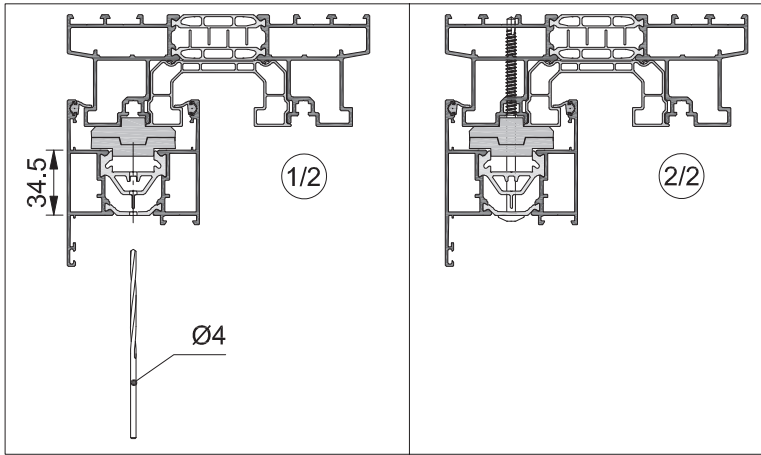
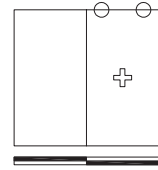


 C160S-ASS-2185

Fissaggio ante (schema A/C/G/K)

FISSAGGIO ANTA - FISSAGGIO SUPERIORE CON VITE SCZ617

7 / 7

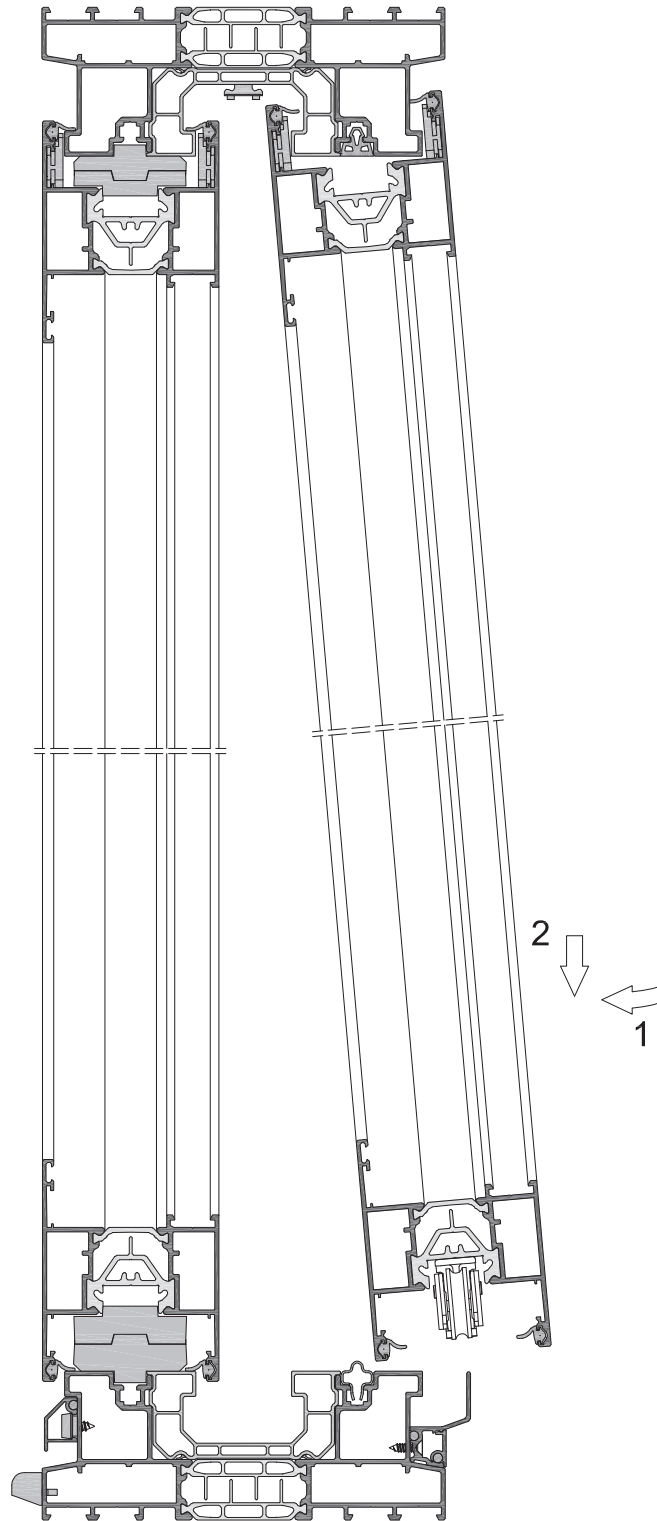
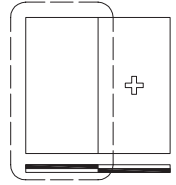


 C160S-ASS-2186

L - Ferramenta e disegni assemblaggio

Fissaggio ante (schema A/C/G/K)

ASSEMBLAGGIO ANTA PRIMARIA NEL TELAIO

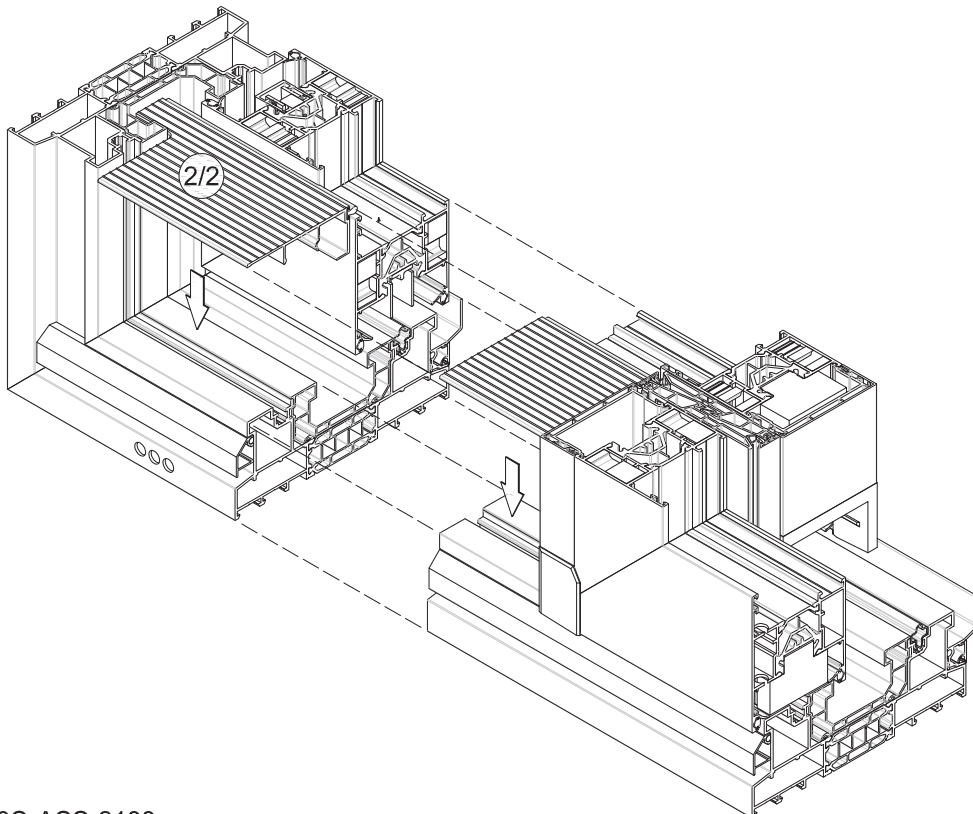
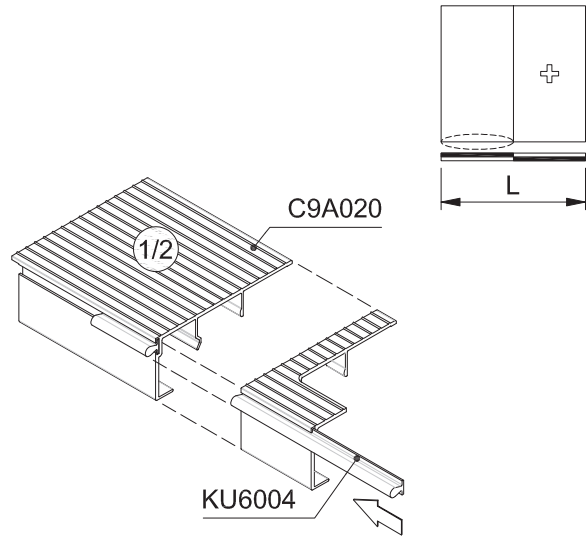
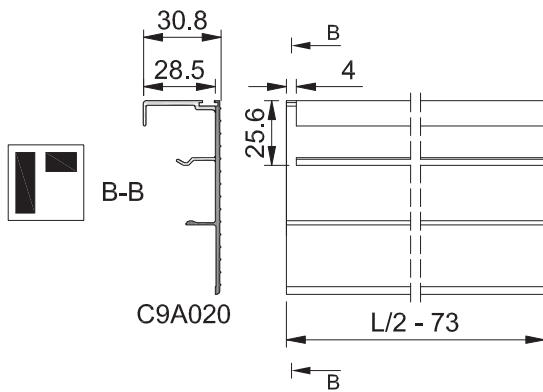
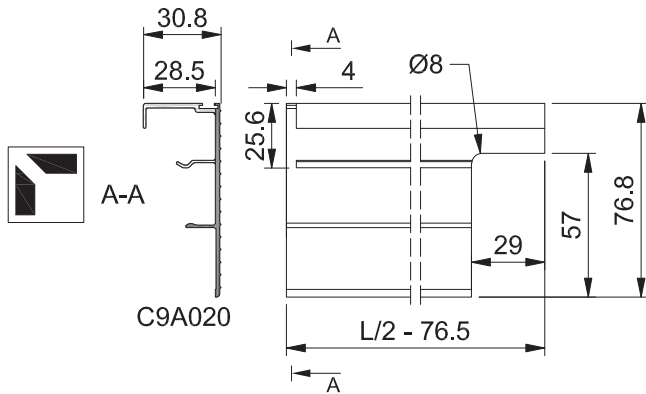


 C160S-ASS-2187

Fissaggio ante (schema A/C/G/K)

ASSEMBLAGGIO PROFILO CARTELLINA C9A020 - INFERIORE

1 / 3

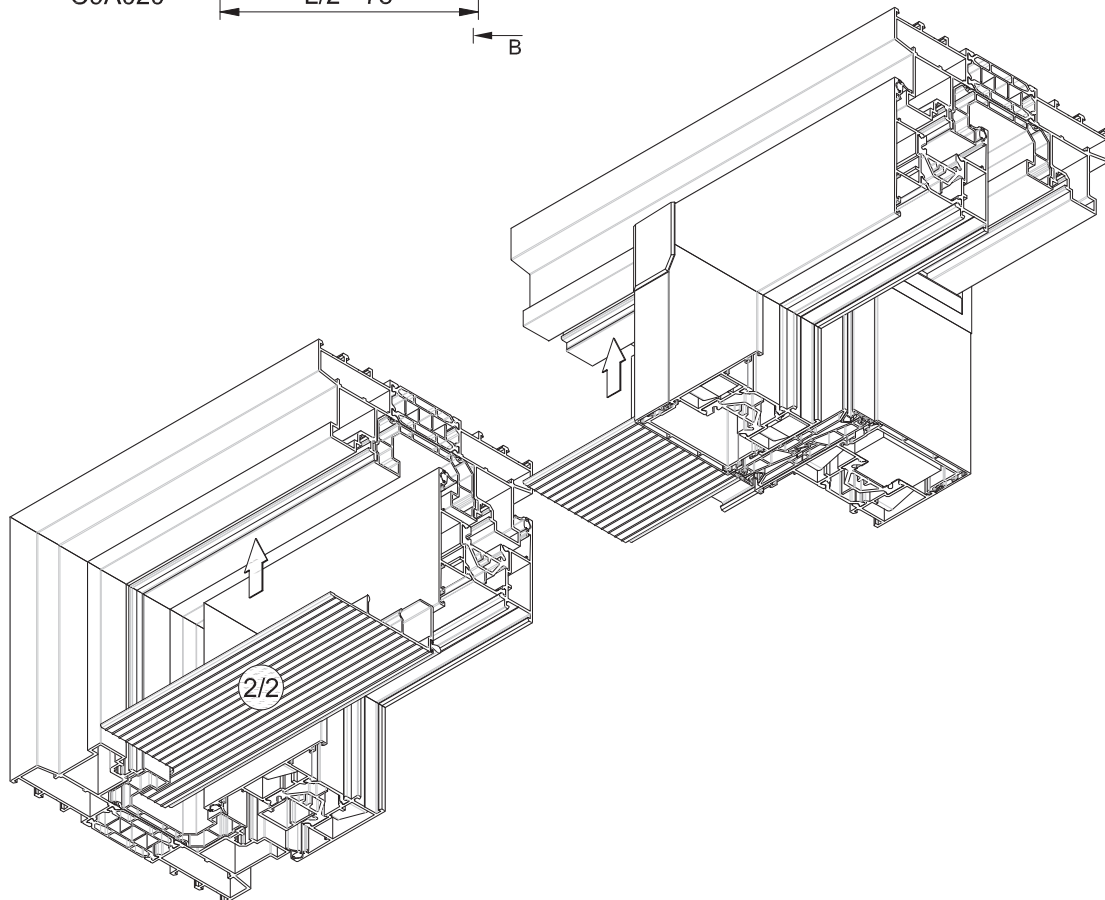
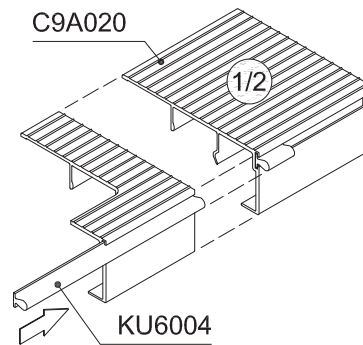
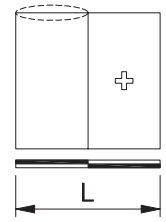
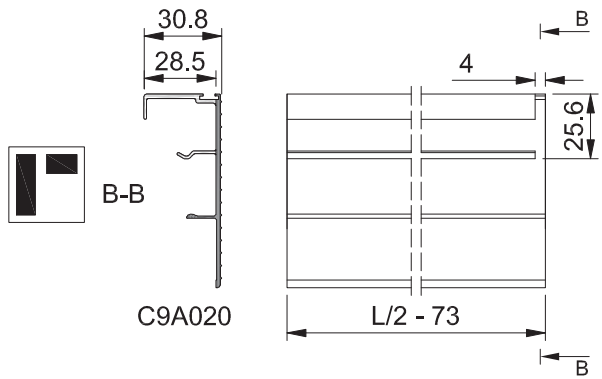
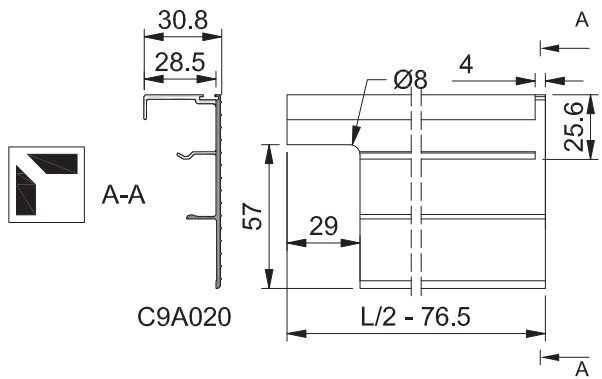


 C160S-ASS-2188

Fissaggio ante (schema A/C/G/K)

ASSEMBLAGGIO PROFILO CARTELLINA C9A020 - SUPERIORE

2 / 3

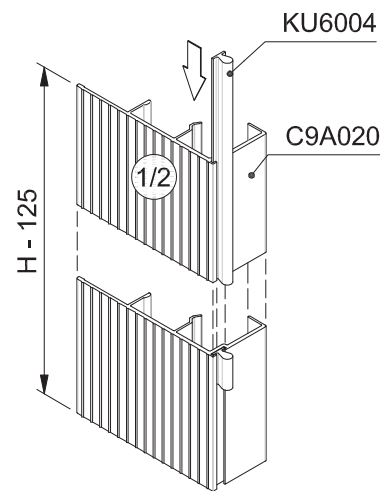
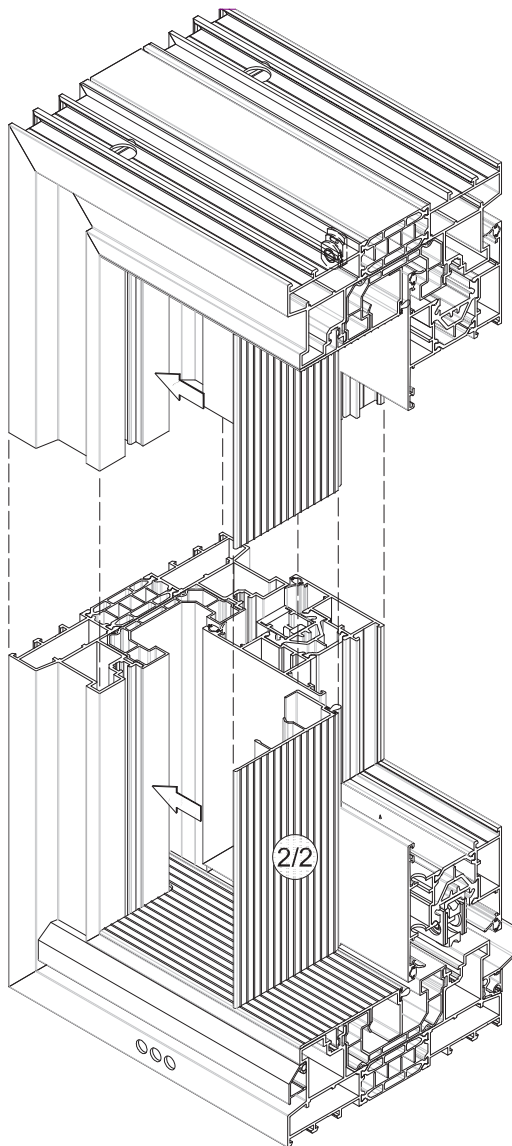
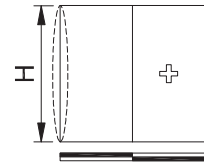


 C160S-ASS-2189

Fissaggio ante (schema A/C/G/K)

ASSEMBLAGGIO PROFILO CARTELLINA C9A020 - LATERALE

3 / 3



 C160S-ASS-2190

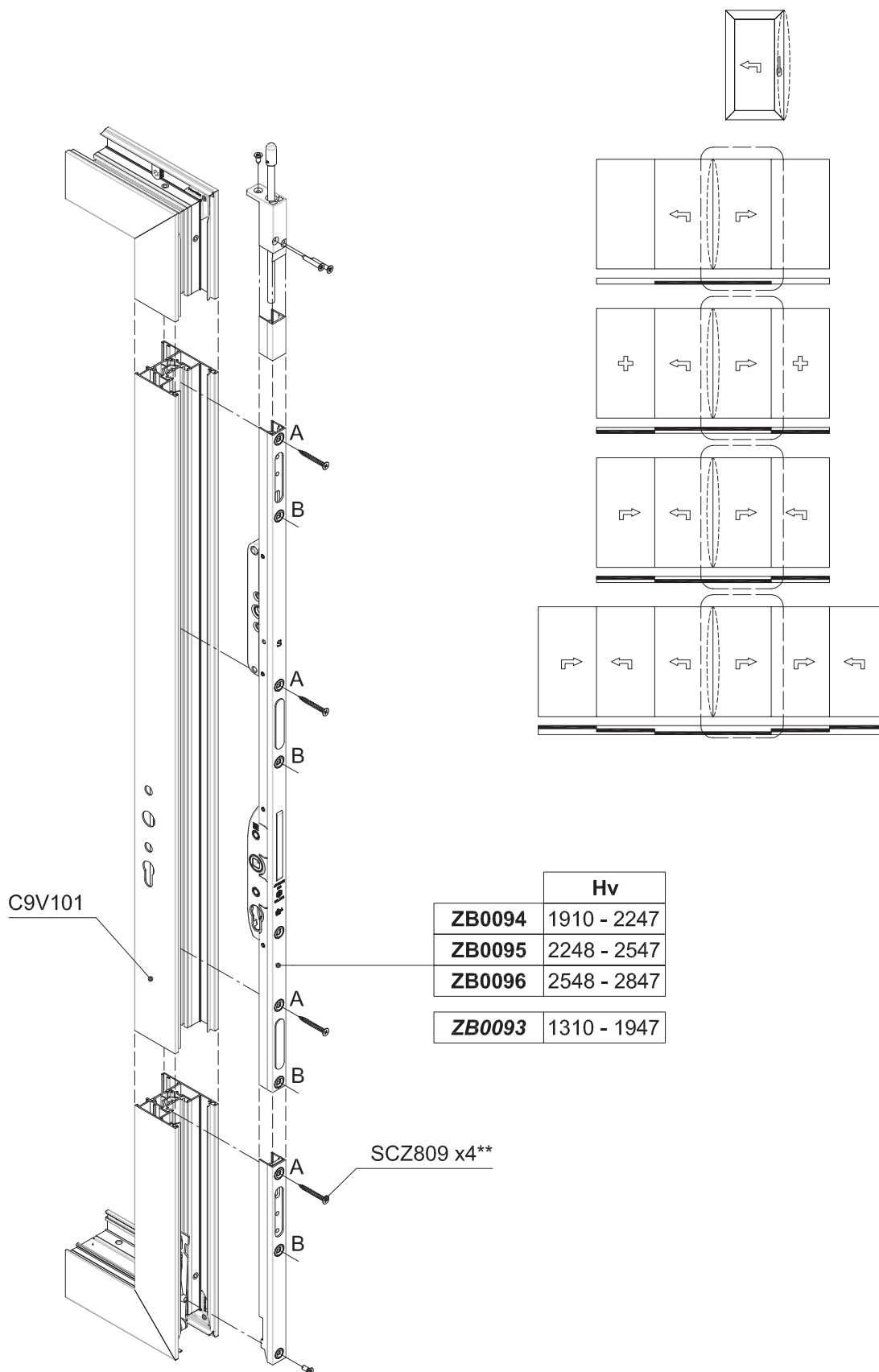
L - Ferramenta e disegni assemblaggio

4 Ante (schema C/F)

Assemblaggio asta di chiusura su anta secondaria su 4 ante alzante scorrevole	L276
Operazione su guarnizione di battuta RU0121	L277
Operazione su profilo guida C9C002	L278
Assemblaggio su profilo guida C9C002	L279
Fissaggio profilo guida C9C002	L280
Posizionamento ZB0072	L281
Assemblaggio tappo di tenuta inferiore	L283
Assemblaggio tappo di tenuta superiore	L284
1 Binario - Cavallotto nel telaio C9K014	L285
1 Binario - Cavallotto nel telaio C9K017	L286
Assemblaggio nei tappi di tenuta - Alzante scorrevole	L287
Ancoraggio guarnizione su anta secondaria	L288
Assemblaggio guarnizione di finitura RU9704 su anta secondaria	L289

4 Ante (schema C/F)

ASSEMBLAGGIO ASTA DI CHIUSURA SU ANTA SECONDARIA SU 4 ANTE ALZANTE SCORREVOLE



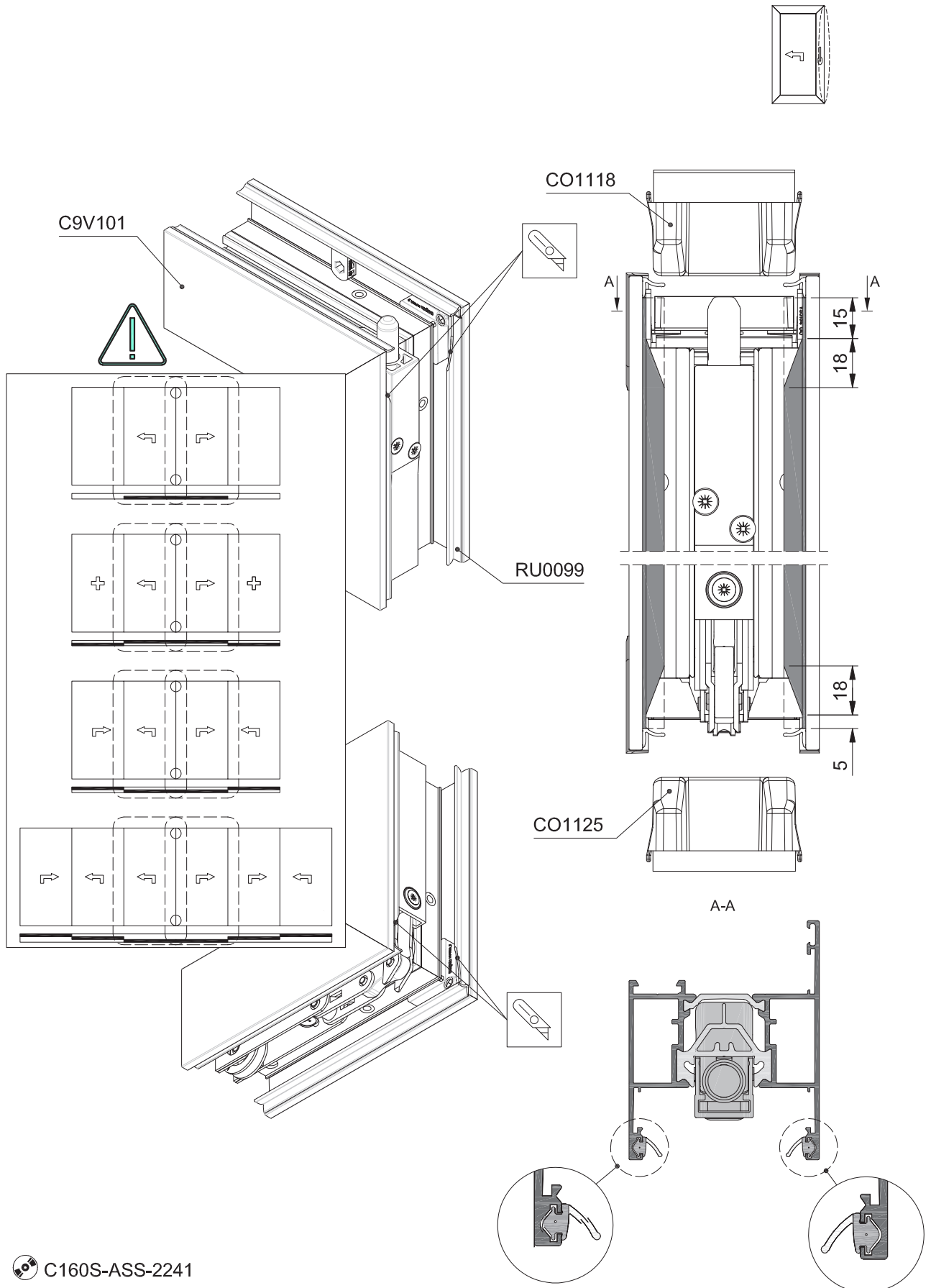
L - Ferramenta e disegni assemblaggio


 C160S-ASS-2240

** ZB0093 → SCZ809 x2

4 Ante (schema C/F)

OPERAZIONE SU GUARNIZIONE DI BATTUTA RU0121

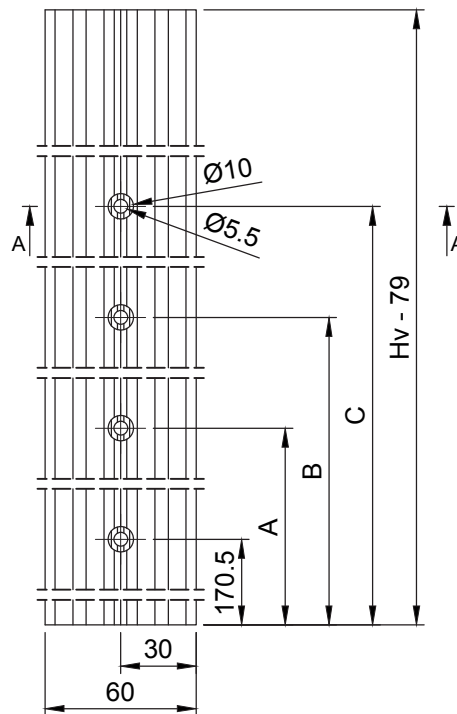
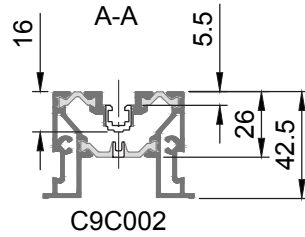
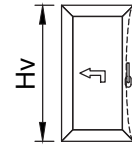


 C160S-ASS-2241
Operazione necessaria per anta primaria e secondaria.

4 Ante (schema C/F)

OPERAZIONE SU PROFILO GUIDA C9C002

1 / 6



A	B	C		Hv
670.5	1120.5	1520.5	ZB0074	1751** - 2247
		1820.5	ZB0075	2248 - 2547
		2120.5	ZB0076	2548 - 2847
	520.5	920.5	ZB0073	1130 - 1875

C160S-ASS-2242

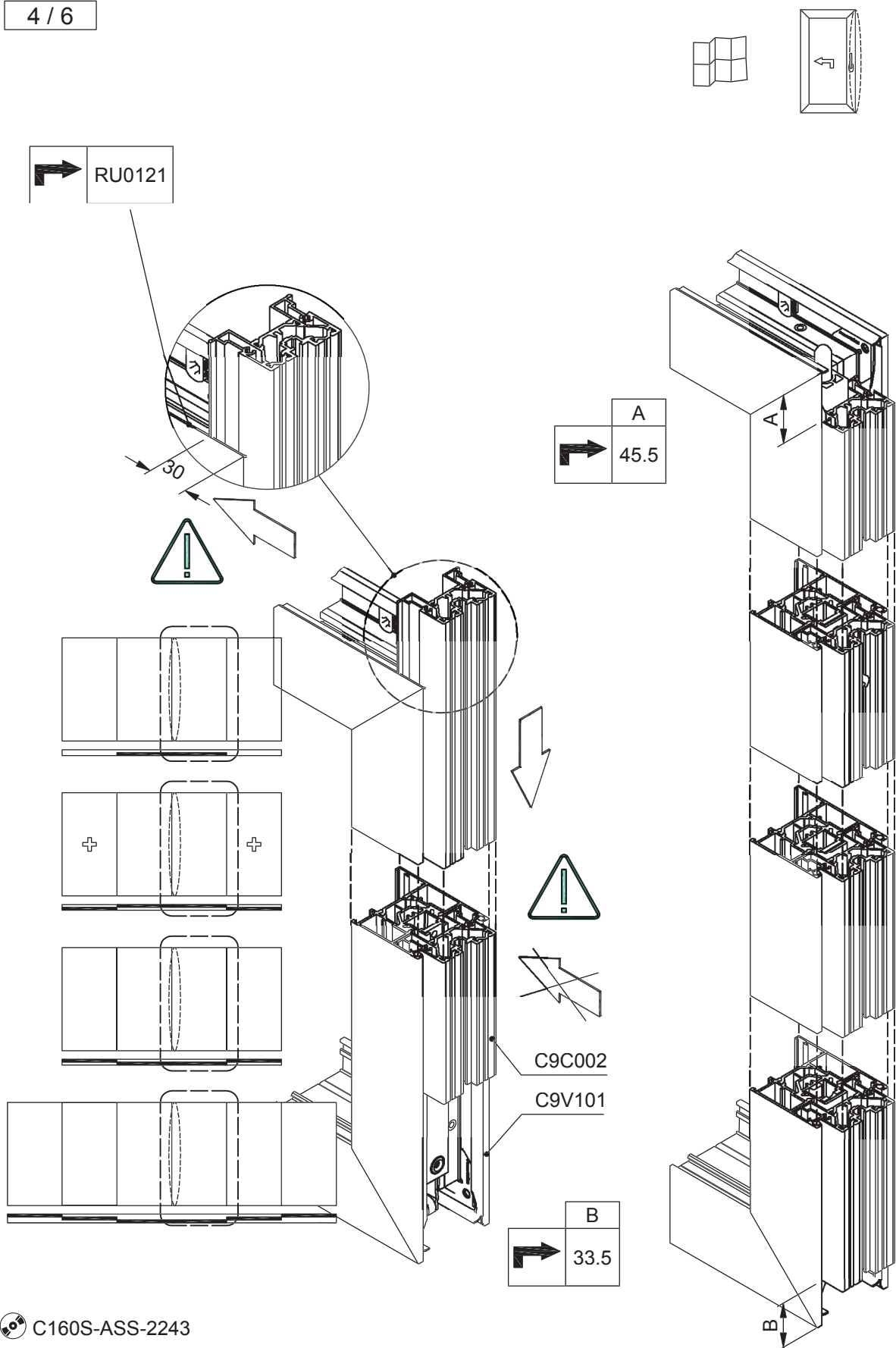
(A) i fori fissano la ferramenta direttamente all'anta, i fori (B) rimangono vuoti per il passaggio successivo. Solo per anta secondaria alzante scorrevole (C9C002).

** ZB0074 > 1907mm, non possibile con ZB0094.

4 Ante (schema C/F)

ASSEMBLAGGIO SU PROFILO GUIDA C9C002

4 / 6

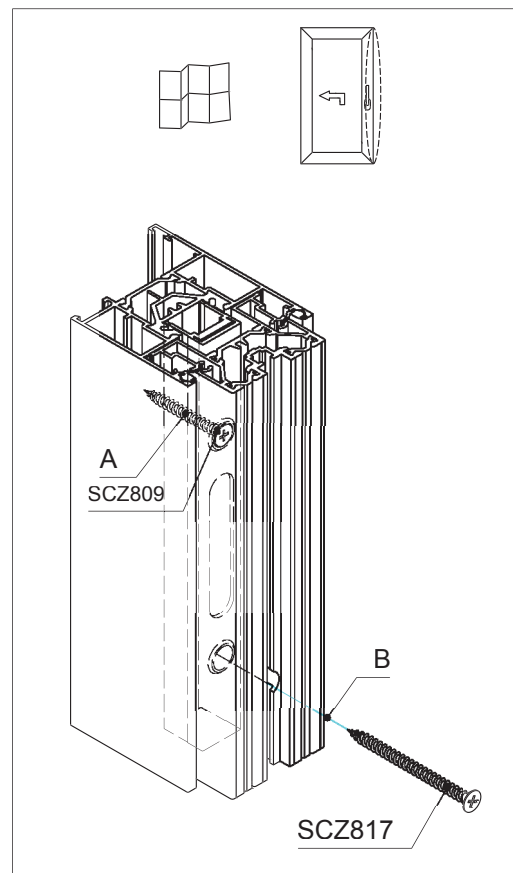
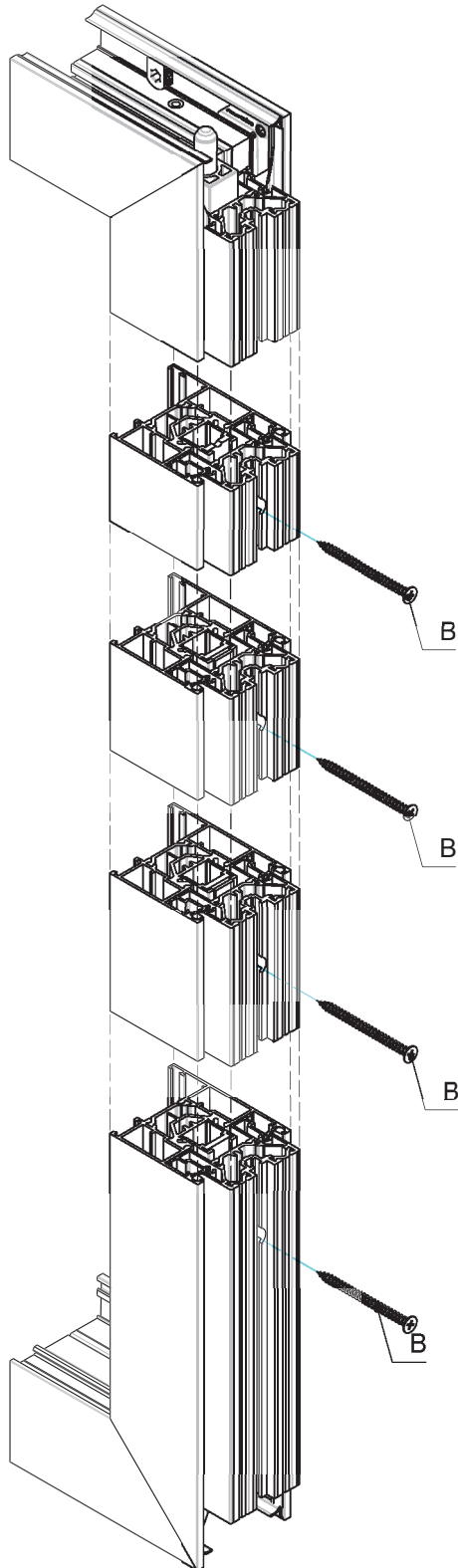
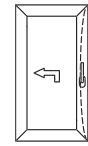


 C160S-ASS-2243

4 Ante (schema C/F)

FISSAGGIO PROFILO GUIDA C9C002

5 / 6



L - Ferramenta e disegni assemblaggio

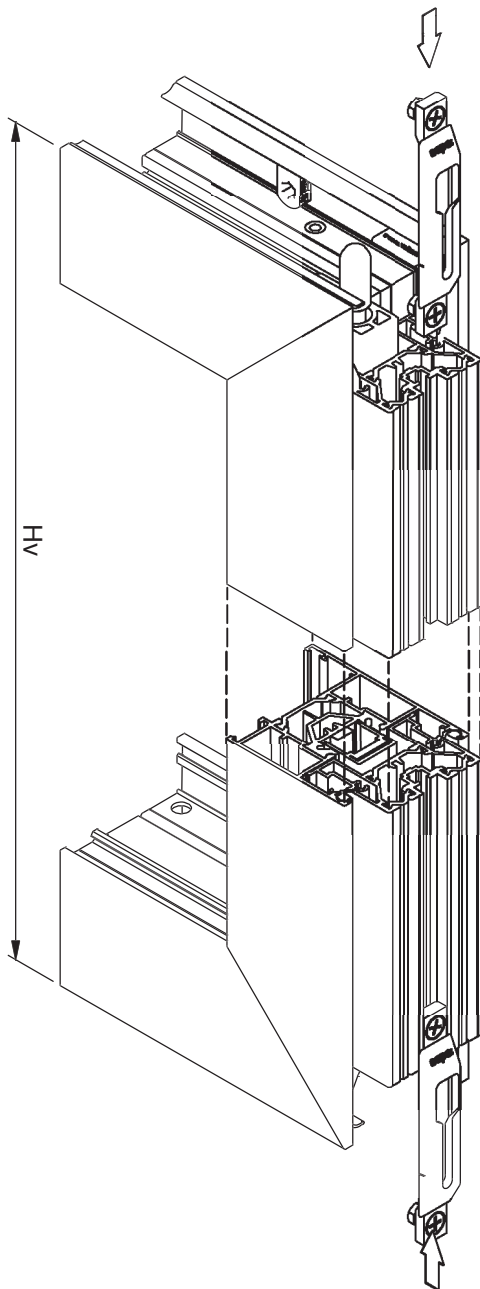
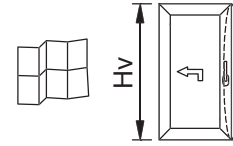
 C160S-ASS-2244

I fori devono corrispondere ai fori (B) della ferramenta.


4 Ante (schema C/F)

POSIZIONAMENTO ZB0072

1 / 2



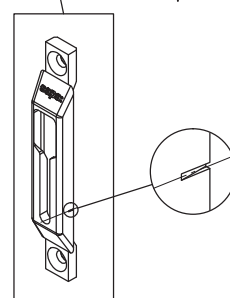
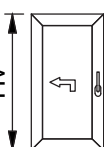
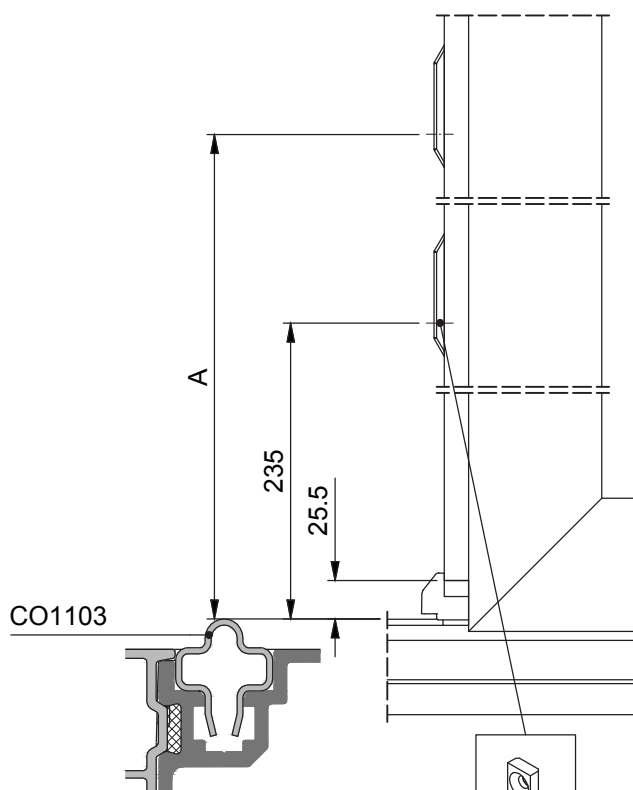
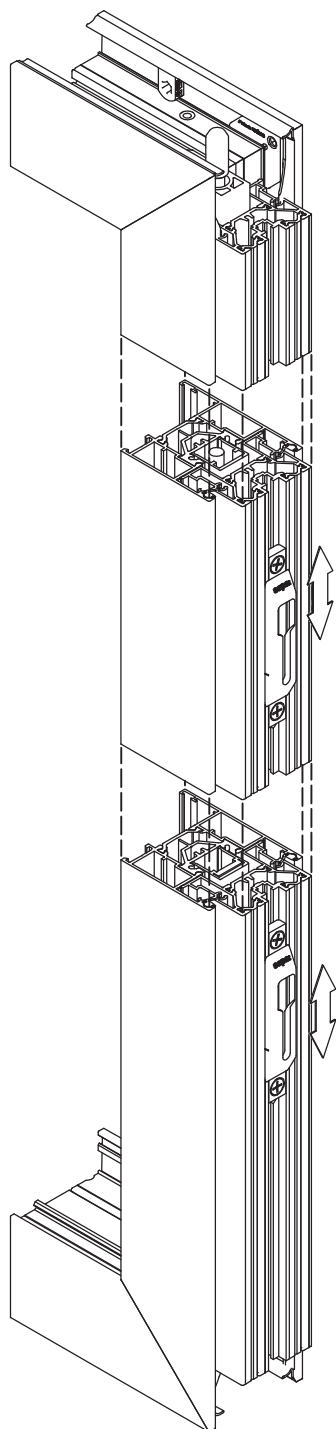
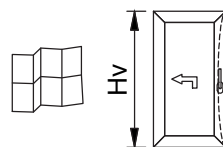
ZB0094 ZB0095 ZB0096	
Hv = 1907 - 2847	
ZB0093	
Hv = 1310 - 1947	
SCG641 x4	
291306.005 x4	

 C160S-ASS-2254
Usare le viti nere 82K313.005.

4 Ante (schema C/F)

POSIZIONAMENTO ZB0072

2 / 2

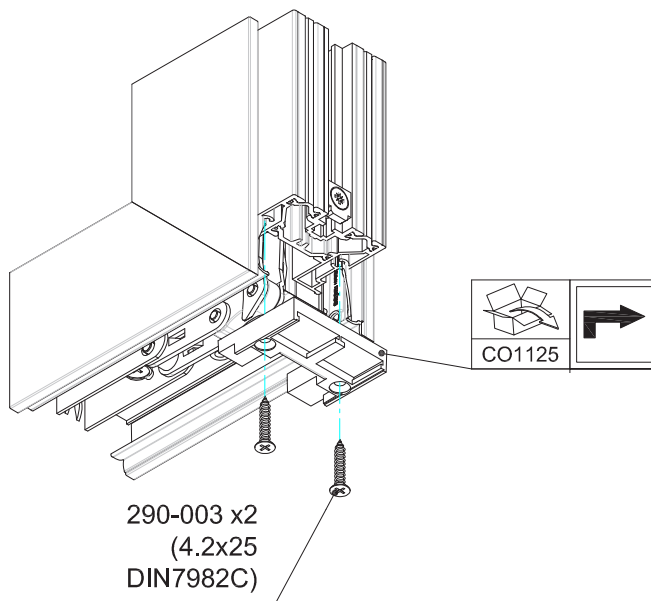
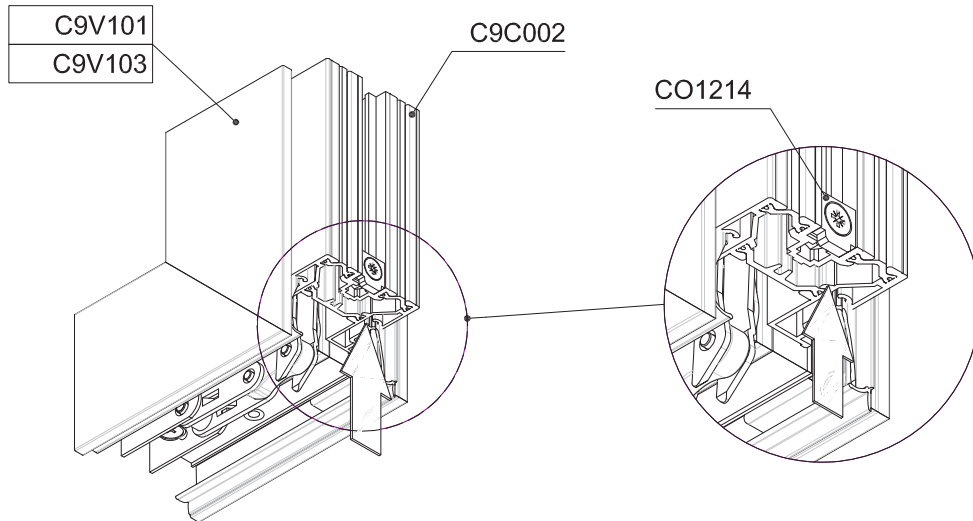
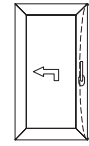


	Hv		A
	1907 - 2247	ZB0094	1585
	2248 - 2547	ZB0095	1885
	2548 - 2847	ZB0096	2185
	1310 - 1947	ZB0093	985

C160S-ASS-2255

4 Ante (schema C/F)

ASSEMBLAGGIO TAPPO DI TENUTA INFERIORE

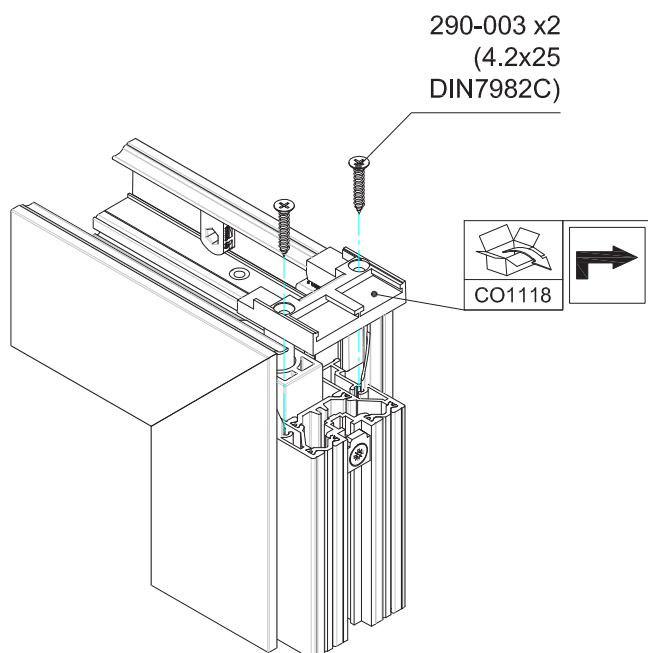
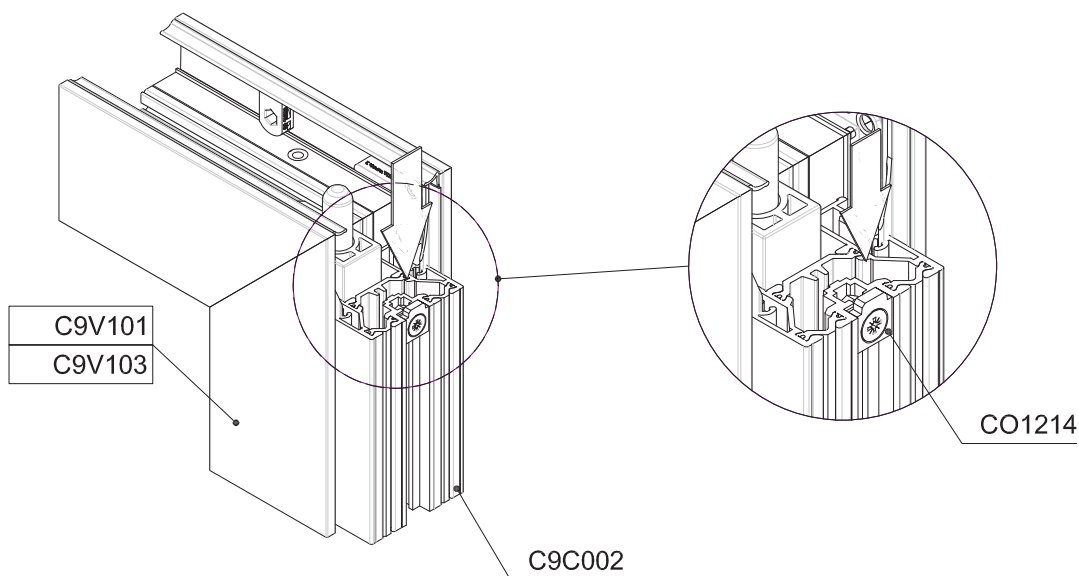
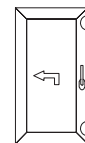


290-003 x2
(4.2x25
DIN7982C)

 C160S-ASS-2245

4 Ante (schema C/F)

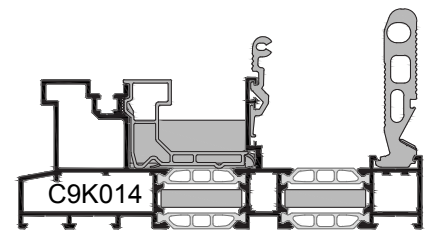
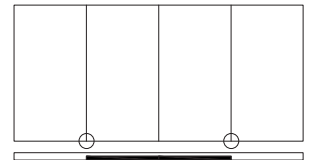
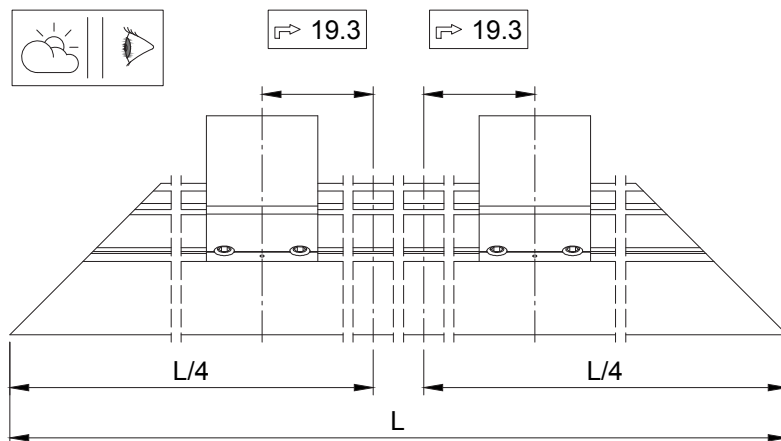
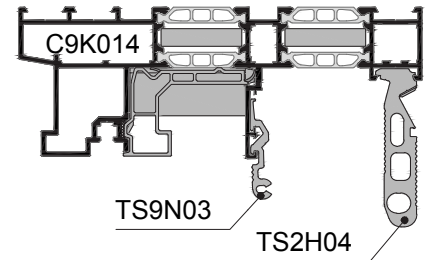
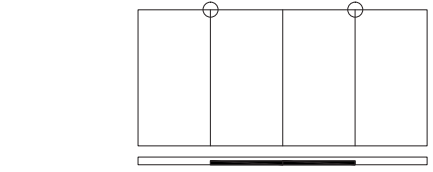
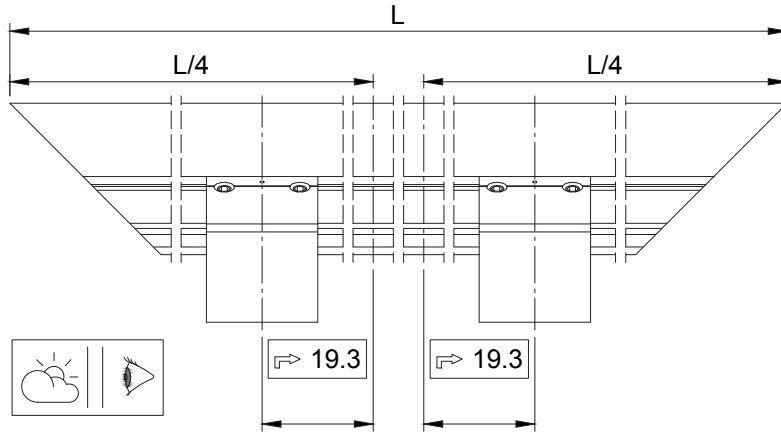
ASSEMBLAGGIO TAPPO DI TENUTA SUPERIORE



 C160S-ASS-2246

4 Ante (schema C/F)

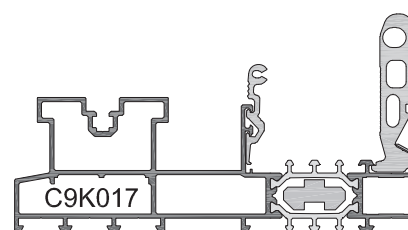
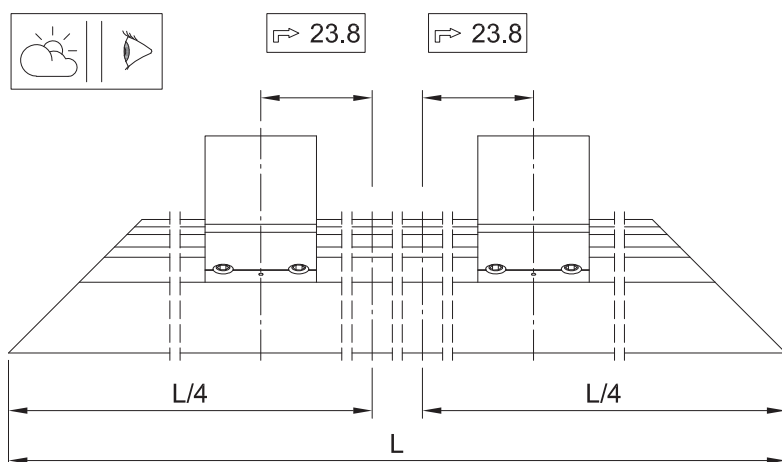
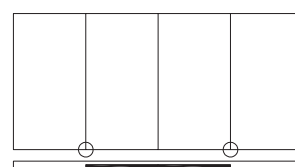
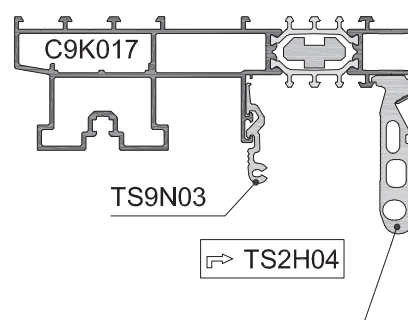
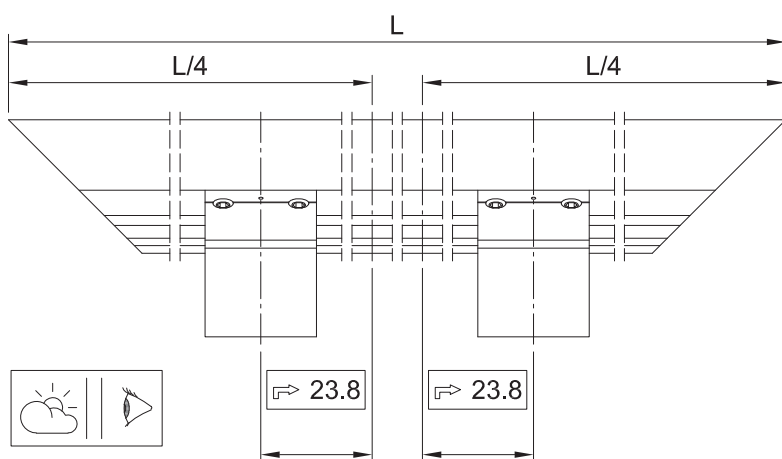
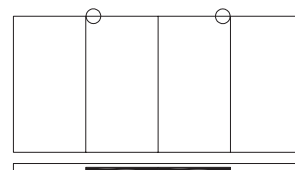
1 BINARIO - CAVALLOTTO NEL TELAIO C9K014



 C160S-ASS-2247

4 Ante (schema C/F)

1 BINARIO - CAVALLOTTO NEL TELAIO C9K017



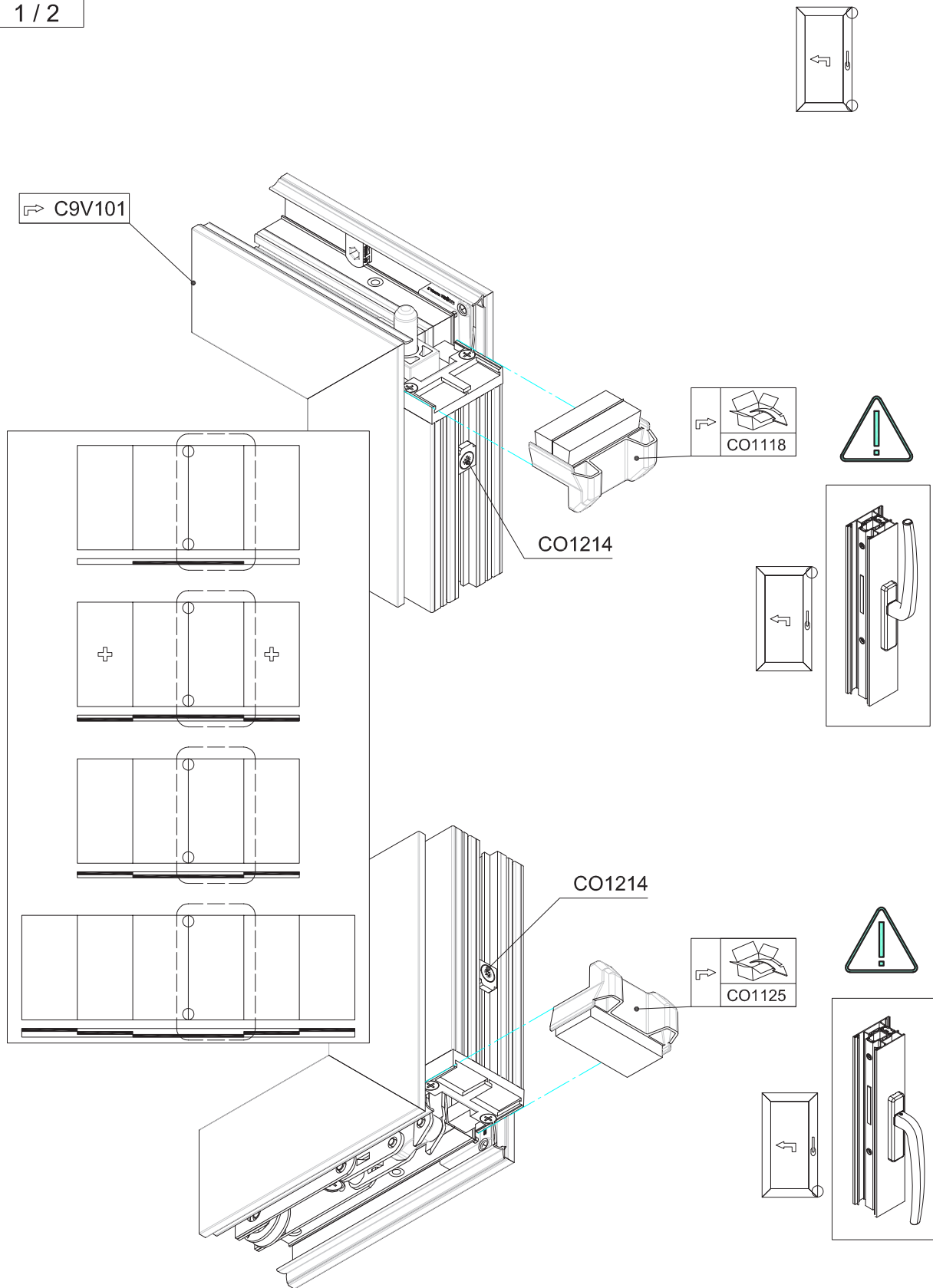
L - Ferramenta e disegni assemblaggio

 C160S-ASS-2249

4 Ante (schema C/F)

ASSEMBLAGGIO DEI TAPPI DI TENUTA - ALZANTE SCORREVOLE

1 / 2

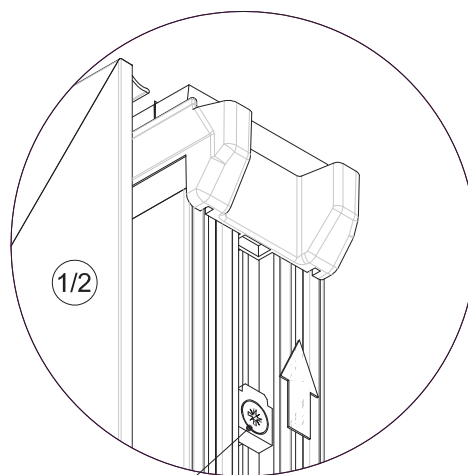
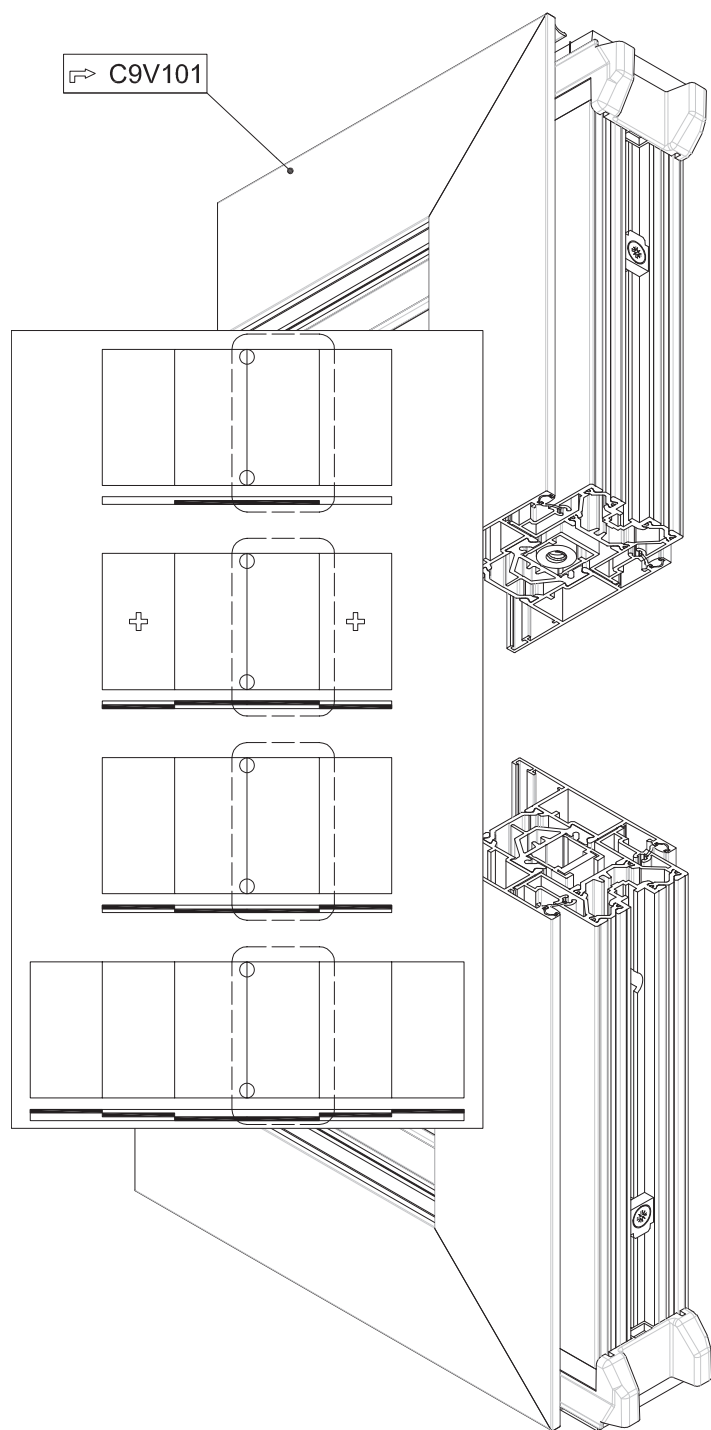
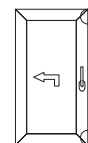


 C160S-ASS-2251
Dopo che l'anta è stata inserita nel telaio.

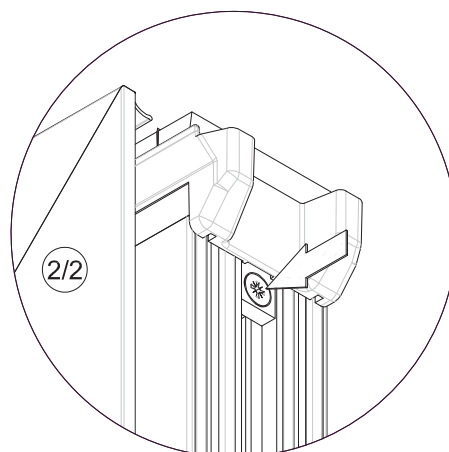
4 Ante (schema C/F)

ANCORAGGIO GUARNIZIONE SU ANTA SECONDARIA

2 / 2



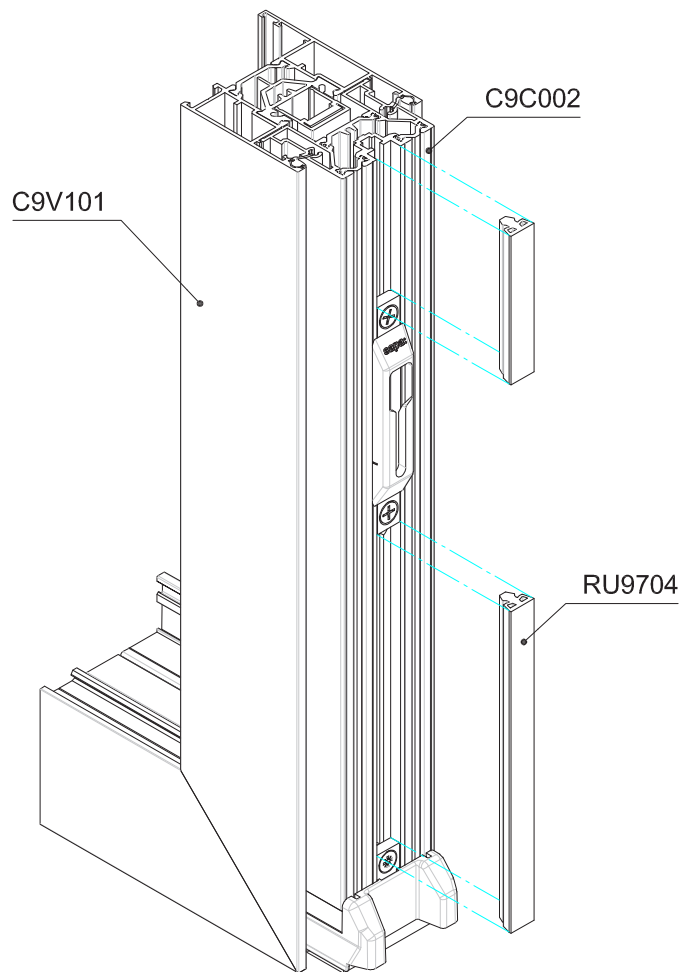
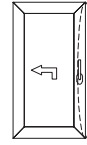
CO1214



 C160S-ASS-2252

4 Ante (schema C/F)

ASSEMBLAGGIO GUARNIZIONE DI FINITURA RU9704 SU ANTA SECONDARIA



 C160S-ASS-2253

I riscontri dei punti di chiusura devono essere accuratamente posizionati nel telaio, prima di questo passaggio

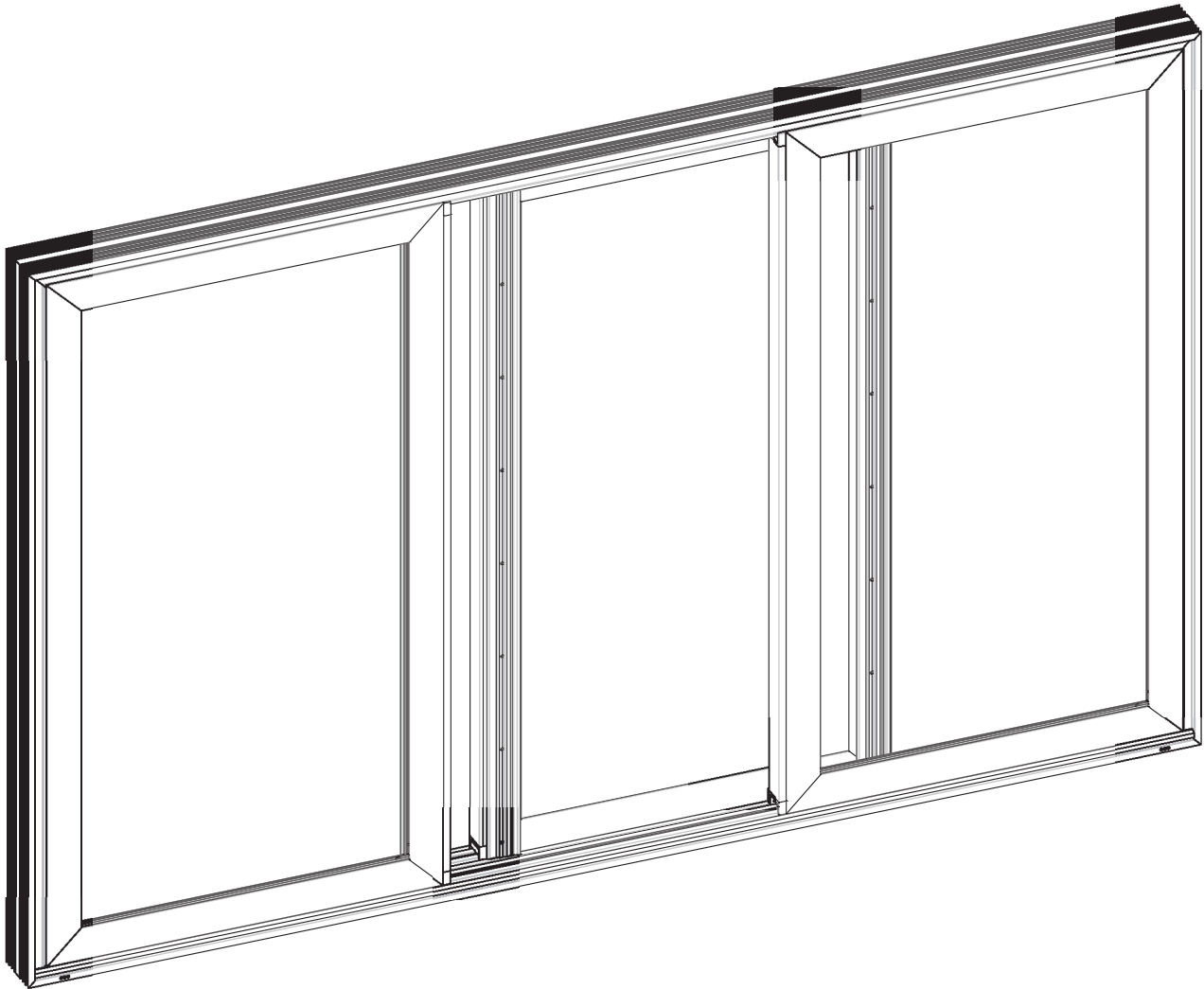
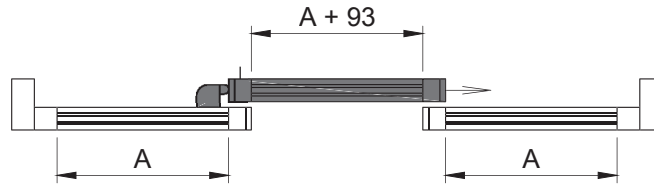
Fisso - apribile - fisso (schema G)

Panoramica assemblaggio	L291
Panoramica drenaggio telaio C9K024 + Profilato di isolamento KU2028	L292
Telaio di drenaggio telaio C9K024 - J (Opzione 1/2)	L293
Telaio di drenaggio telaio C9K024 - J (Opzione 2/2)	L294
Telaio di drenaggio C9K024 - H	L295
Telaio di drenaggio C9K024 - B	L296
Telaio di drenaggio C9K024 - A	L297
Telaio di drenaggio C9K024 - G	L298
Telaio di drenaggio C9K024 - M	L299
Drenaggio profilato di isolamento KU2028 - K1	L300
Drenaggio profilato di isolamento KU2028 - K2	L301
Drenaggio profilato di isolamento KU2028 - K3	L302
Assemblaggio valvola VS0107 e profilato di isolamento KU2028 su telaio C9K024 - Inferiore	L303
Assemblaggio profilo KU2054	L304
Panoramica ferramenta - Alzante scorrevole	L306
Ferramenta lato anta primaria	L307
Ferramenta lato anta primaria - Assemblaggio del paracolpi SV9002	L308
Ferramenta lato anta primaria - Assemblaggio del paracolpi SV9003	L309
Assemblaggio CO1217 - CO1218	L310
Principi di base dell'ancoraggio del telaio	L311
Ancoraggio del telaio con profilo di finitura Z9A066/Z9A069	L312
Direttive di montaggio generali per viti e clip	L313

Domal C160 Smartline

Fisso - apribile - fisso (schema G)

PANORAMICA ASSEMBLAGGIO



 C160-ASS-1836

domal 

Settembre 2019

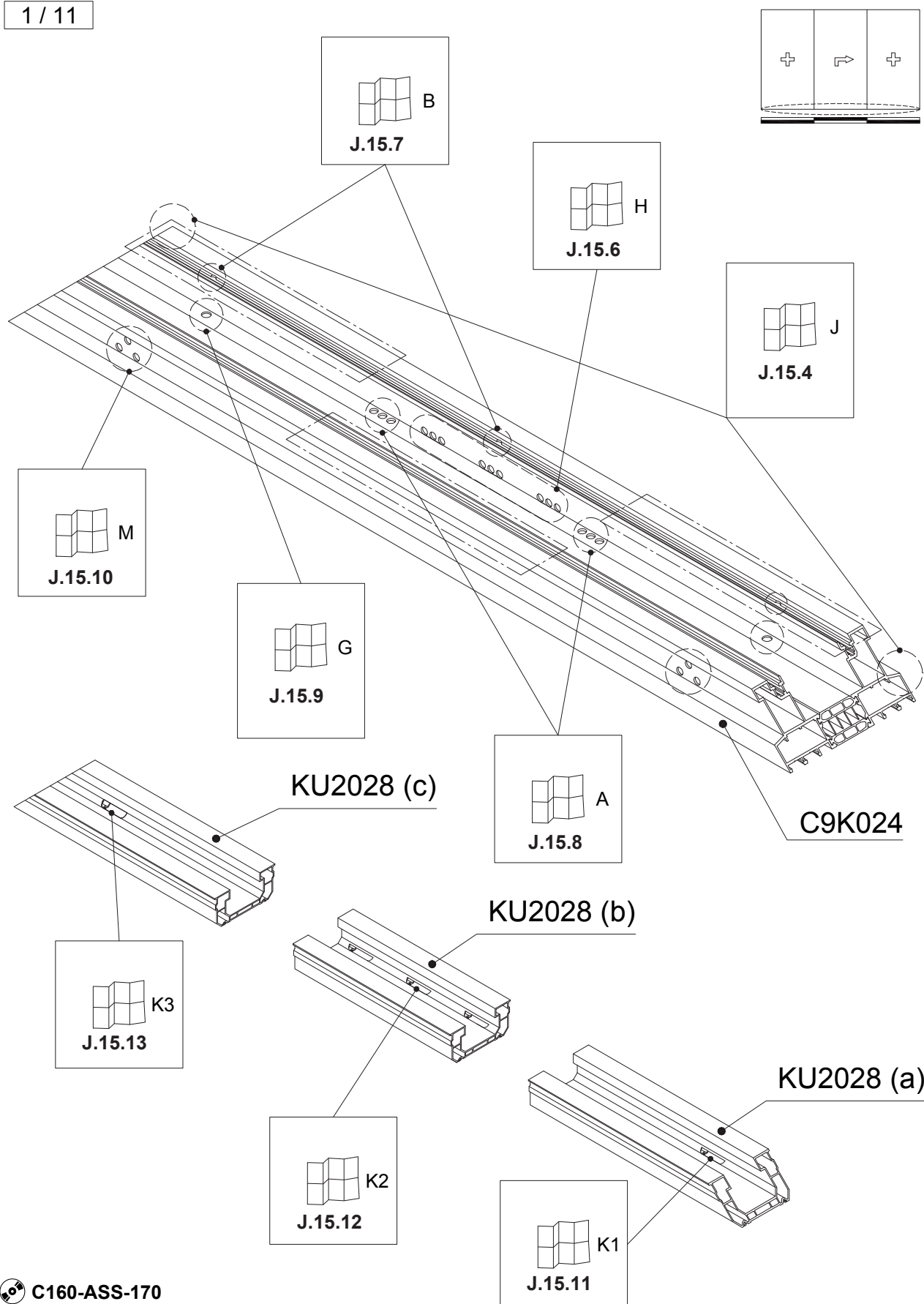
L - Ferramenta e disegni assemblaggio

L291

Fisso - apribile - fisso (schema G)

PANORAMICA DRENAGGIO TELAIO C9K024 + PROFILATO DI ISOLAMENTO KU2028

1 / 11



 **C160-ASS-170**

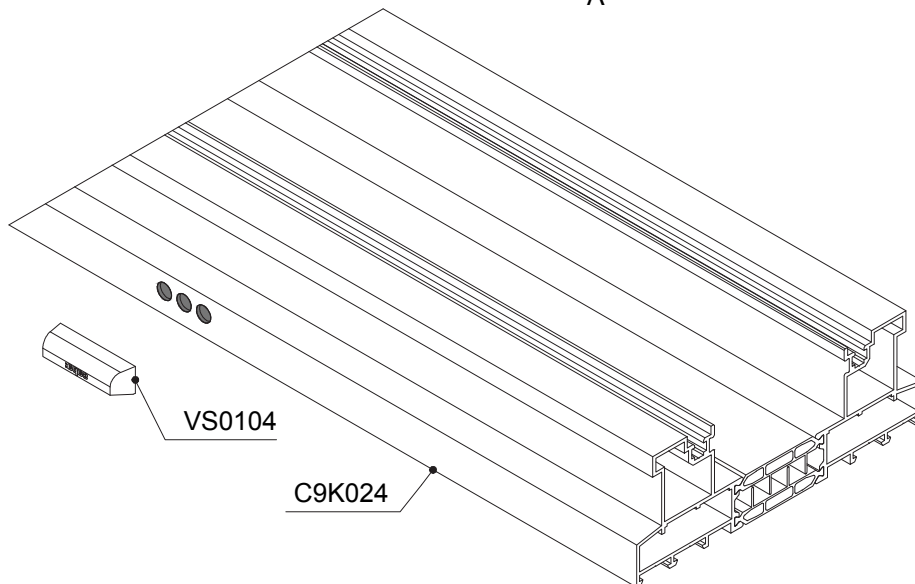
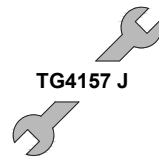

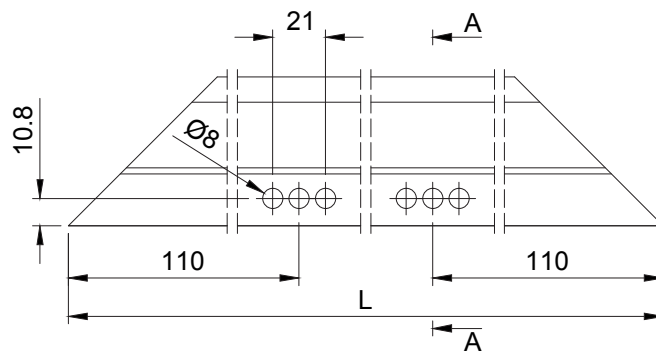
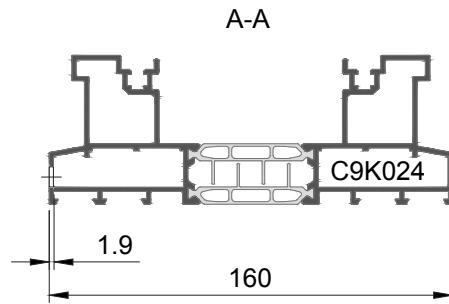
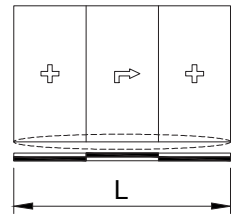
Per questa soluzione, l'anta mobile ha fori di ventilazione più ampi rispetto alle ante fisse.

L - Ferramenta e disegni assemblaggio

Fisso - apribile - fisso (schema G)

TELAIO DI DRENAGGIO C9K024 - J (OPZIONE 1/2)

2 / 11

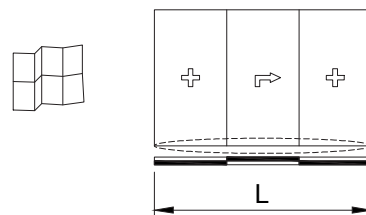


 C160-ASS-1705

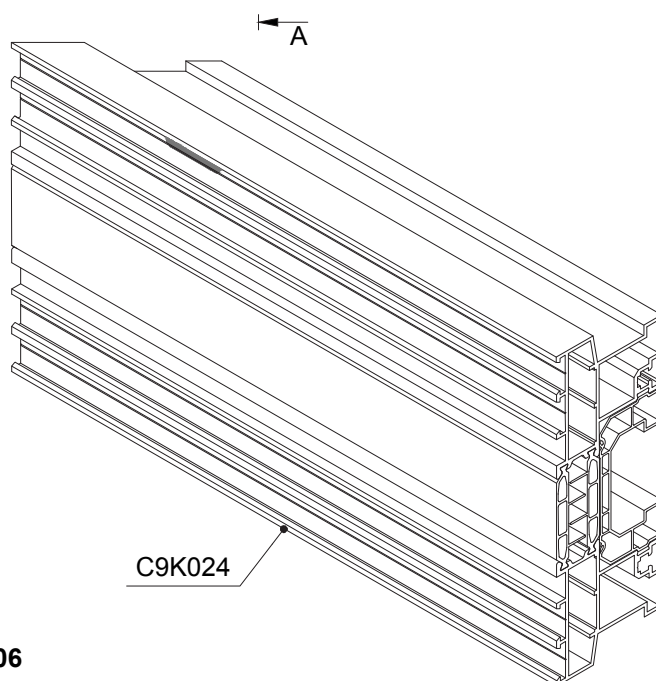
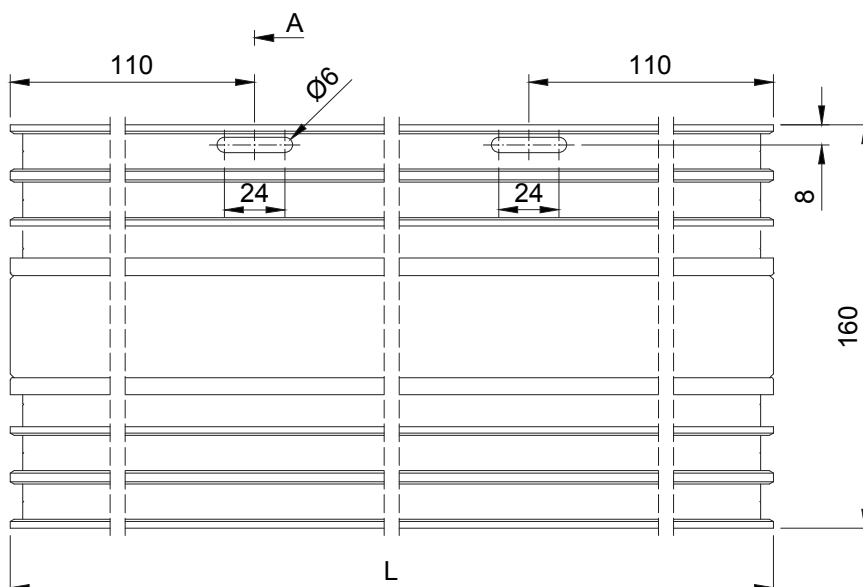
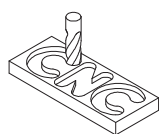
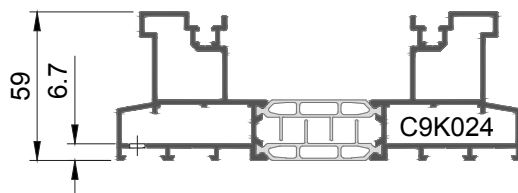
Fisso - apribile - fisso (schema G)


TELAIO DI DRENAGGIO C9K024 - J (OPZIONE 2/2)

3 / 11



A-A

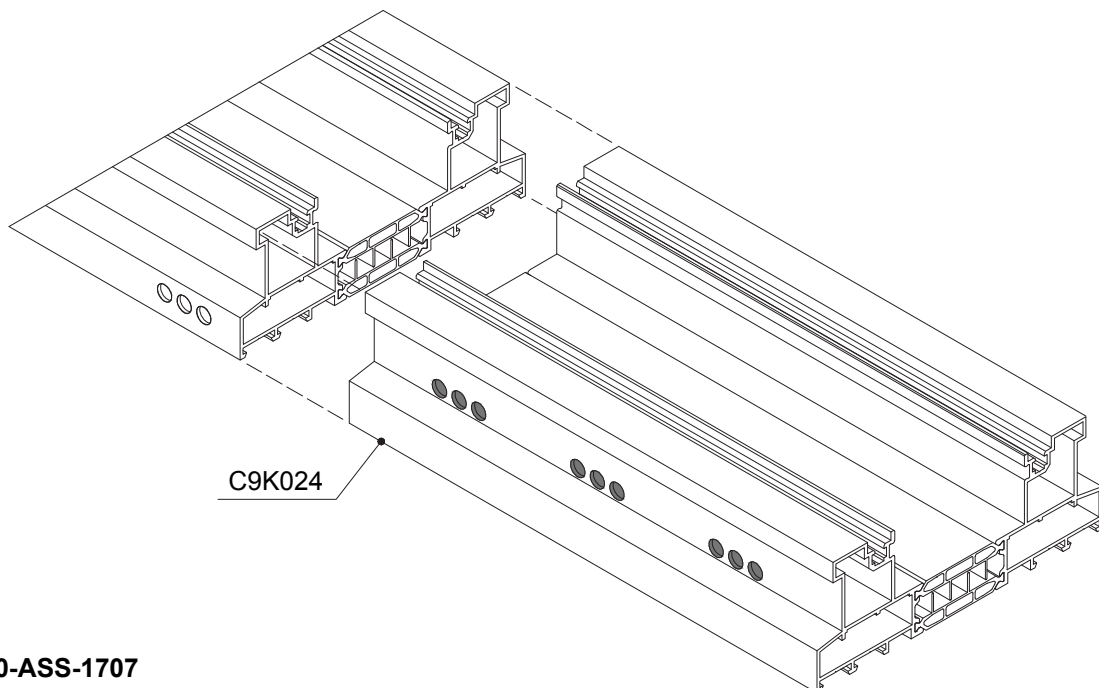
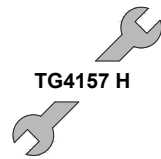

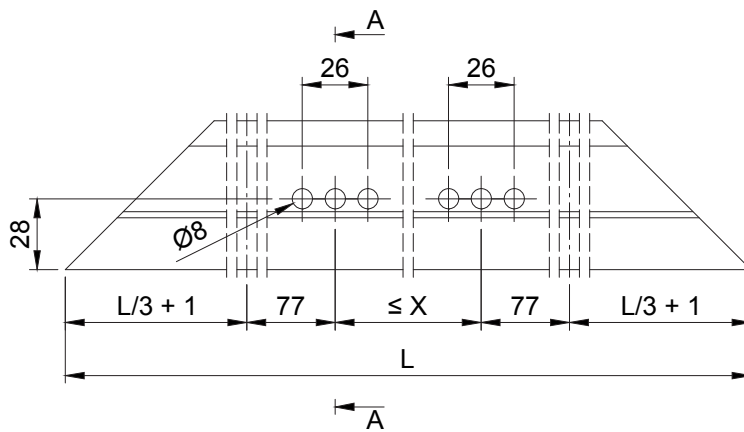
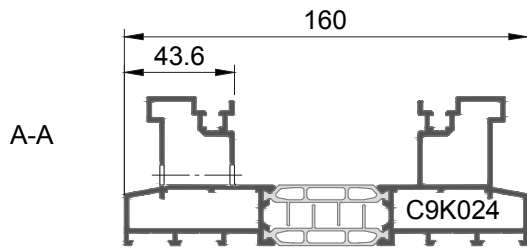
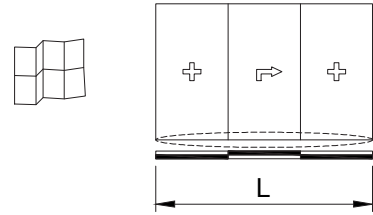


 C160-ASS-1706

Fisso - apribile - fisso (schema G)

TELAIO DI DRENAGGIO C9K024 - H

4 / 11

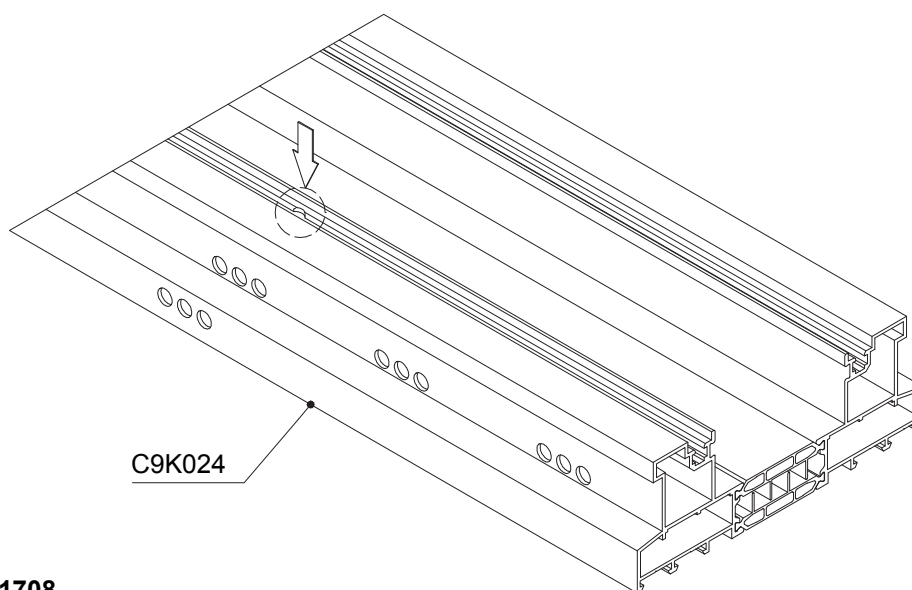
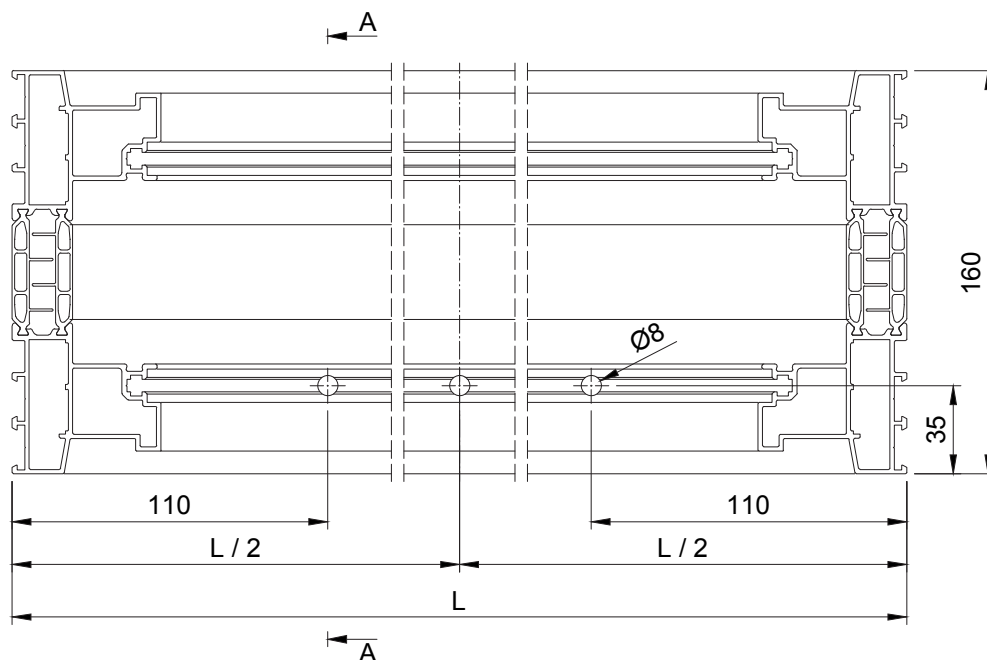
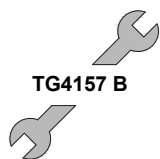
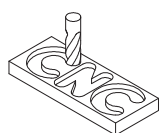
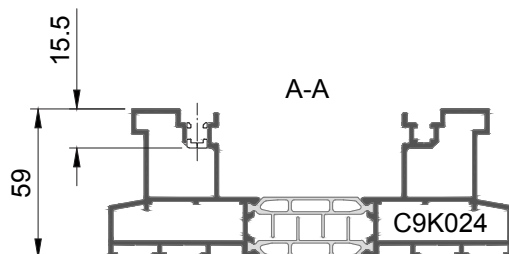
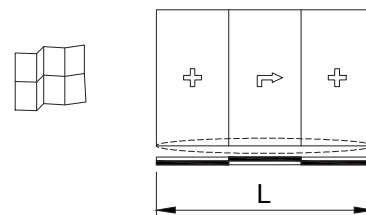



 C160-ASS-1707

Fisso - apribile - fisso (schema G)

TELAIO DI DRENAGGIO C9K024 - B

5 / 11

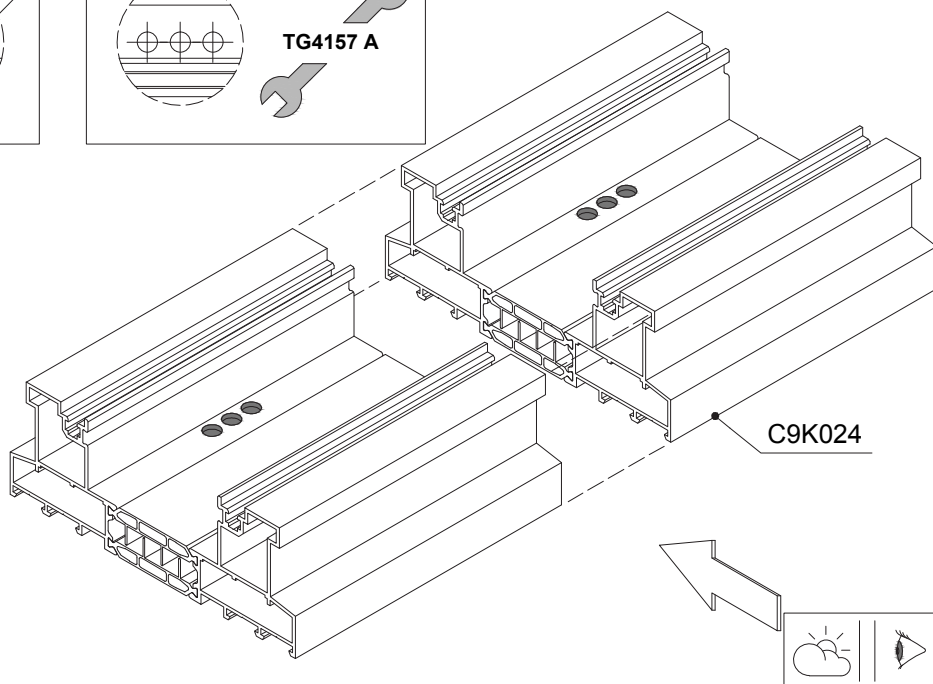
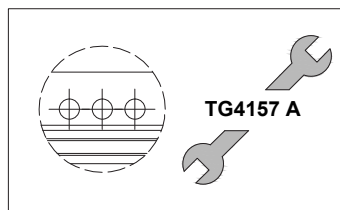
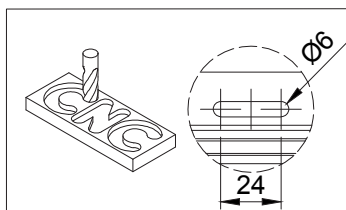
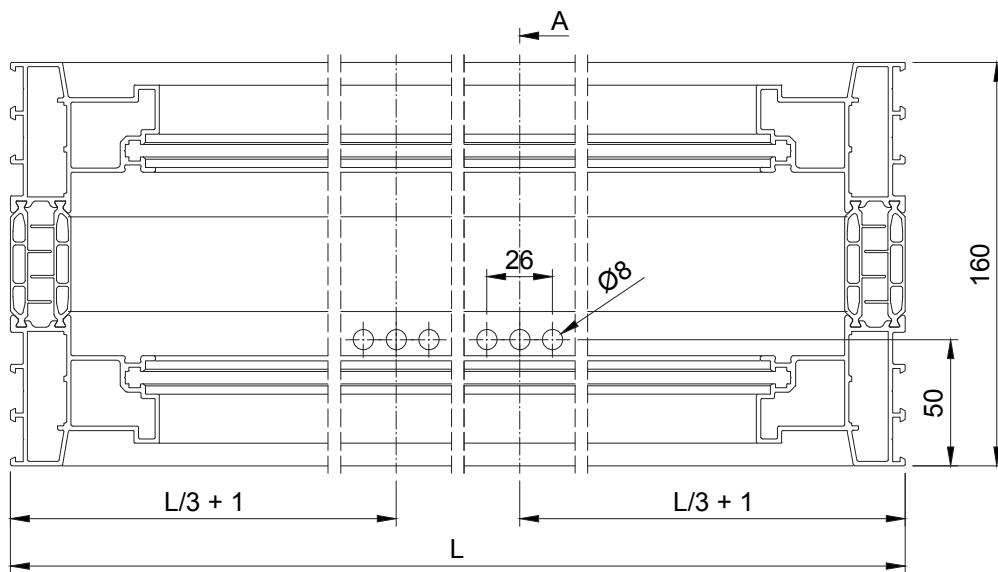
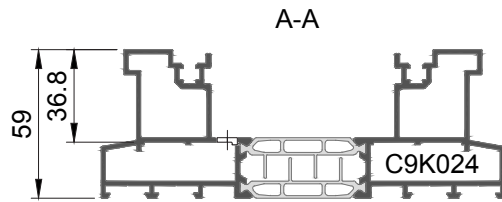
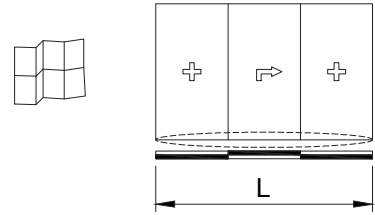


 C160-ASS-1708

Fisso - apribile - fisso (schema G)

TELAIO DI DRENAGGIO C9K024 - A

6 / 11

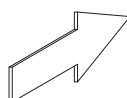
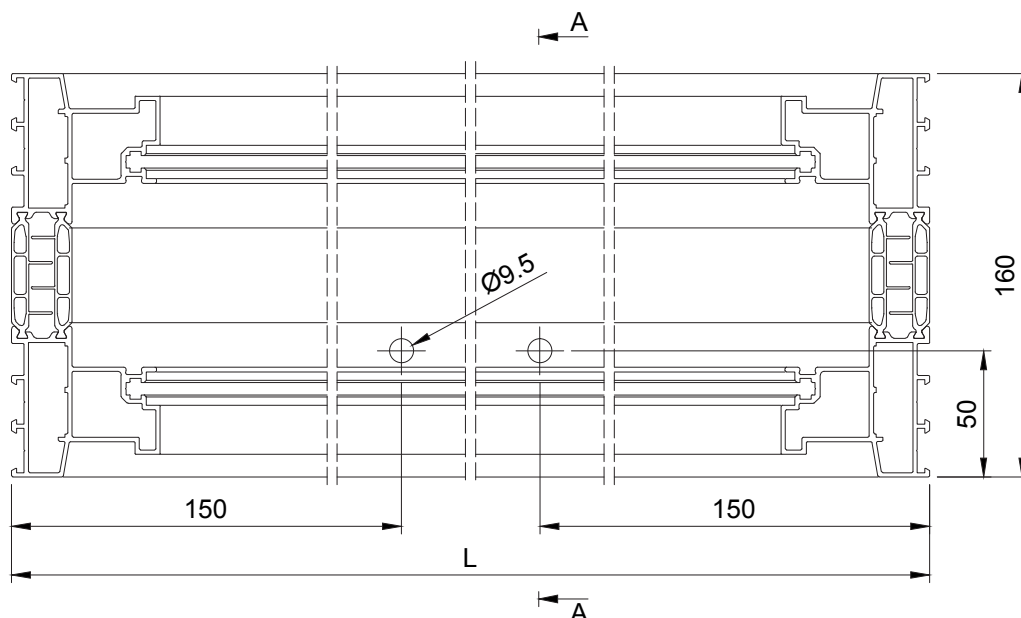
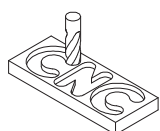
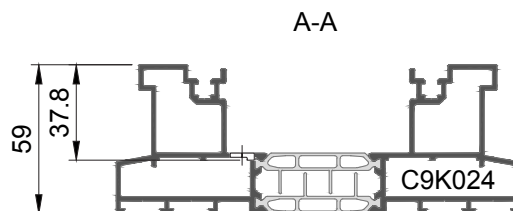
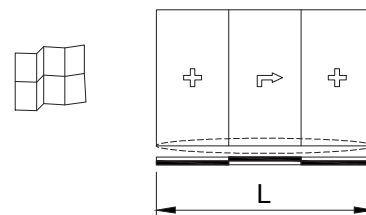


 C160-ASS-1709


Fisso - apribile - fisso (schema G)

TELAIO DI DRENAGGIO C9K024 - G

7 / 11



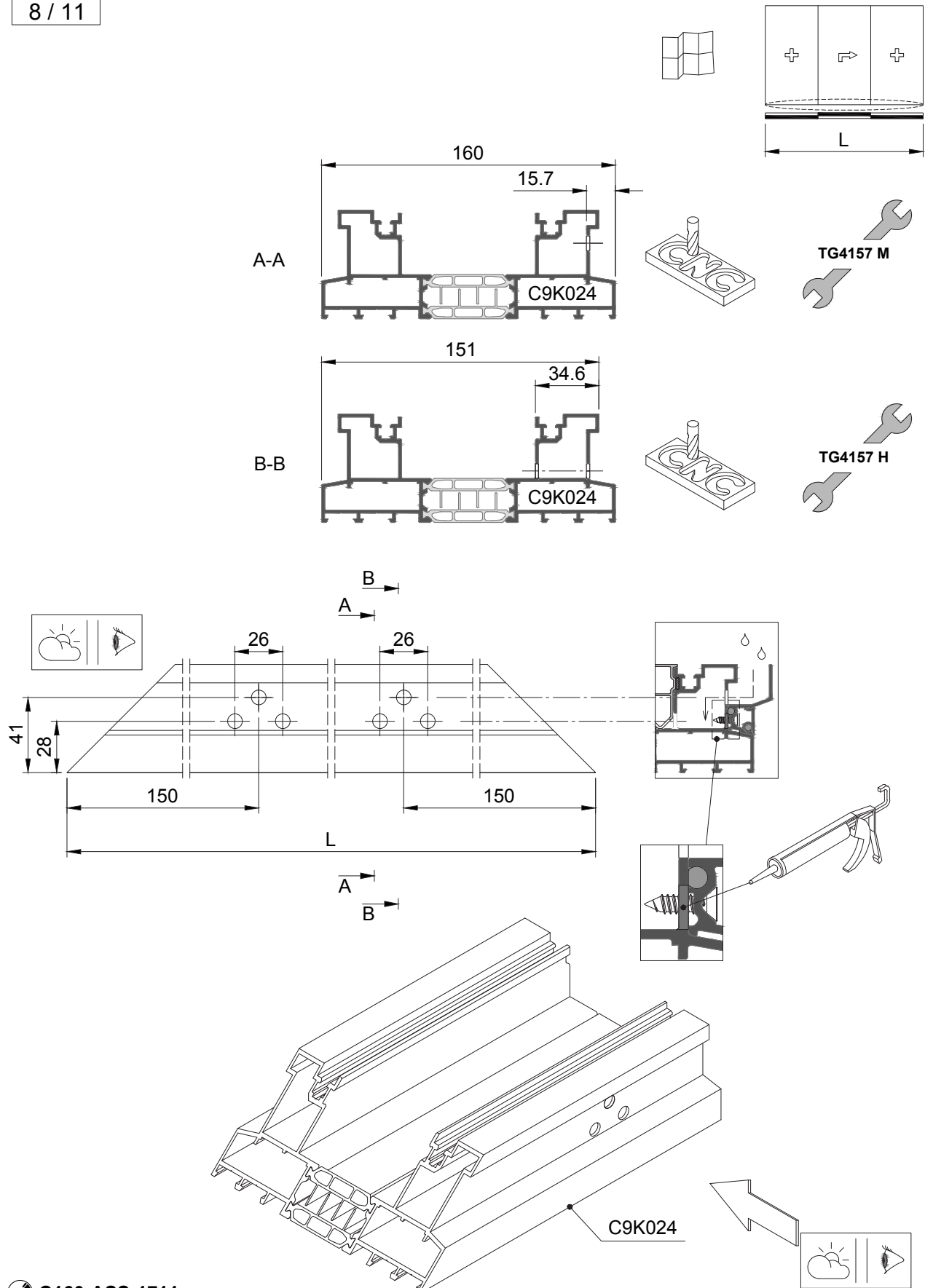
C9K024

 C160-ASS-1710

Fisso - apribile - fisso (schema G)

TELAIO DI DRENAGGIO C9K024 - M

8 / 11

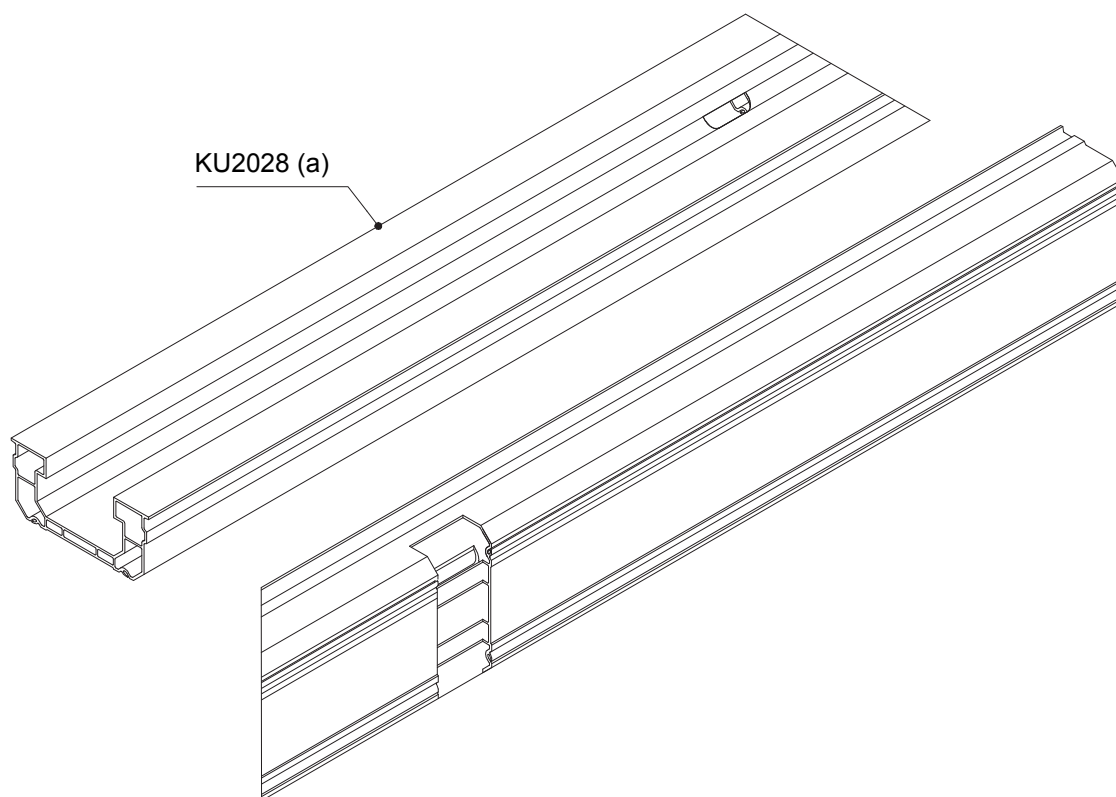
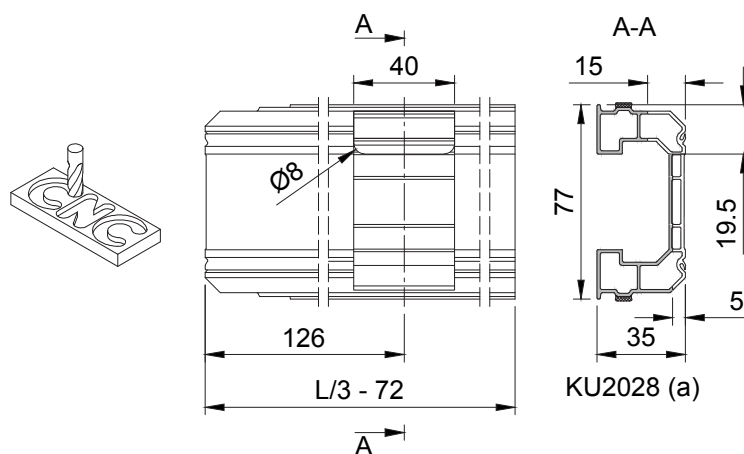
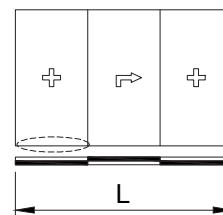



C160-ASS-1711

Fisso - apribile - fisso (schema G)

DRENAGGIO PROFILATO DI ISOLAMENTO KU2028 - K1

9 / 11

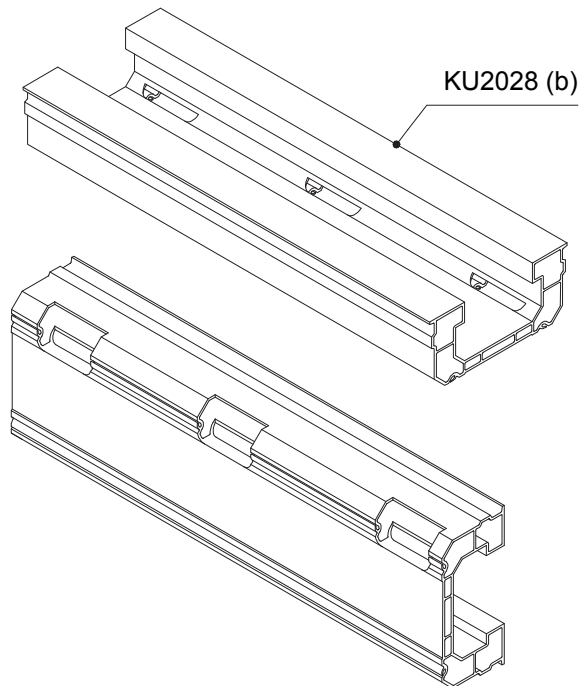
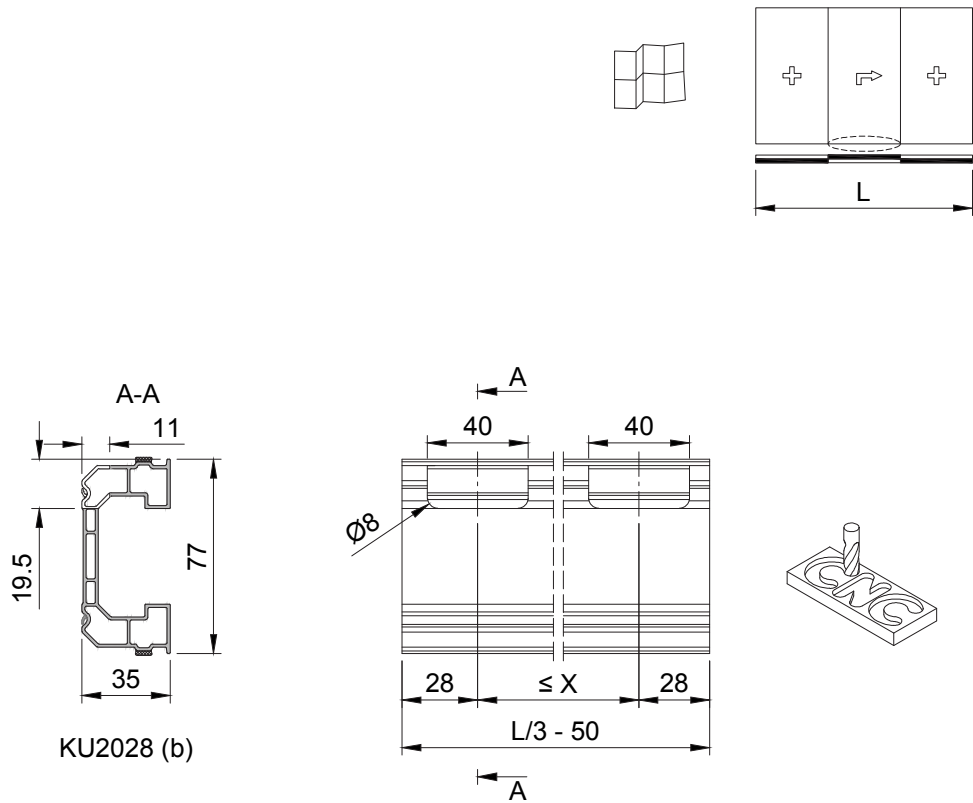


 C160-ASS-1734

Fisso - apribile - fisso (schema G)

DRENAGGIO PROFILATO DI ISOLAMENTO KU2028 - K2

10 / 11

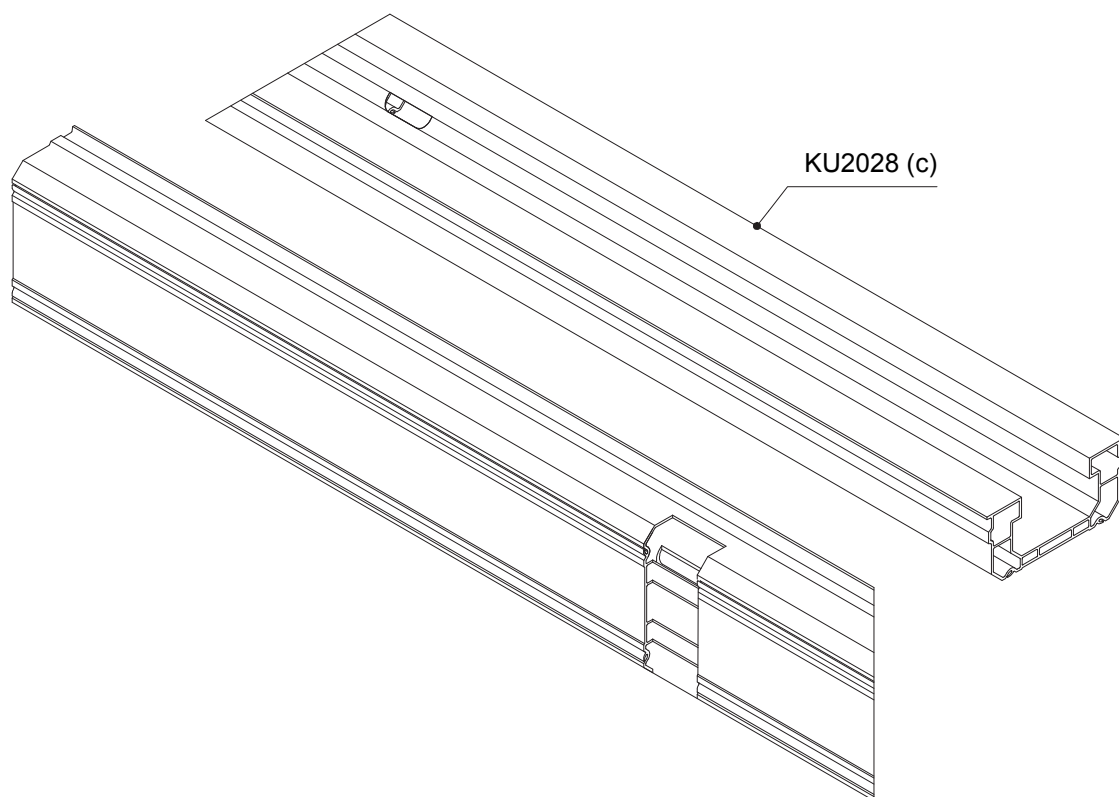

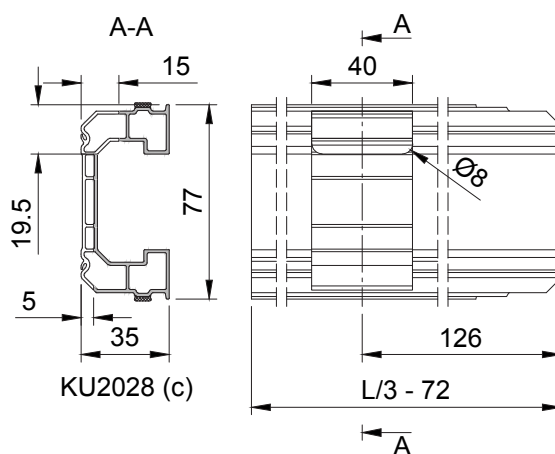
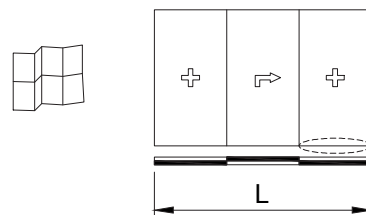



 C160-ASS-1712

Fisso - apribile - fisso (schema G)

DRENAGGIO PROFILATO DI ISOLAMENTO KU2028 - K3

11 / 11

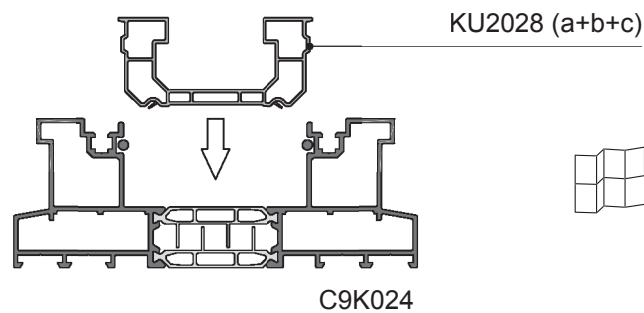
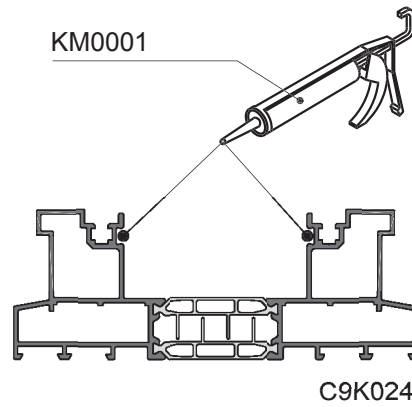
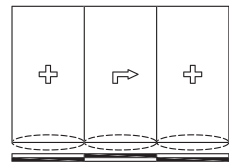
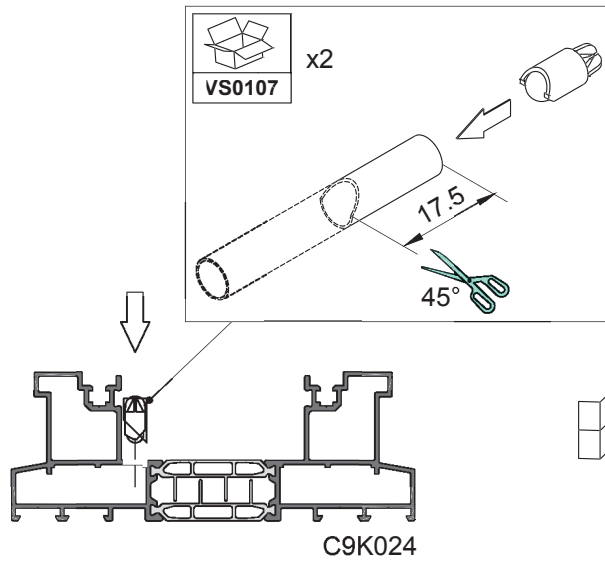
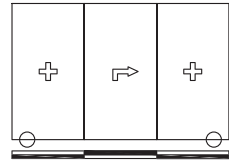


 C160-ASS-1713

Fisso - apribile - fisso (schema G)

ASSEMBLAGGIO VALVOLA VS0107 E PROFILATO DI ISOLAMENTO KU2028 SU TELAIO C9K024 -

INFERIORE

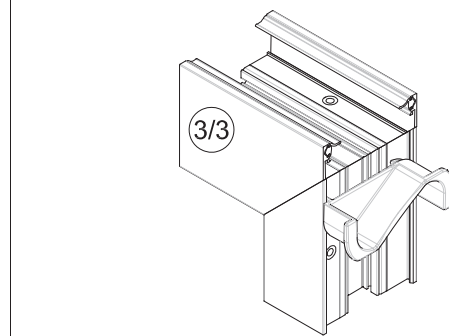
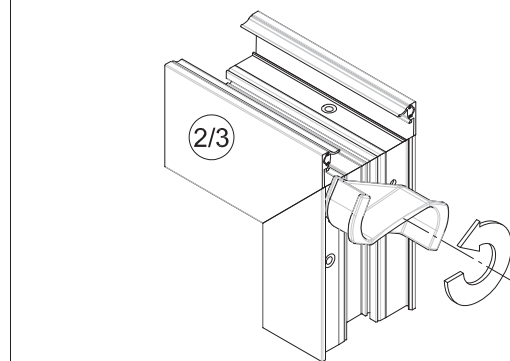
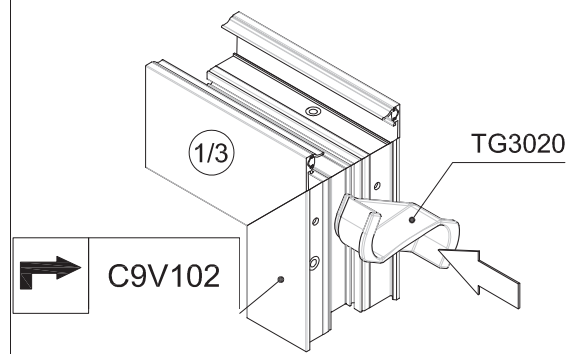
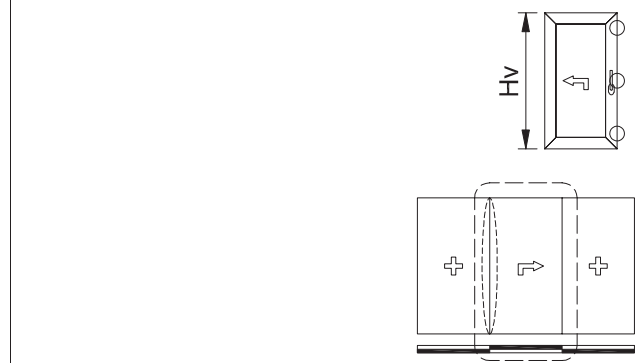
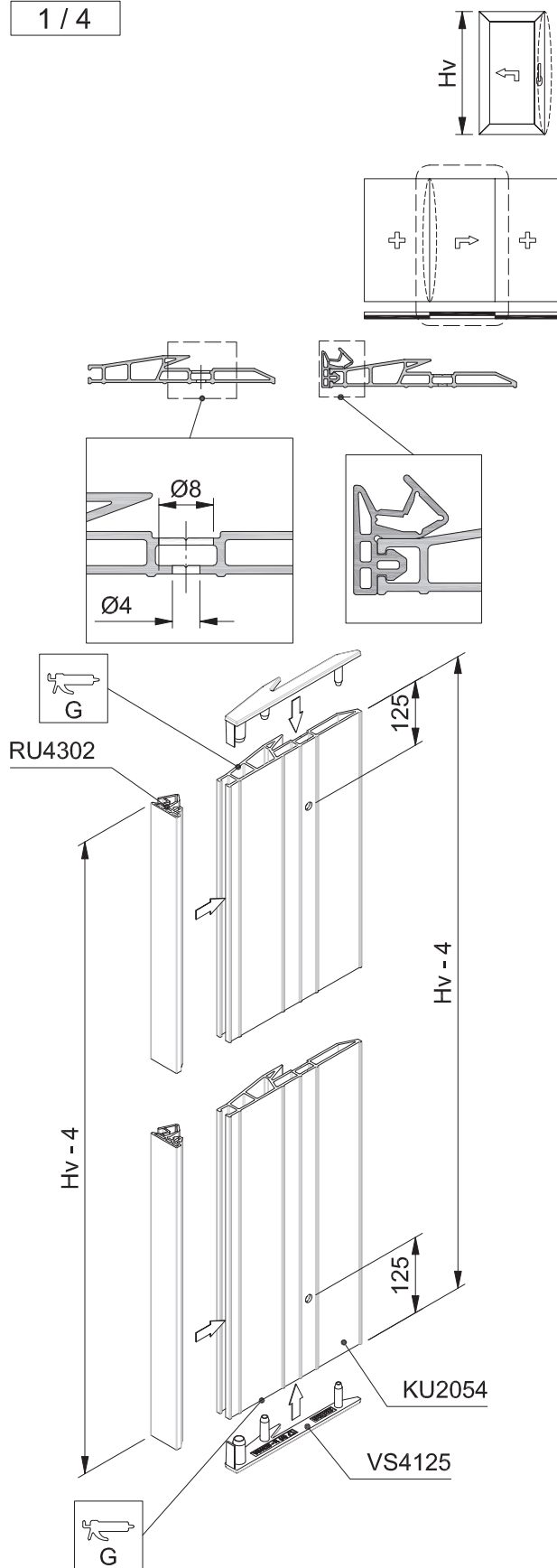


 C160-ASS-1714

Fisso - apribile - fisso (schema G)

ASSEMBLAGGIO PROFILO KU2054

1 / 4



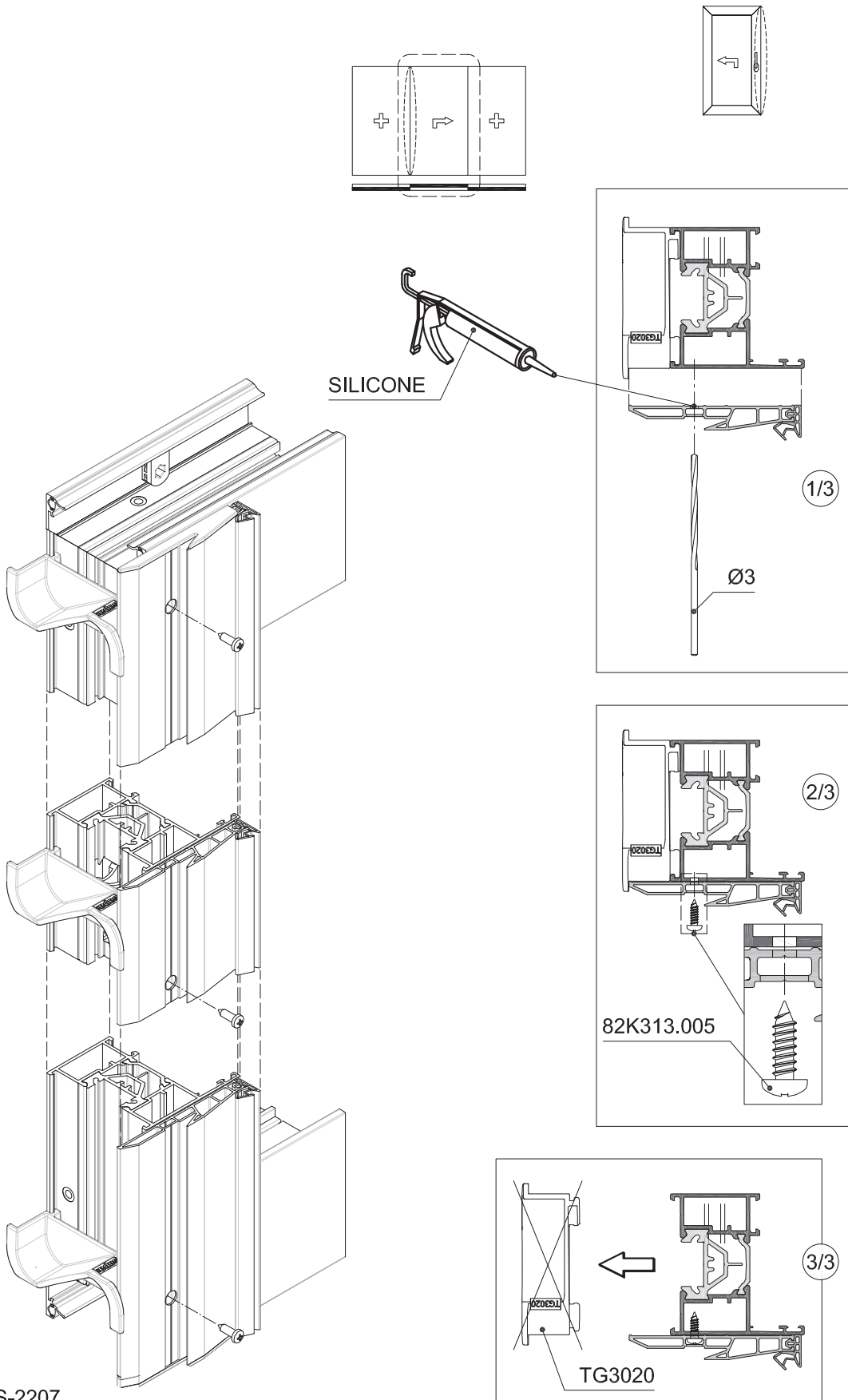
C160S-ASS-2206

L - Ferramenta e disegni assemblaggio

Fisso - apribile - fisso (schema G)

ASSEMBLAGGIO PROFILO KU2054

2 / 4



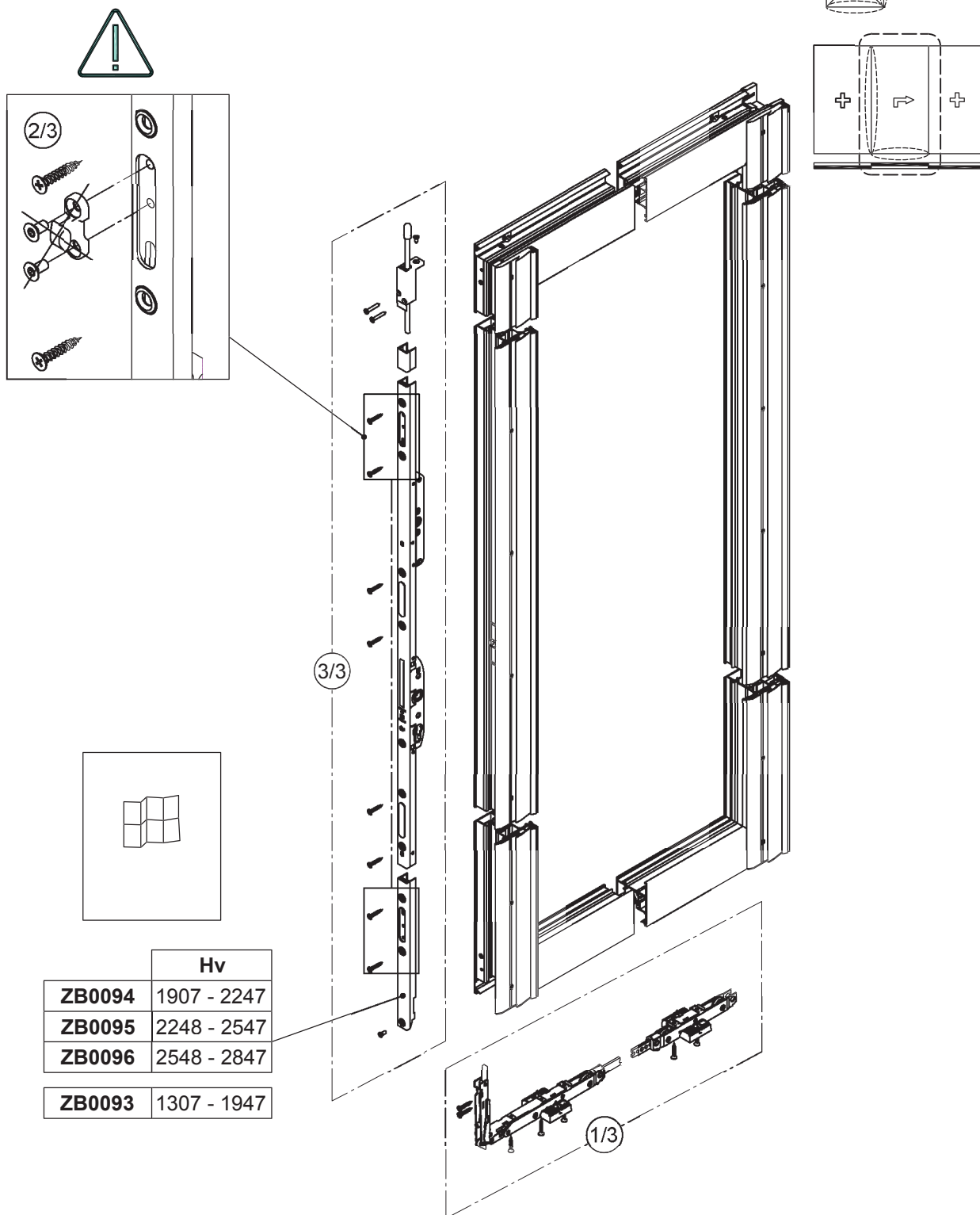
 C160S-ASS-2207

Usare le viti nere 82K313.005.

Fisso - apribile - fisso (schema G)

PANORAMICA FERRAMENTA - ALZANTE SCORREVOLE

3 / 4



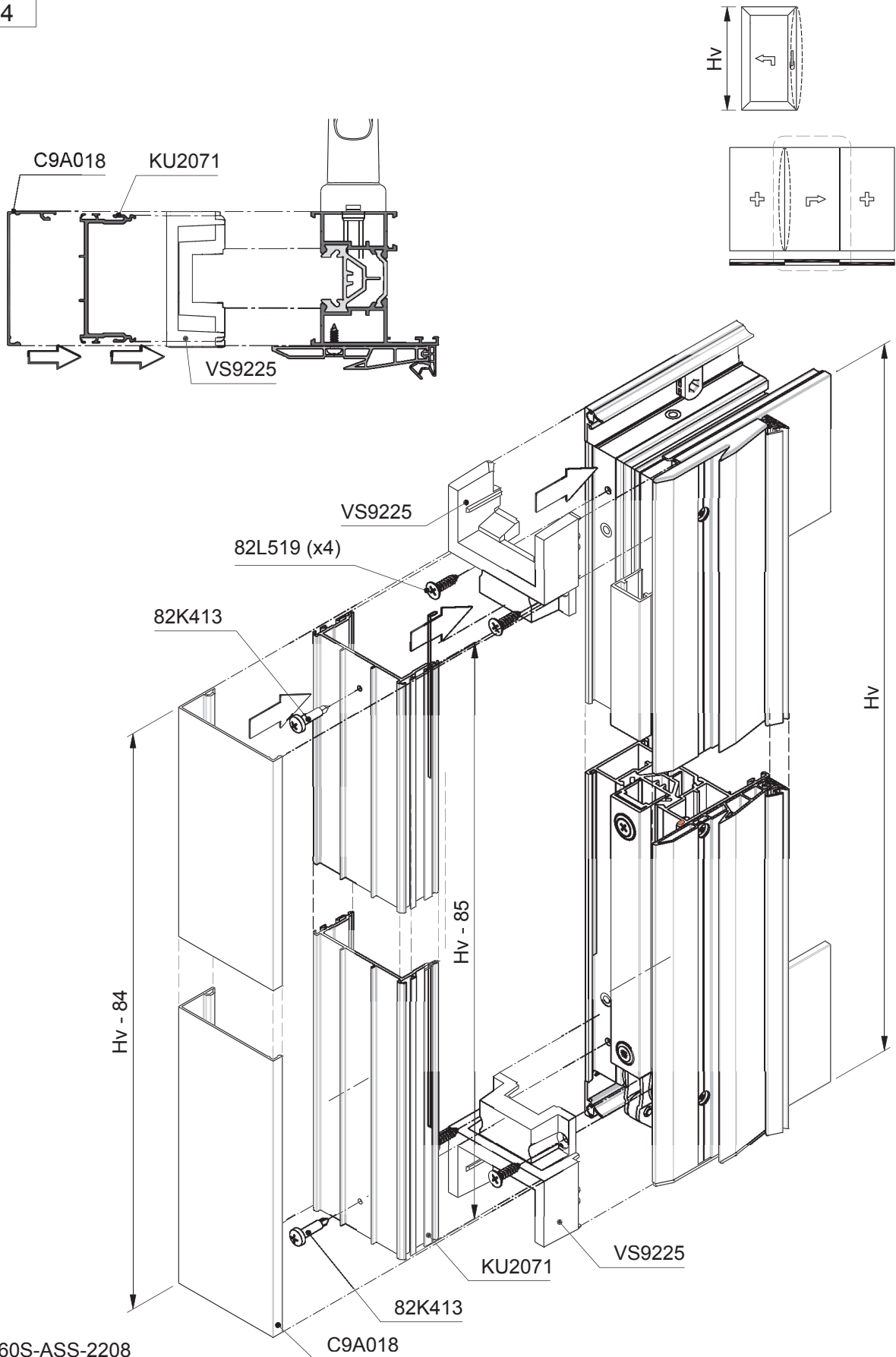
 C160S-ASS-2212

Domal C160 Smartline

Fisso - apribile - fisso (schema G)

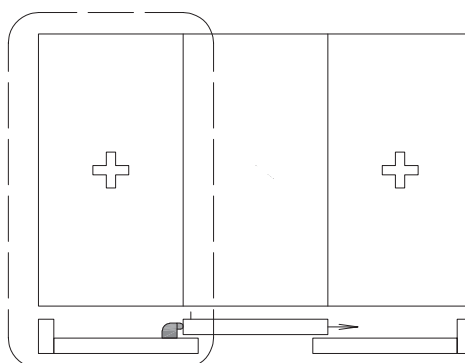
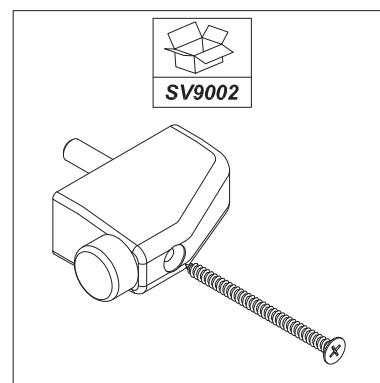
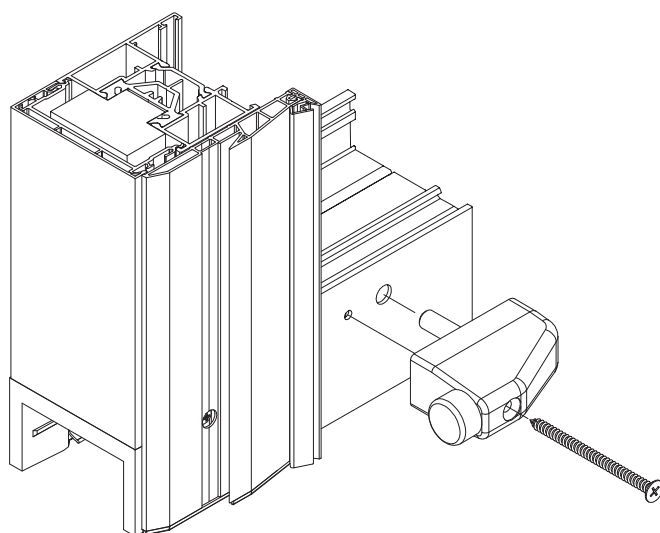
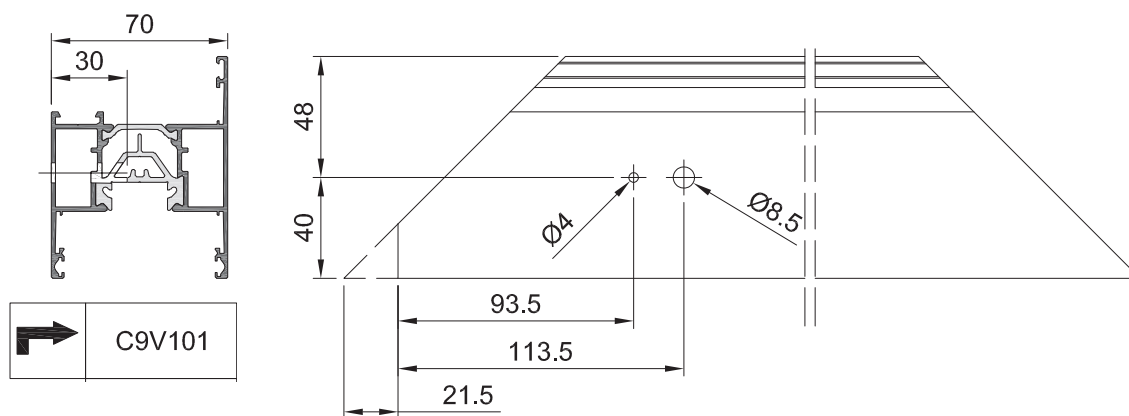
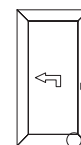
FERRAMENTA LATO ANTA PRIMARIA

4 / 4



C160S-ASS-2208

Fisso - apribile - fisso (schema G) FERRAMENTA LATO ANTA PRIMARIA - ASSEMBLAGGIO DEL PARACOLPI SV9002



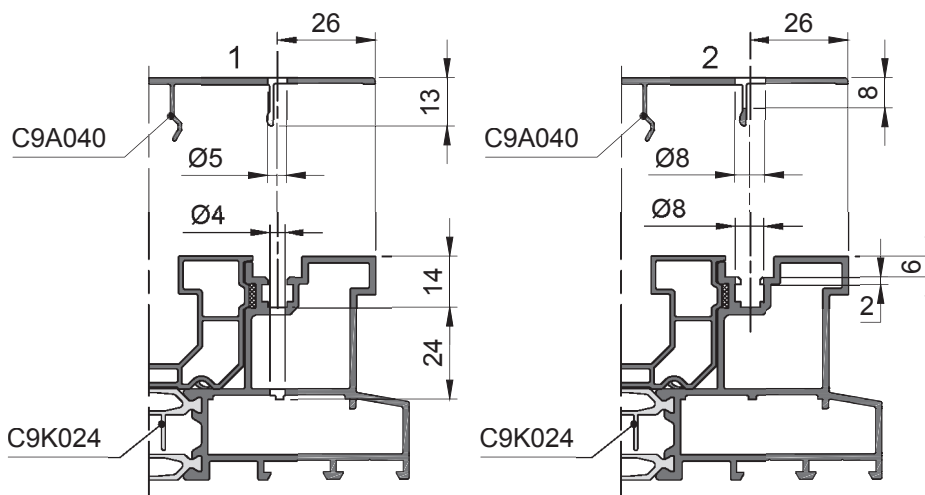
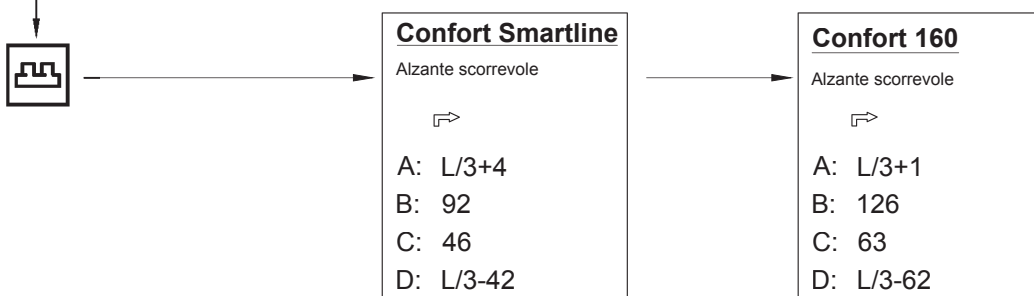
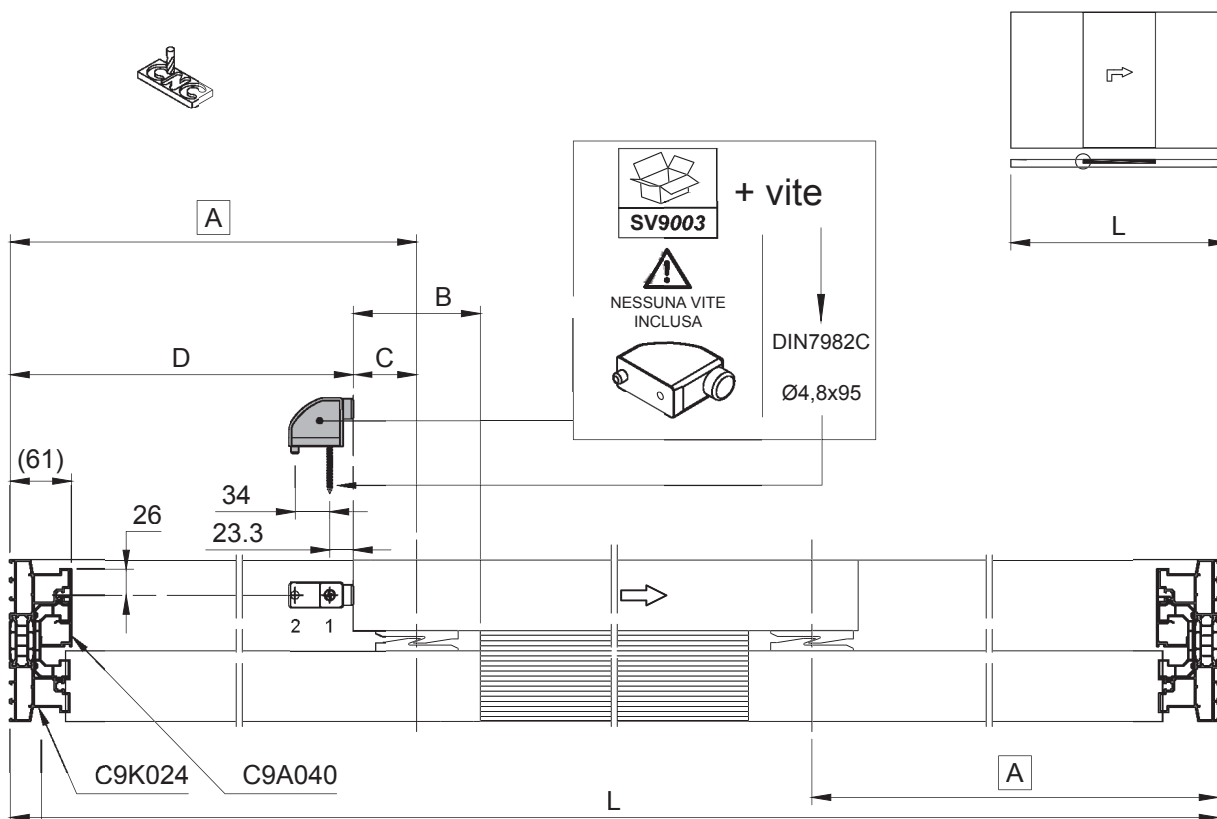
 C160S-ASS-2156

L - Ferramenta e disegni assemblaggio

Domal C160 Smartline

Fisso - apribile - fisso (schema G)

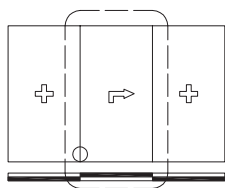
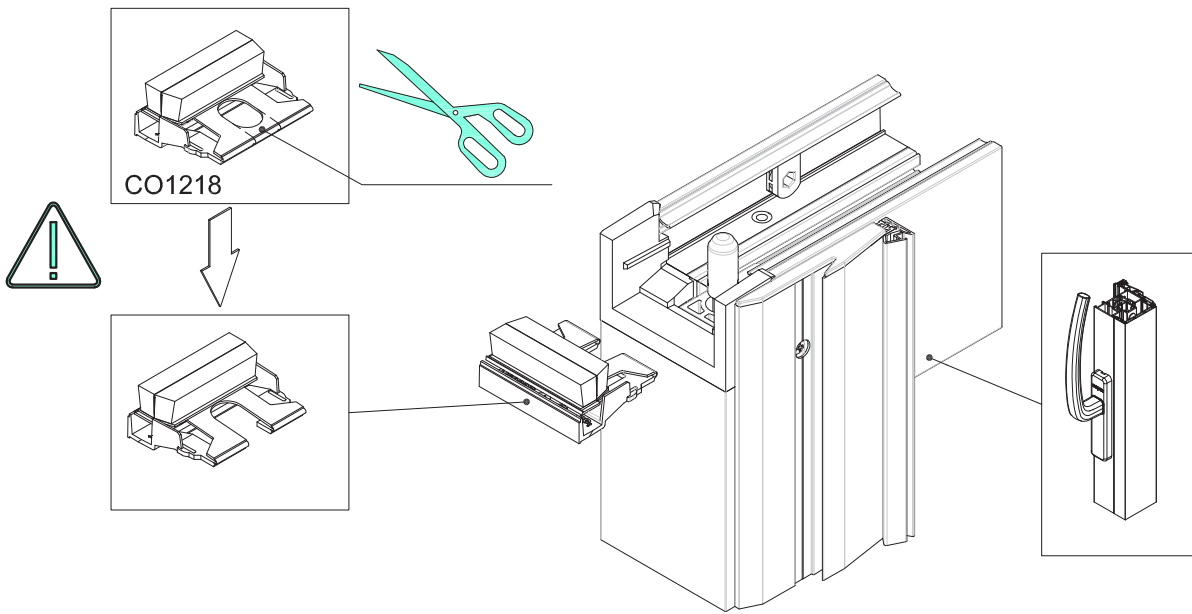
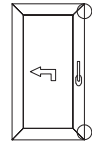
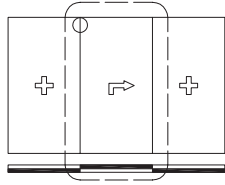
FERRAMENTA LATO ANTA PRIMARIA - ASSEMBLAGGIO DEL PARACOLPI SV9003



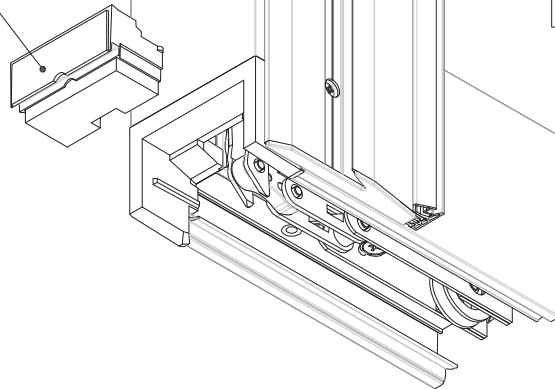
C160S-ASS-1740

Fisso - apribile - fisso (schema G)

ASSEMBLAGGIO CO1217-CO1218



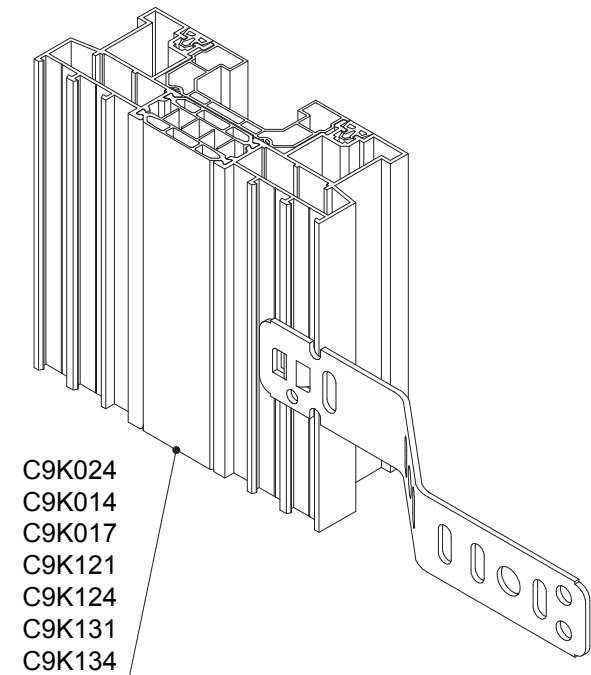
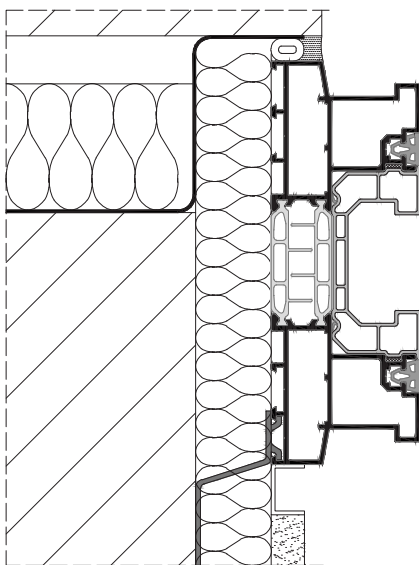
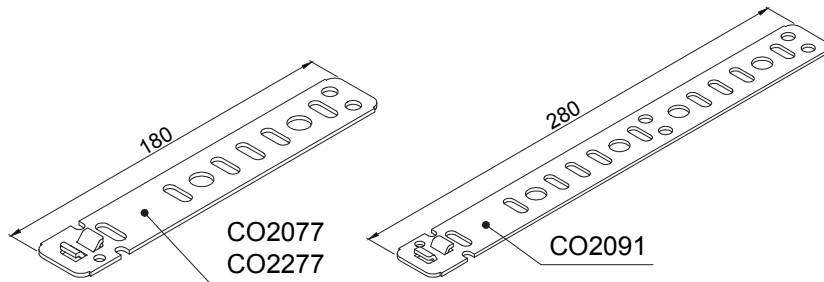
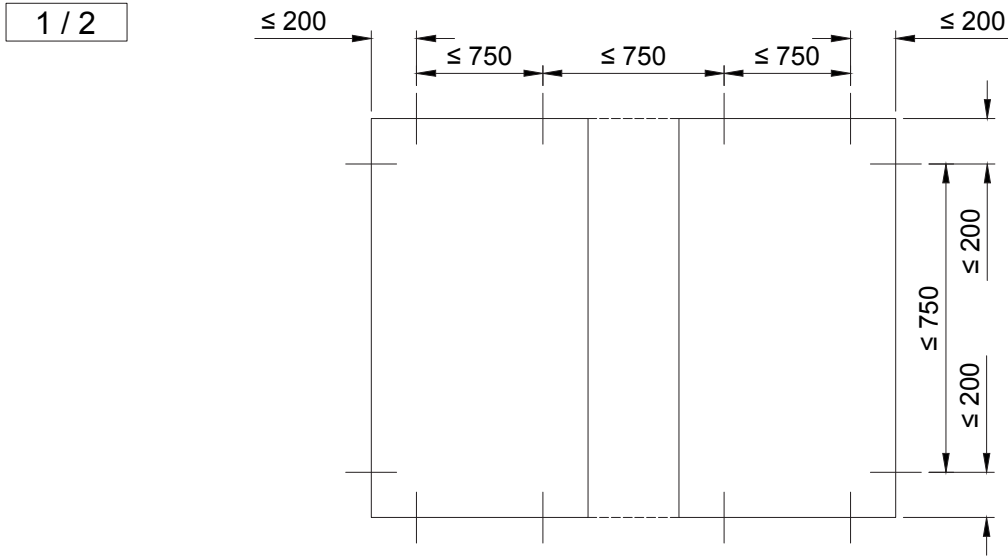
CO1217




 C160S-ASS-2209

Ancoraggio

PRINCIPI DI BASE DELL'ANCORAGGIO DEL TELAIO

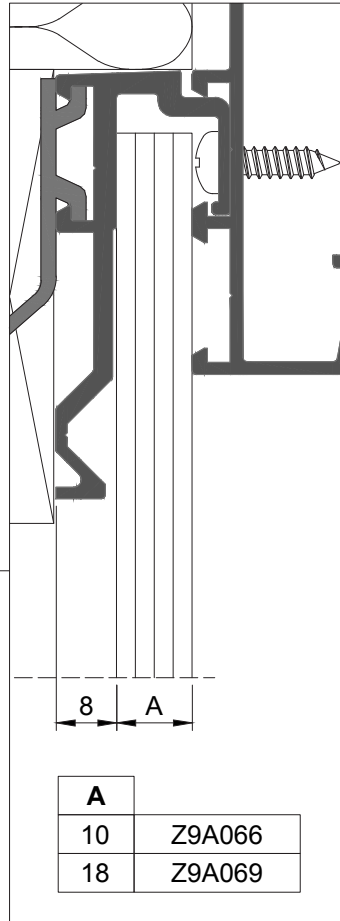
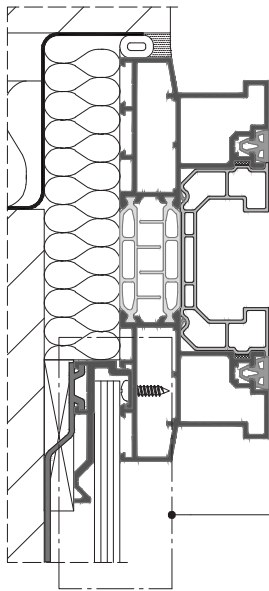
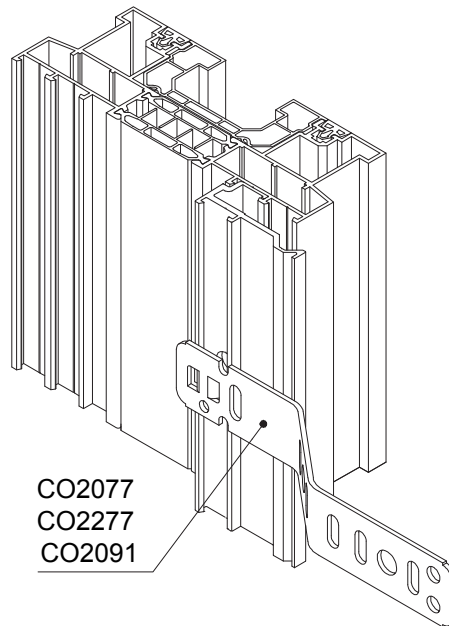
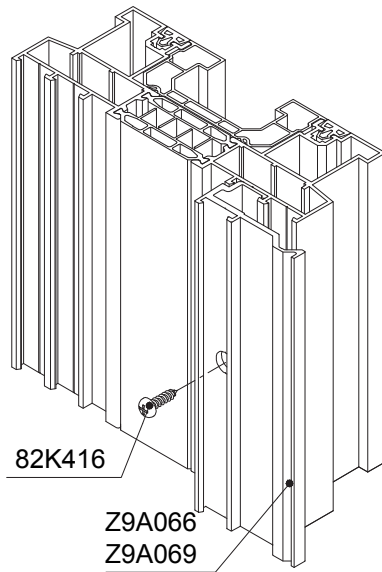


 C160-ASS-1332

Ancoraggio

ANCORAGGIO DEL TELAIO CON PROFILO DI FINITURA Z9A066/Z9A069

2 / 2

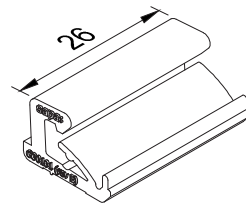
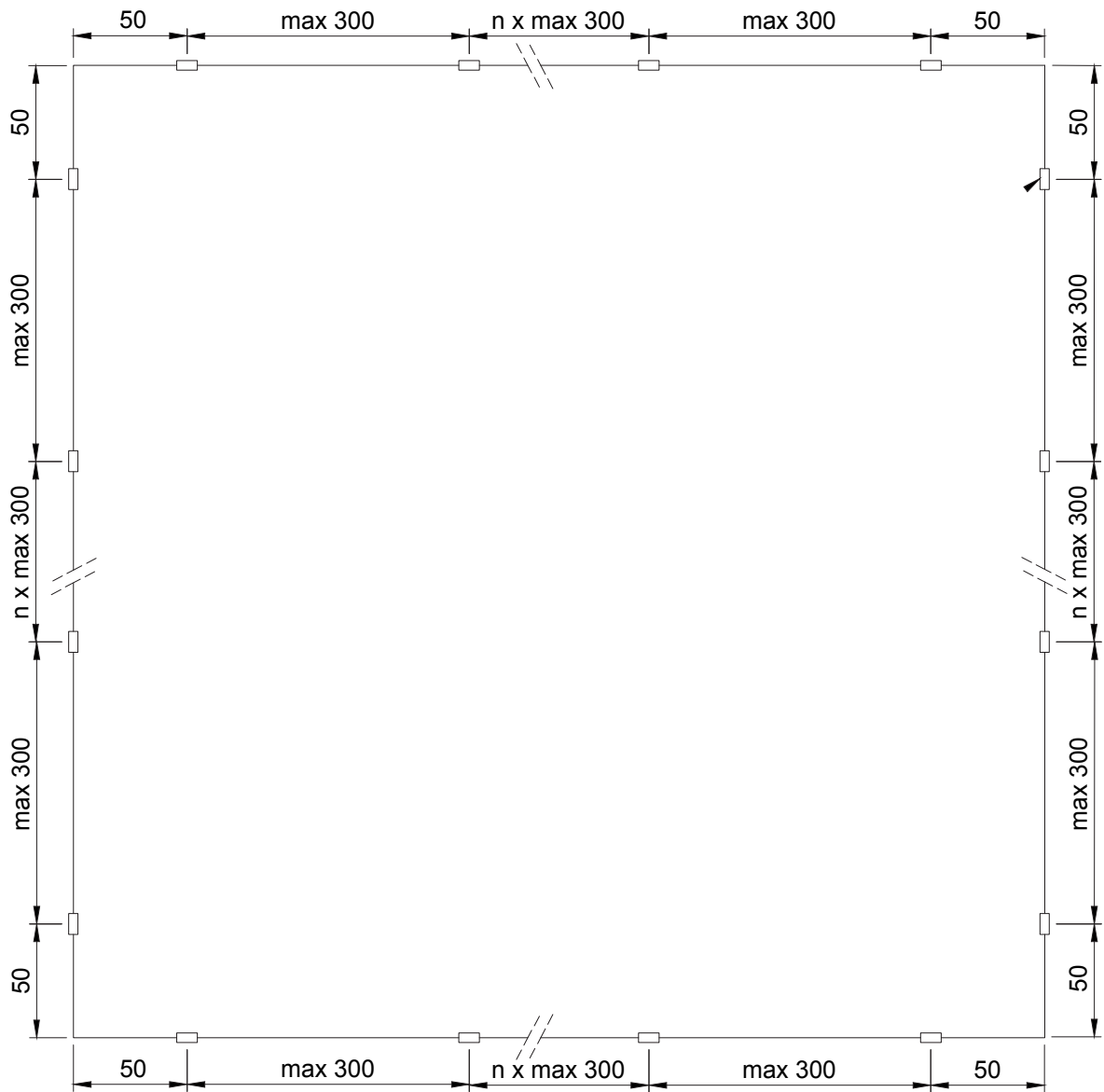


 C160-ASS-1334

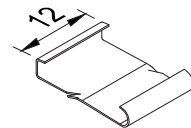
L - Ferramenta e disegni assemblaggio

Ancoraggio

DIRETTIVE DI MONTAGGIO GENERALI PER VITI E CLIP



CO0101



71C030



C160-ASS-2513

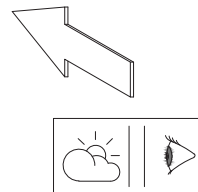
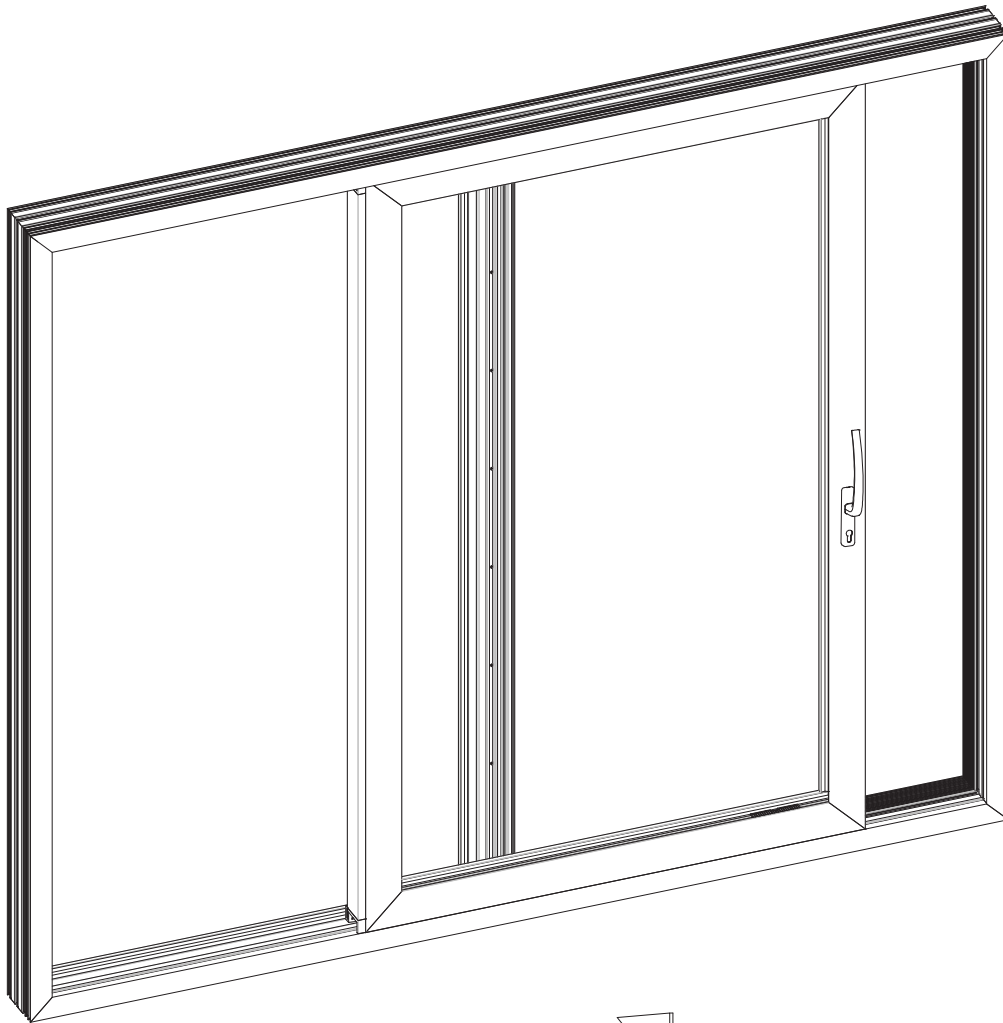

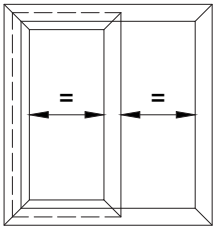
A meno di specifiche diverse.


Assemblaggio C9K028

Panoramica assemblaggio	L315
Operazioni su C9K028 e assemblaggio isolamento BT6019	L317
Operazioni su squadrette con eccentrici	L318
3D panoramica drenaggio: C9K028 + KU2065	L319
2D panoramica drenaggio: C9K028 + KU2065	L320
Drenaggio C9K028 - Parte 1	L321
Drenaggio C9K028 - Parte 2	L322
Drenaggio C9K028 - Parte 3	L323
Drenaggio C9K028 - Parte 4	L324
Drenaggio C9K028 - Parte 5	L325
Drenaggio C9K028 - Parte 6	L326
Drenaggio C9K028 - Parte 7	L327
Drenaggio C9K028 - Parte 8	L328
Isolamento del drenaggio KU2065 - A	L329
Isolamento del drenaggio KU2065 - B	L330
Assemblaggio valvola VS0107 ed isolamento KU2065 su C9K028 - Inferiore	L331
Assemblaggio tappi di tenuta VS9973/215-007, VS9416 su C9K028 - Inferiore	L332
Assemblaggio tappi di tenuta CO1210/CO1211 su C9K028 - Inferiore	L333
Assemblaggio tappi di tenuta CO1212 e operazione KU2065 su C9K028 - Superiore	L334
Operazione su traverso - Anta C9V102/C9V104	L335
Assemblaggio cavallotti per traverso	L336
Posizionamento cavallotti per traverso	L337
Assemblaggio telaio C9K028 e traverso C9V102	L338
Assemblaggio traverso con TS9Z05	L339
Assemblaggio tappi di tenuta CO1210/CO1211 su C9K028 - Inferiore	L340
Assemblaggio telaio C9K028 con squadrette - Eccentrici	L341
Assemblaggio telaio C9K028 con squadrette - Spine coniche	L342
Assemblaggio telaio C9K028 con squadrette - HV4K01	L343
Operazione su incontro KU2054-VS4125	L344
Posizionamento e assemblaggio incontro su C9V102	L345
Assemblaggio incontro su C9V102	L346
Assemblaggio guarnizione RU43a02 su KU2054	L347
Operazione e assemblaggio C9A023/C9A018 su C9V102	L348
Operazione C9A012 e assemblaggio C9K028 - Inferiore	L349
Operazione C9A012 e assemblaggio C9K028 - Superiore	L350
Operazione C9A012 e assemblaggio C9K028 - Laterale	L351

Assemblaggio C9K028

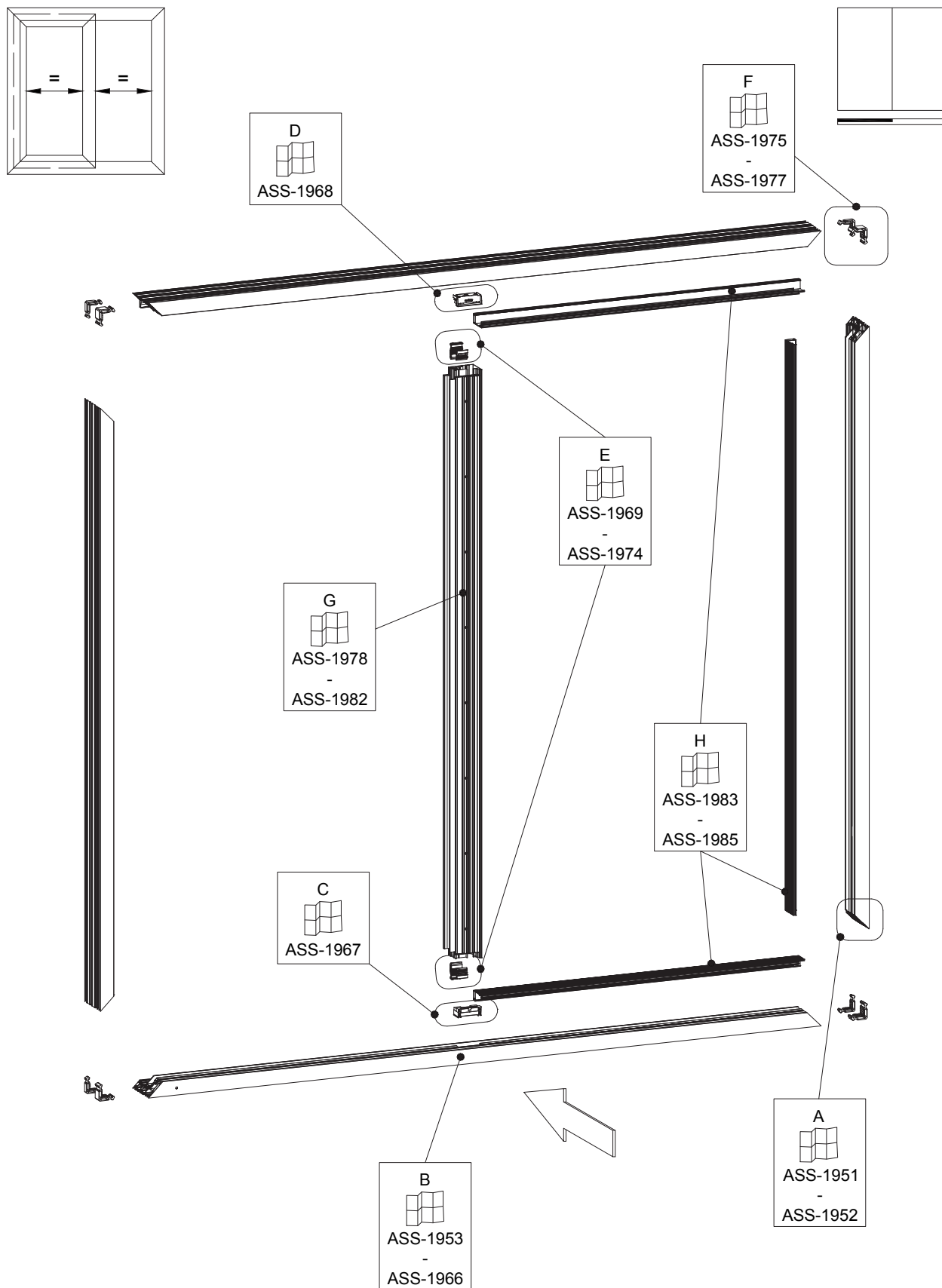
PANORAMICA ASSEMBLAGGIO



 C160-ASS-1828

Assemblaggio C9K028

PANORAMICA ASSEMBLAGGIO

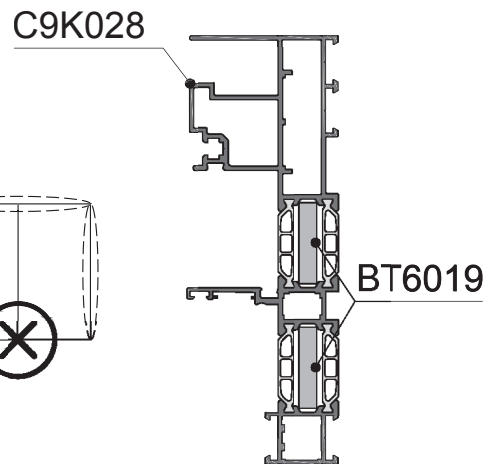
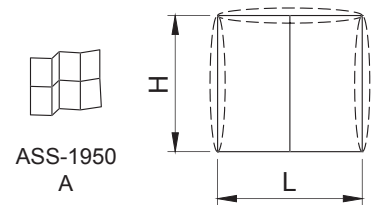
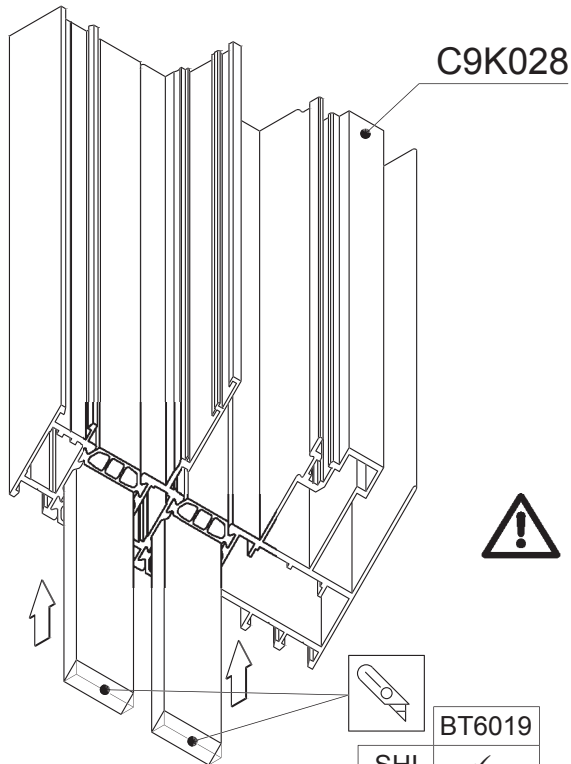
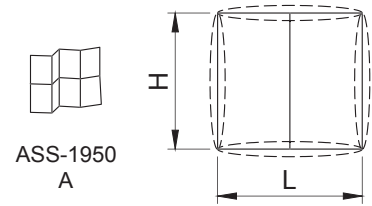
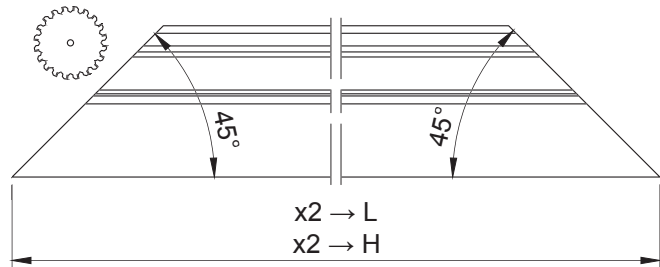
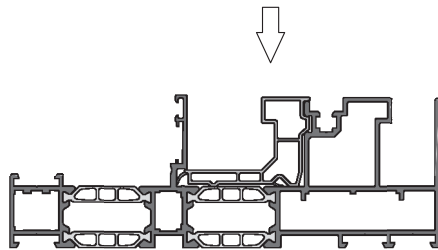
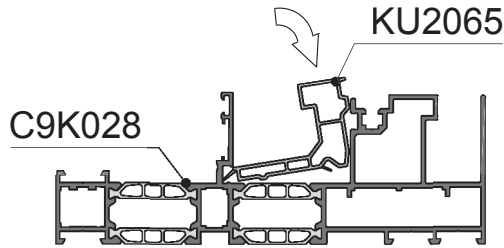


 C160S-ASS-1950

L - Ferramenta e disegni assemblaggio

Assemblaggio C9K028

OPERAZIONI SU C9K028 E ASSEMBLAGGIO ISOLAMENTO BT6019

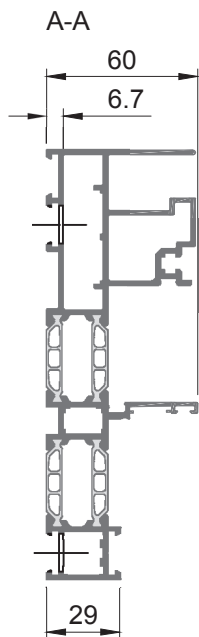


	BT6019
SHI	✓
SI	✓
Basic	-

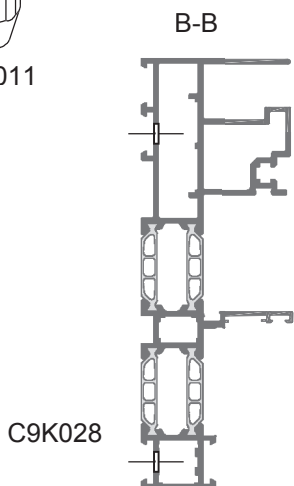
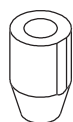
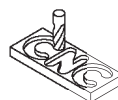
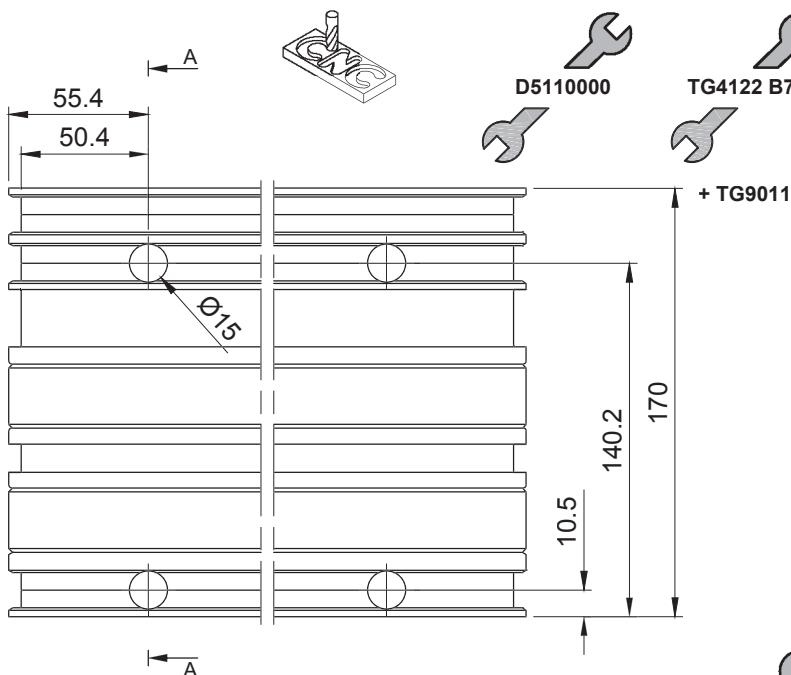
 C160-ASS-1951

Assemblaggio C9K028

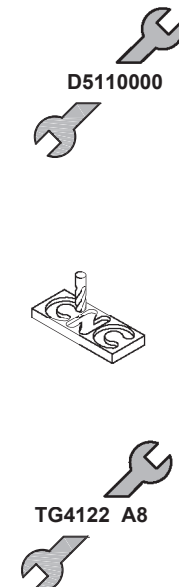
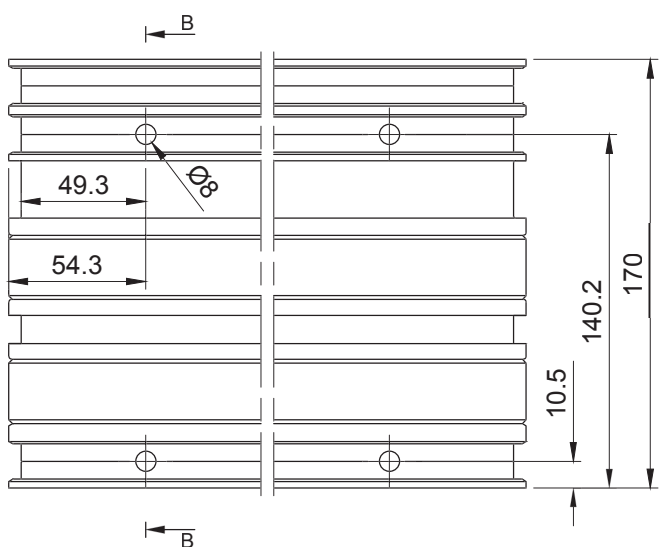
OPERAZIONI SU SQUADRETTE CON ECCENTRICI



C9K028



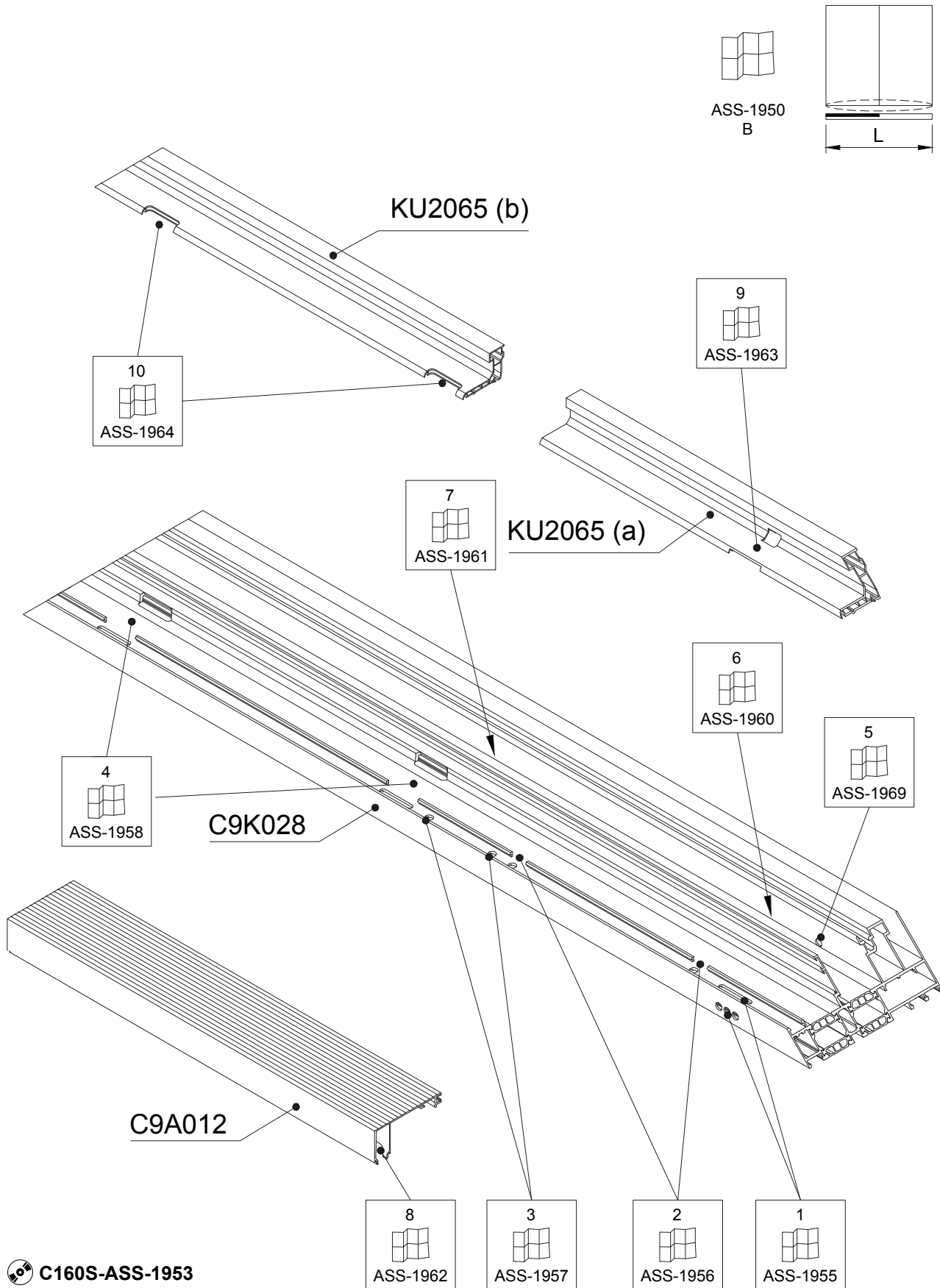
C9K028



 C160-ASS-1952

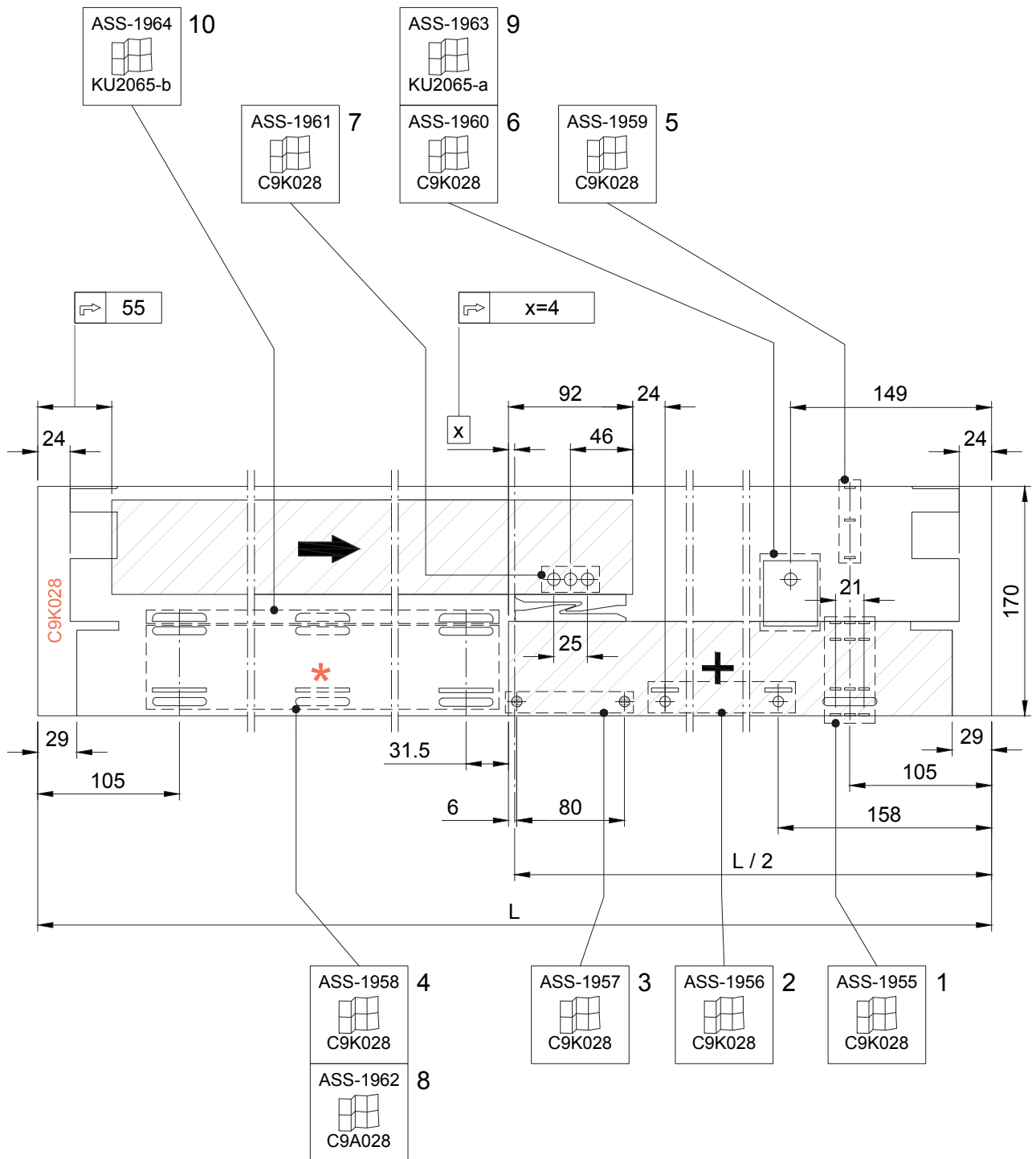
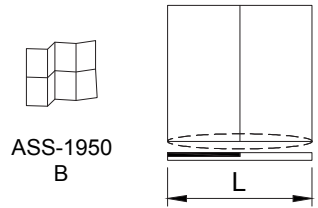
Assemblaggio C9K028

3D PANORAMICA DRENAGGIO: C9K028 + KU2065



Assemblaggio C9K028

2D PANORAMICA DRENAGGIO: C9K028 + KU2065



 C160S-ASS-1954

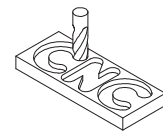
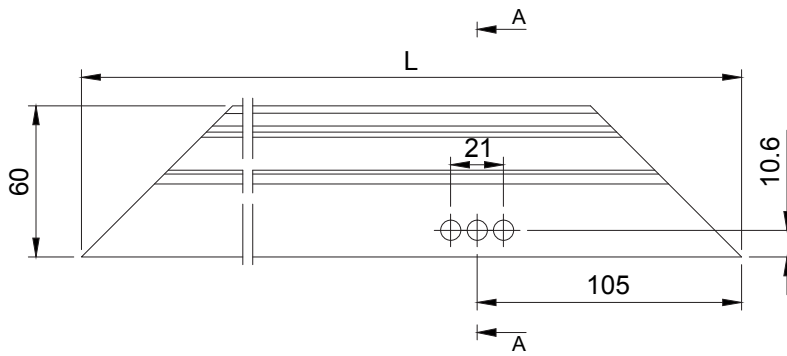
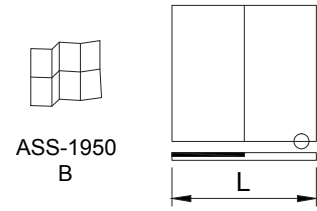
* Numero dei fori di drenaggio, vedere pagina L13

L - Ferramenta e disegni assemblaggio

Assemblaggio C9K028

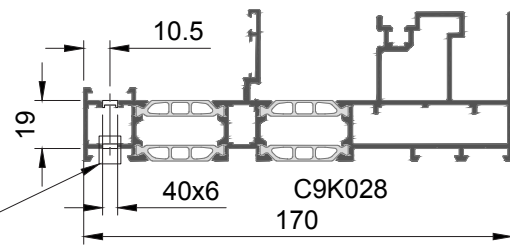
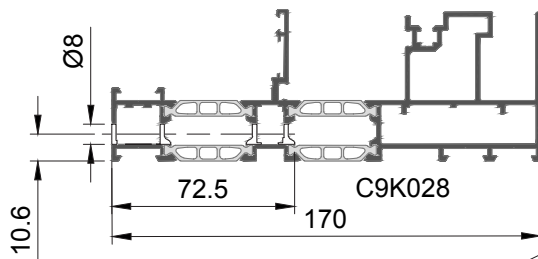
DRENAGGIO C9K028 - PARTE 1

1 / 10

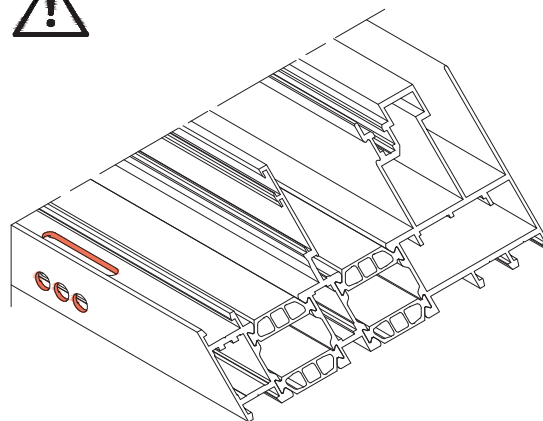


A - A (1)

A - A (2)



a scelta



 C160-ASS-1955

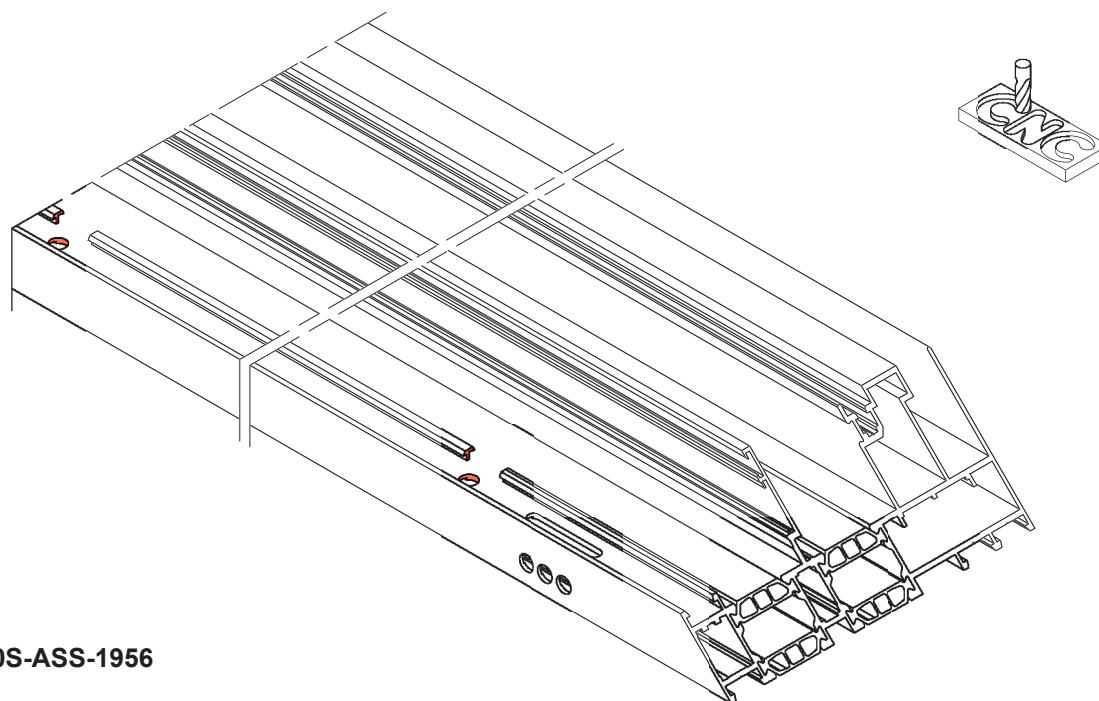
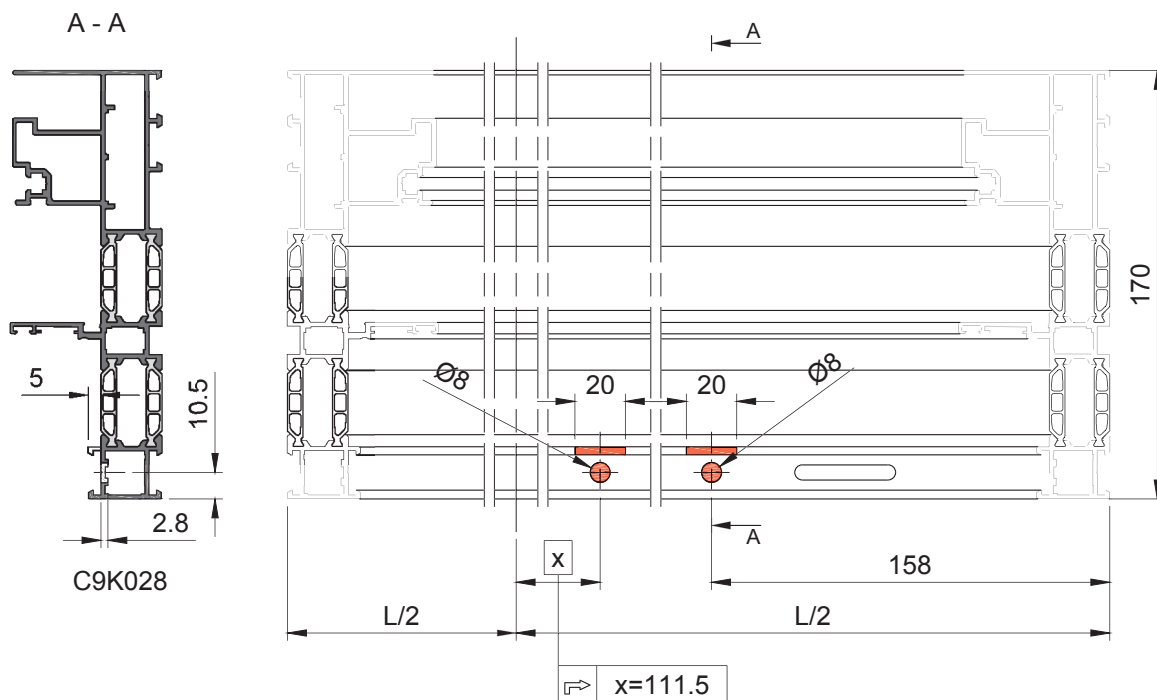
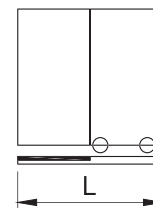
Assemblaggio C9K028

DRENAGGIO C9K028 - PARTE 2

2 / 10



ASS-1950
B

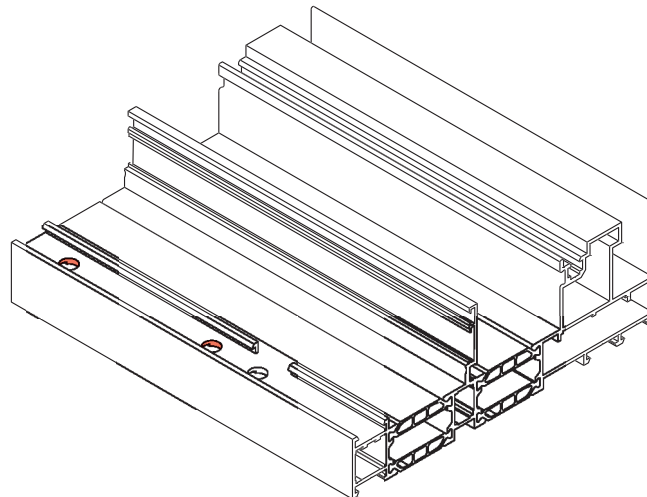
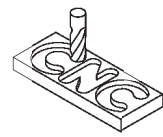
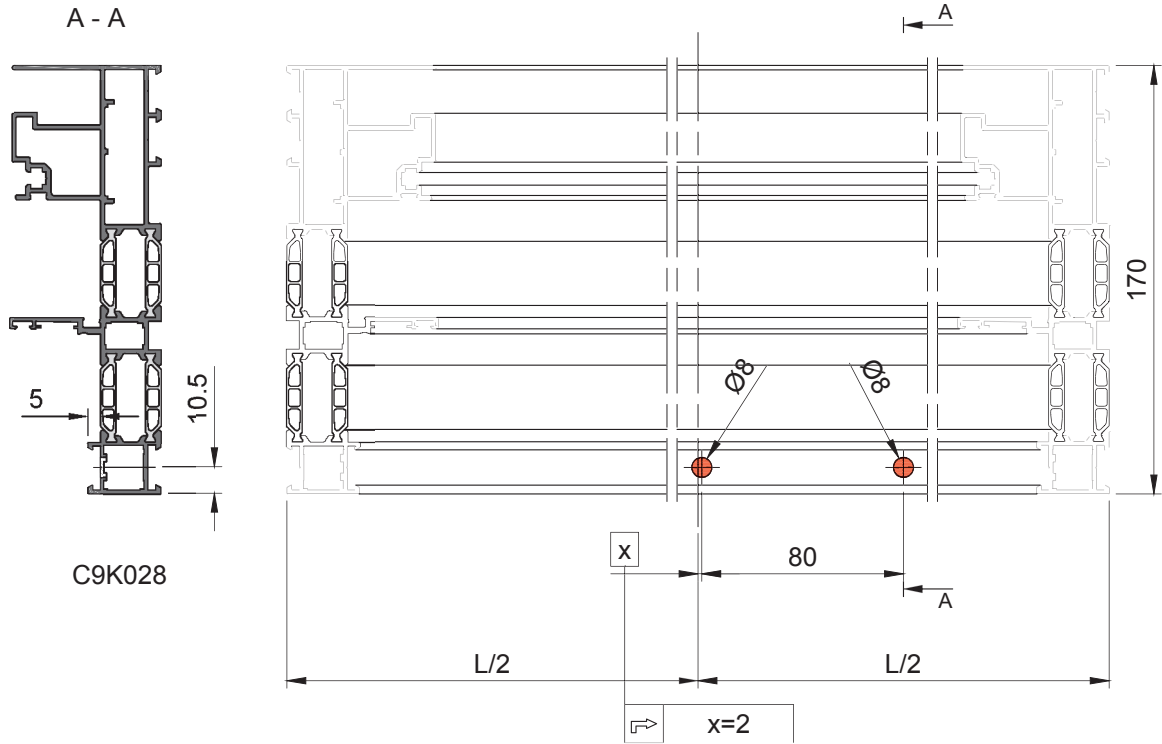
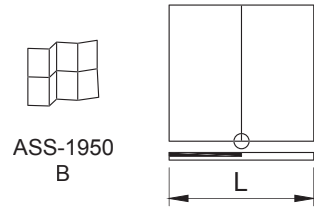


 C160S-ASS-1956

Assemblaggio C9K028

DRENAGGIO C9K028 - PARTE 3

3 / 10



 C160S-ASS-1957

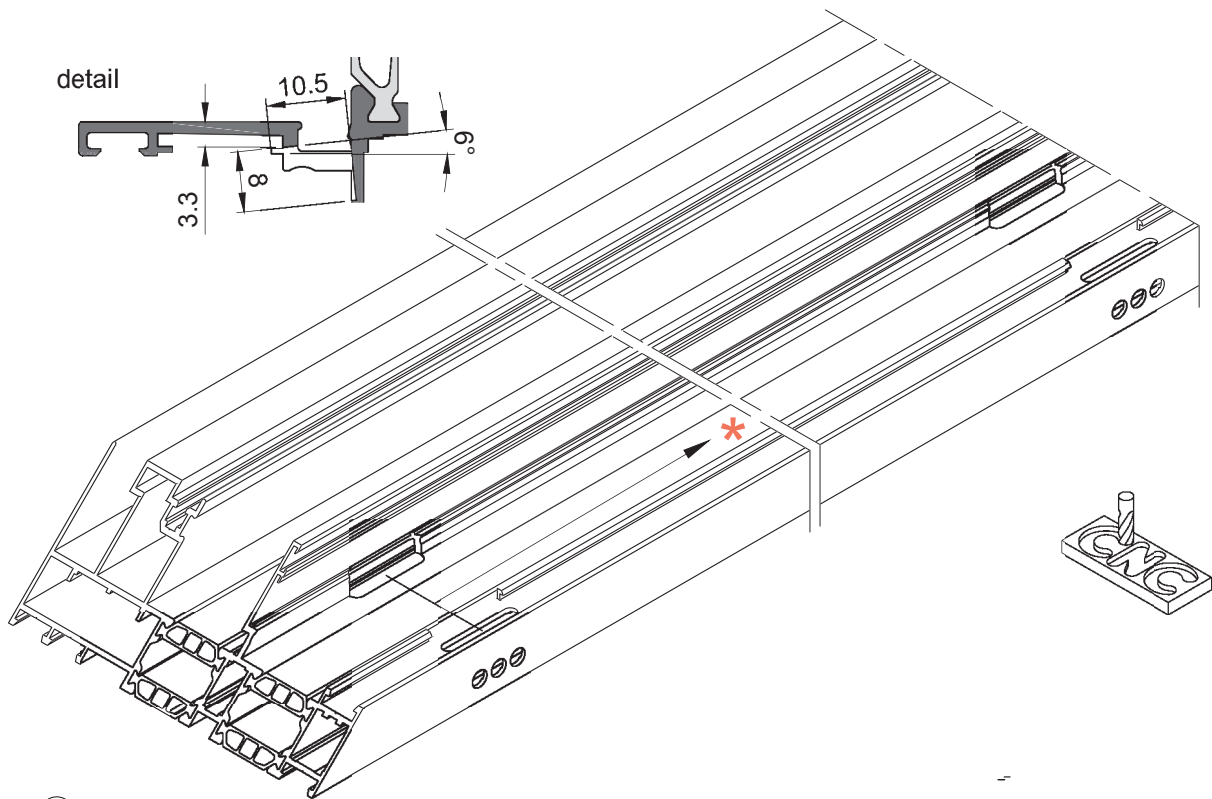
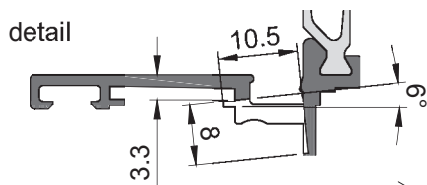
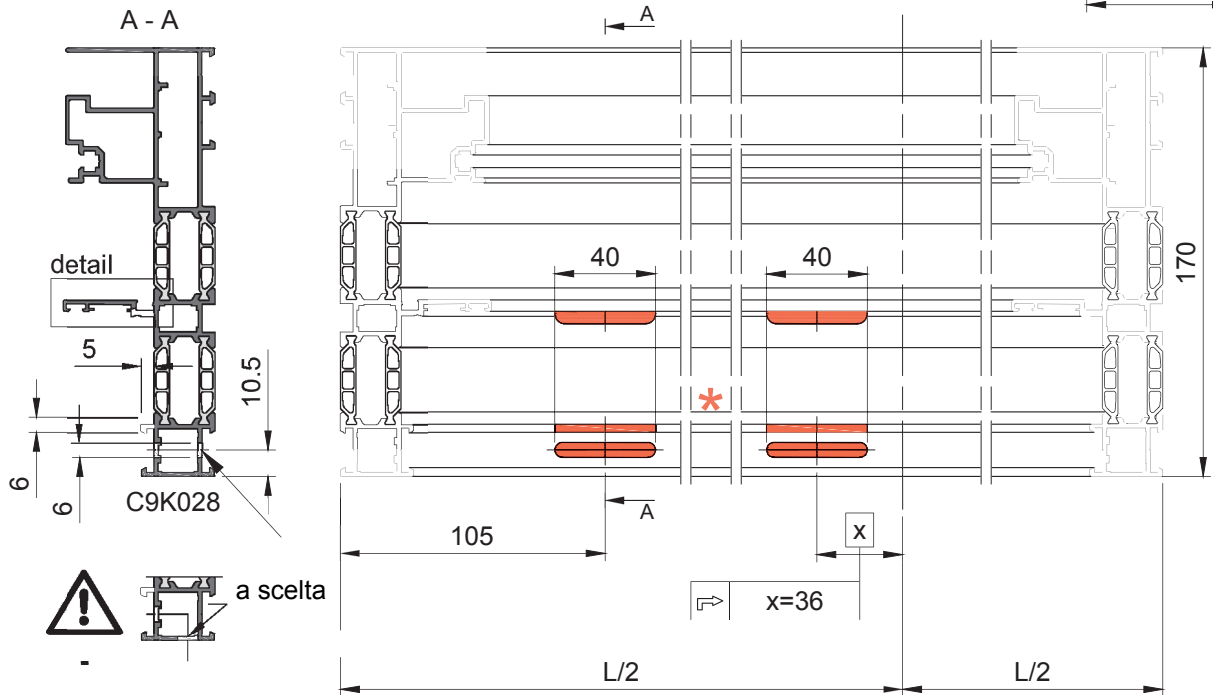
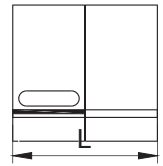
Assemblaggio C9K028

DRENAGGIO C9K028 - PARTE 4

4 / 10



ASS-1950
B



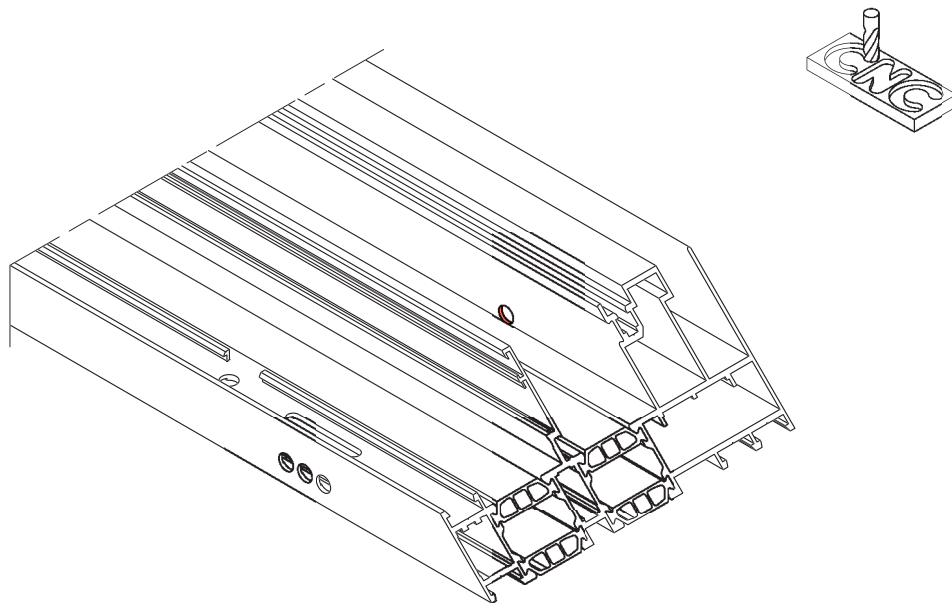
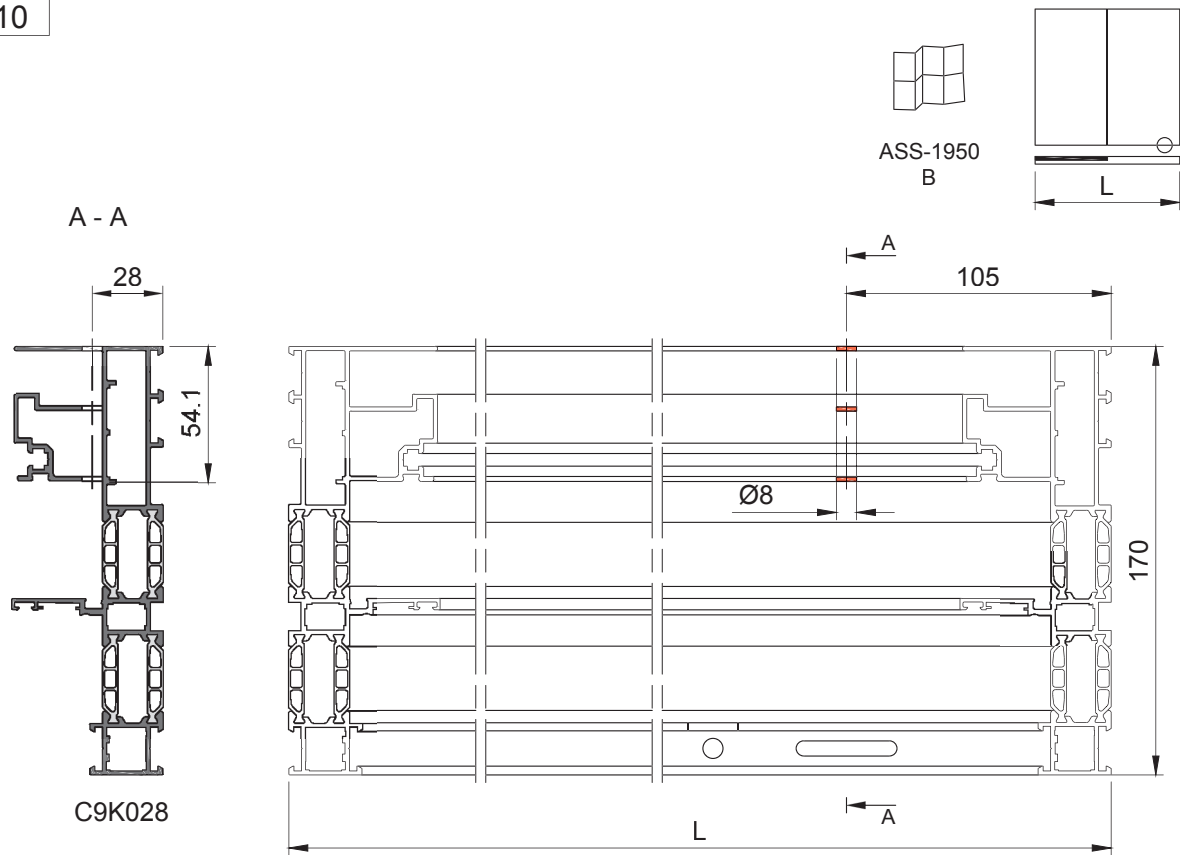
C160S-ASS-1958

* Numero dei fori di drenaggio, vedere pagina L13

Assemblaggio C9K028

DRENAGGIO C9K028 - PARTE 5

5 / 10

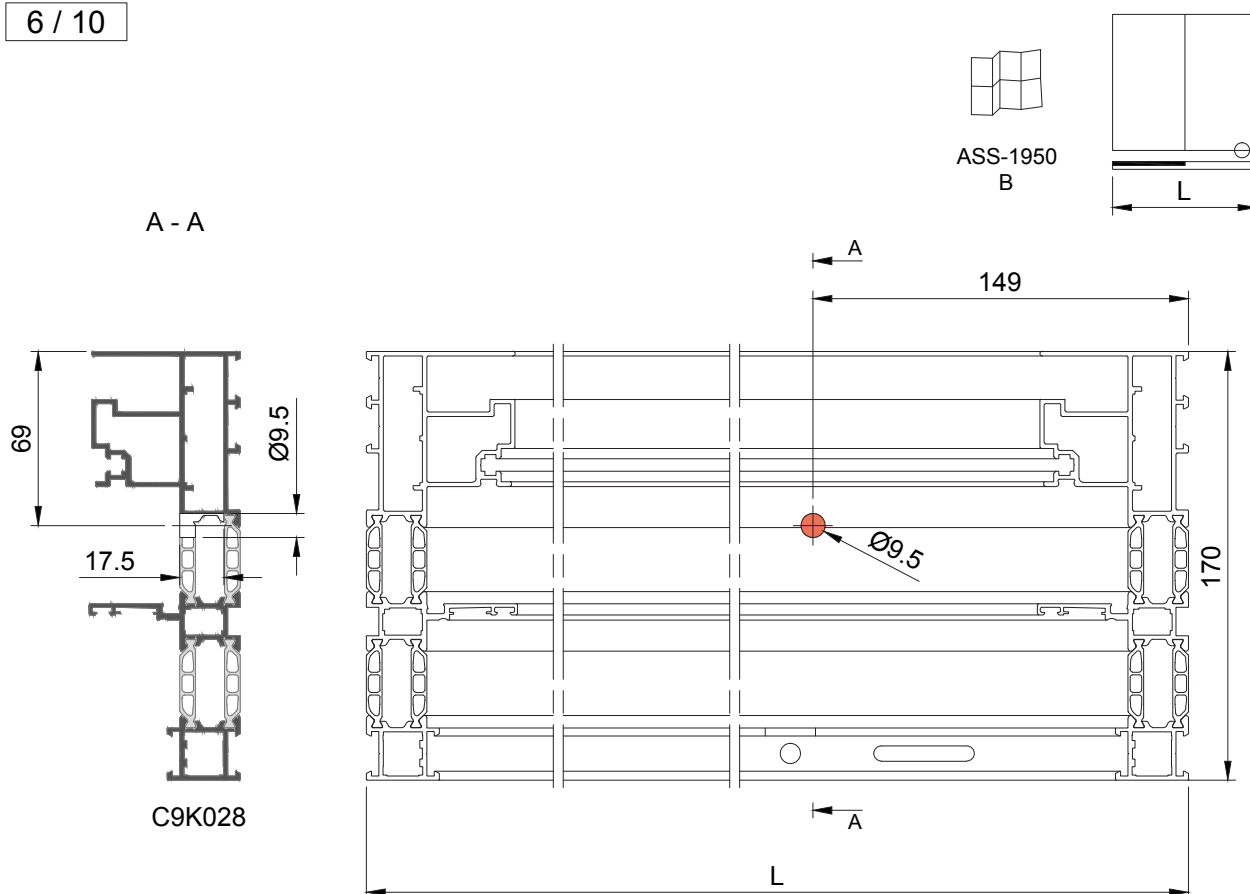


 C160-ASS-1959

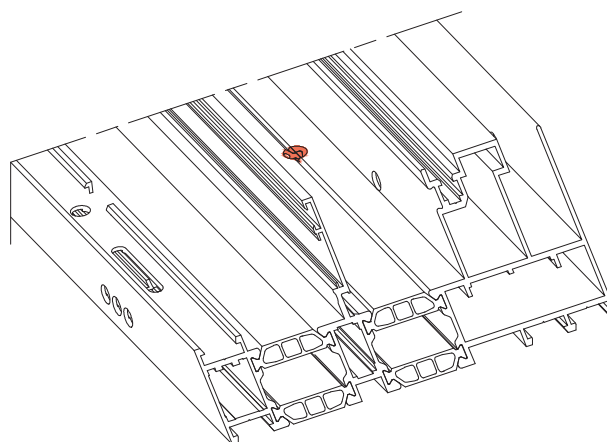
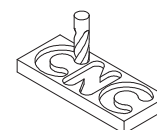
Assemblaggio C9K028


DRENAGGIO C9K028 - PARTE 6

6 / 10



L - Ferramenta e disegni assemblaggio

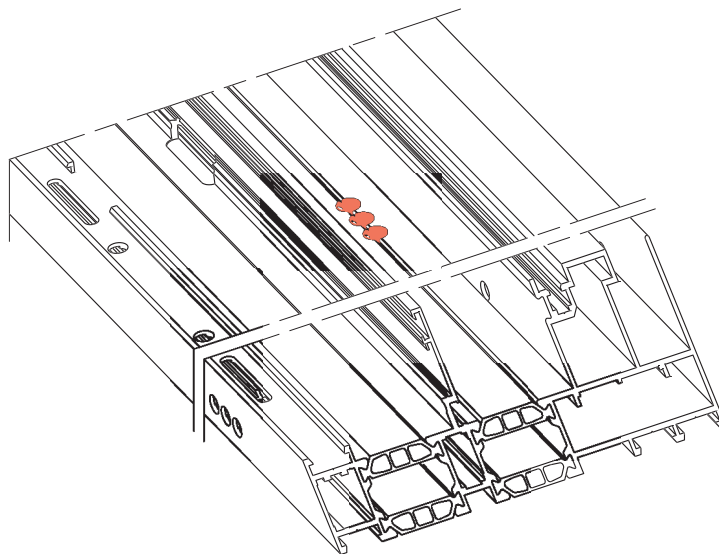
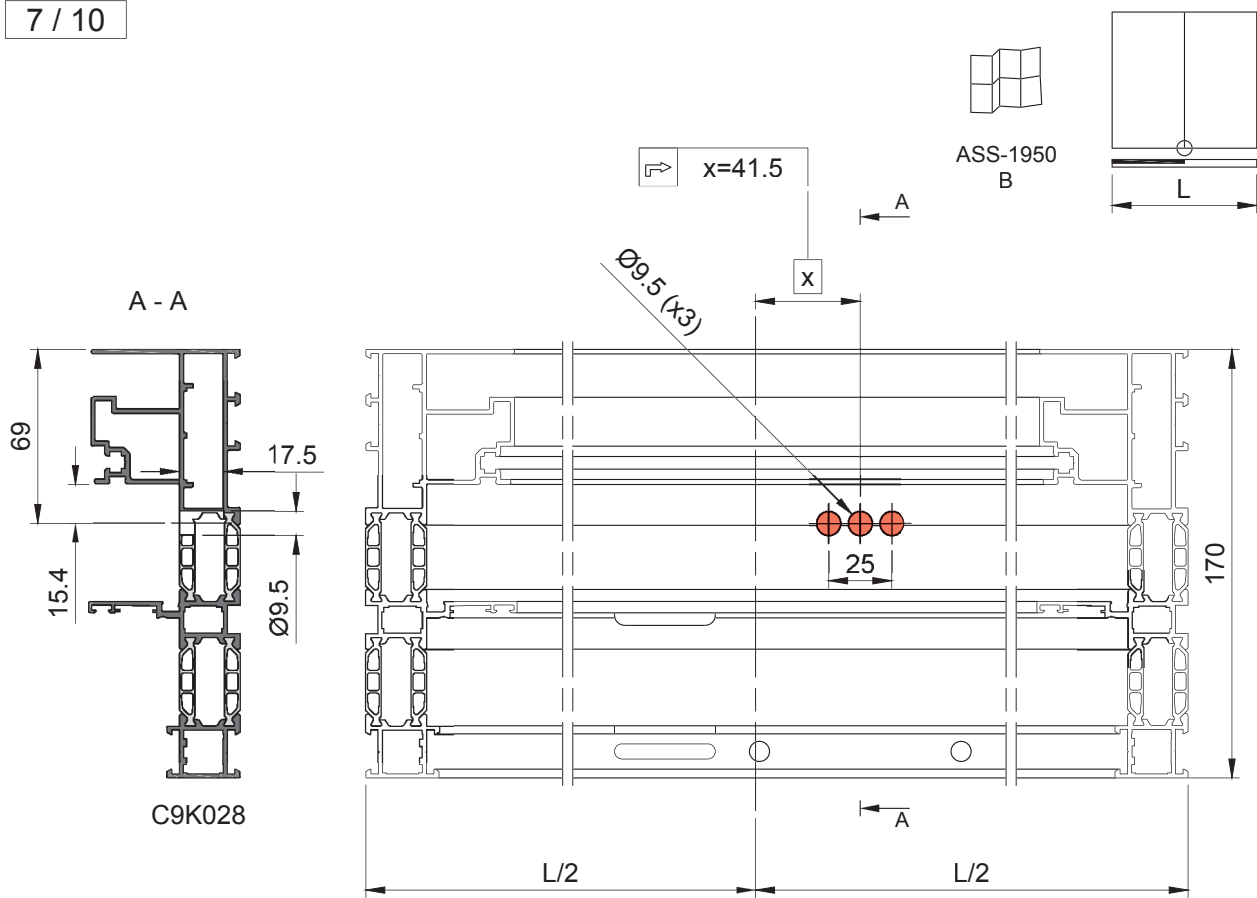


 C160-ASS-1960

Assemblaggio C9K028

DRENAGGIO C9K028 - PARTE 7

7 / 10



 C160S-ASS-1961

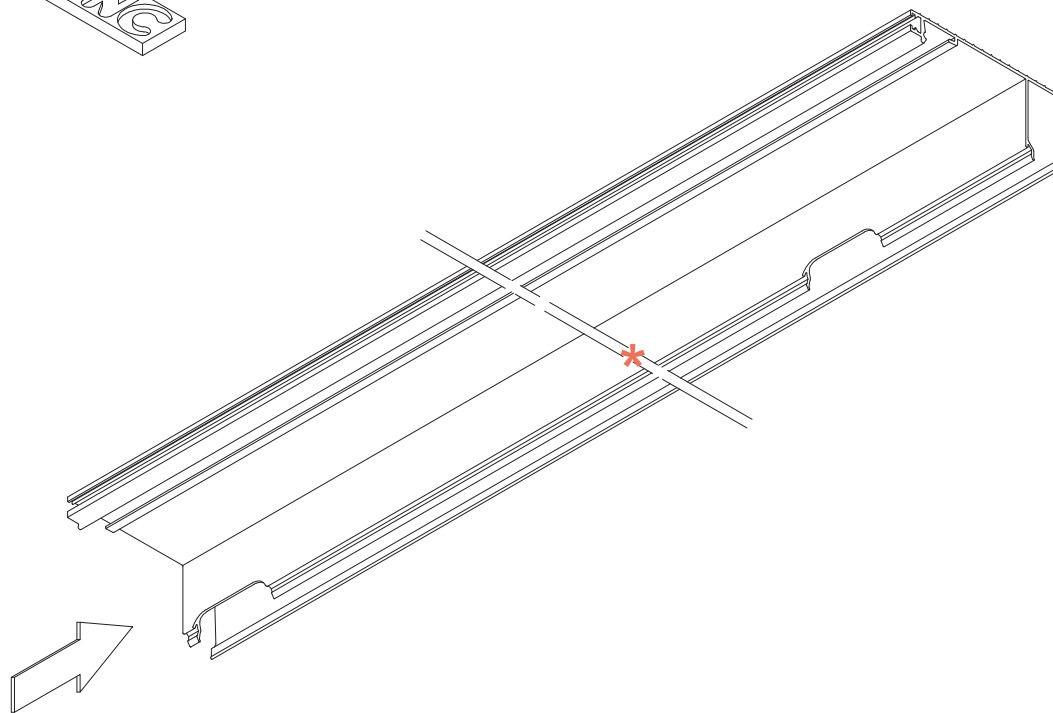
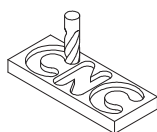
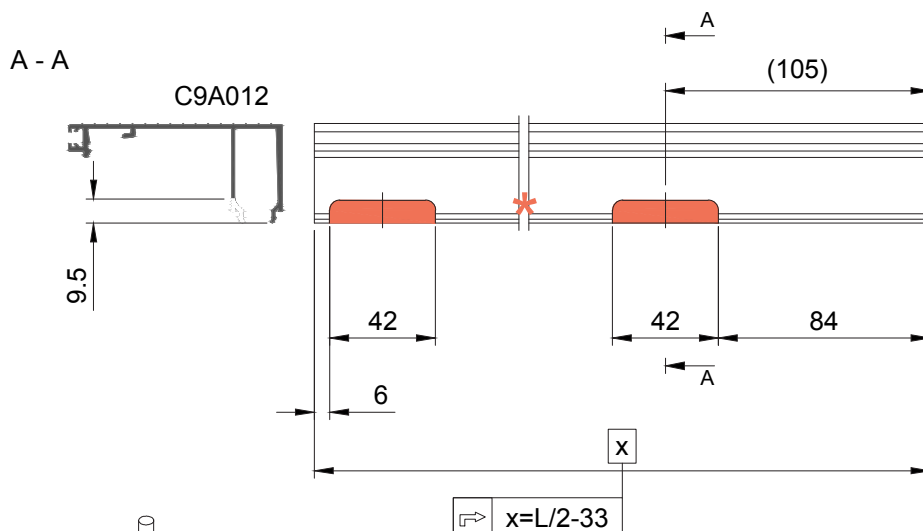
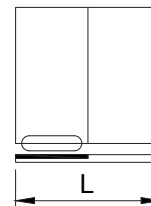
Assemblaggio C9K028

DRENAGGIO C9K028 - PARTE 8

8 / 10



ASS-1950
B



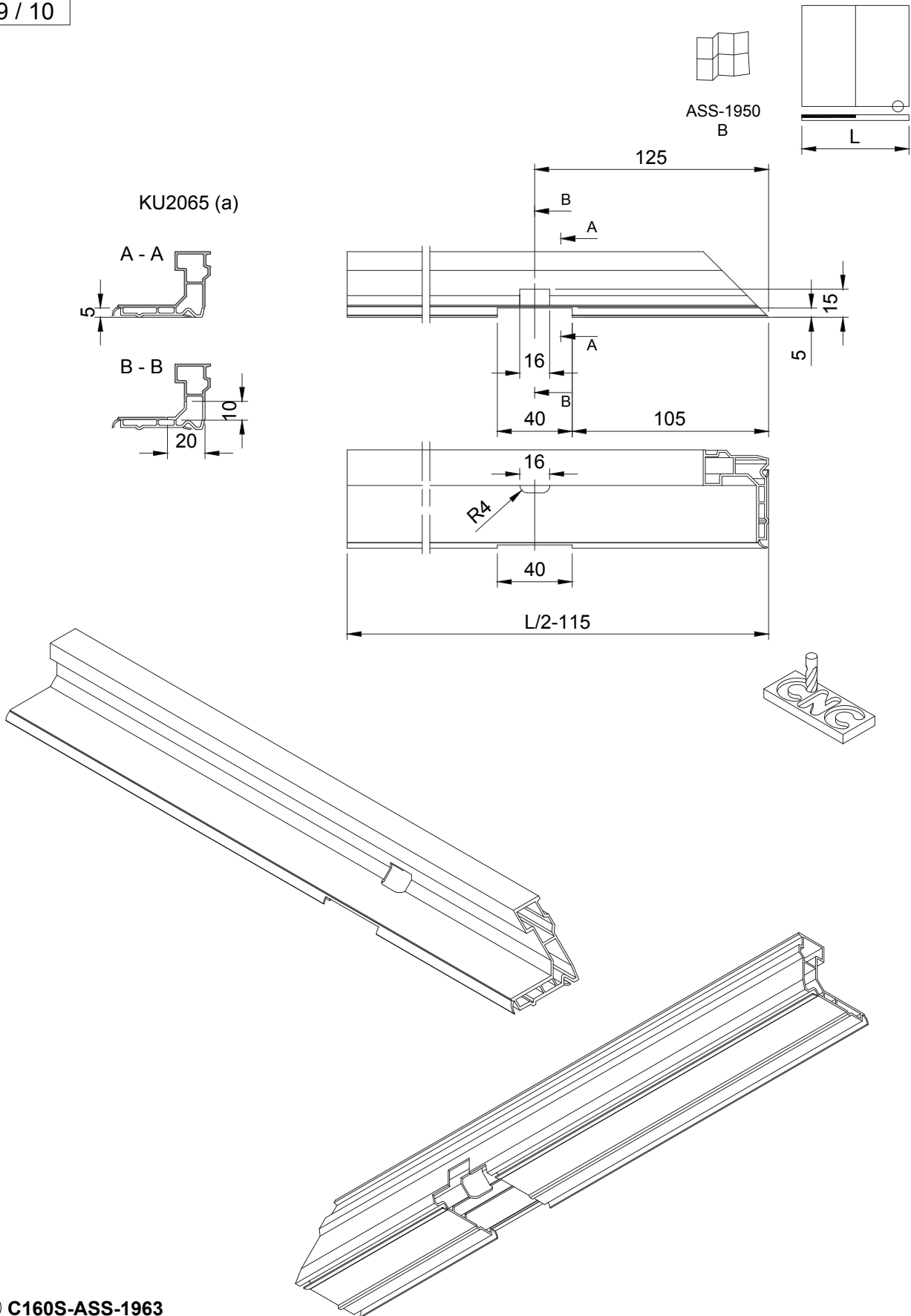
 **C160S-ASS-1962**

* Numero dei fori di drenaggio, vedere pagina L13

Assemblaggio C9K028

ISOLAMENTO DEL DRENAGGIO KU2065 - A

9 / 10



 C160S-ASS-1963

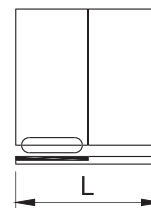
Assemblaggio C9K028

ISOLAMENTO DEL DRENAGGIO KU2065 - B

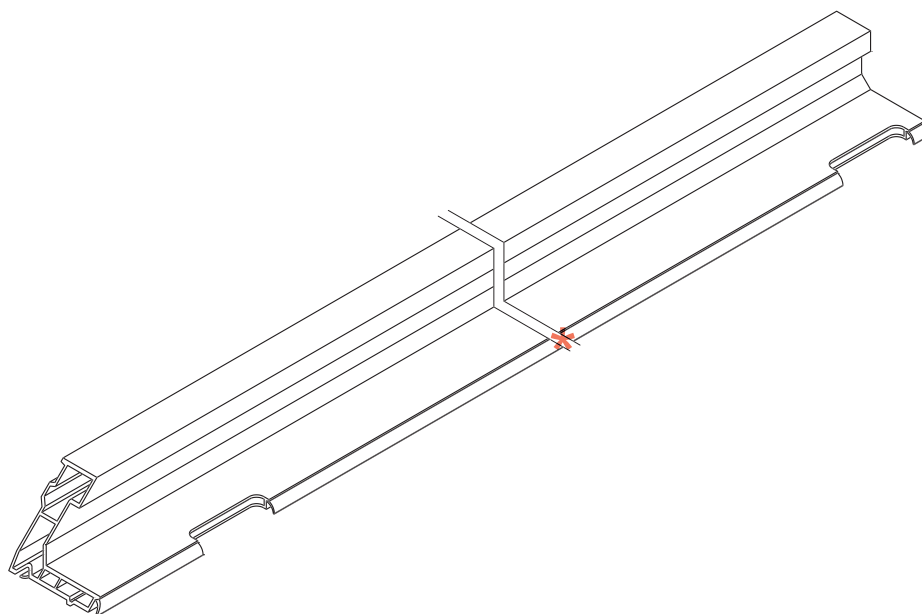

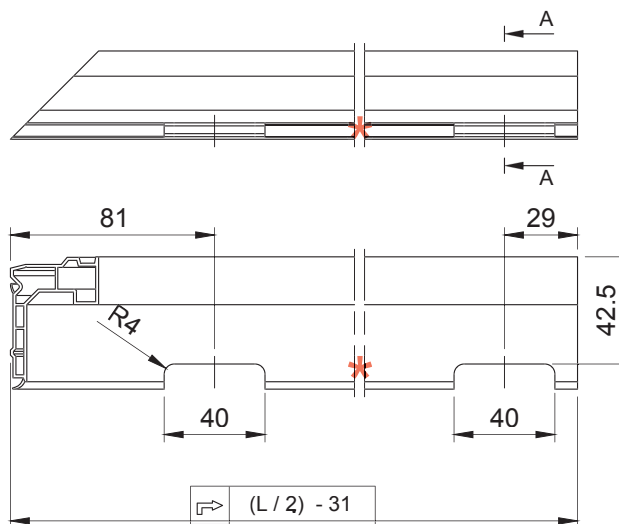
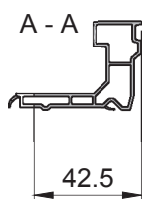
10 / 10



ASS-1950
B



KU2065 (b)

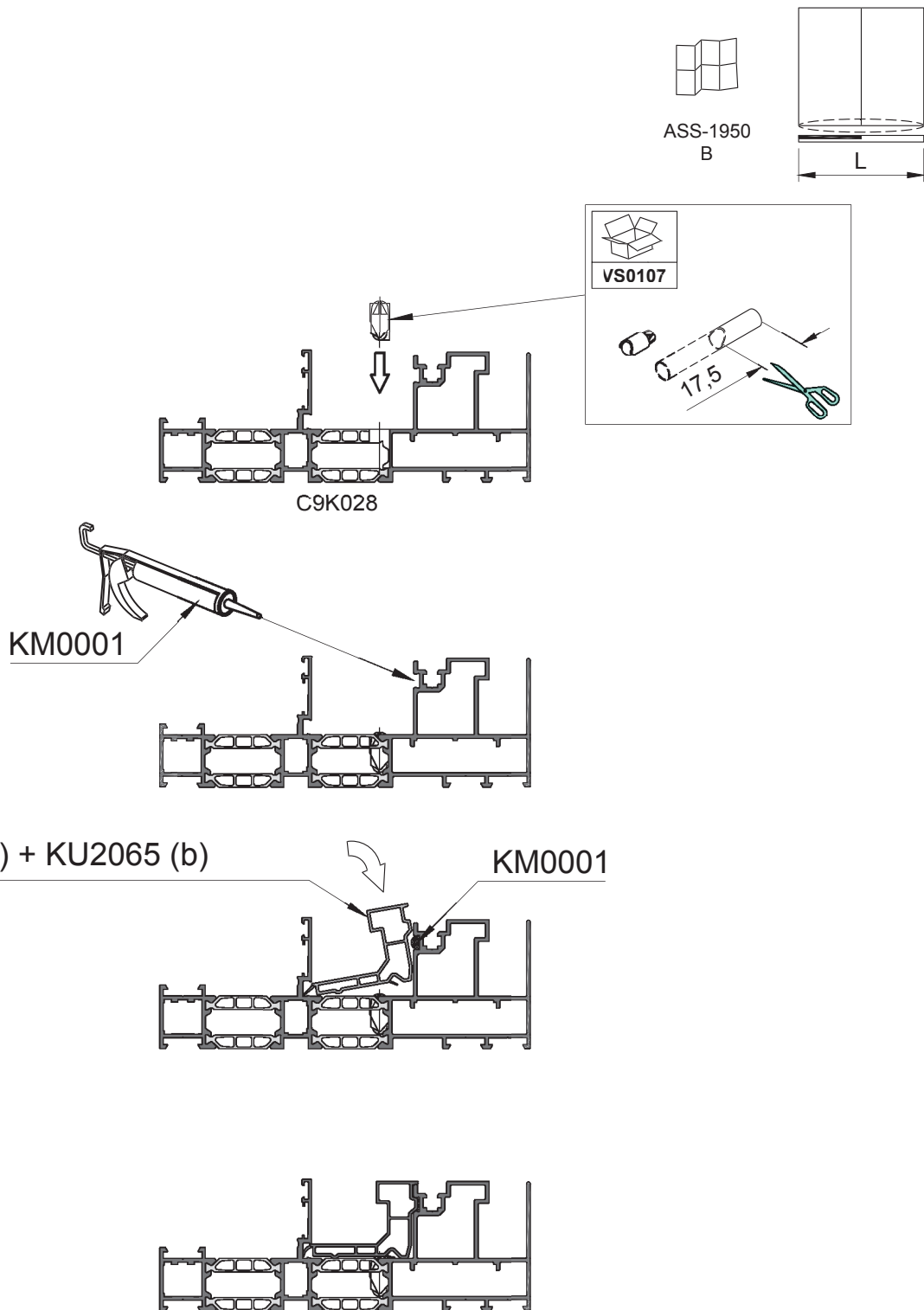


 C160S-ASS-1964

* Numero dei fori di drenaggio, vedere pagina L13

Assemblaggio C9K028

ASSEMBLAGGIO VALVOLA VS0107 ED ISOLAMENTO KU2065 SU C9K028 - INFERIORE

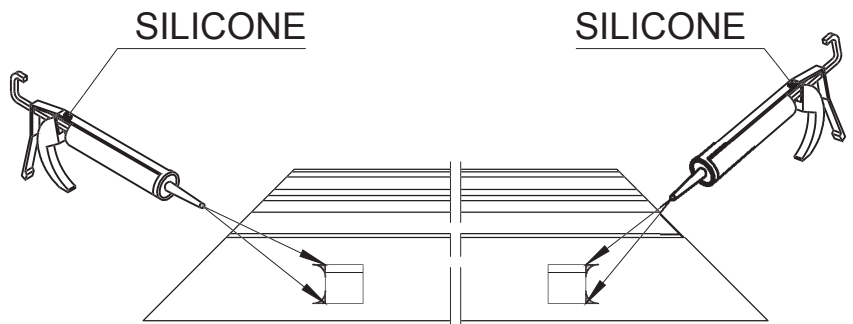
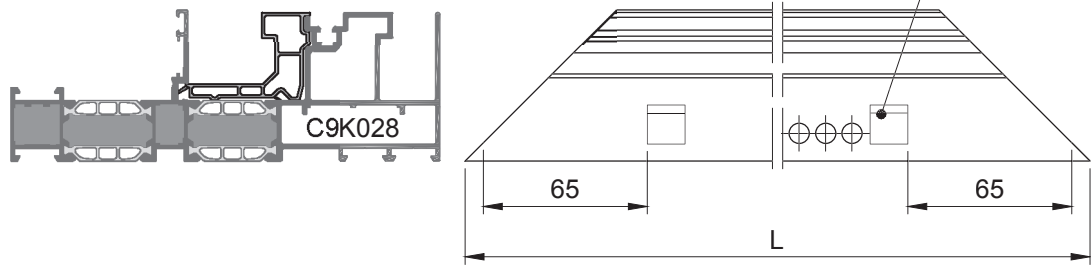
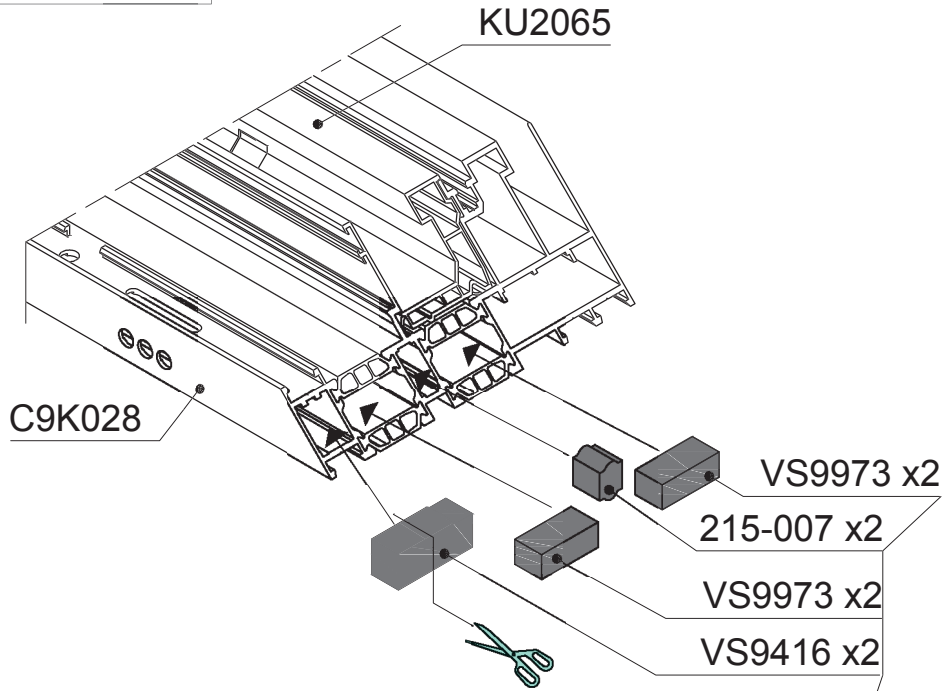
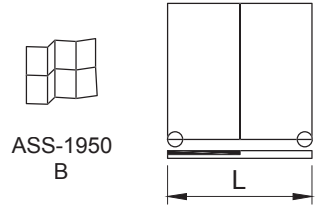



 C160-ASS-1965

* Parabond 600: colla da posizionare lungo tutto il perimetro di KU2065.

Assemblaggio C9K028

ASSEMBLAGGIO TAPPI DI TENUTA VS9973/215-007, VS9416 SU C9K028 - INFERIORE

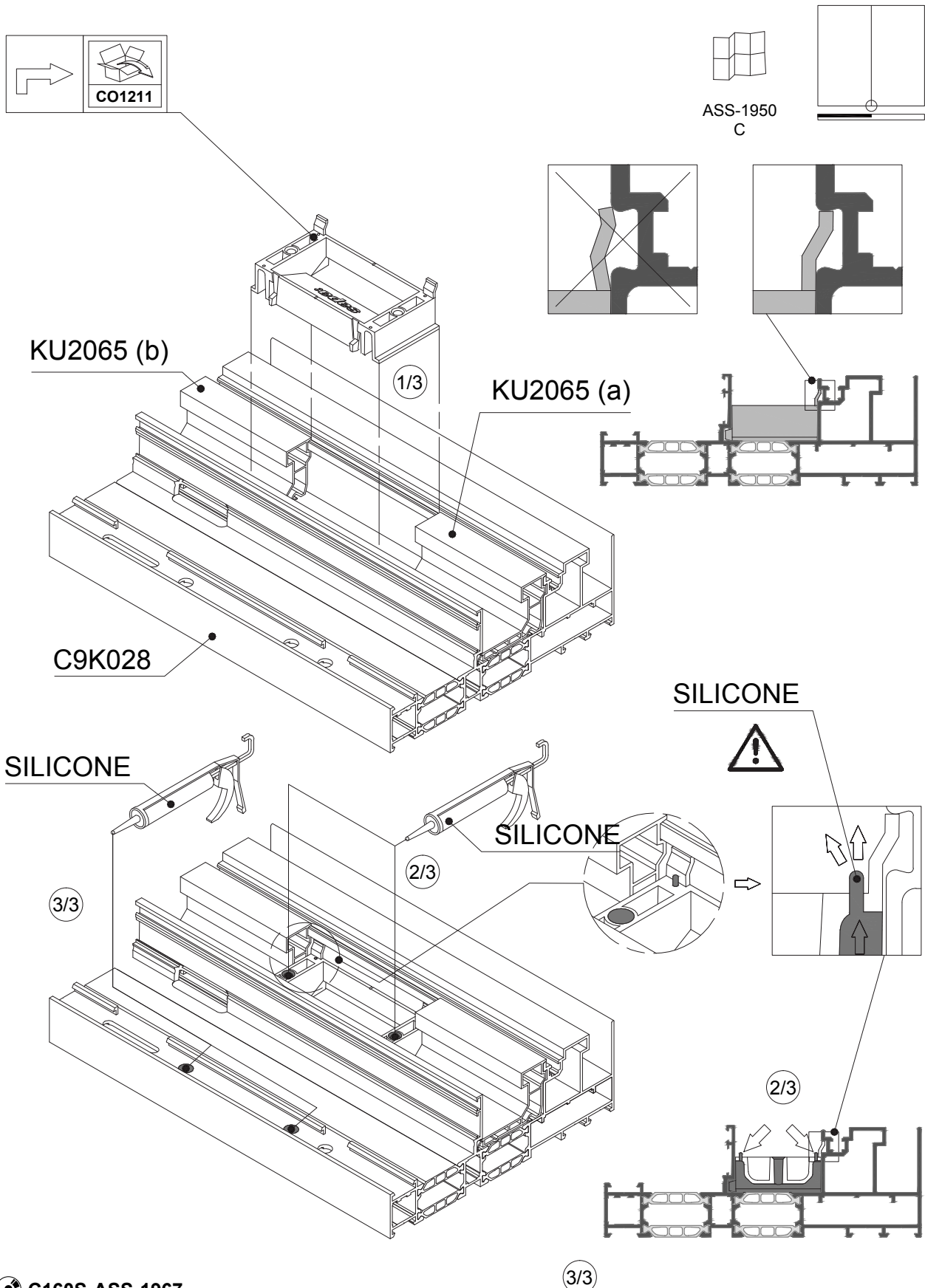


 C160-ASS-1966

L - Ferramenta e disegni assemblaggio

Assemblaggio C9K028

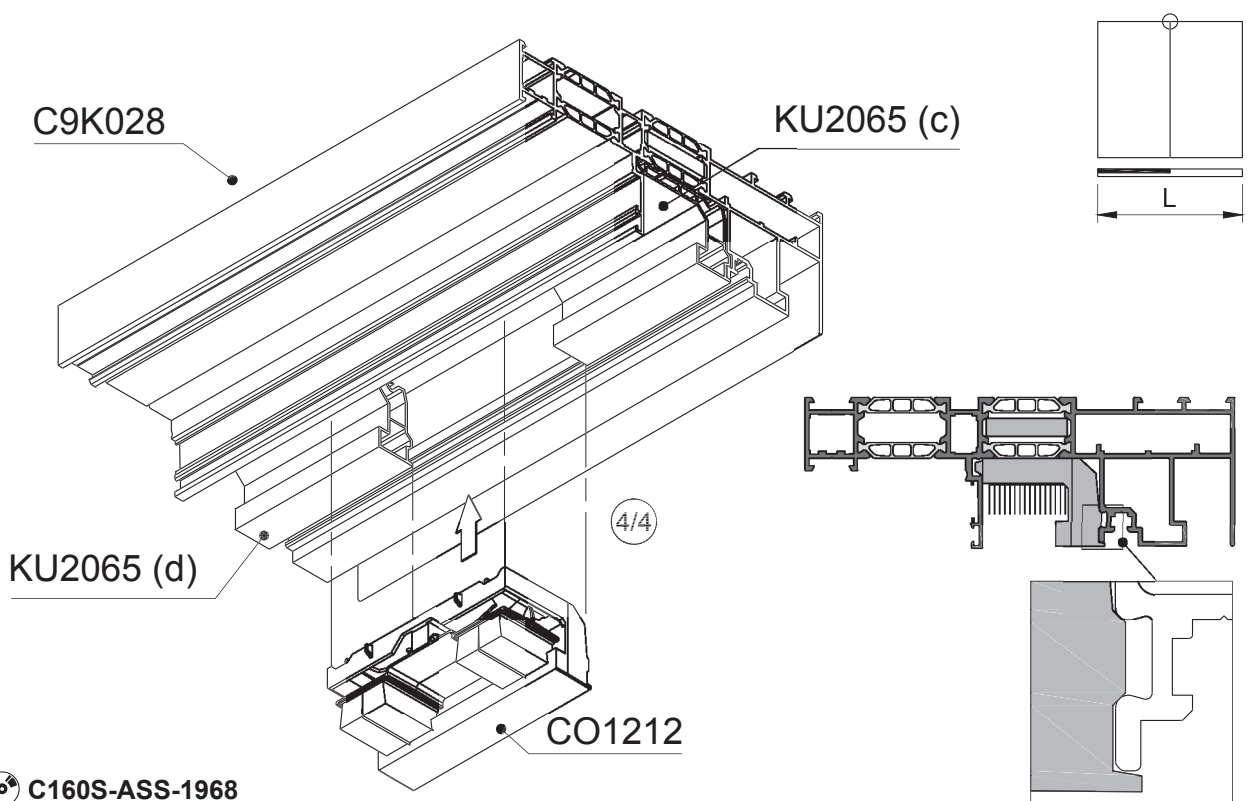
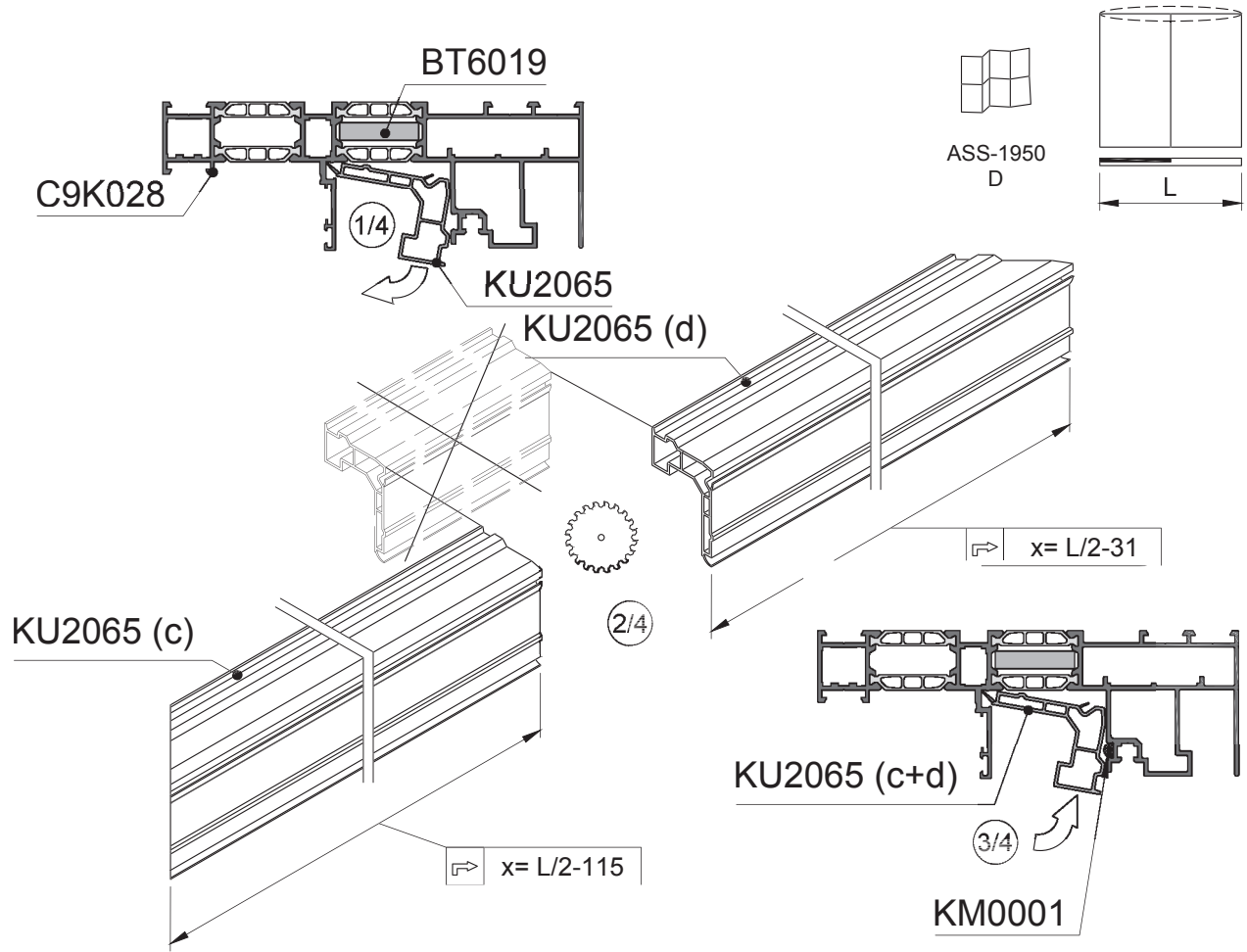
ASSEMBLAGGIO TAPPI DI TENUTA CO1211 SU C9K028 - INFERIORE



C160S-ASS-1967
L'elemento è sigillato quando il silicone esce dai piccoli fori.

Assemblaggio C9K028

ASSEMBLAGGIO TAPPI DI TENUTA CO1212 E OPERAZIONE KU2065 SU C9K028 - SUPERIORE



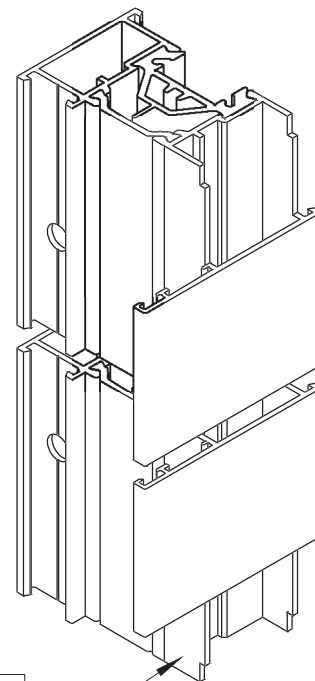
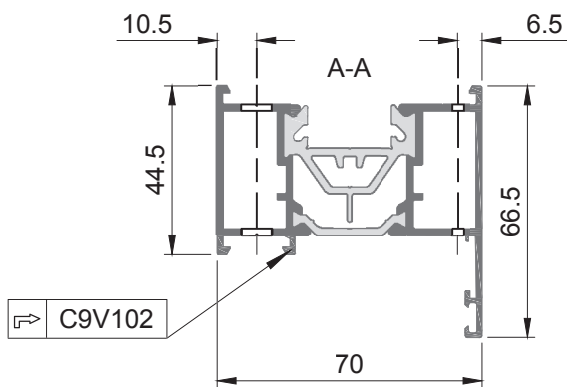
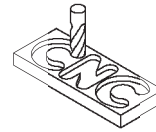
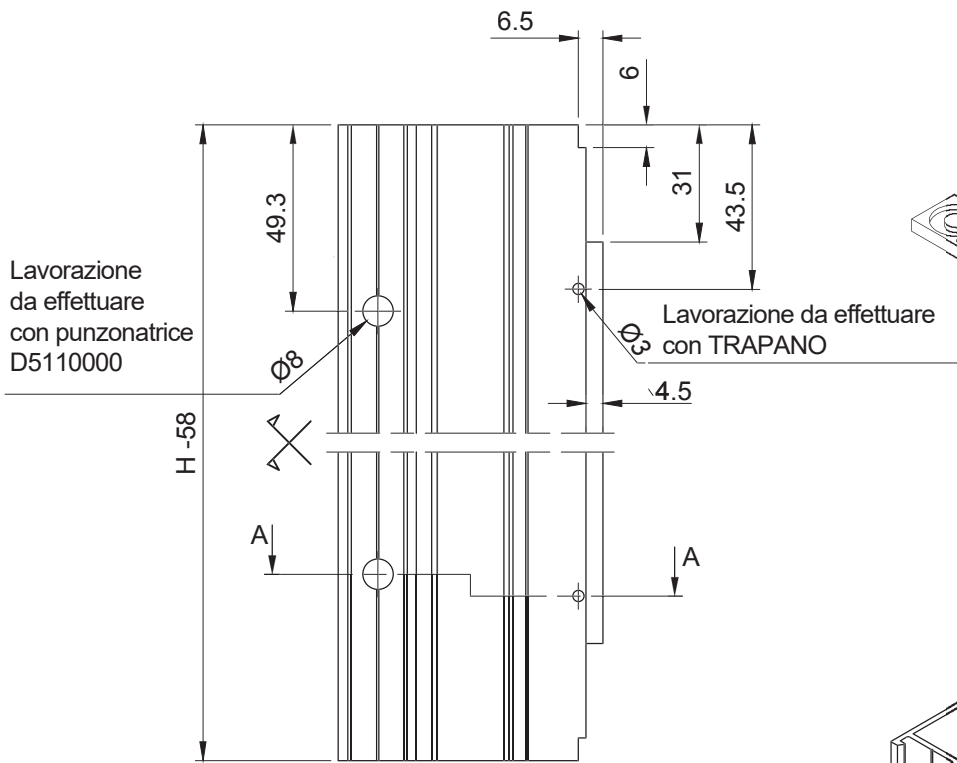
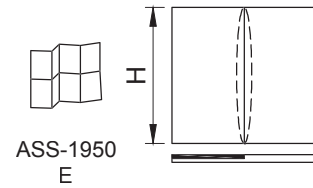
 C160S-ASS-1968

L - Ferramenta e disegni assemblaggio

Assemblaggio C9K028

OPERAZIONE SU TRAVERSO - ANTA C9V102

1 / 6



 **C160S-ASS-1969**

L'elemento è sigillato quando il silicone esce dai piccoli fori.

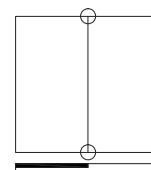
Assemblaggio C9K028

ASSEMBLAGGIO CAVALLOTTI PER TRAVERSO

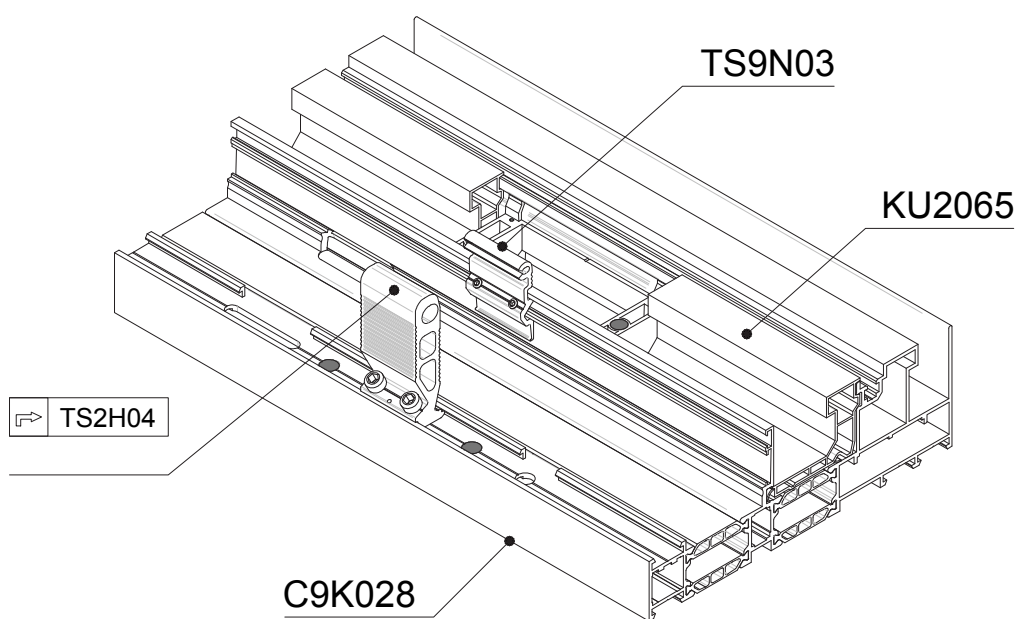
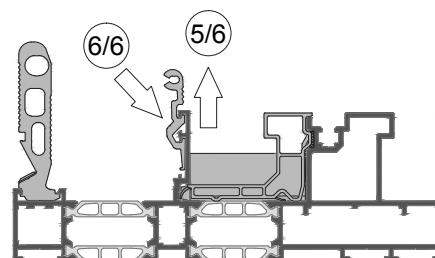
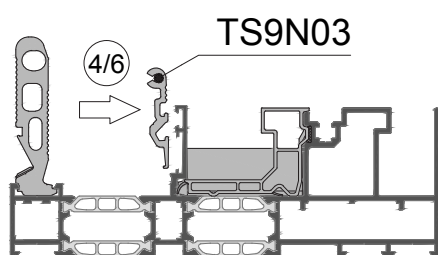
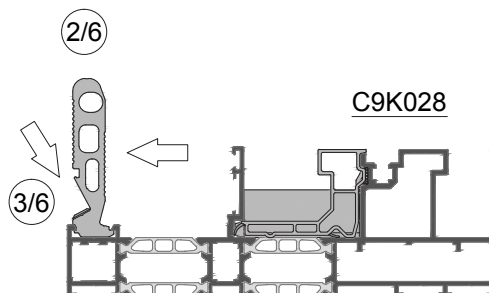
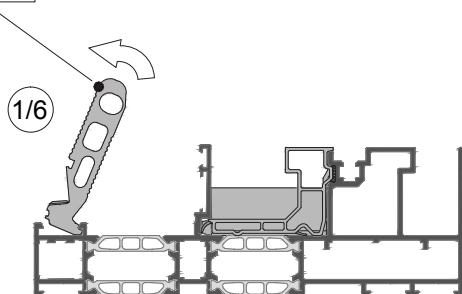
2 / 6



ASS-1950
E



TS2H04

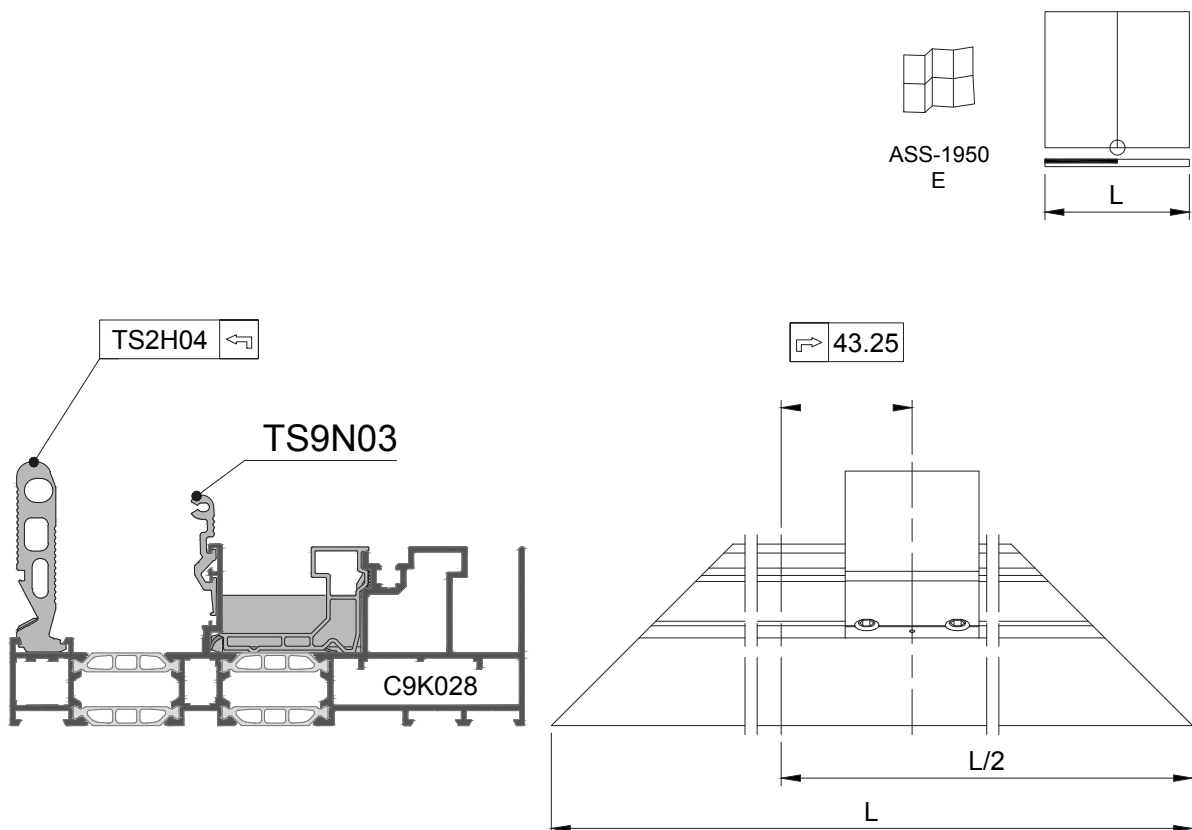
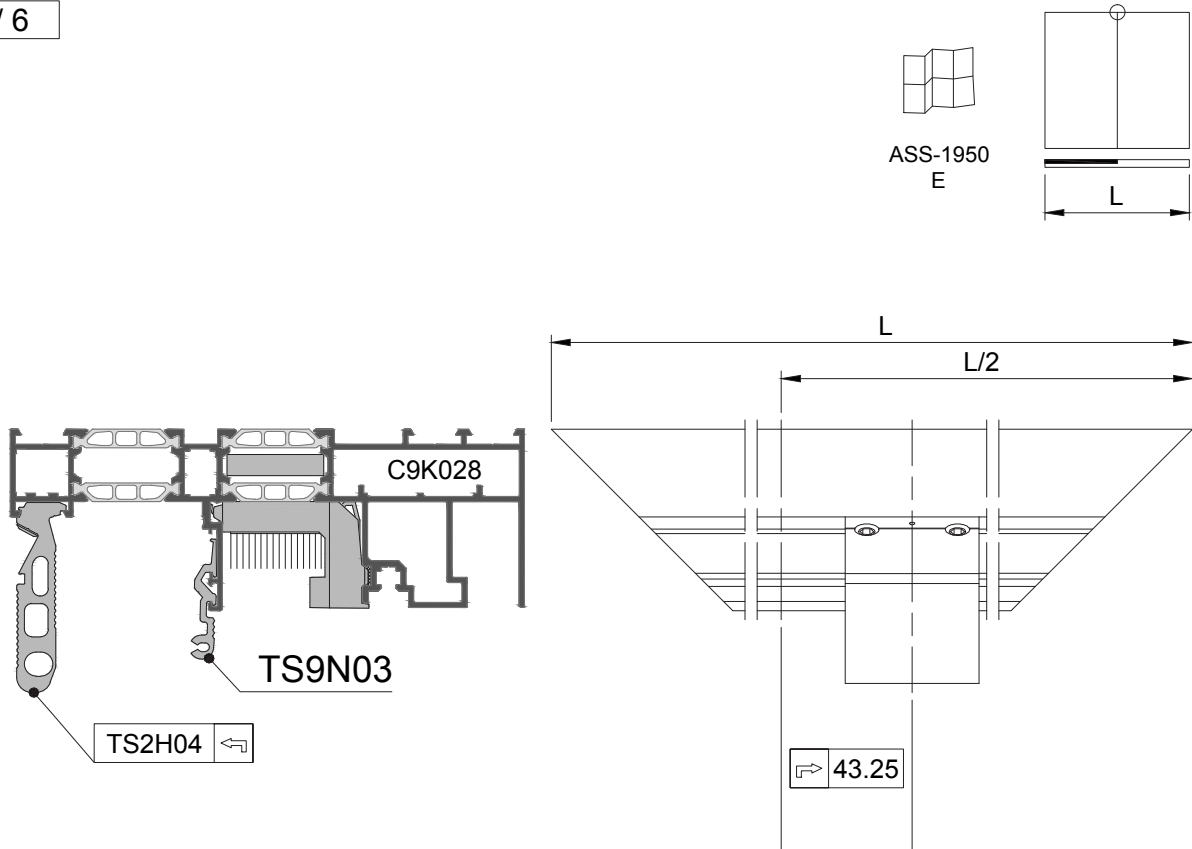


 C160S-ASS-1970

Assemblaggio C9K028

POSIZIONAMENTO CAVALLOTTI PER TRAVERSO

3 / 6

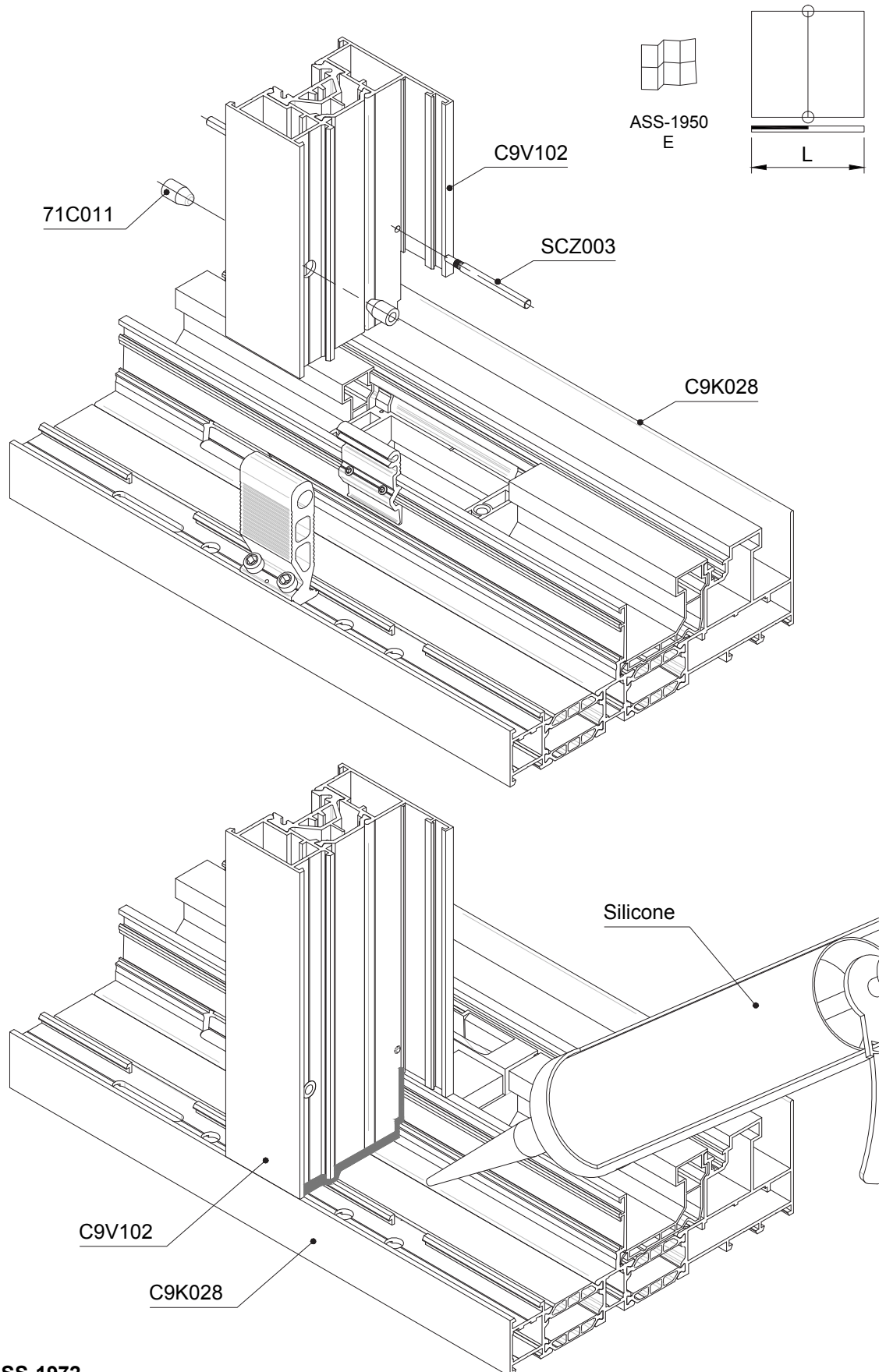


 C160S-ASS-1971

Assemblaggio C9K028

ASSEMBLAGGIO TELAIO C9K028 E TRAVERSO C9V102

4 / 6

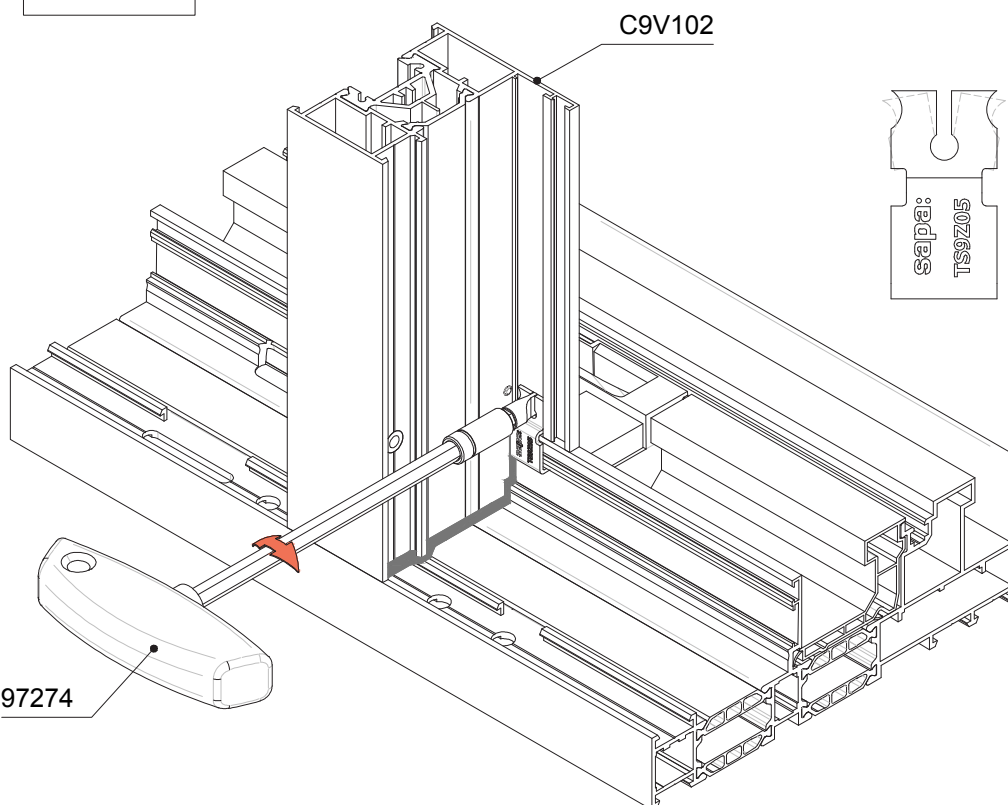
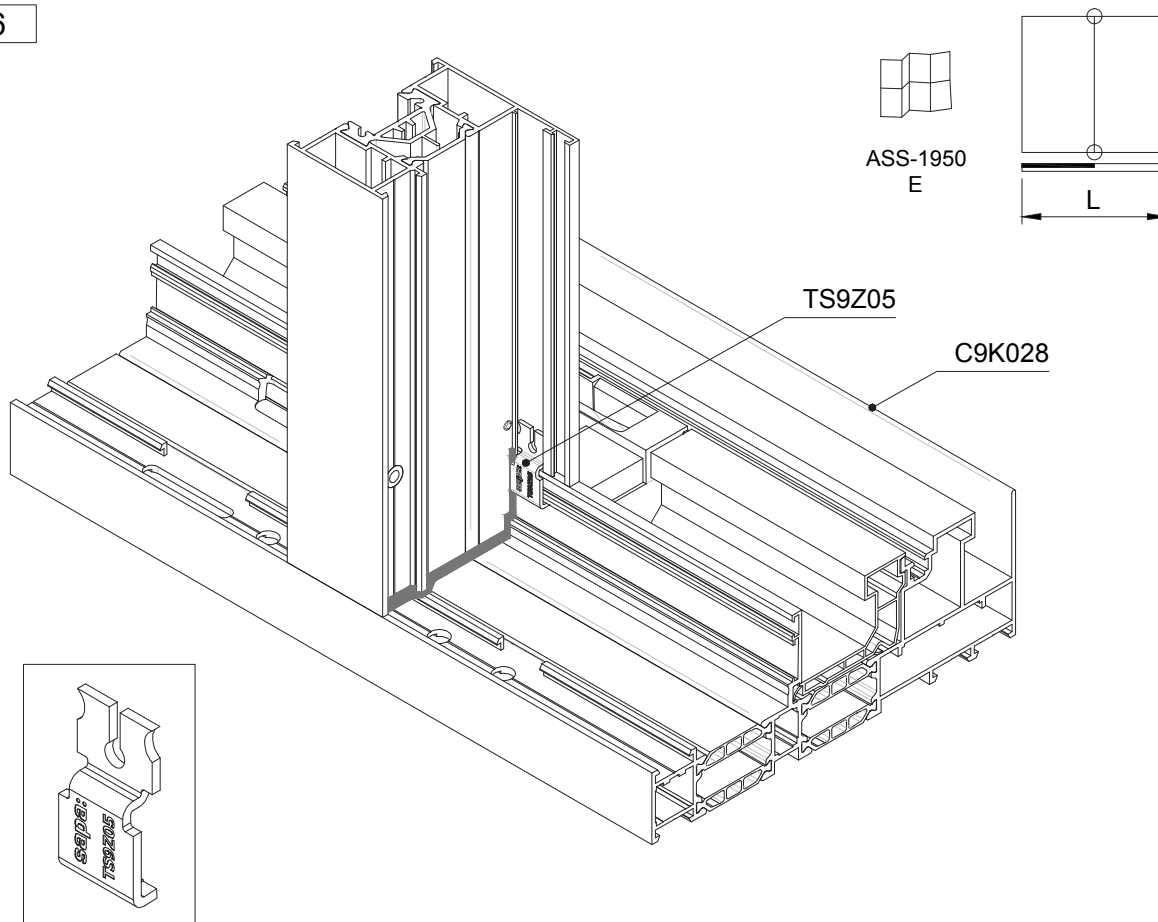


 C160S-ASS-1972

Assemblaggio C9K028

ASSEMBLAGGIO TRAVERSO CON TS9Z05

5 / 6



 C160S-ASS-1973

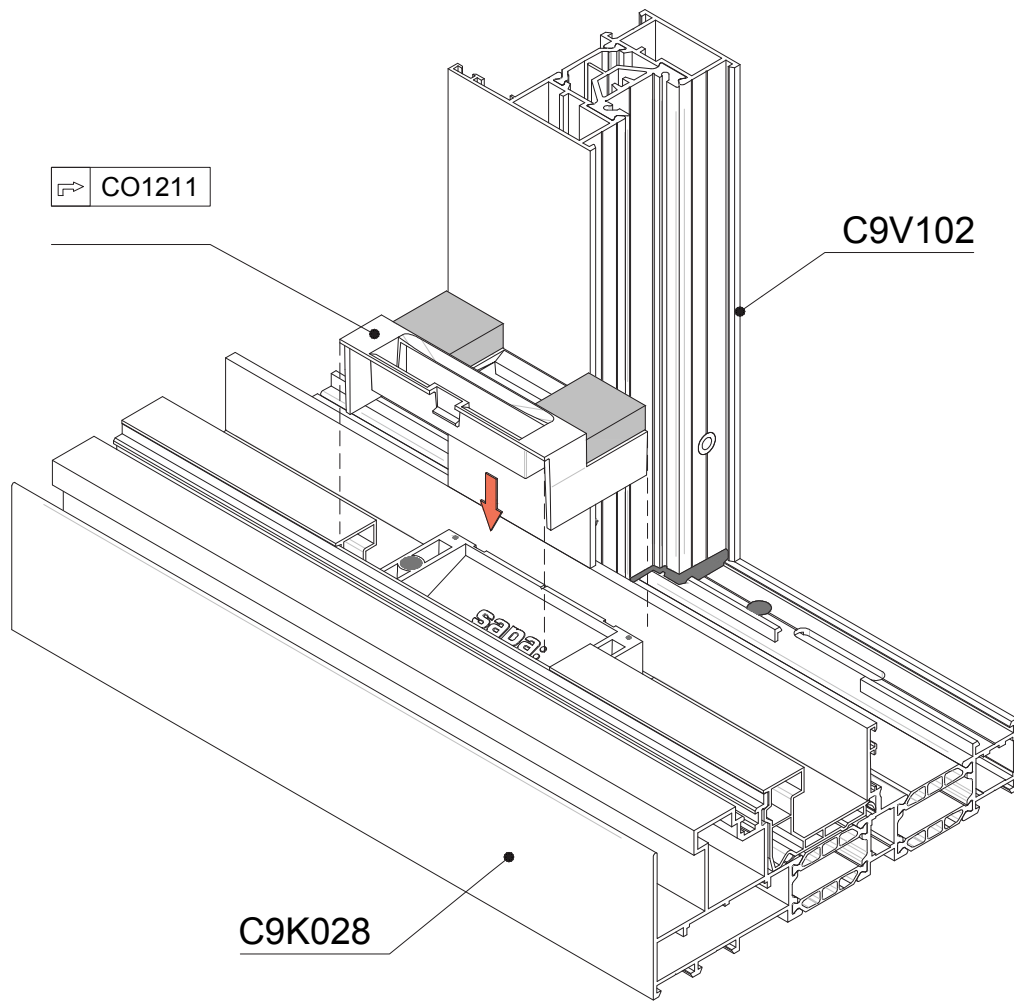
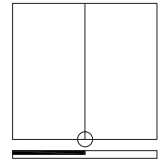
Assemblaggio C9K028

ASSEMBLAGGIO TAPPI DI TENUTA CO1211 SU C9K028 - INFERIORE

6 / 6



ASS-1950
E

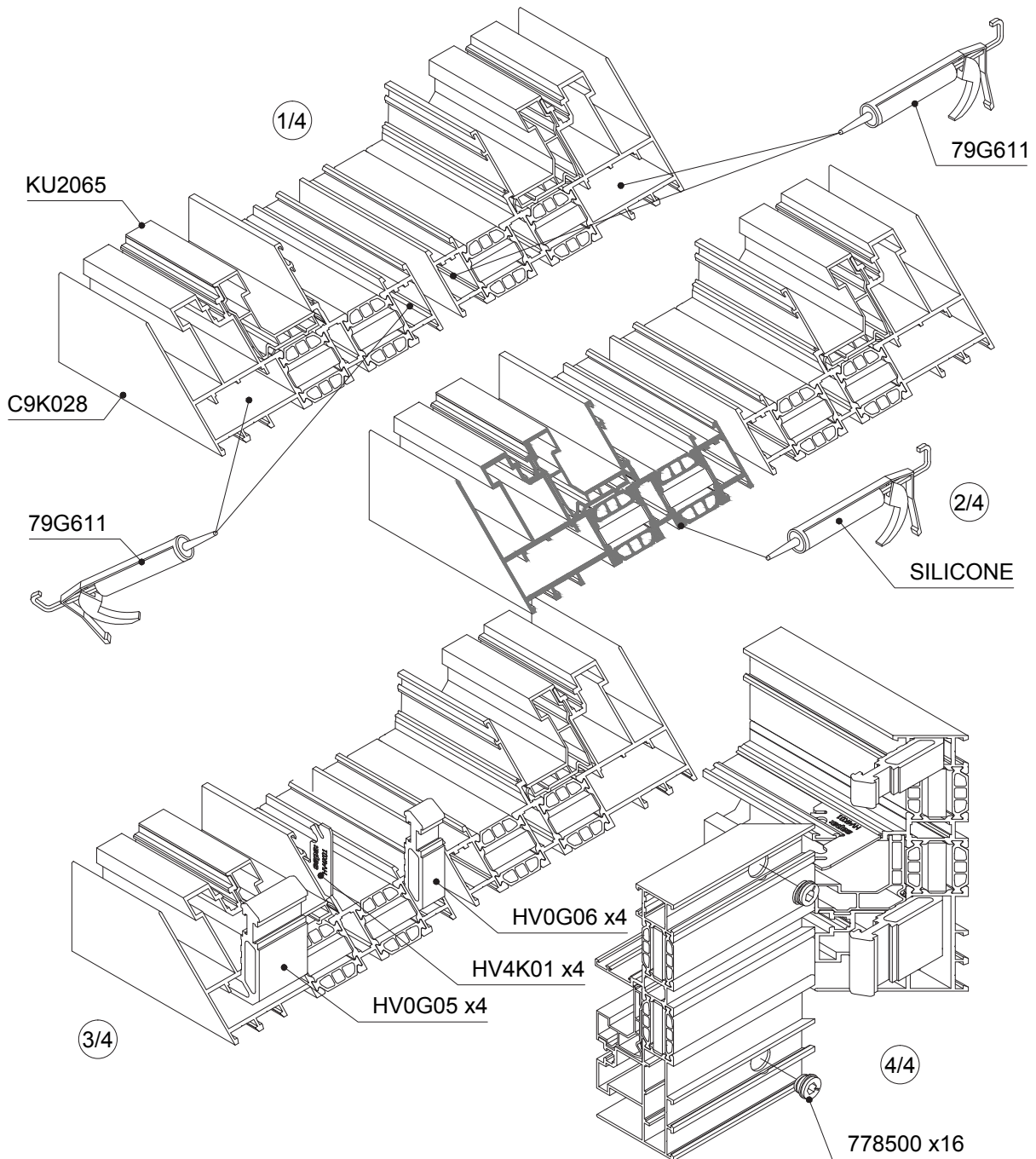
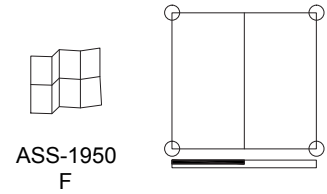


 C160S-ASS-1974

L - Ferramenta e disegni assemblaggio

Assemblaggio C9K028

ASSEMBLAGGIO TELAIO C9K028 CON SQUADRETTE - ECCENTRICI

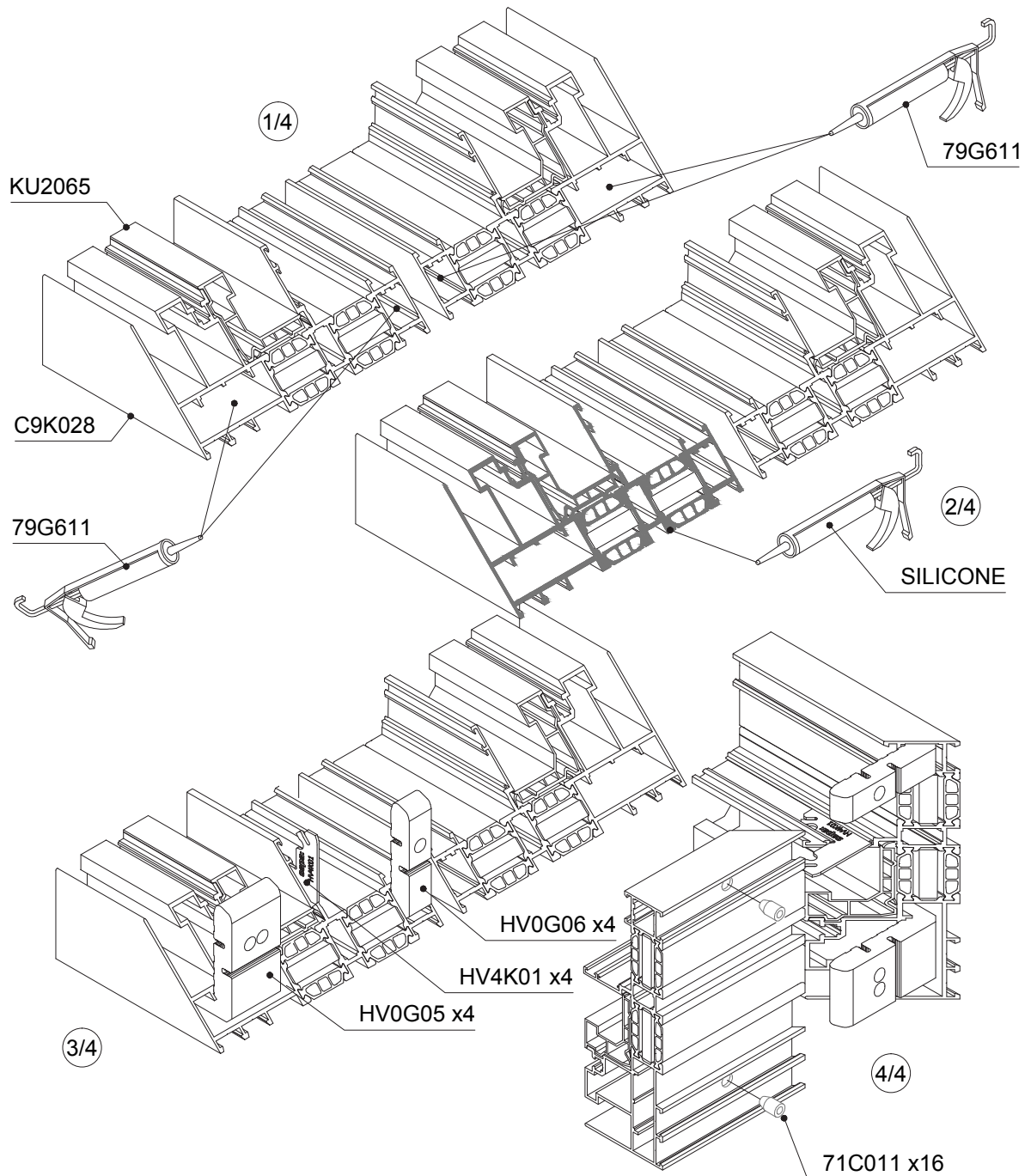
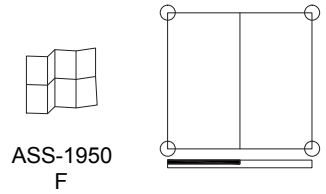


 **C160-ASS-1975**

I rostri vanno inseriti nel profilato verticale C9K200 prima di questo passaggio, vedere pagina L185

Assemblaggio C9K028

ASSEMBLAGGIO TELAIO C9K028 CON SQUADRETTE - SPINE CONICHE

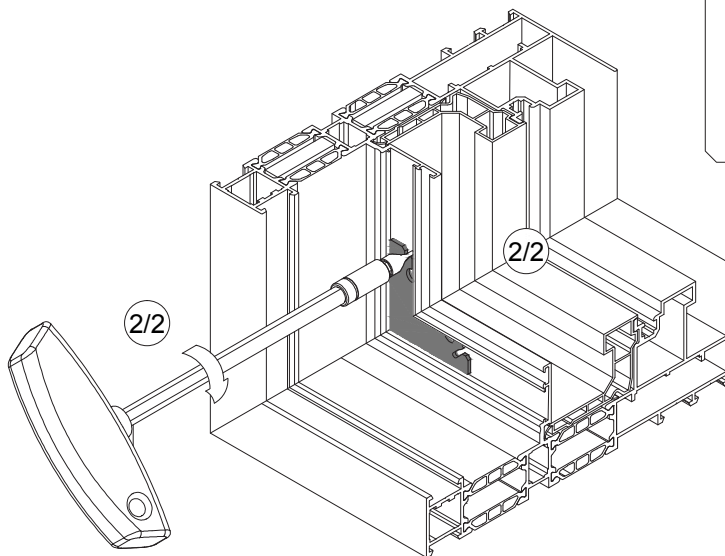

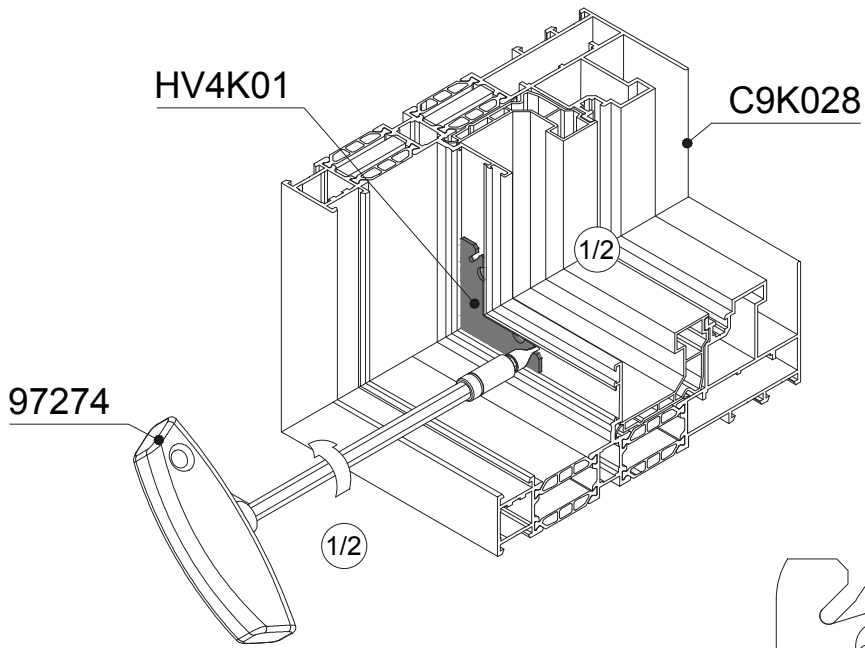
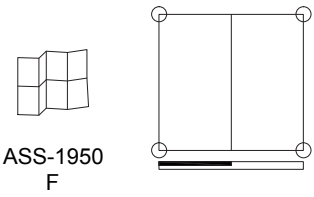


 C160-ASS-1976

I rostri vanno inseriti nel profilato verticale C9K200 prima di questo passaggio, vedere pagina L185

Assemblaggio C9K028

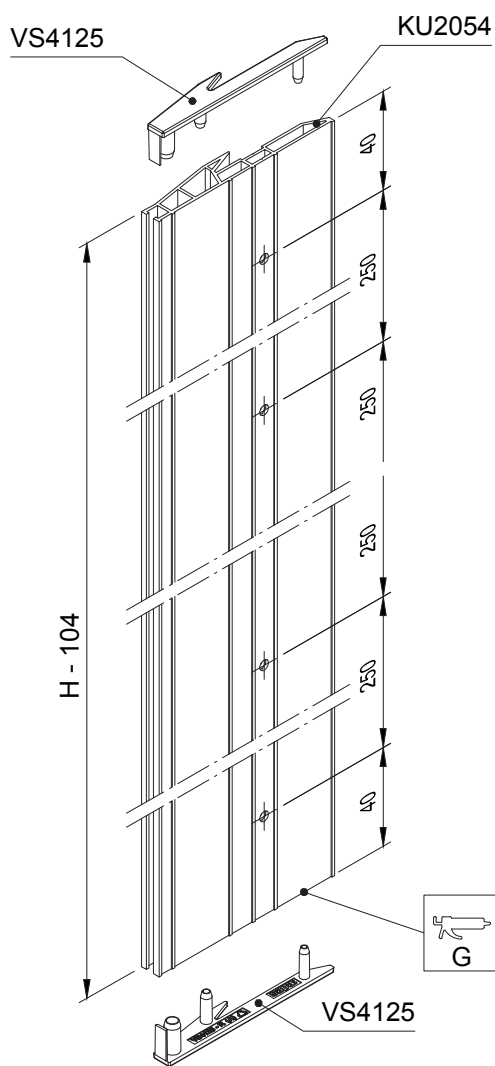
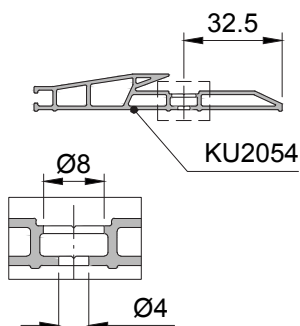
ASSEMBLAGGIO TELAIO C9K028 CON SQUADRETTE - HV4K01



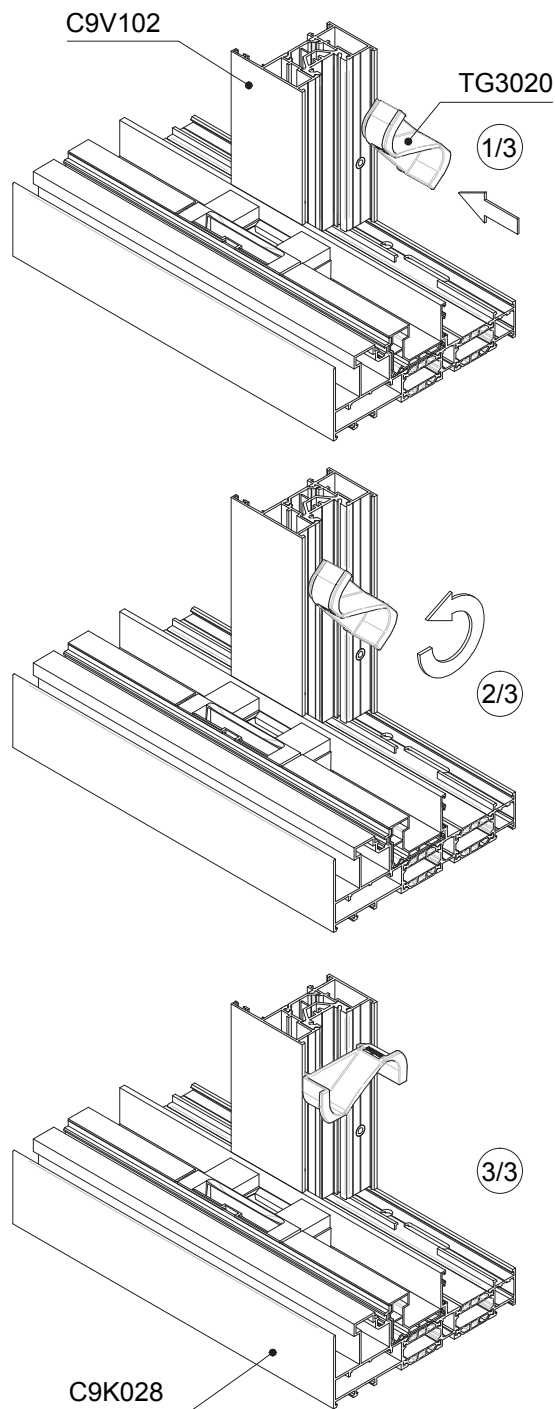
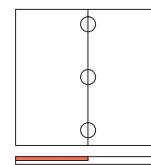
Assemblaggio C9K028

OPERAZIONE SU INCONTRO KU2054-VS4125

1 / 5



ASS-1950
E

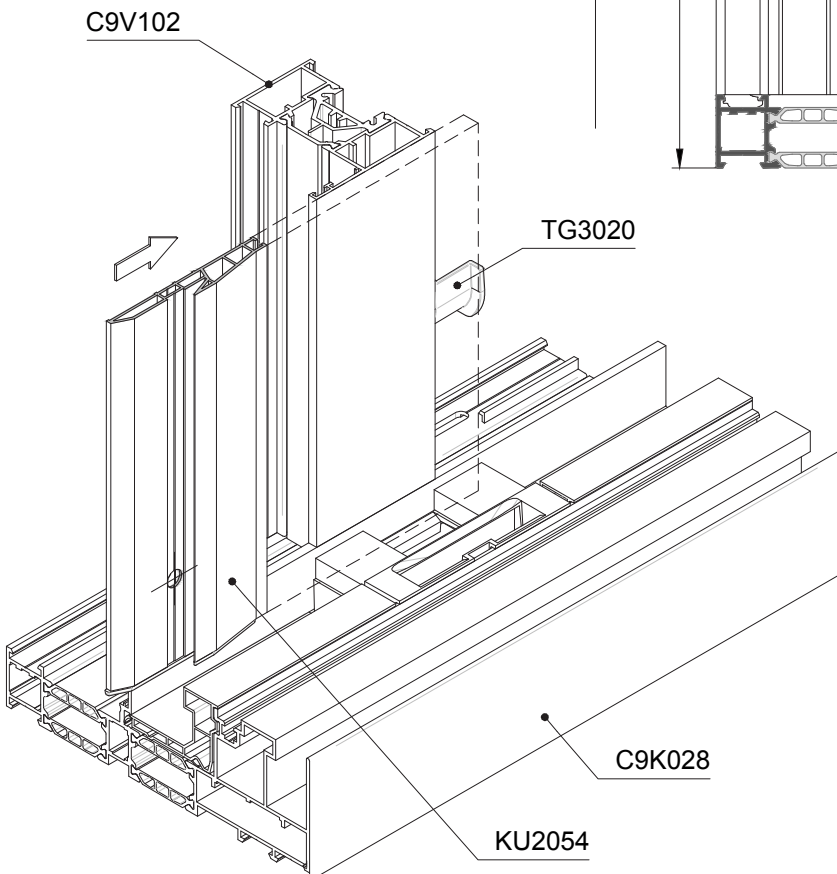
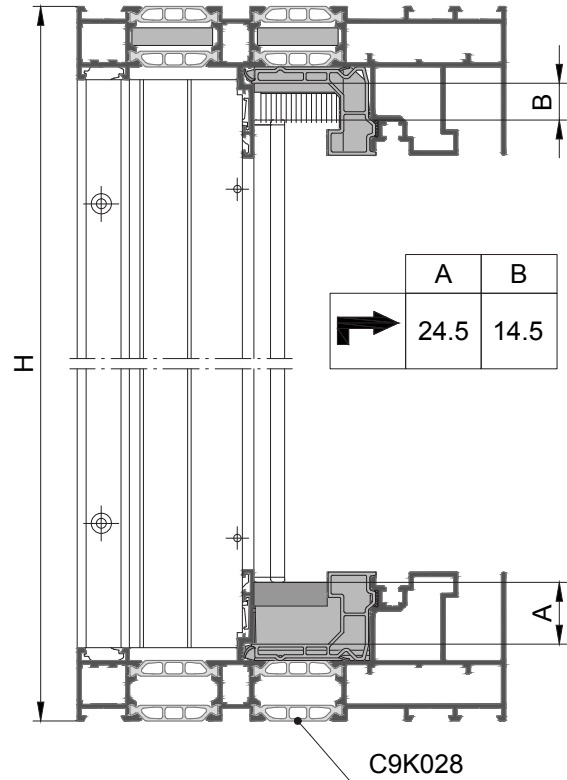
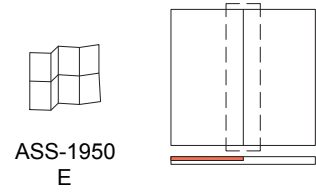
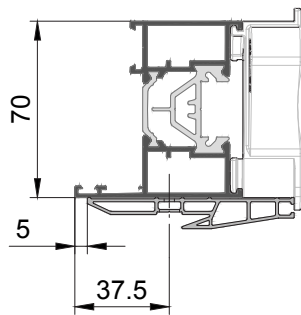
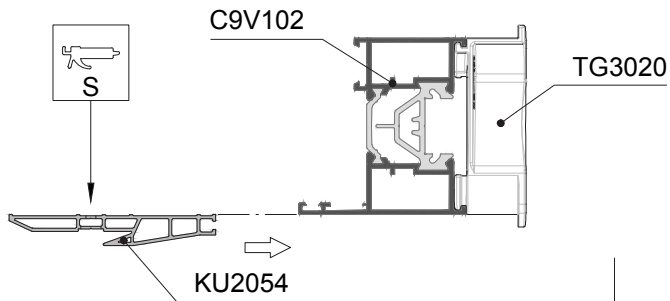



 C160S-ASS-1978

Assemblaggio C9K028

POSIZIONAMENTO E ASSEMBLAGGIO INCONTRO SU C9V102

2 / 5



 **C160S-ASS-1979**
Usare le viti nere 82K313.005.

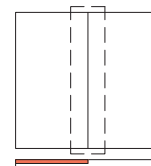
Assemblaggio C9K028

ASSEMBLAGGIO INCONTRO SU C9V102

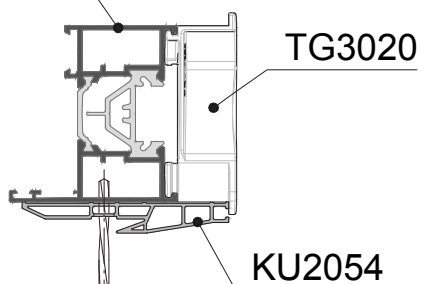
3 / 5



ASS-1950
E



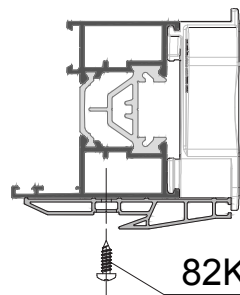
C9V102



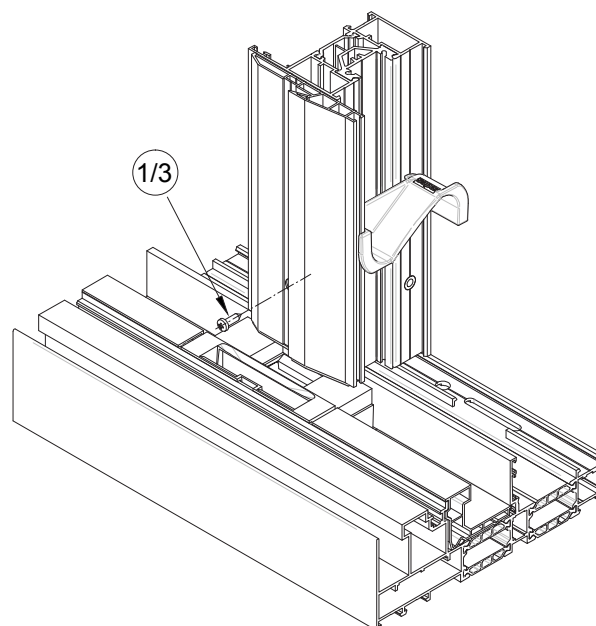
TG3020

KU2054

Ø3



82K313.005

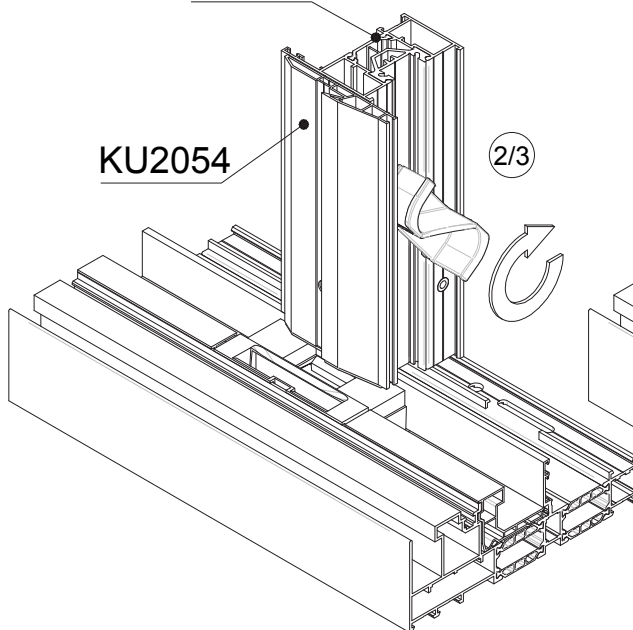


1/3

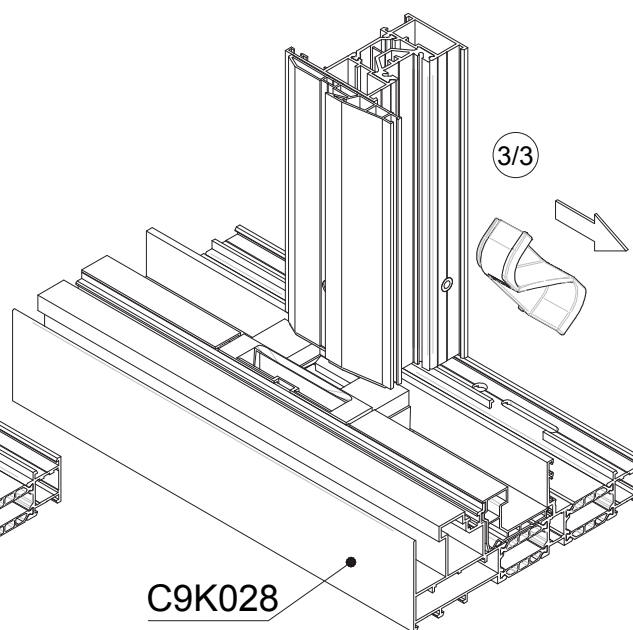
C9V102

KU2054

2/3



3/3



C9K028

 C160S-ASS-1980

Usare le viti nere 82K313.005.

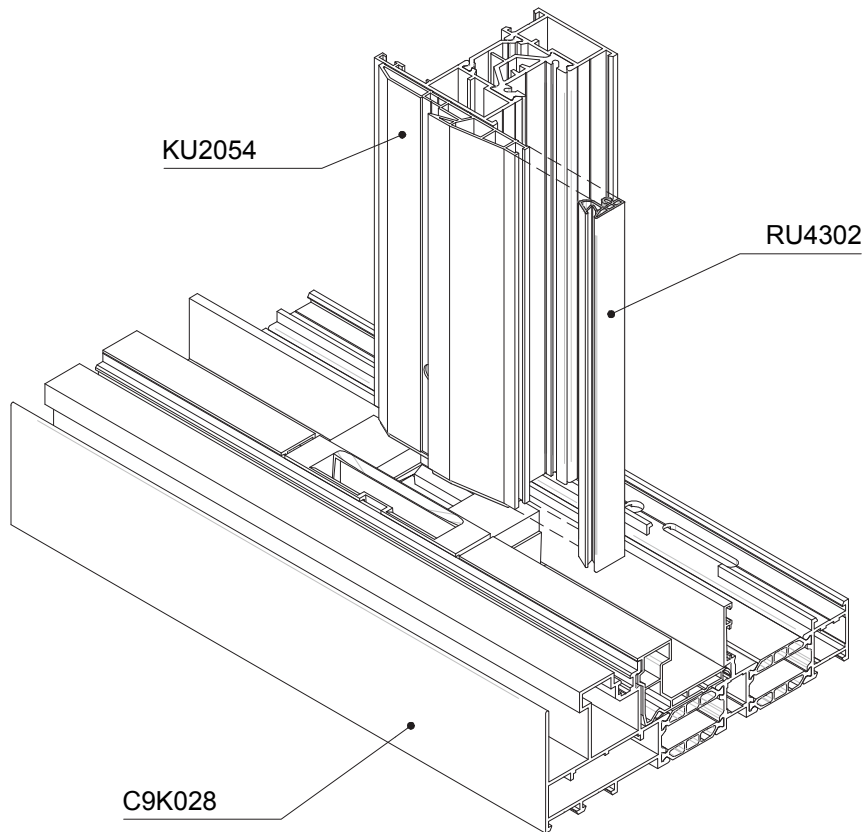
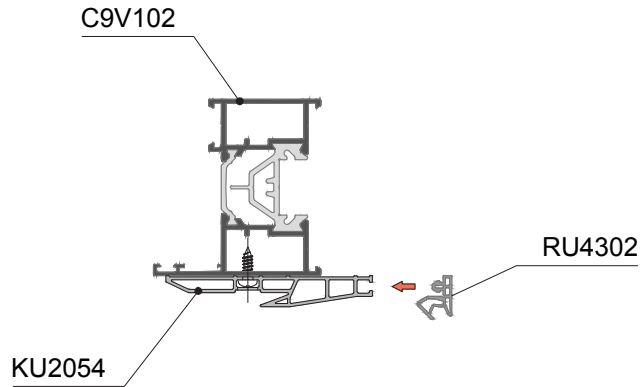
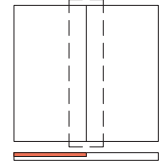
Assemblaggio C9K028

ASSEMBLAGGIO GUARNIZIONE RU4302 SU KU2054

4 / 5



ASS-1950
E



C160S-ASS-1981

Usare le viti nere 82K313.005.

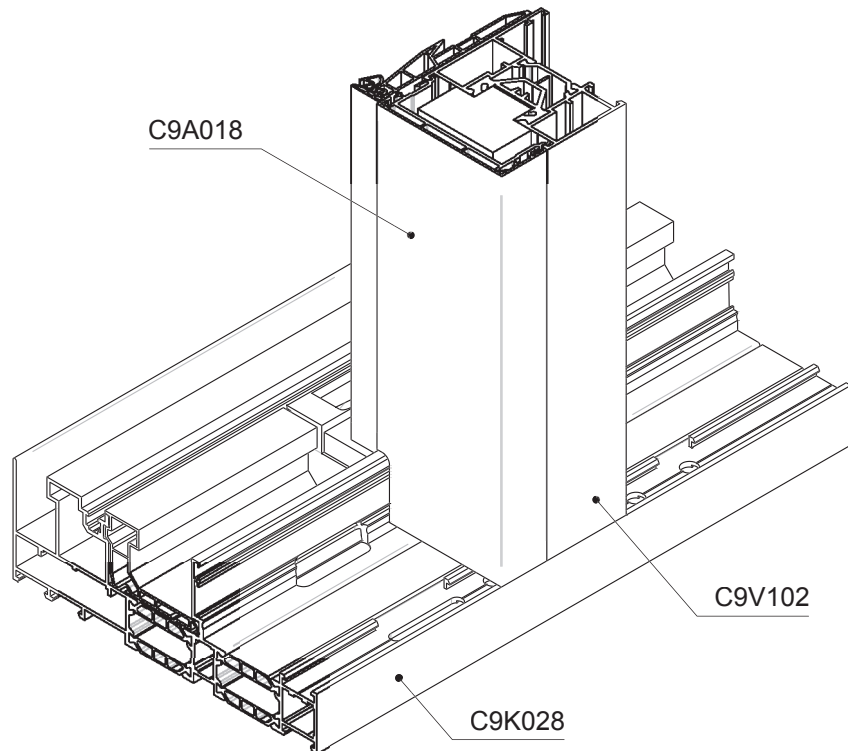
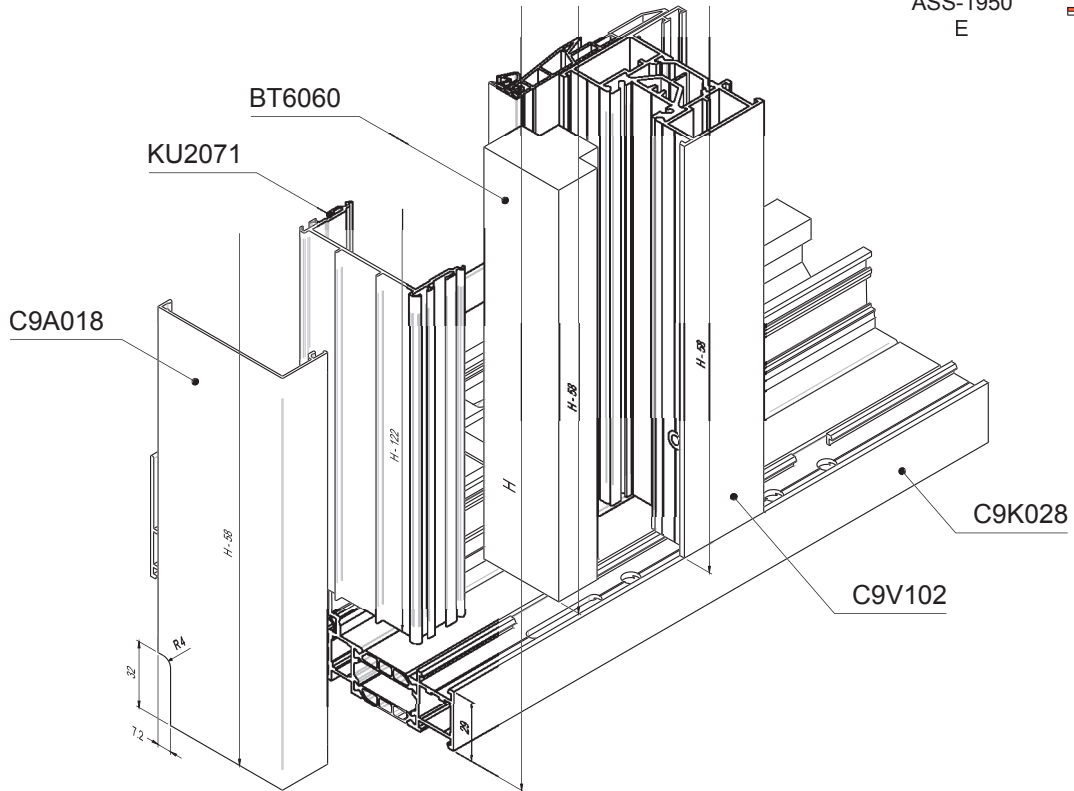
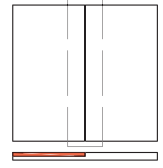
Assemblaggio C9K028

OPERAZIONE E ASSEMBLAGGIO C9A023/C9A018 SU C9V102

5 / 5



ASS-1950
E

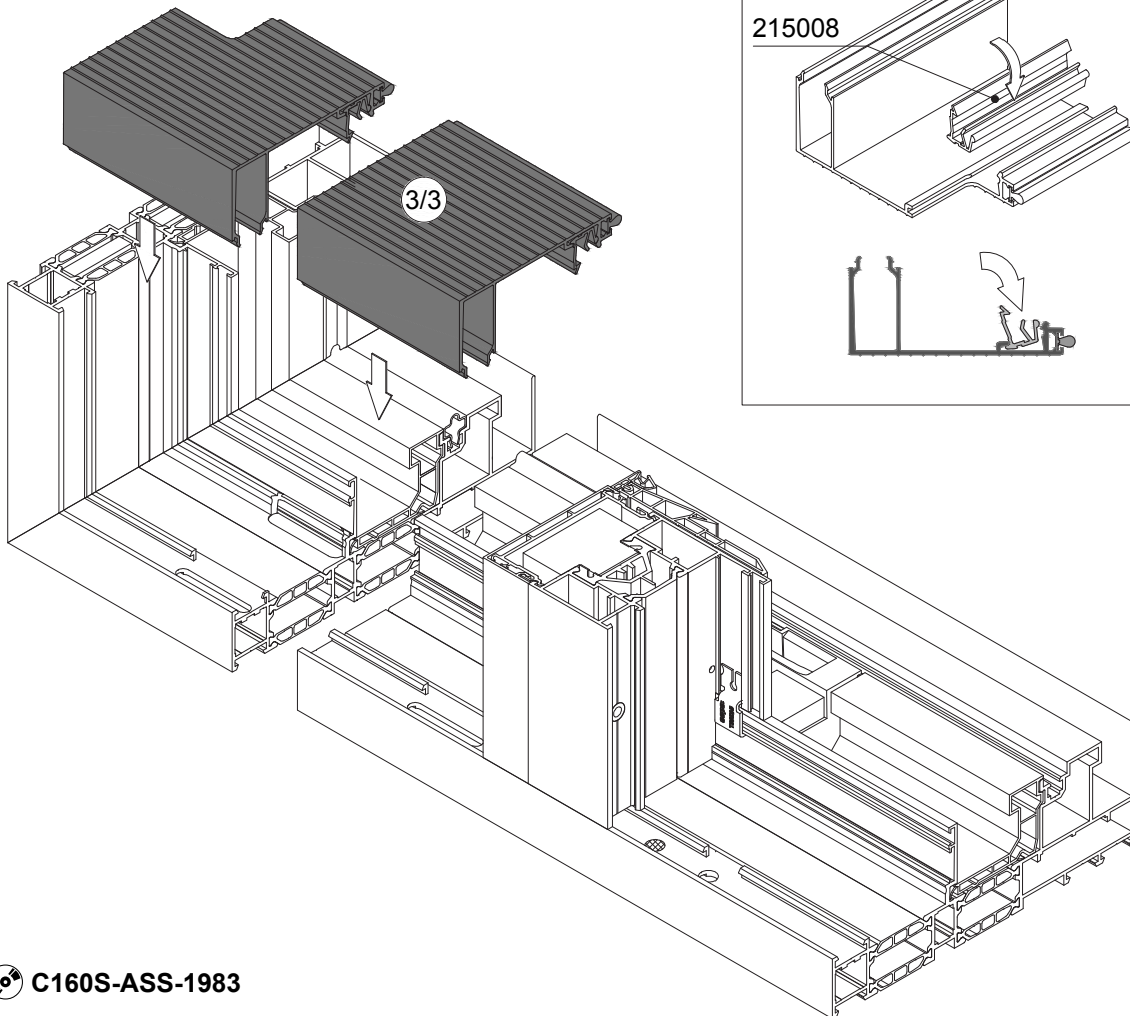
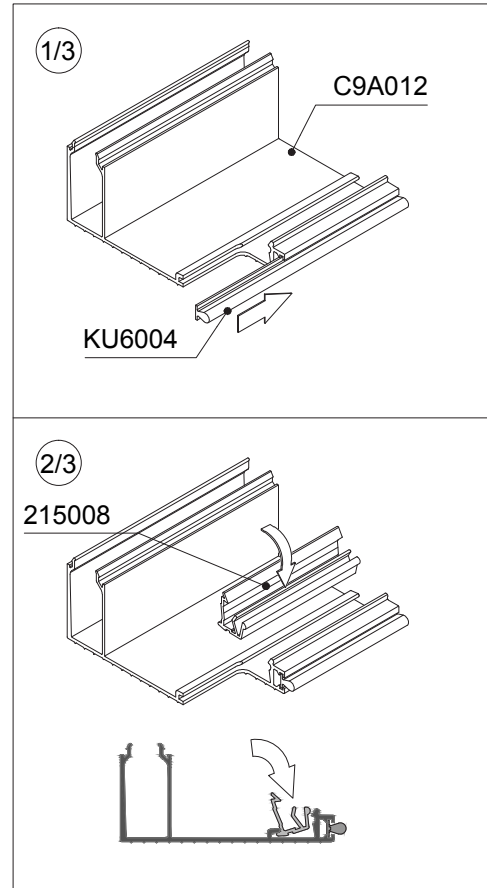
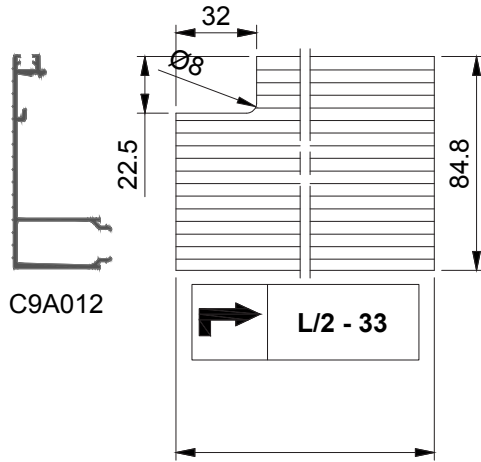
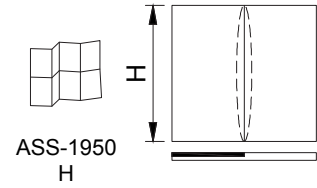


 C160S-ASS-1982

Assemblaggio C9K028

OPERAZIONE C9A012 E ASSEMBLAGGIO C9K028 - INFERIORE

1 / 3

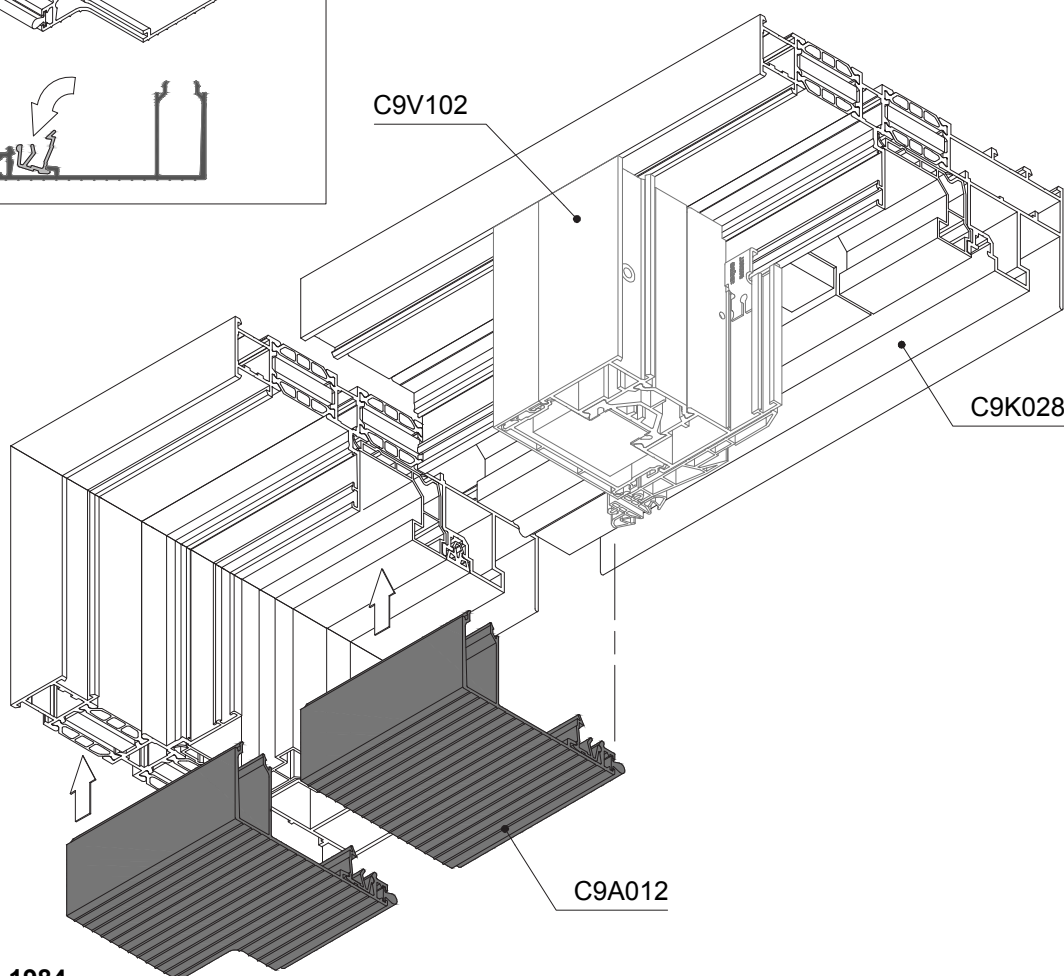
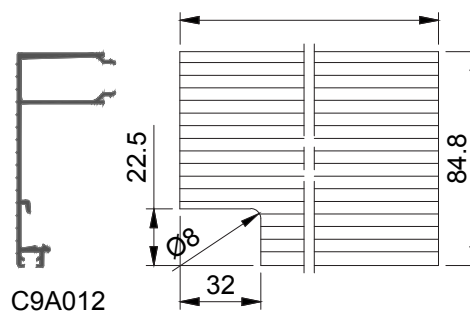
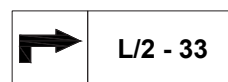
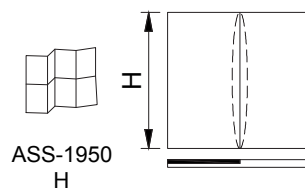
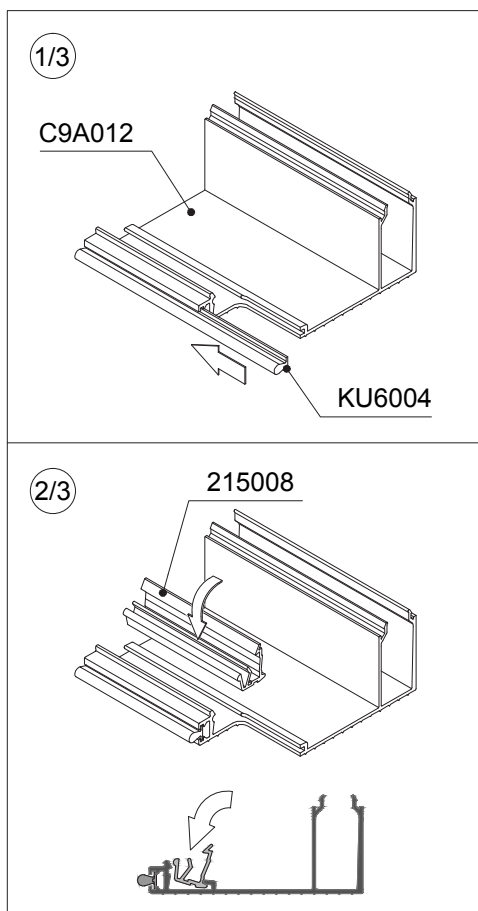


 C160S-ASS-1983

Assemblaggio C9K028

OPERAZIONE C9A012 E ASSEMBLAGGIO C9K028 - SUPERIORE

2 / 3

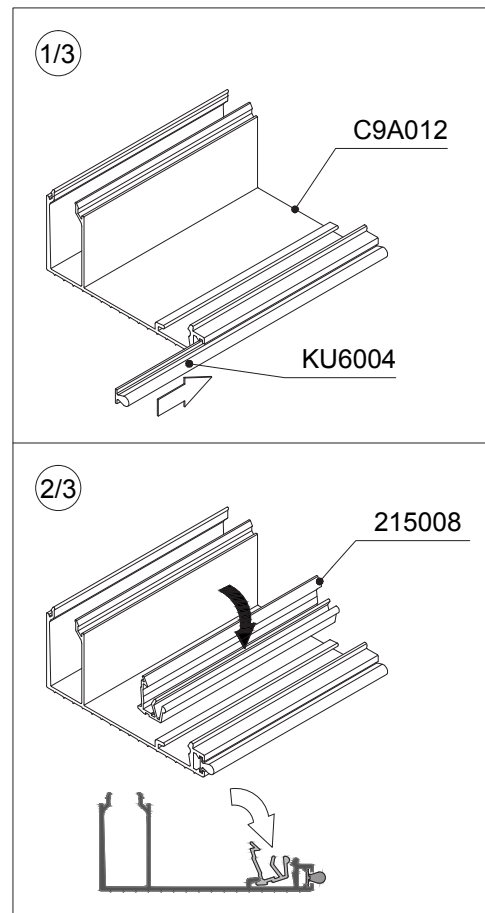
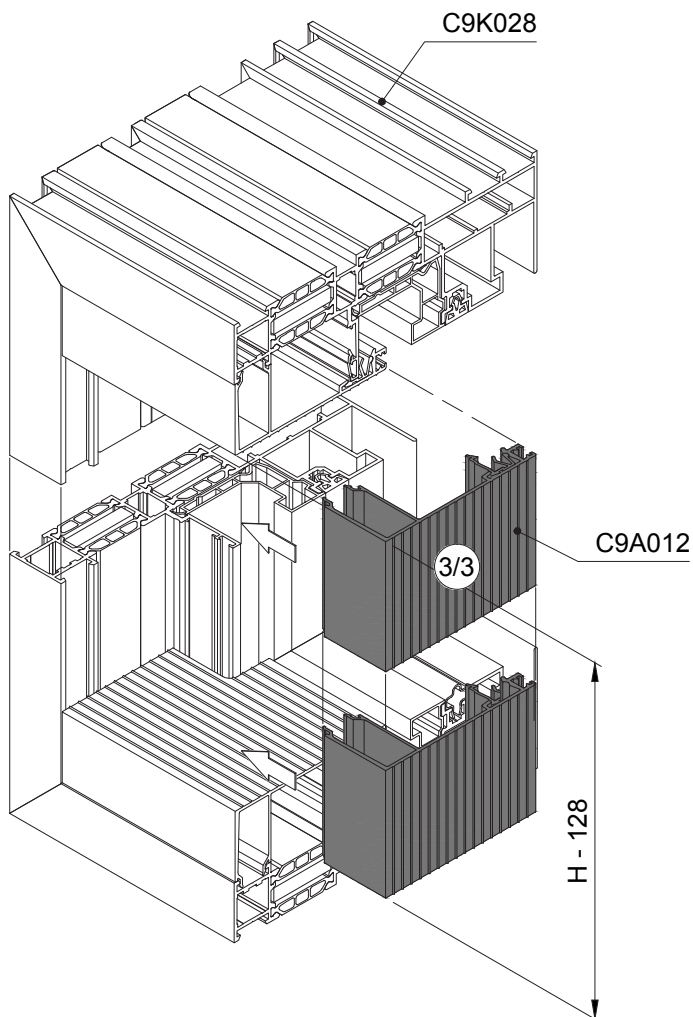
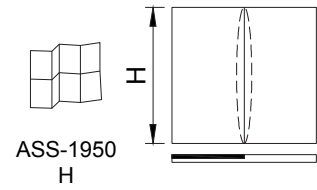


 C160S-ASS-1984

Assemblaggio C9K028

OPERAZIONE C9A012 E ASSEMBLAGGIO C9K028 - LATERALE

3 / 3



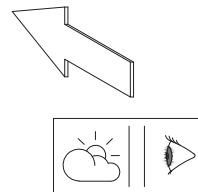
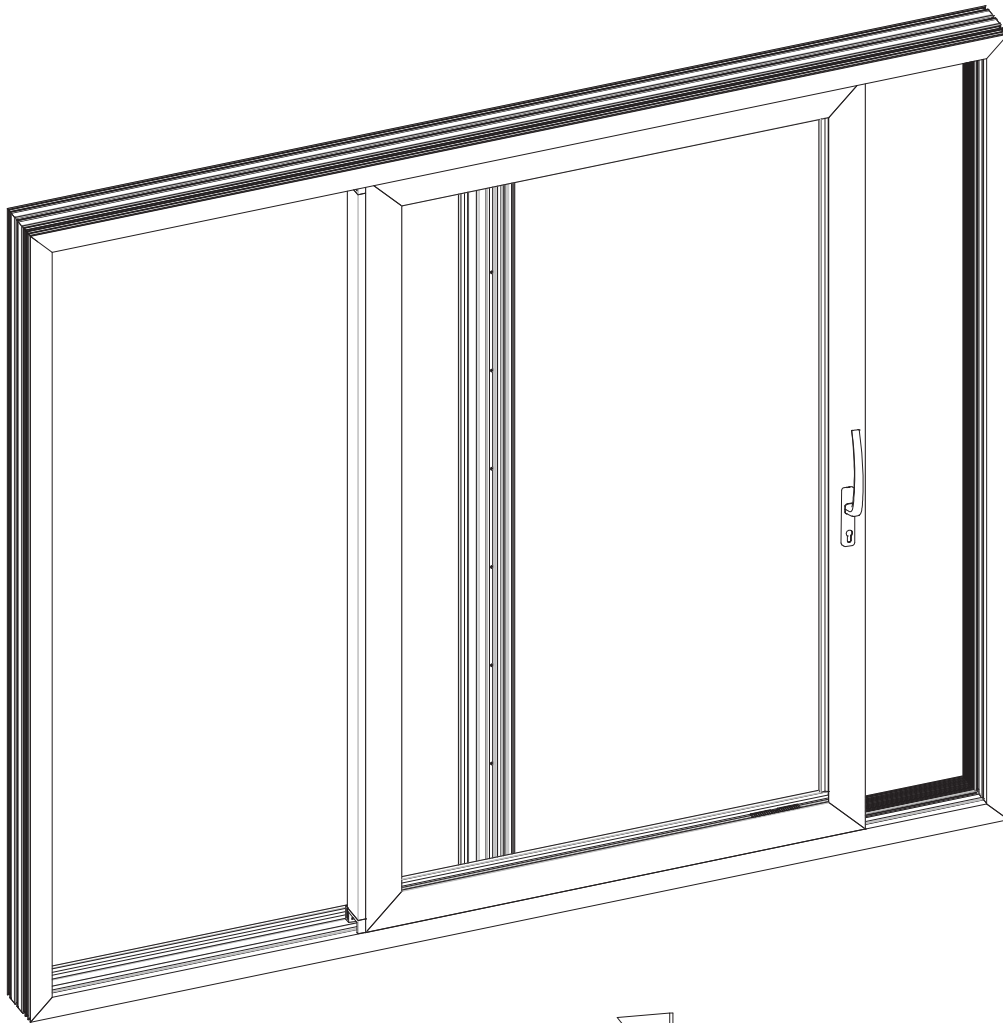
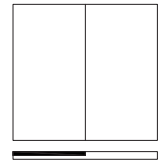
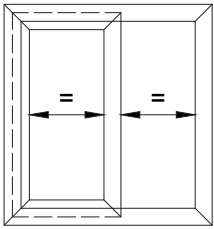
 C160S-ASS-1985

Assemblaggio C9K200

Panoramica assemblaggio	L353
Operazioni su C9K200 e KU2065 e assemblaggio isolamento BT6019	L355
Operazione su squadrette con eccentrici	L356
3D panoramica drenaggio: C9K200 + KU2065	L357
2D panoramica drenaggio: C9K200 + KU2065	L358
Drenaggio C9K200 - Parte 1	L359
Drenaggio C9K200 - Parte 2	L360
Drenaggio C9K200 - Parte 3	L361
Drenaggio C9K200 - Parte 4	L362
Drenaggio C9K200 - Parte 5	L363
Drenaggio C9K200 - Parte 6	L364
Drenaggio C9K200 - Parte 7	L365
Drenaggio C9K200 - Parte 8	L366
Isolamento del drenaggio KU2065 - A	L367
Isolamento del drenaggio KU2065 - B	L368
Assemblaggio valvola VS0107 ed isolamento KU2065 su C9K200 - Inferiore	L369
Assemblaggio tappo di tenuta VS9416/VS9973/215-007 su C9K200 - Inferiore	L370
Assemblaggio tappi di tenuta CO1210/CO1211 su C9K200 - Inferiore	L371
Assemblaggio tappi di tenuta CO1212 e operazione KU2065 su C9K200 - Superiore	L372
Operazione su traverso C9T210	L373
Assemblaggio cavallotti TS9H00 e TS2M02	L374
Assemblaggio cavallotti TS9H00 e TS2M02	L375
Assemblaggio traverso C9T210 su C9K200	L376
Assemblaggio avallotto TS9Z05 e guarnizione	L377
Assemblaggio tappi di tenuta CO1210/CO1211 su C9K200 - Inferiore	L378
Assemblaggio telaio C9K200 con squadrette - Eccentrici	L379
Assemblaggio telaio C9K200 con squadrette - Spine coniche	L380
Assemblaggio telaio C9K200 con squadrette - HV4K01	L381
Assemblaggio incontro KU2054-VS4125	L382
Posizionamento ed assemblaggio incontro su C9T210	L383
Posizionamento ed assemblaggio incontro su C9T210	L384
Posizionamento ed assemblaggio incontro su C9T210	L385
Operazione ed assemblaggio C9A202	L386
Operazione C9A200 ed assemblaggio KU6004 su 215-008	L387
Assemblaggio C9A200 su C9K200	L388

Assemblaggio C9K200

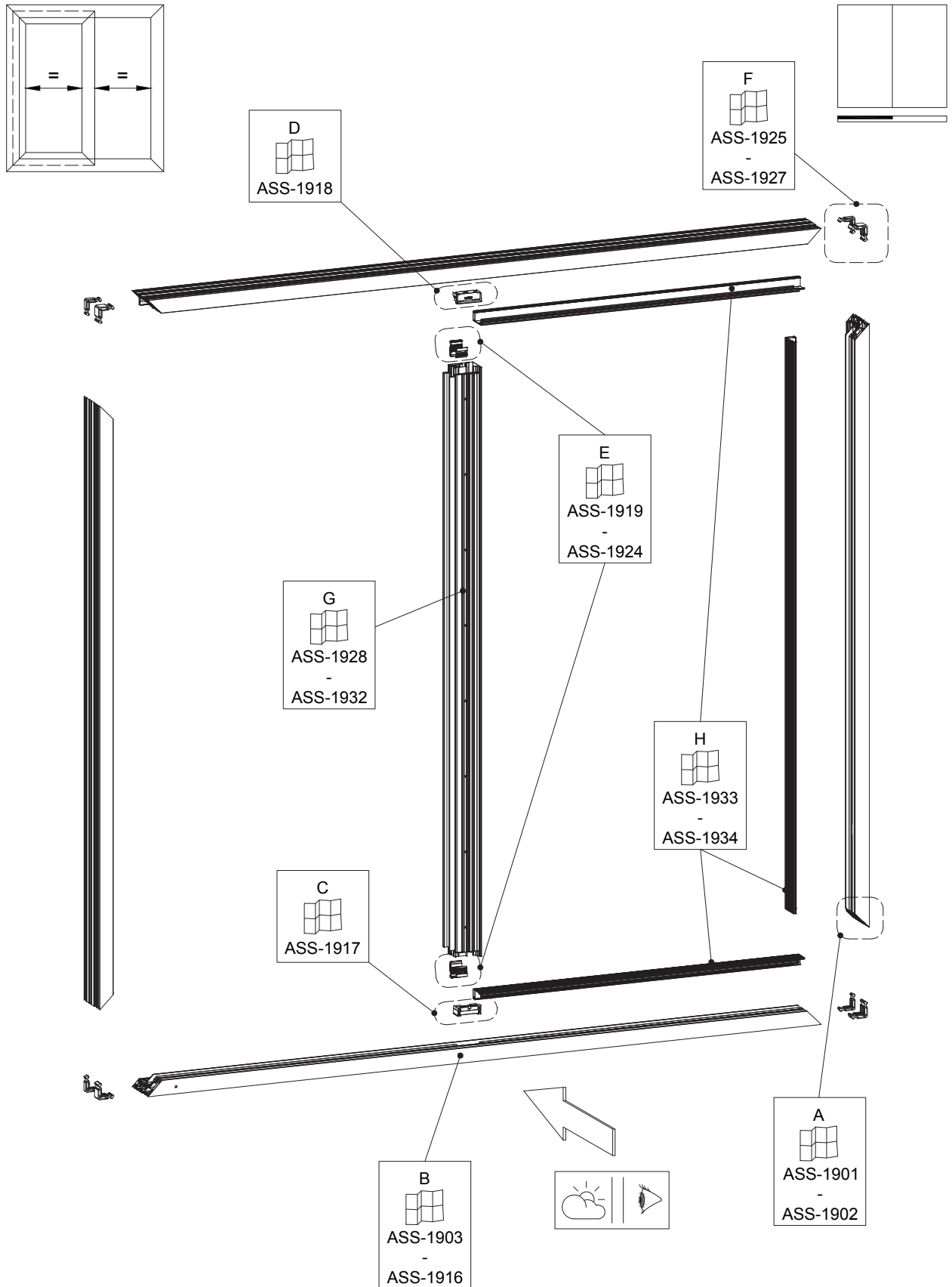
PANORAMICA ASSEMBLAGGIO



 C160-ASS-1828

Assemblaggio C9K200

PANORAMICA ASSEMBLAGGIO

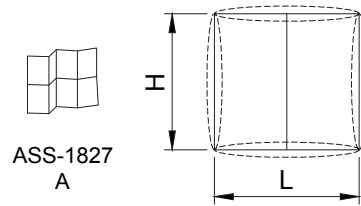
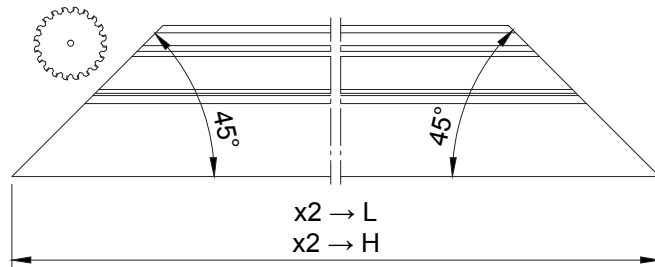
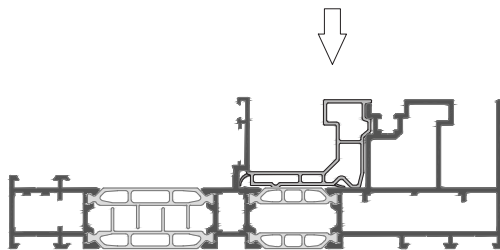
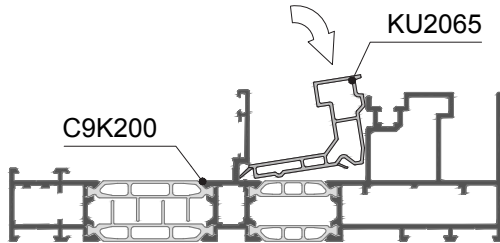


 C160-ASS-1827

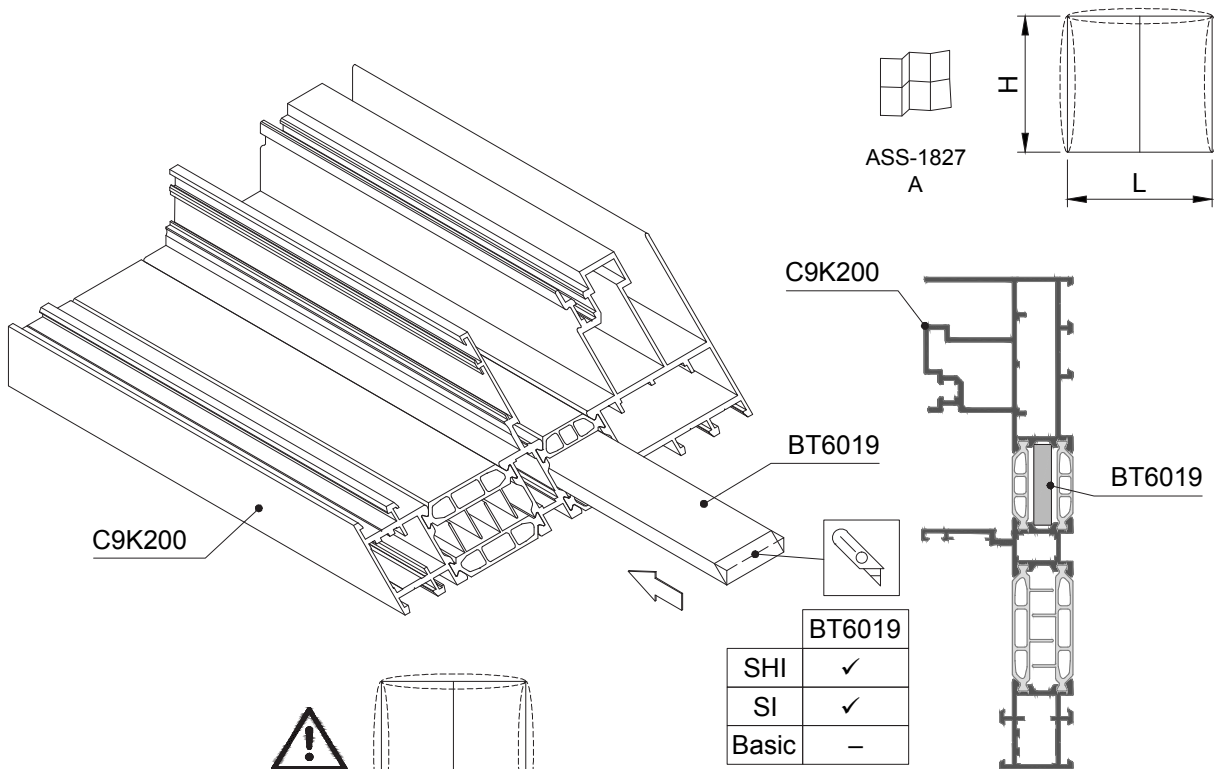
L - Ferramenta e disegni assemblaggio

Assemblaggio C9K200

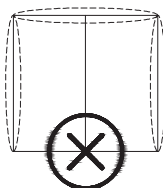
OPERAZIONI SU C9K200 E KU2065 E ASSEMBLAGGIO ISOLAMENTO BT6019



ASS-1827
A



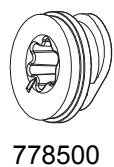
BT6019	
SHI	✓
SI	✓
Basic	-



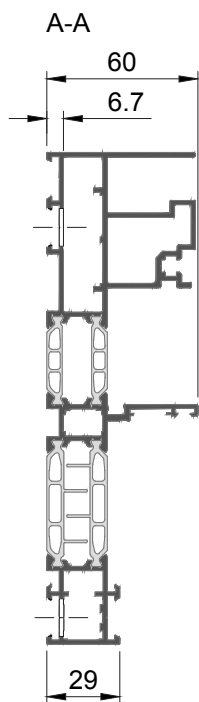
 C160-ASS-1901

Assemblaggio C9K200

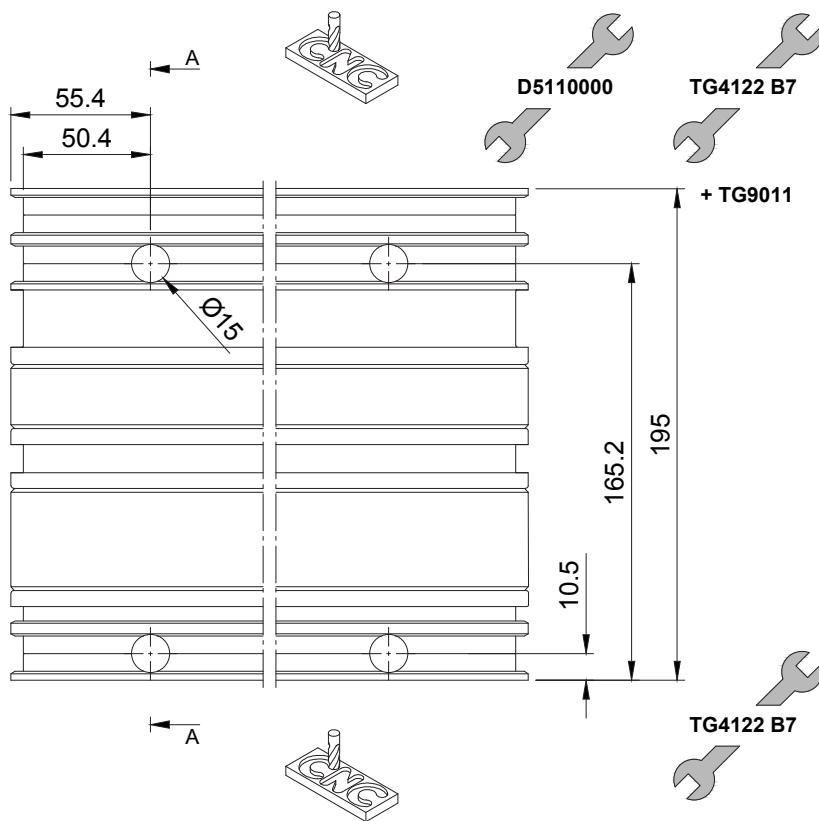
OPERAZIONE SU SQUADRETTE CON ECCENTRICI



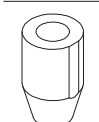
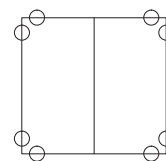
778500



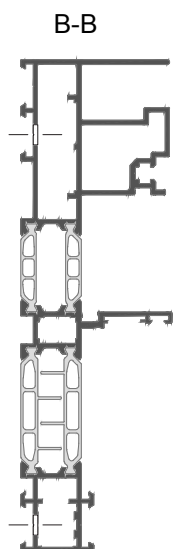
C9K200



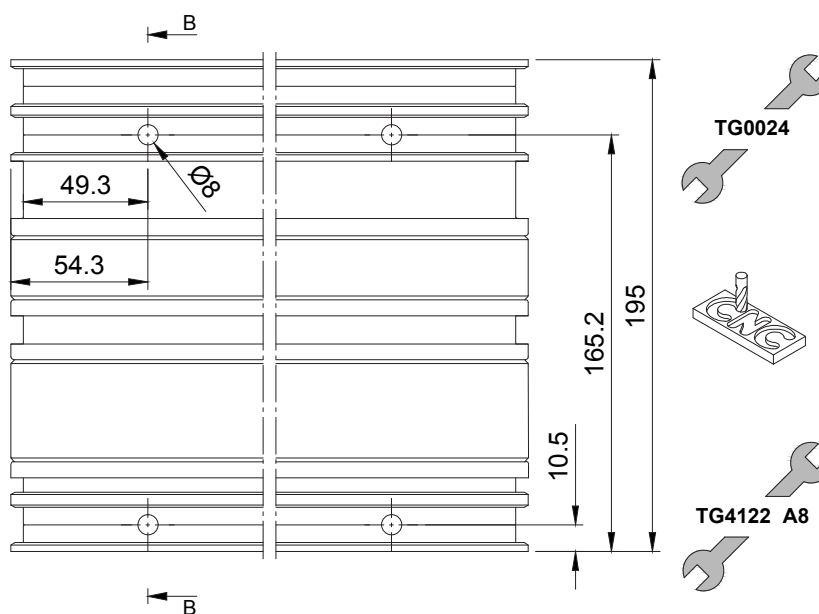
ASS-1827
A



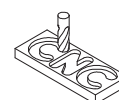
71C011




C9K200



TG0024

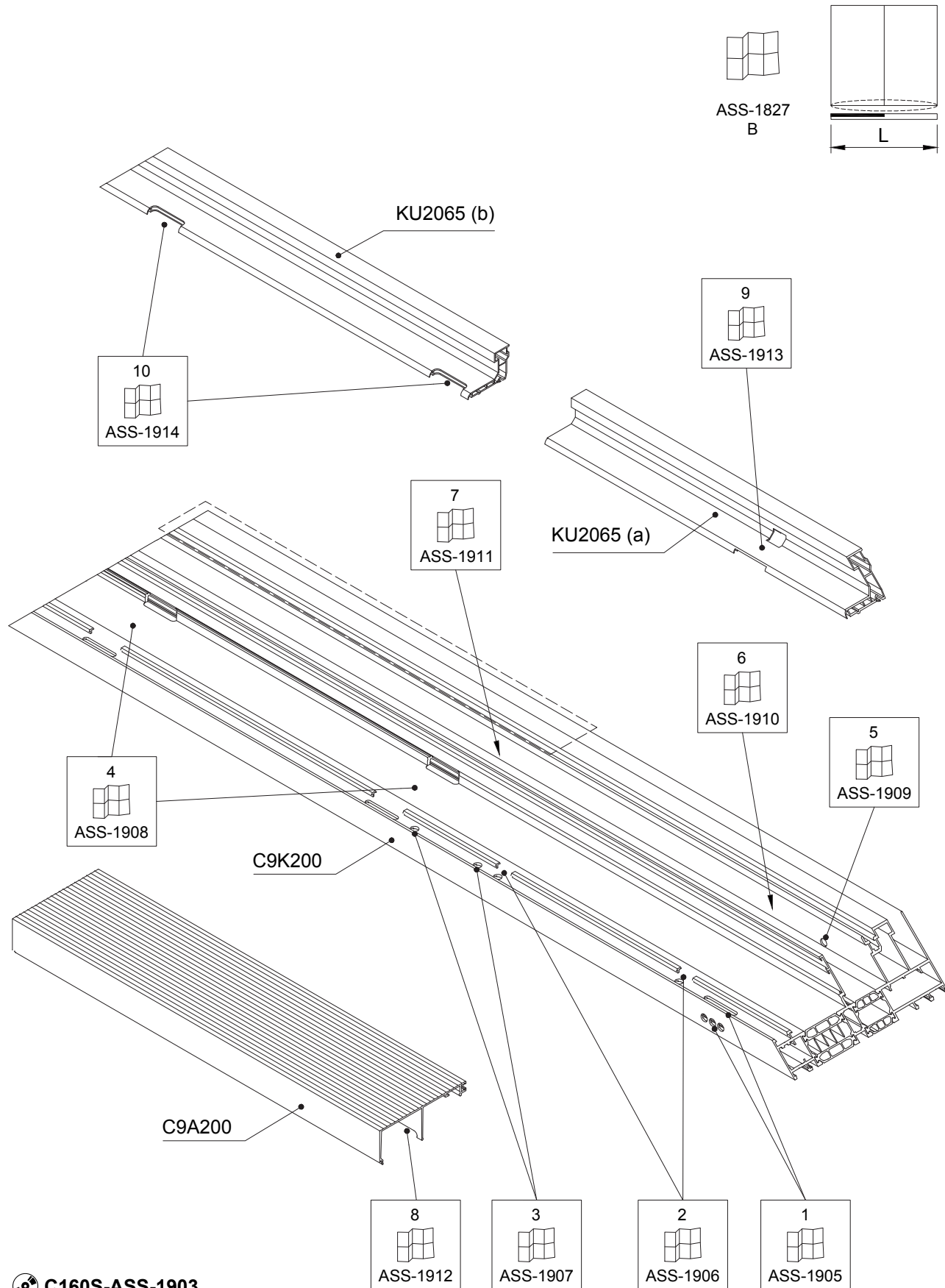


TG4122 A8

 C160-ASS-1902

Assemblaggio C9K200

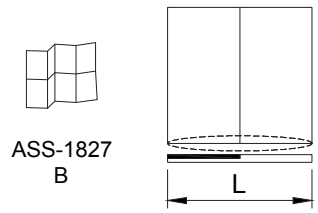
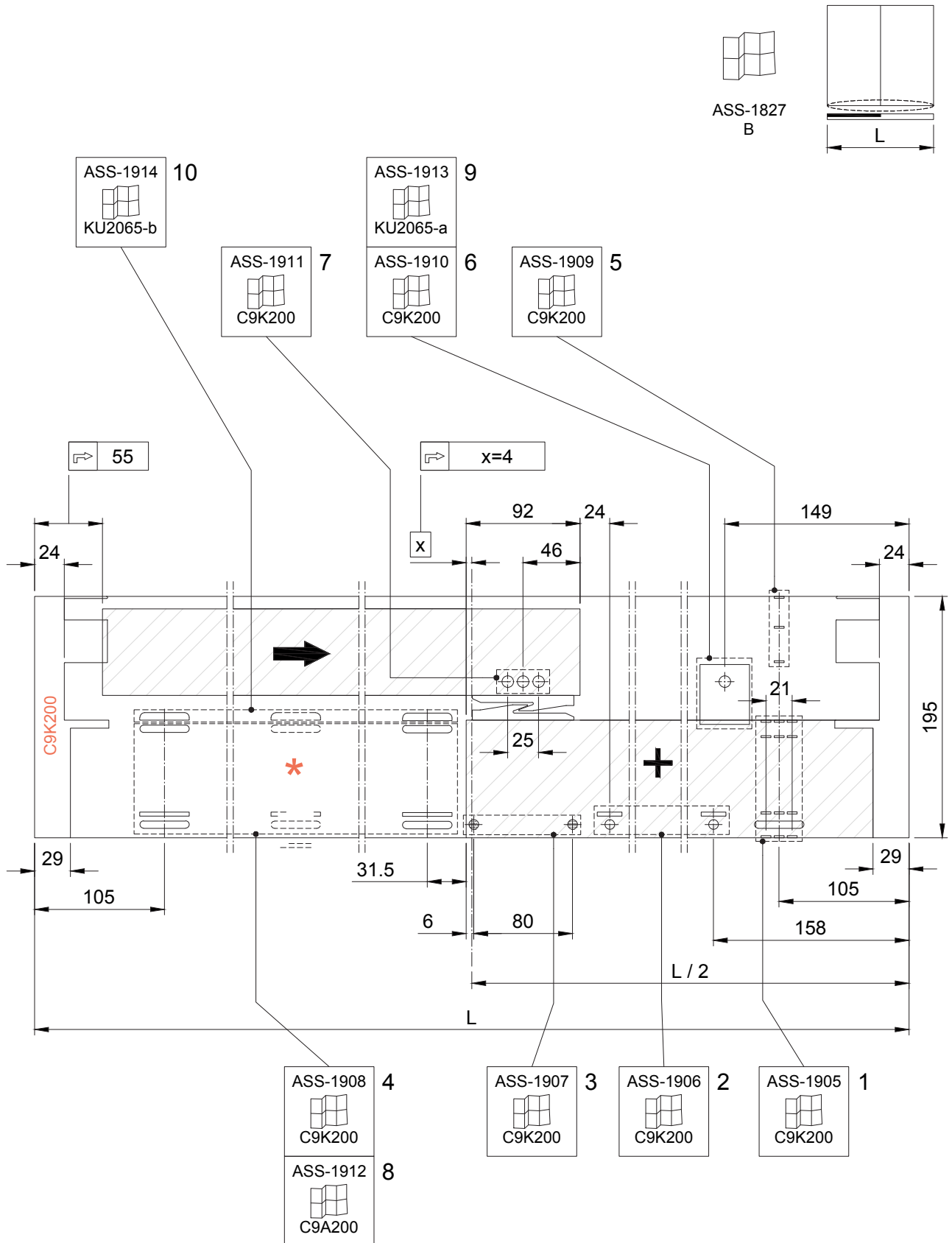
3D PANORAMICA DRENAGGIO: C9K200 + KU2065



C160S-ASS-1903

Assemblaggio C9K200

2D PANORAMICA DRENAGGIO: C9K200 + KU2065



L - Ferramenta e disegni assemblaggio


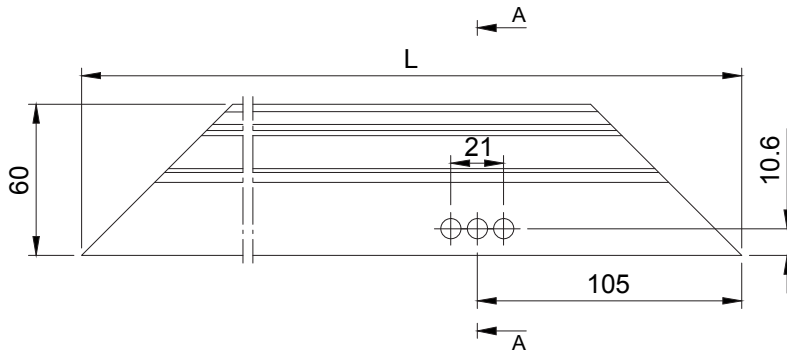
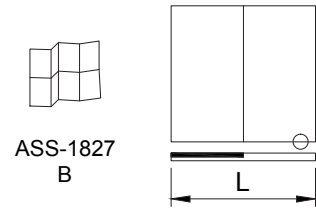
C160S-ASS-1904

* Numero dei fori di drenaggio, vedere pagina L13

Assemblaggio C9K200

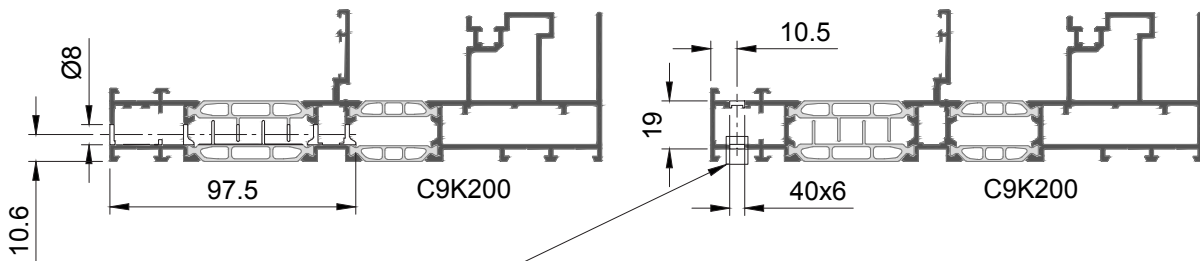
DRENAGGIO C9K200 - PARTE 1

1 / 10

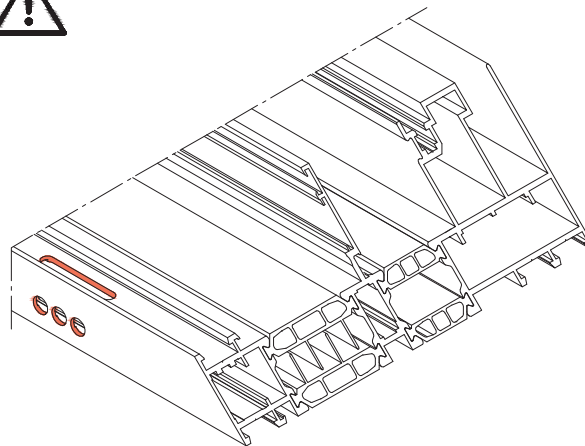



A - A (1)

A - A (2)



a scelta



 C160-ASS-1905

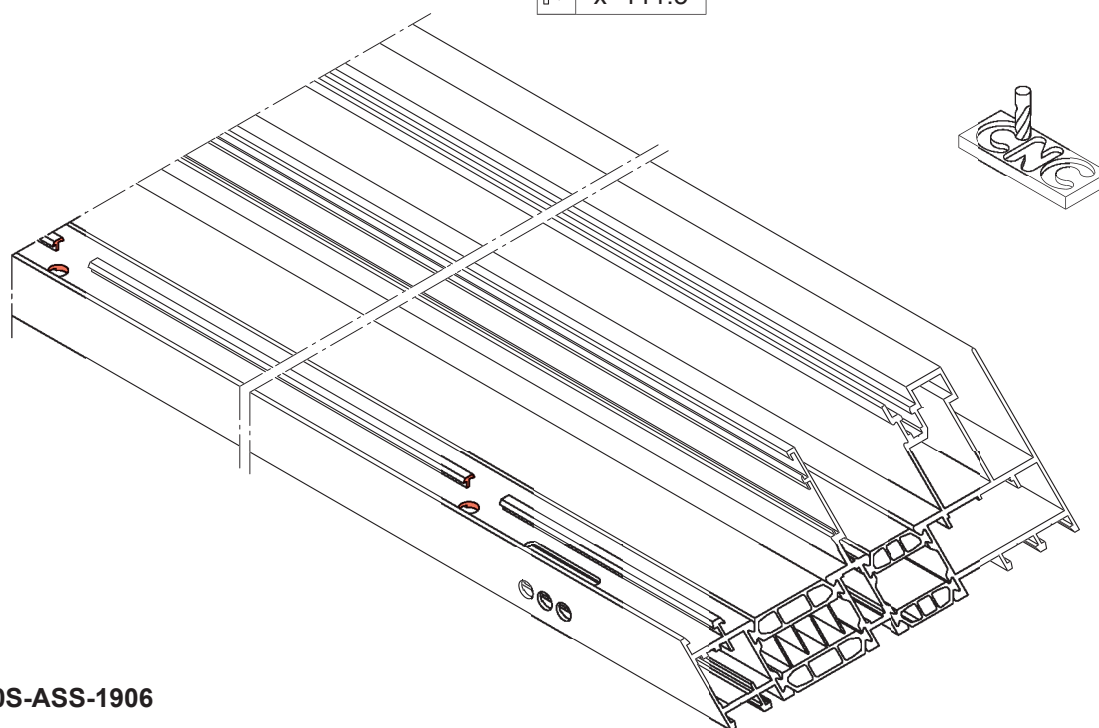
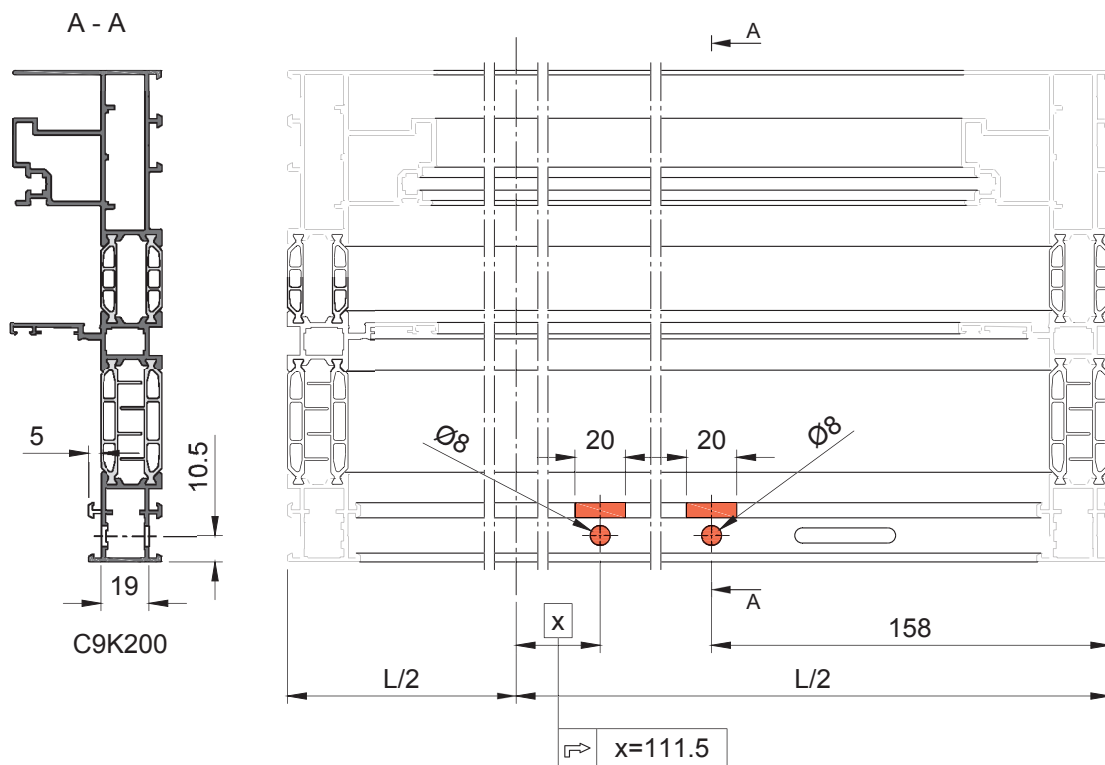
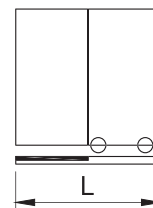
Assemblaggio C9K200

DRENAGGIO C9K200 - PARTE 2

2 / 10



ASS-1827
B

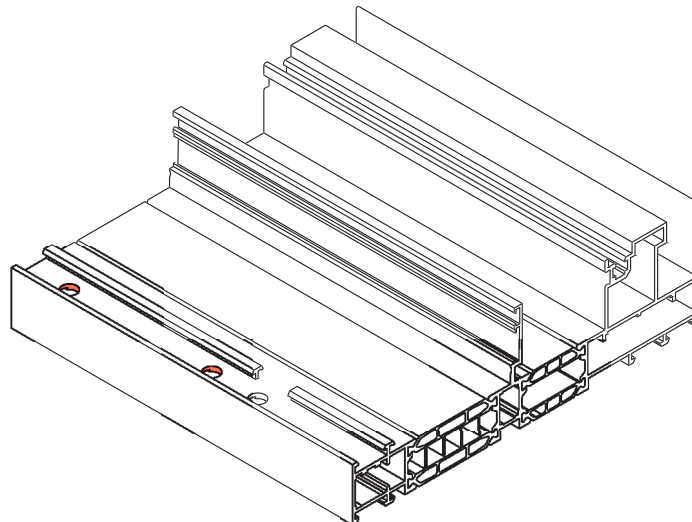
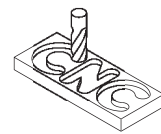
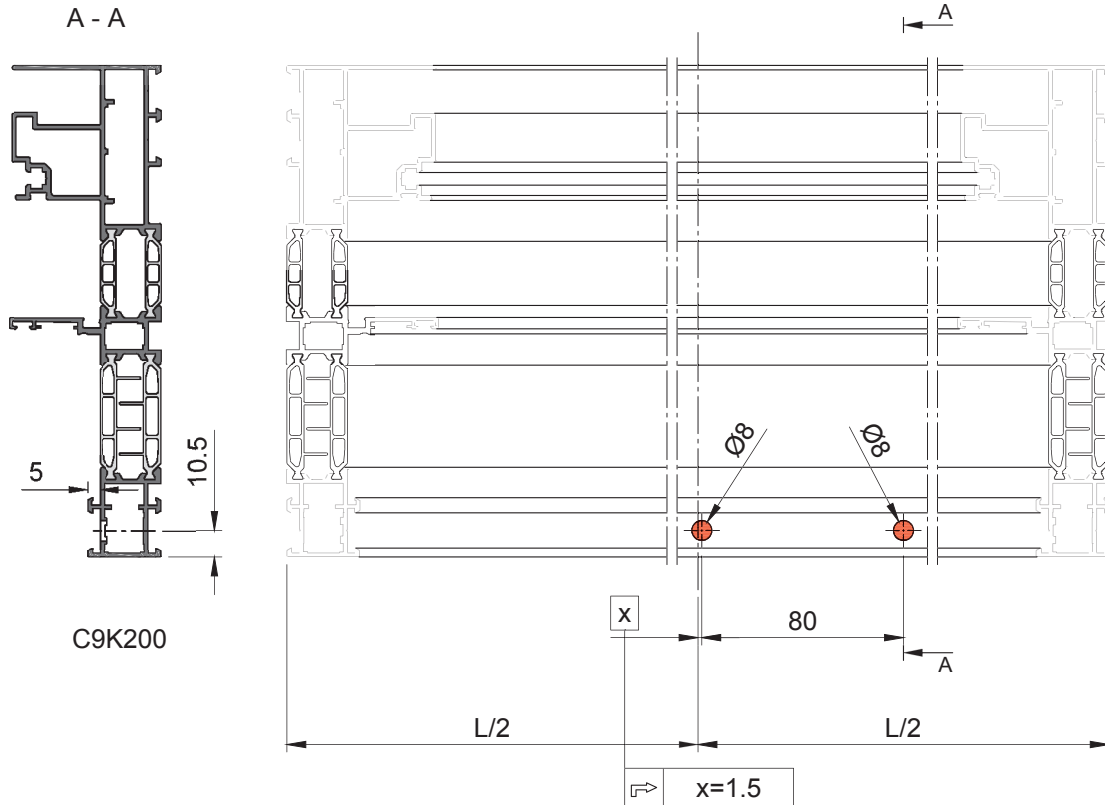
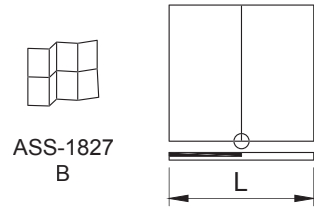


 C160S-ASS-1906

Assemblaggio C9K200

DRENAGGIO C9K200 - PARTE 3

3 / 10

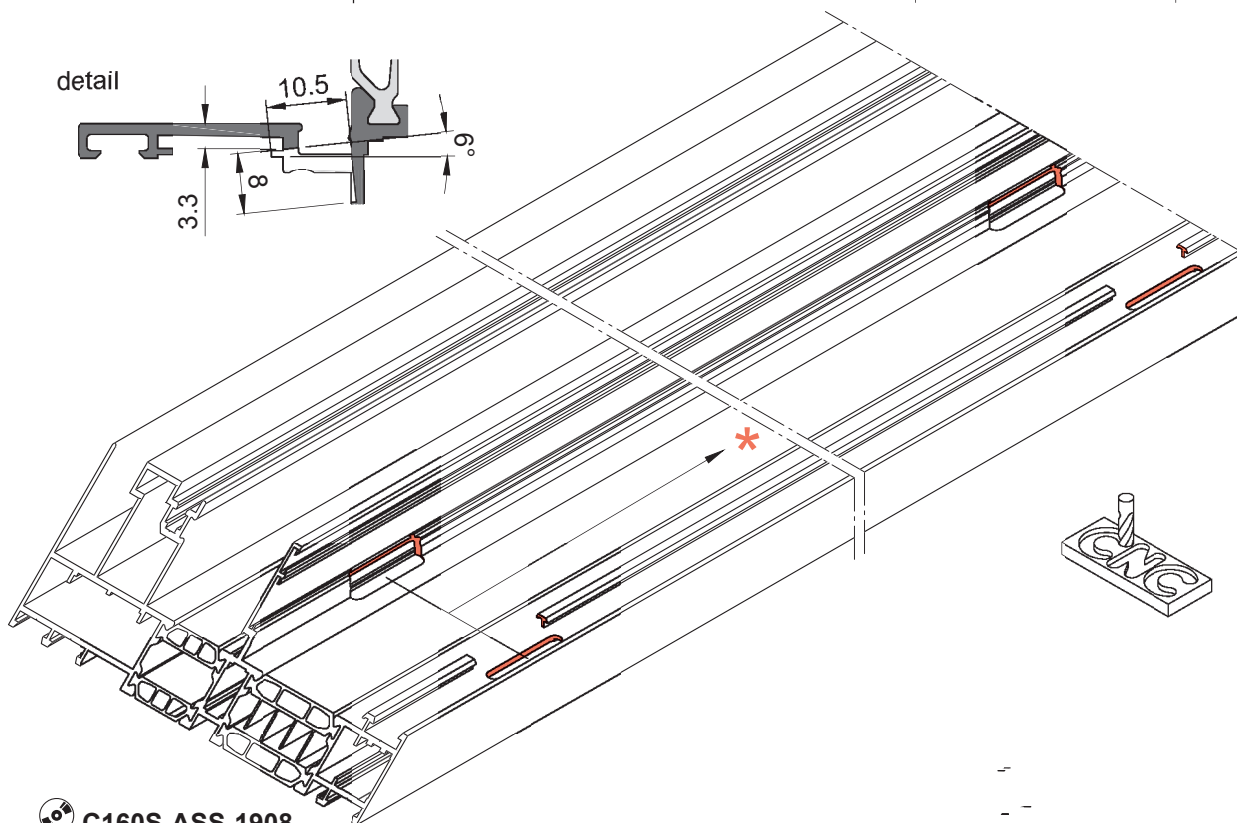
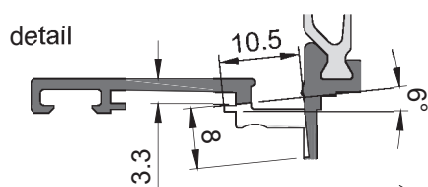
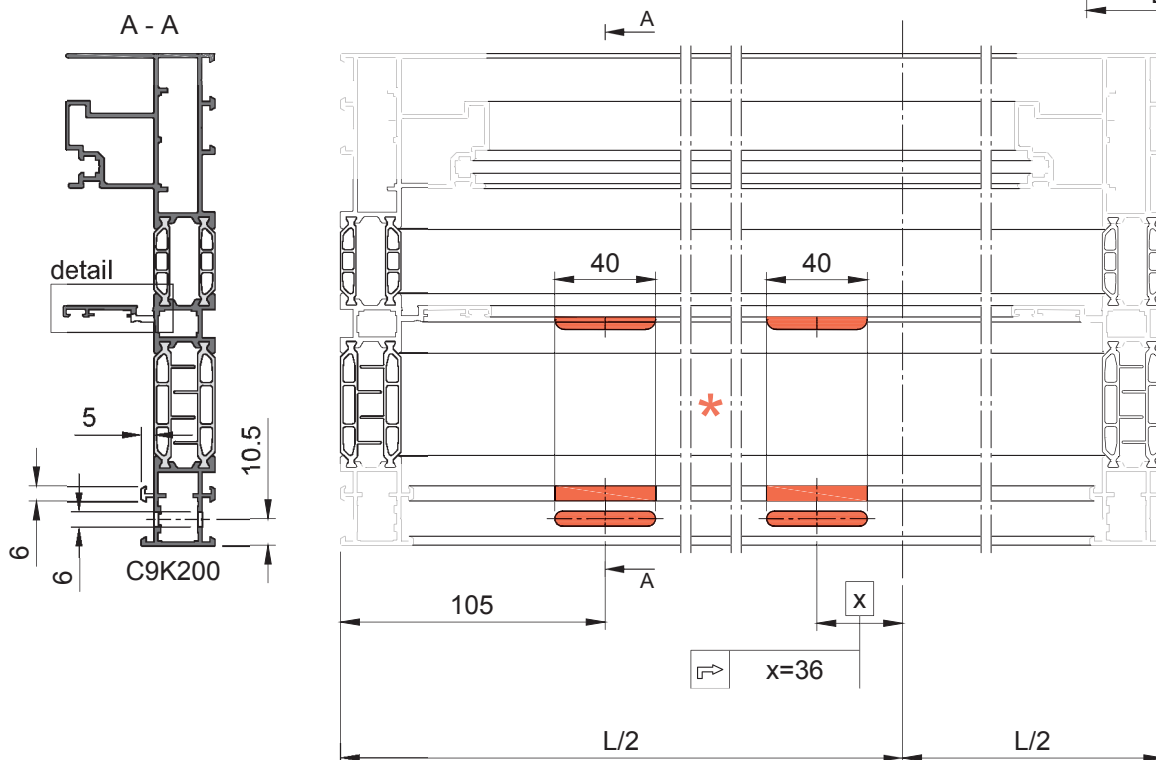
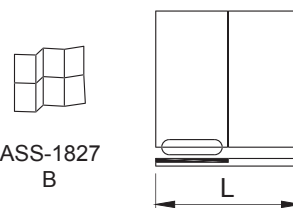


 C160S-ASS-1907

Assemblaggio C9K200

DRENAGGIO C9K200 - PARTE 4

4 / 10



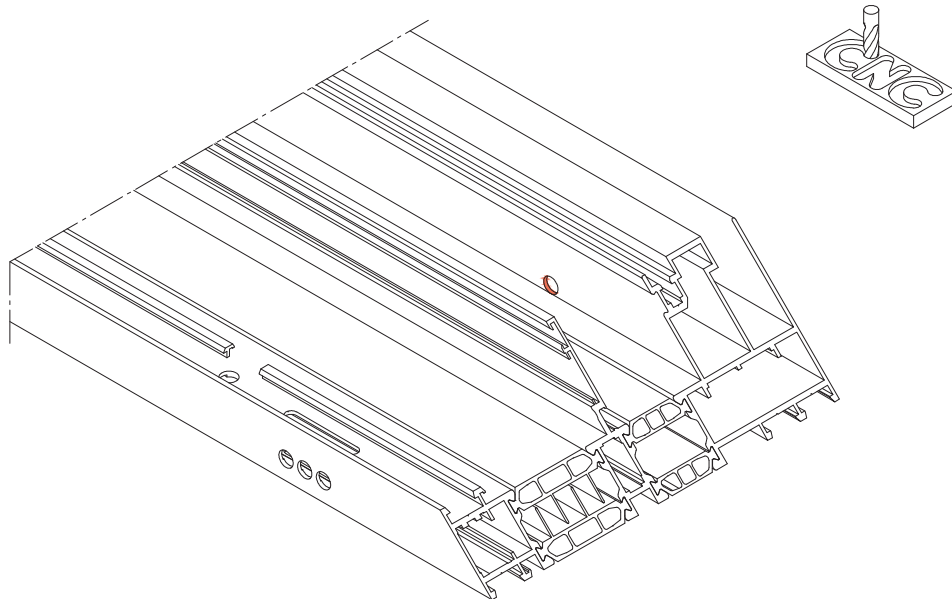
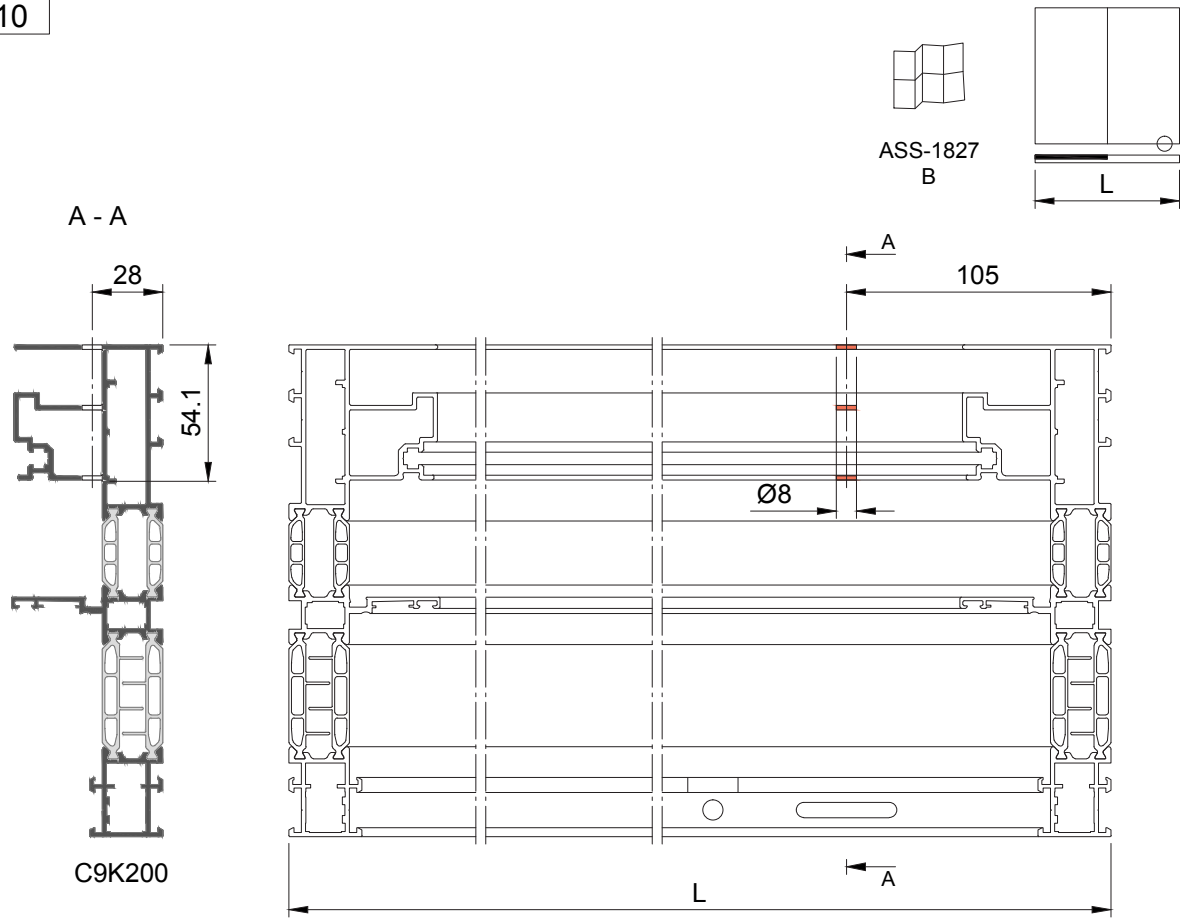
C160S-ASS-1908

* Numero dei fori di drenaggio, vedere pagina L13

Assemblaggio C9K200

DRENAGGIO C9K200 - PARTE 5

5 / 10



 C160-ASS-1909

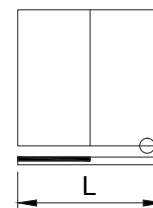
Assemblaggio C9K200

DRENAGGIO C9K200 - PARTE 6

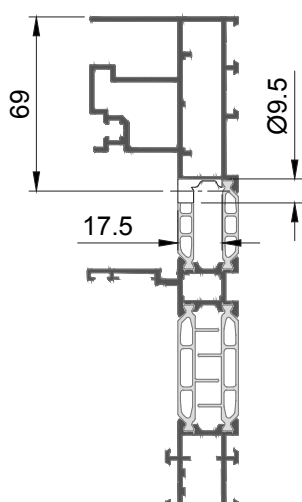
6 / 10



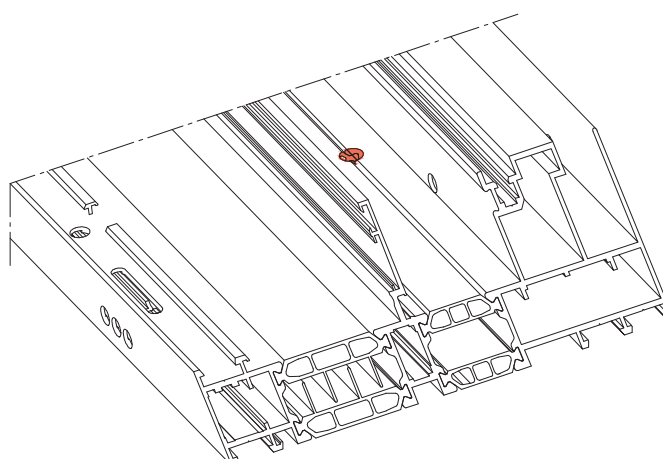
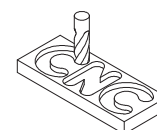
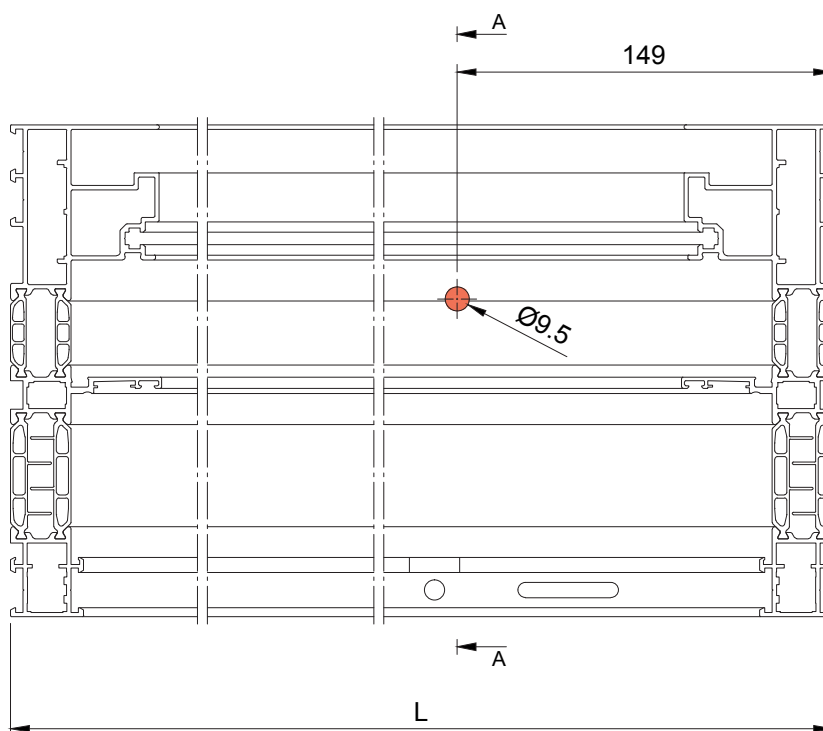
ASS-1827
B




A - A



C9K200

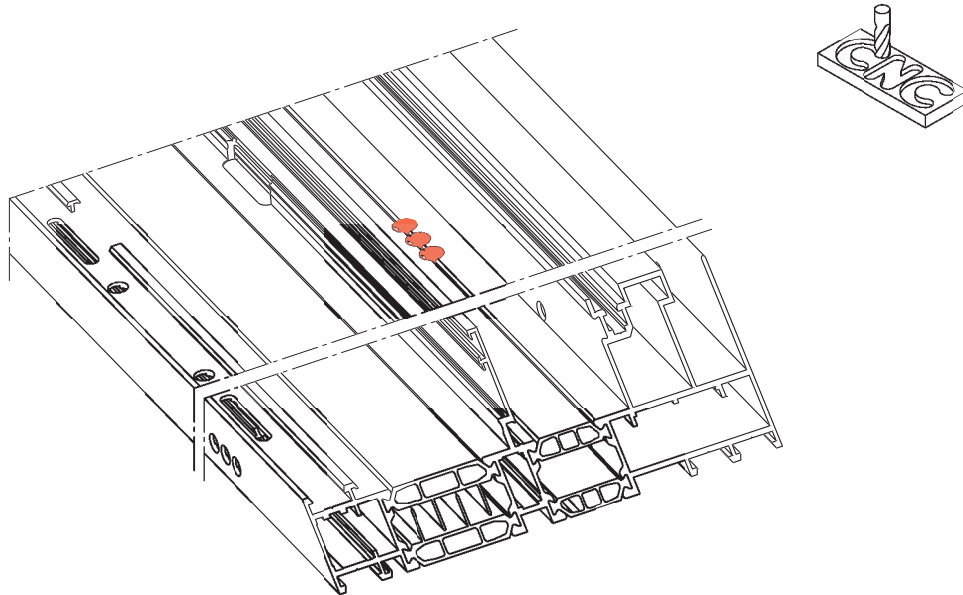
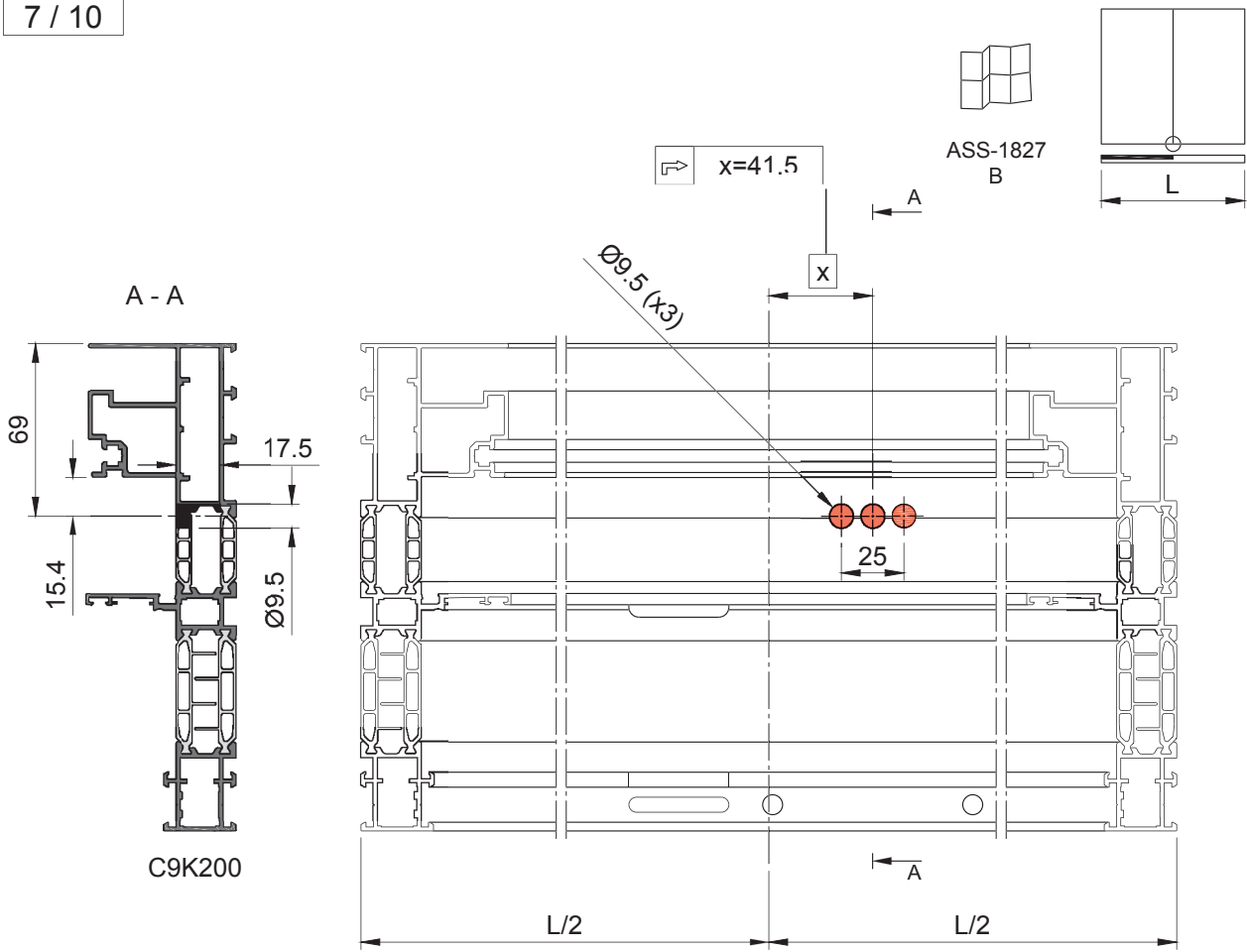


 C160-ASS-1910

Assemblaggio C9K200

DRENAGGIO C9K200 - PARTE 7

7 / 10



 C160S-ASS-1911

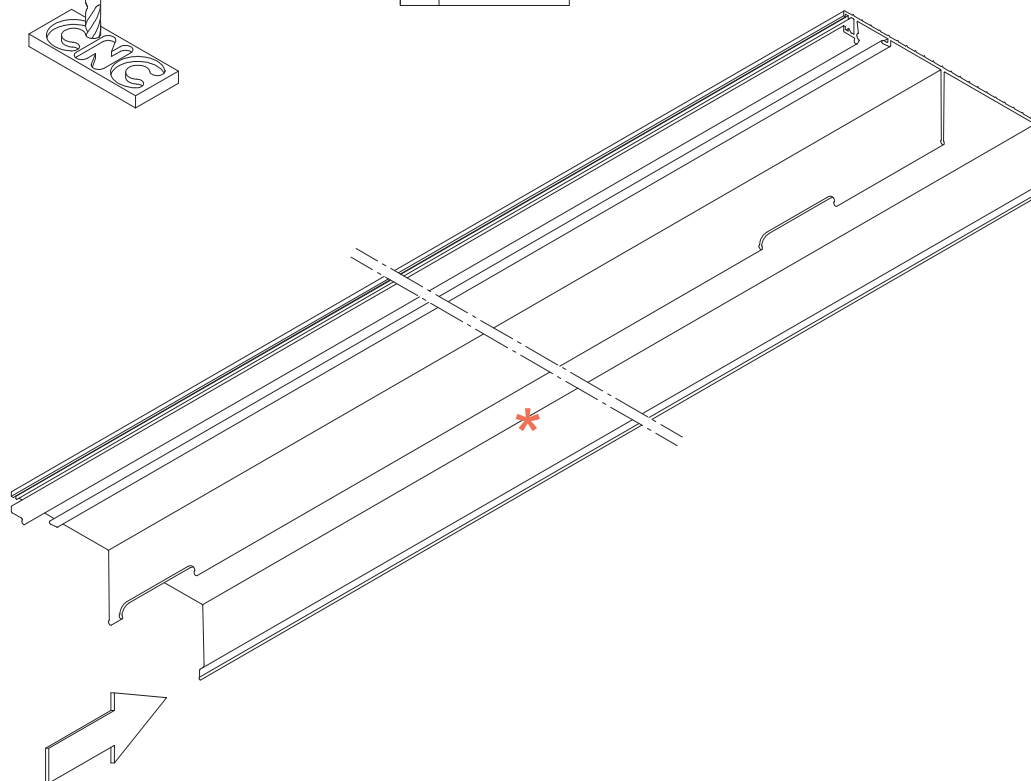

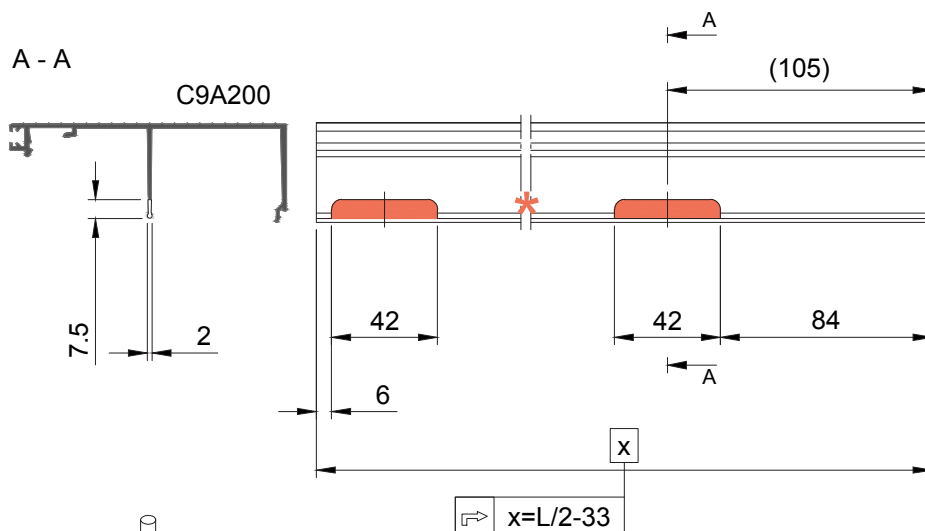
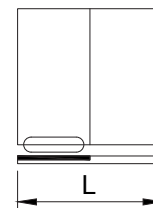
Assemblaggio C9K200

DRENAGGIO C9K200 - PARTE 8

8 / 10



ASS-1827
B



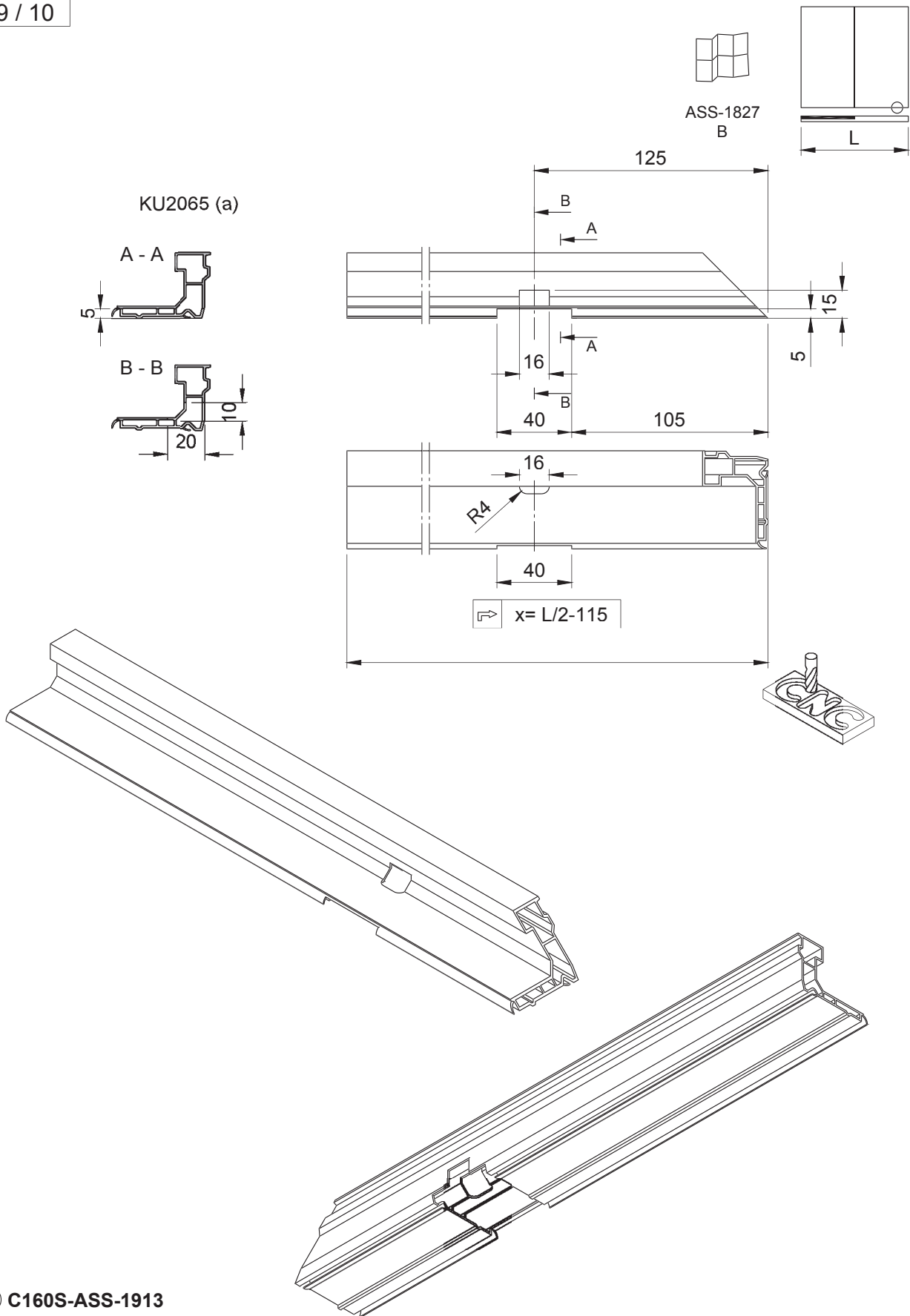
C160S-ASS-1912

* Numero dei fori di drenaggio, vedere pagina L13

Assemblaggio C9K200

ISOLAMENTO DEL DRENAGGIO KU2065 - A

9 / 10



 C160S-ASS-1913

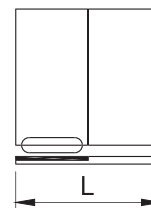
Assemblaggio C9K200

ISOLAMENTO DEL DRENAGGIO KU2065 - B

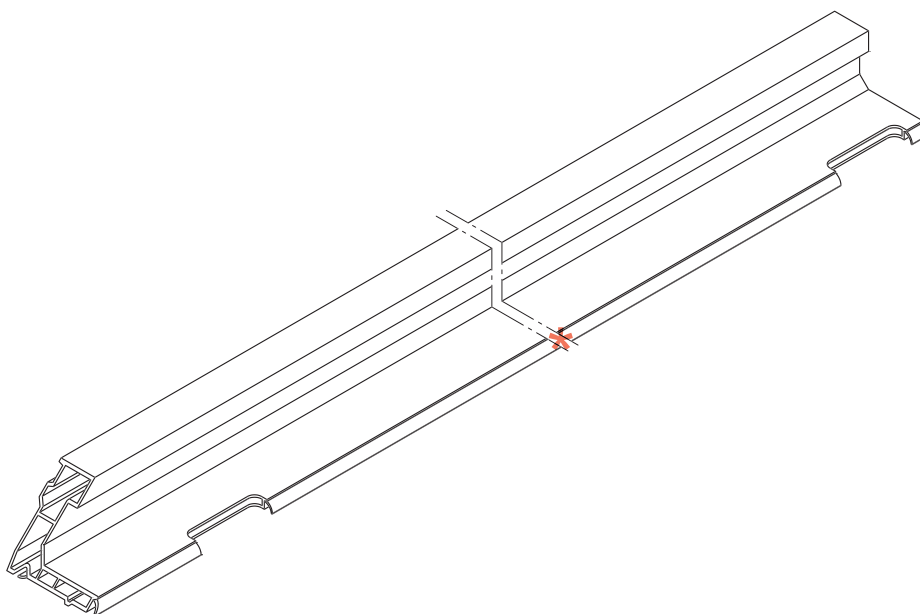
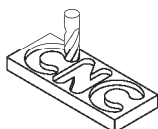
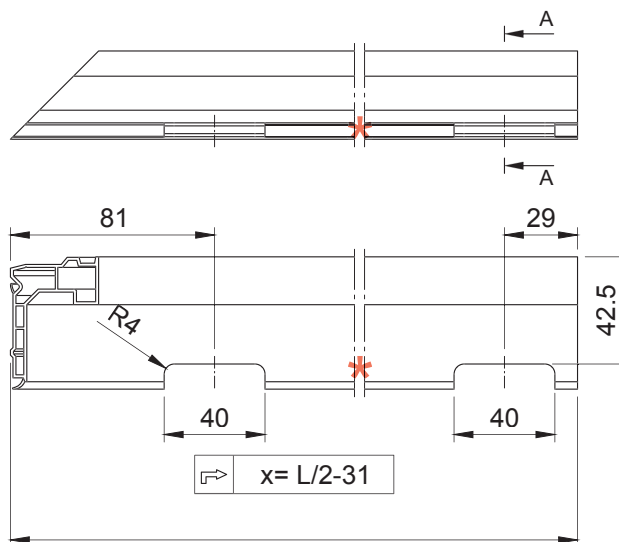
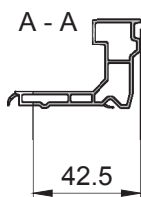
10 / 10



ASS-1827
B



KU2065 (b)

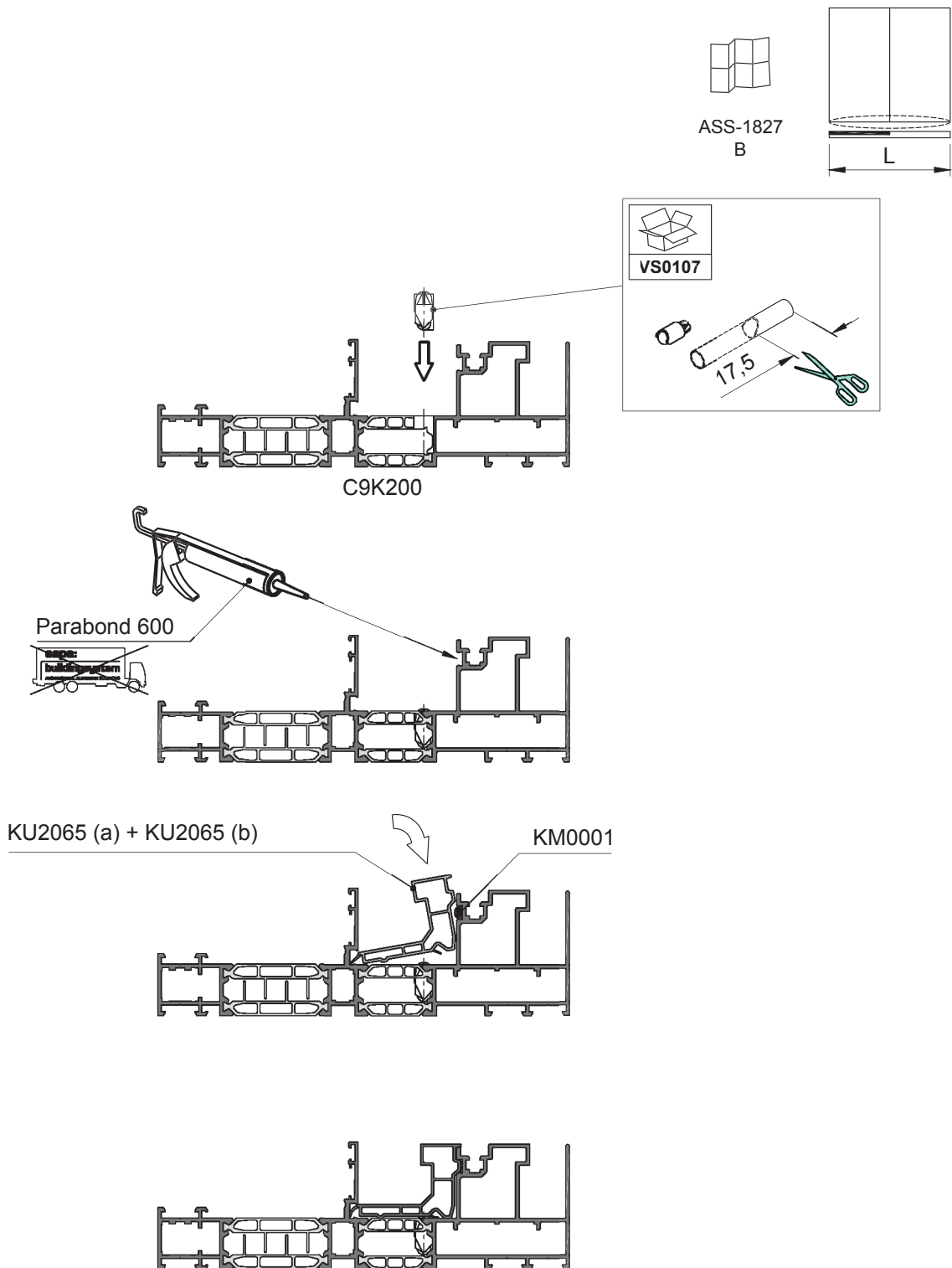


 C160S-ASS-1914

* Numero dei fori di drenaggio, vedere pagina L13

Assemblaggio C9K200

ASSEMBLAGGIO VALVOLA VS0107 ED ISOLAMENTO KU2065 SU C9K200 - INFERIORE

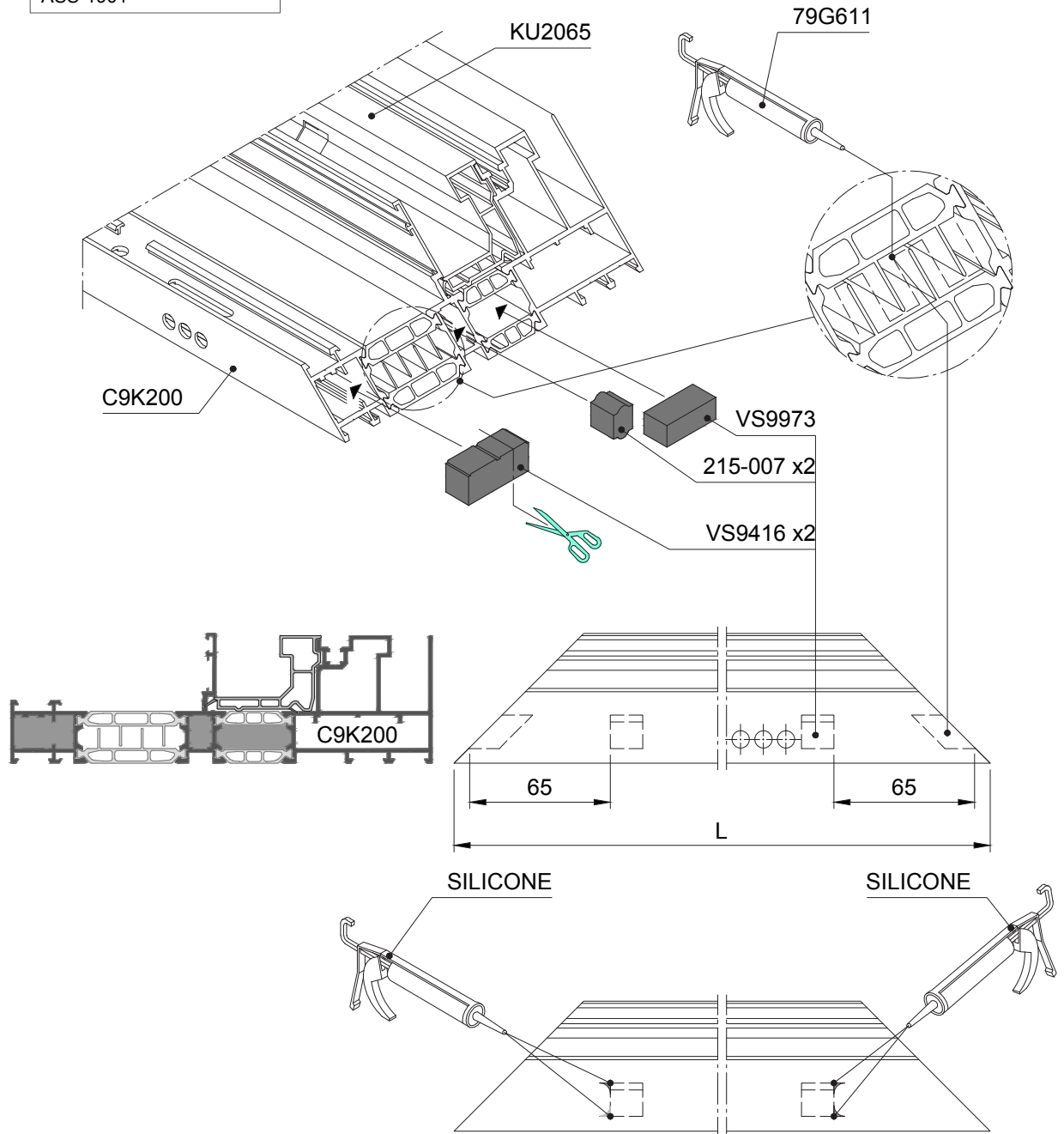
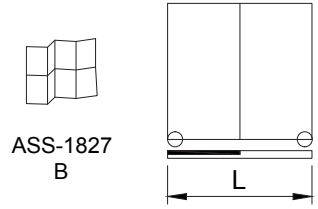
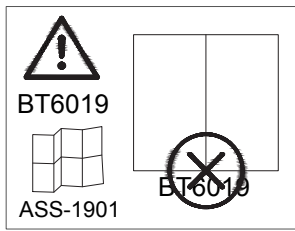


 C160-ASS-1915

* Parabond 600: colla da posizionare lungo tutto il perimetro di KU2065..

Assemblaggio C9K200

ASSEMBLAGGIO TAPPO DI TENUTA VS9416/VS9973/215-007 SU C9K200 - INFERIORE

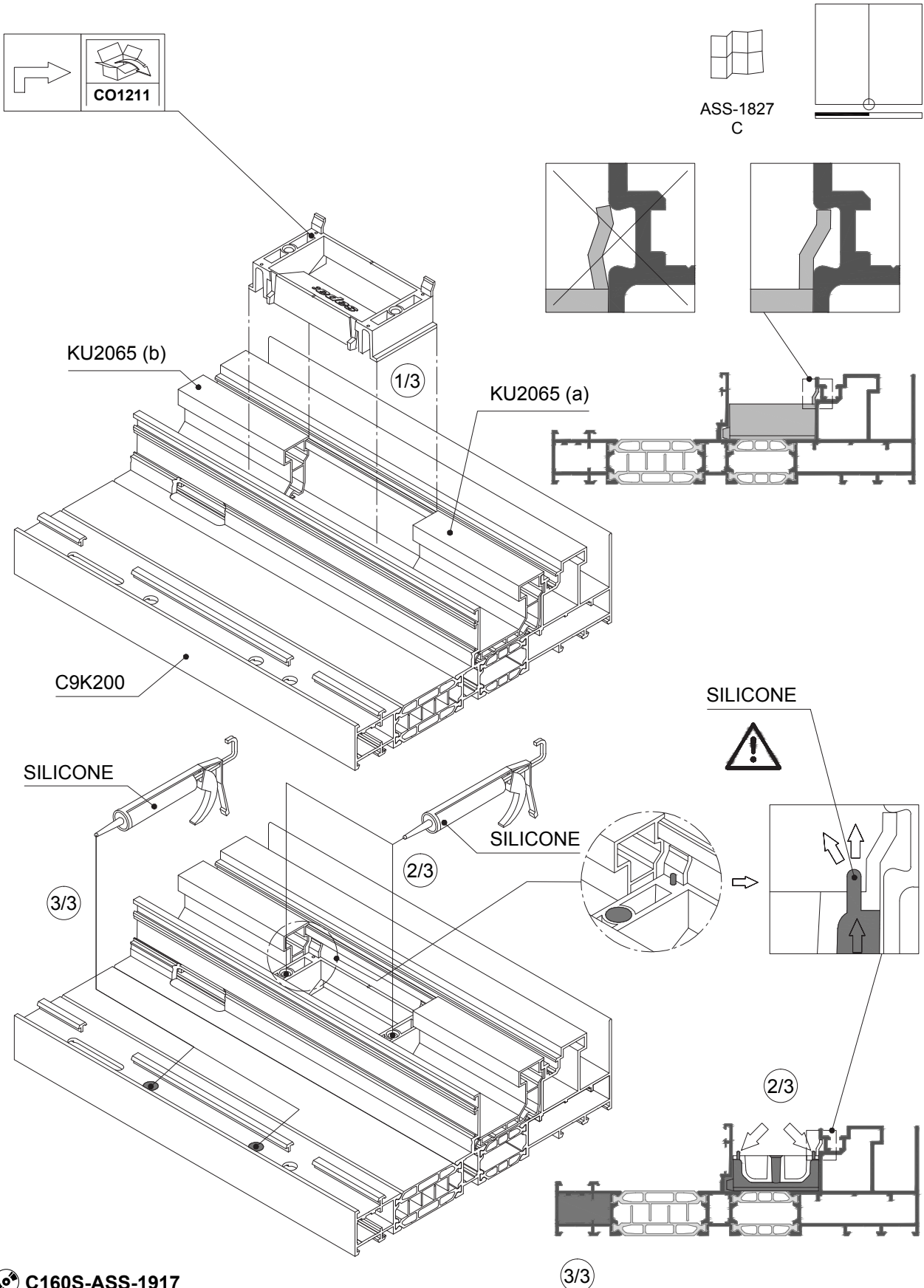


 C160S-ASS-1916

L - Ferramenta e disegni assemblaggio

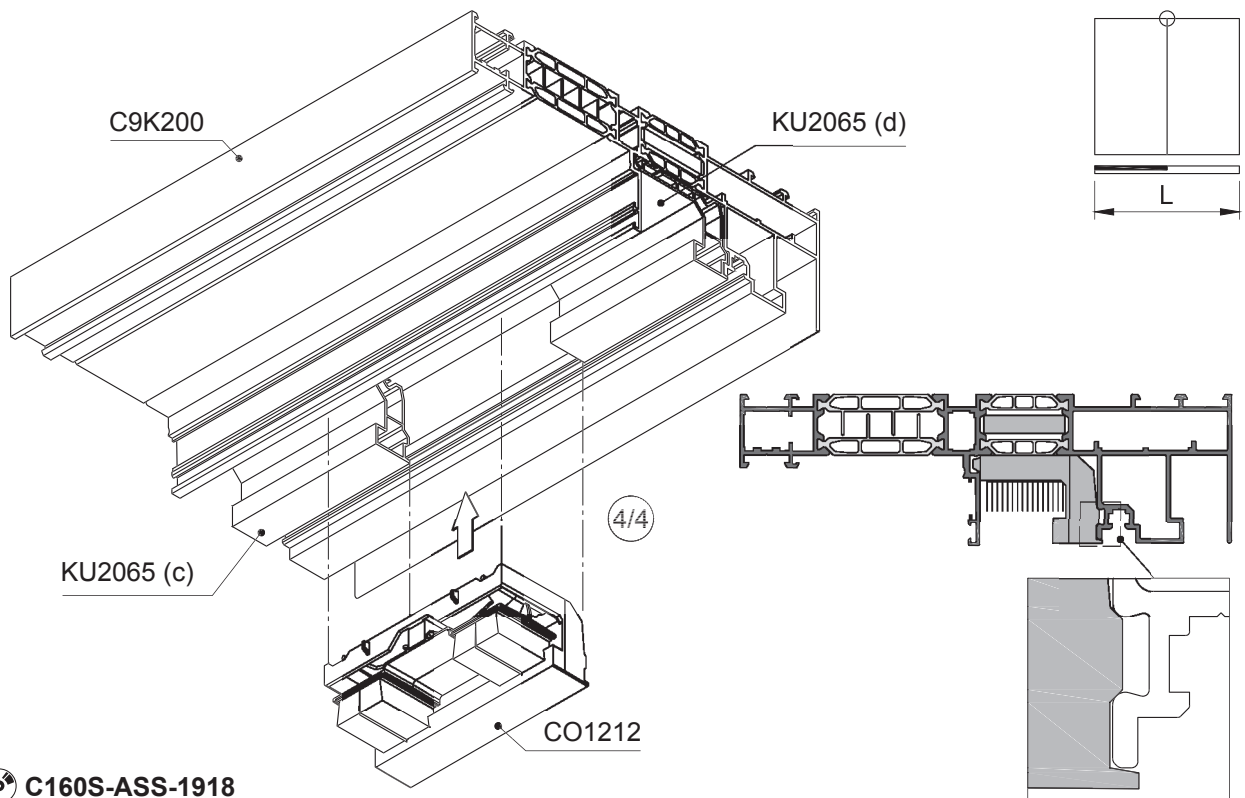
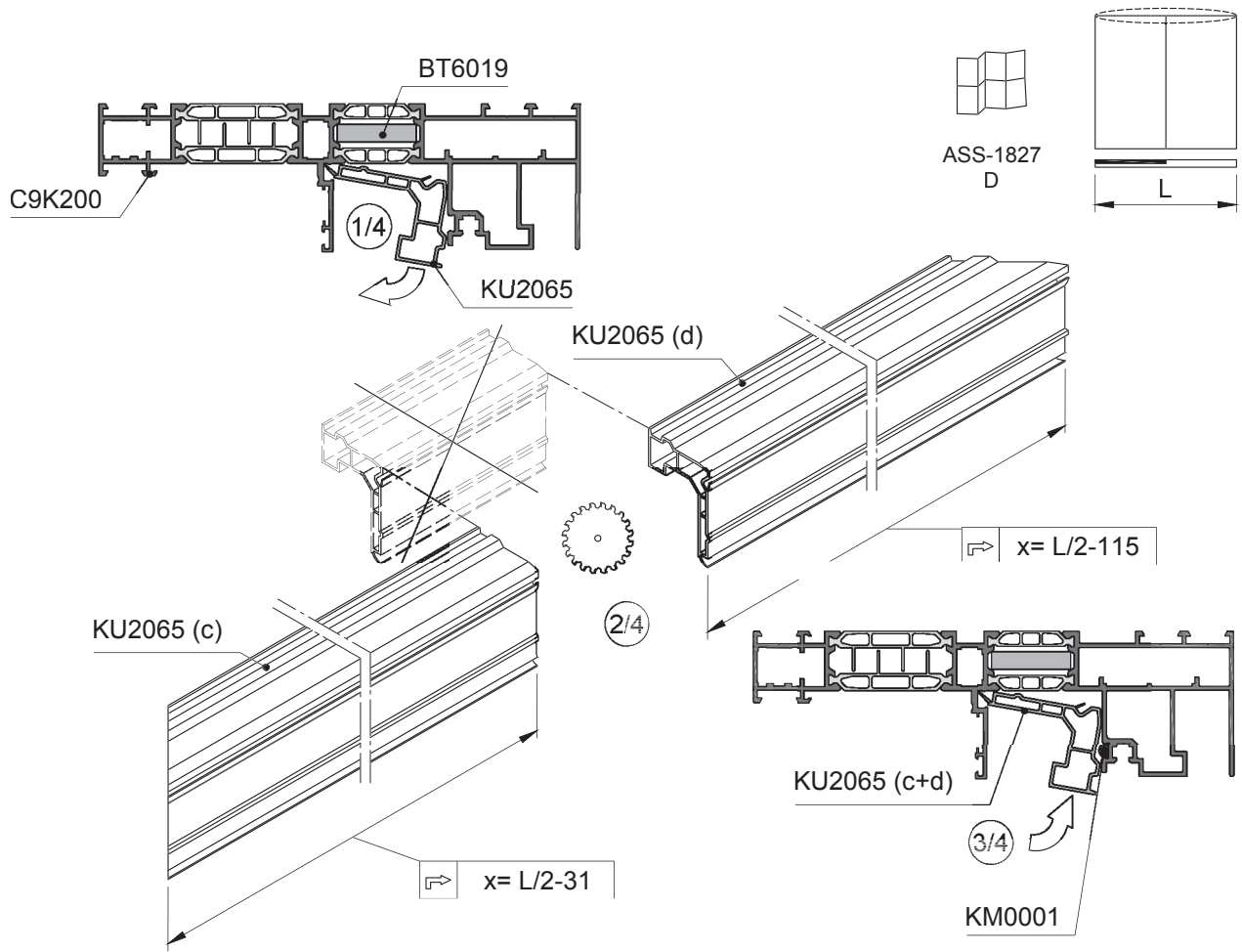
Assemblaggio C9K200

ASSEMBLAGGIO TAPPI DI TENUTA CO1211 SU C9K200 - INFERIORE



Assemblaggio C9K200

ASSEMBLAGGIO TAPPI DI TENUTA CO1212 E OPERAZIONE KU2065 SU C9K200 - SUPERIORE

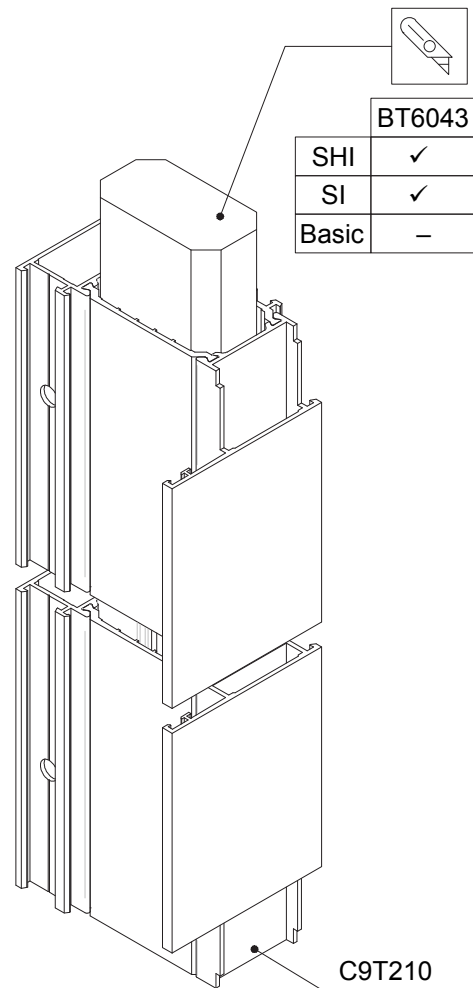
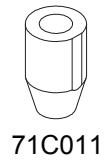

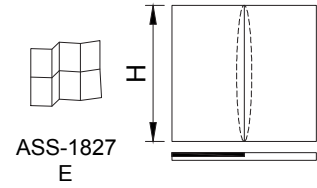
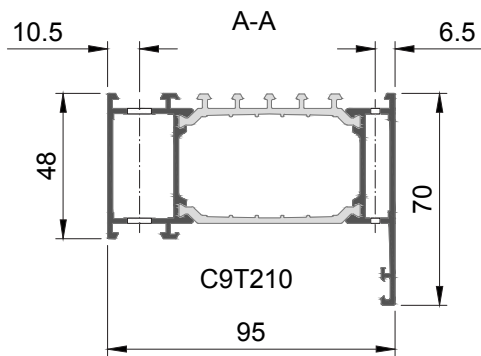
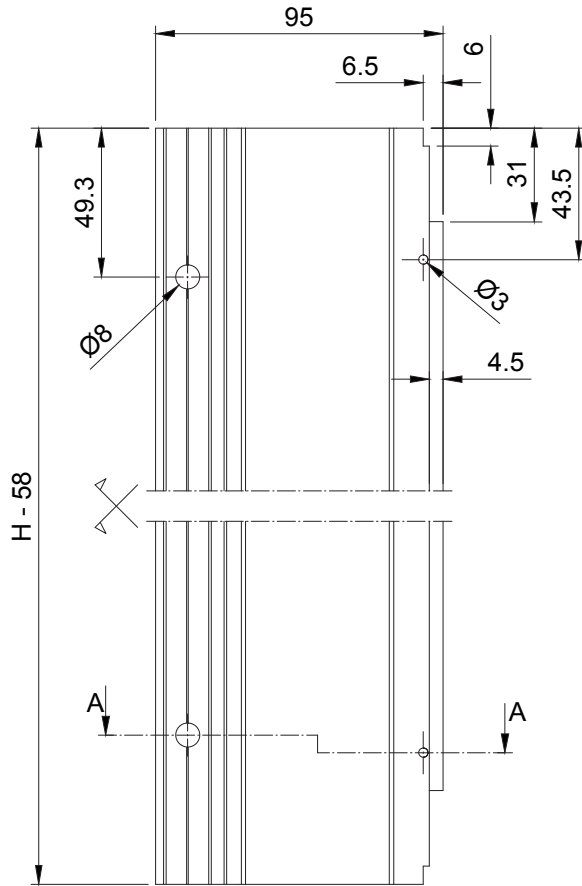


 C160S-ASS-1918

Assemblaggio C9K200

OPERAZIONE SU TRAVERSO C9T210

1 / 6



 C160S-ASS-1919

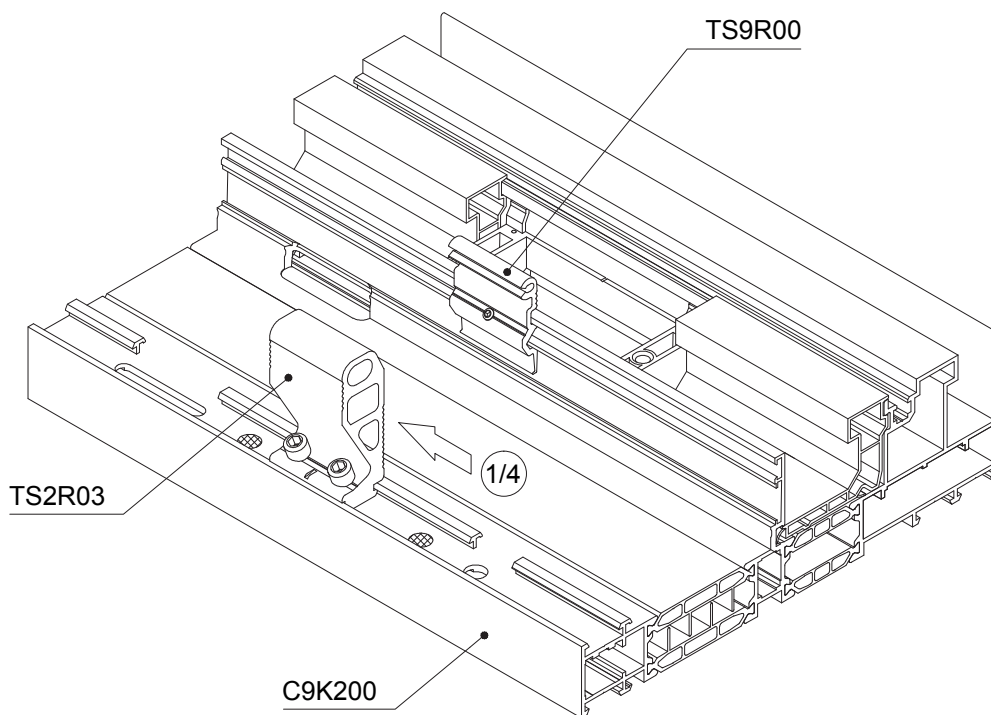
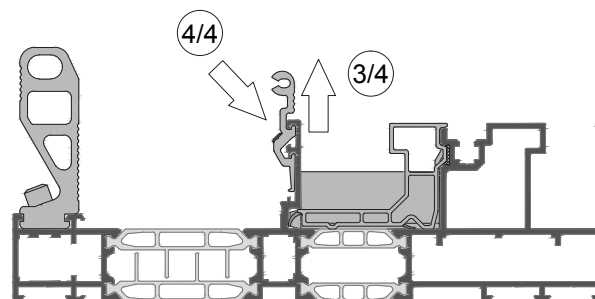
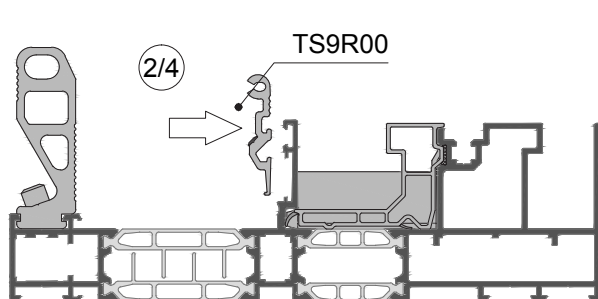
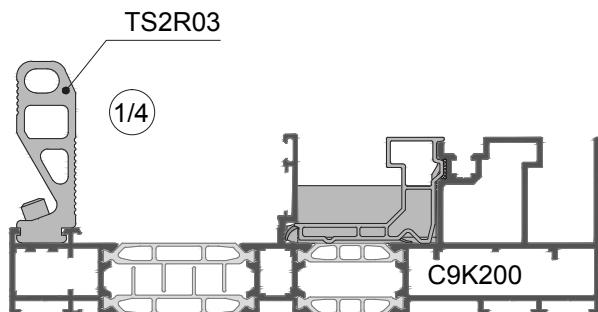
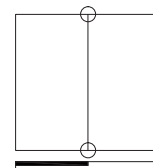
Assemblaggio C9K200

ASSEMBLAGGIO CAVALLOTTI TS9H00 E TS2M02

2 / 6



ASS-1827
E

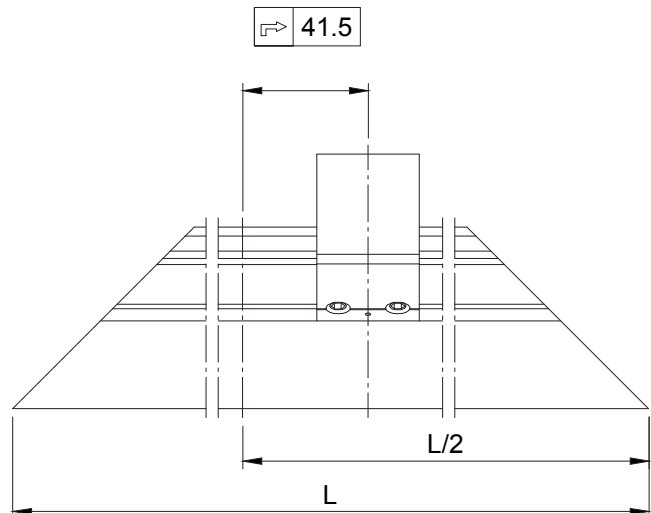
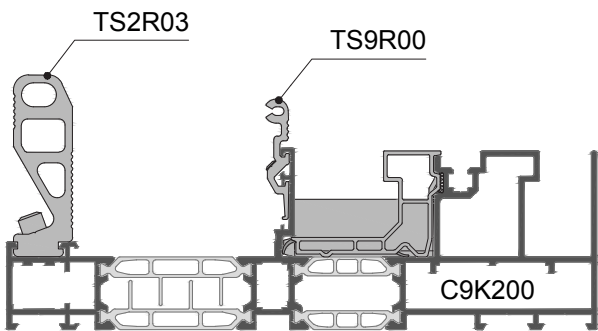
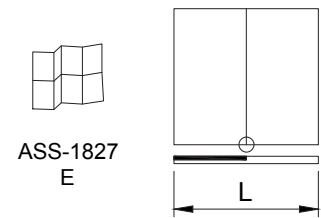
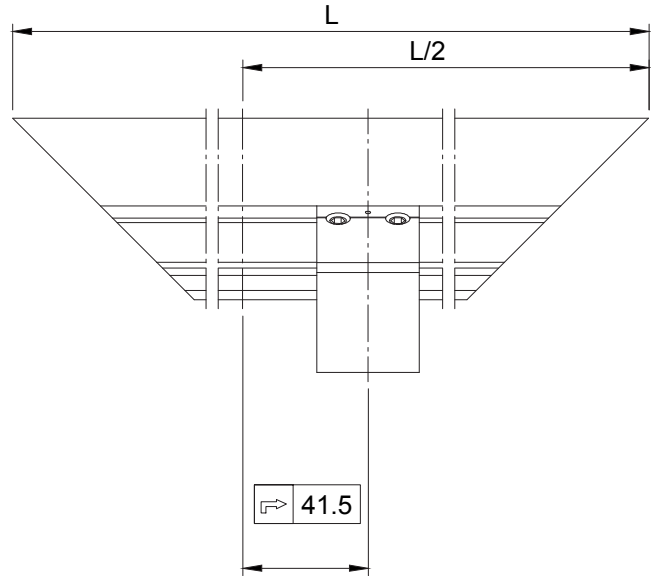
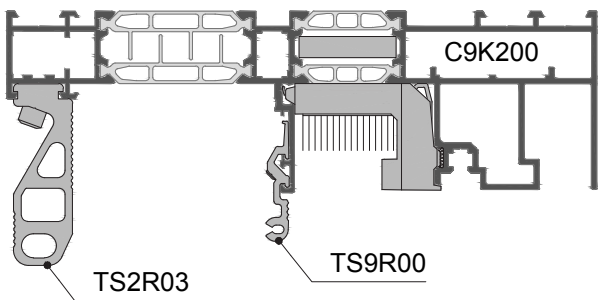
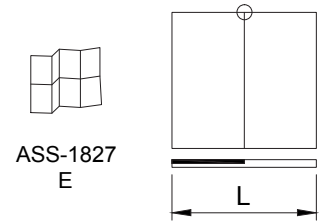


 C160S-ASS-1920

Assemblaggio C9K200

ASSEMBLAGGIO CAVALLOTTI TS9H00 E TS2M02

3 / 6



 C160S-ASS-1921

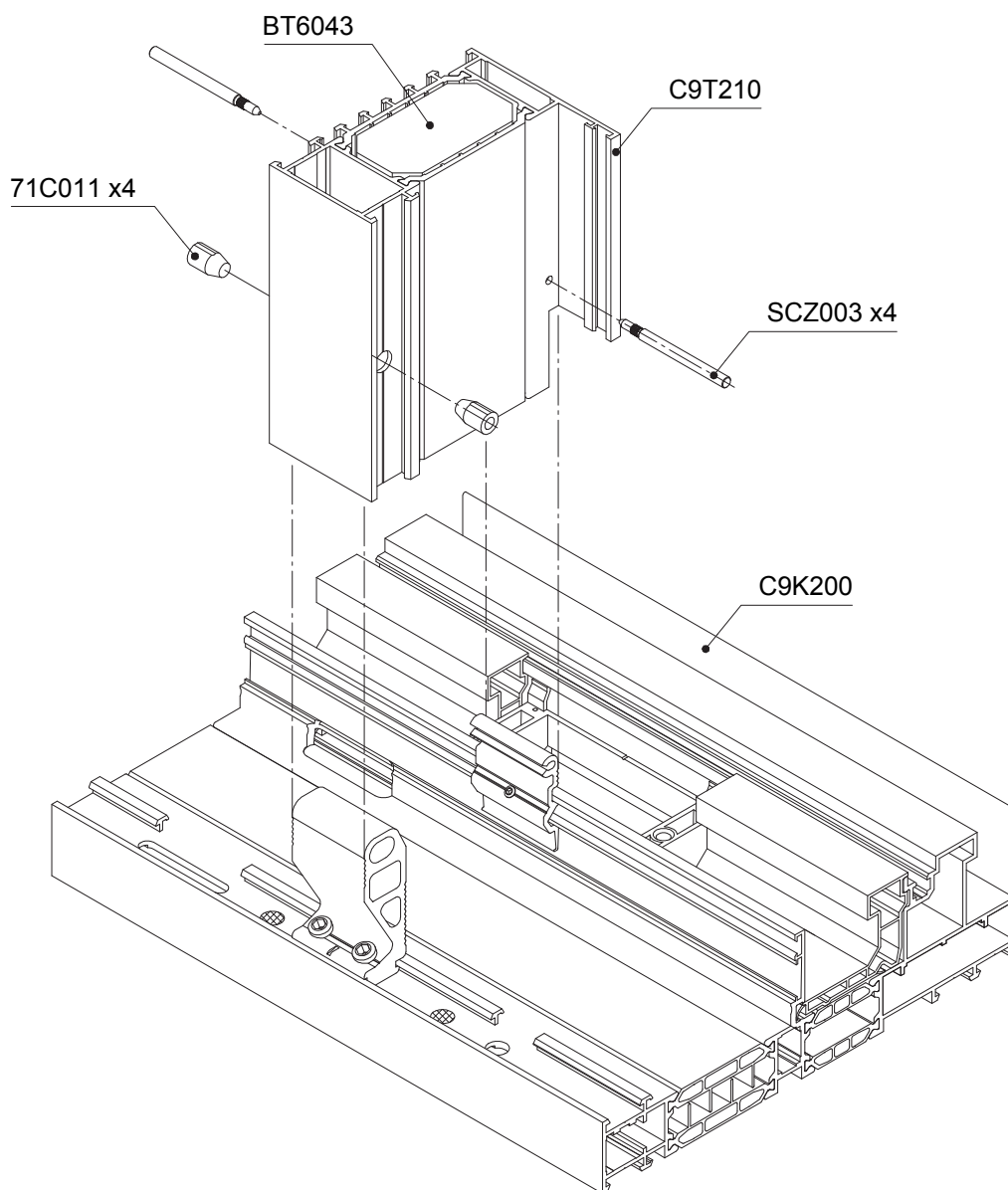
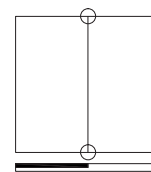
Assemblaggio C9K200

ASSEMBLAGGIO TRAVERSO C9T210 SU C9K200

4 / 6



ASS-1827
E

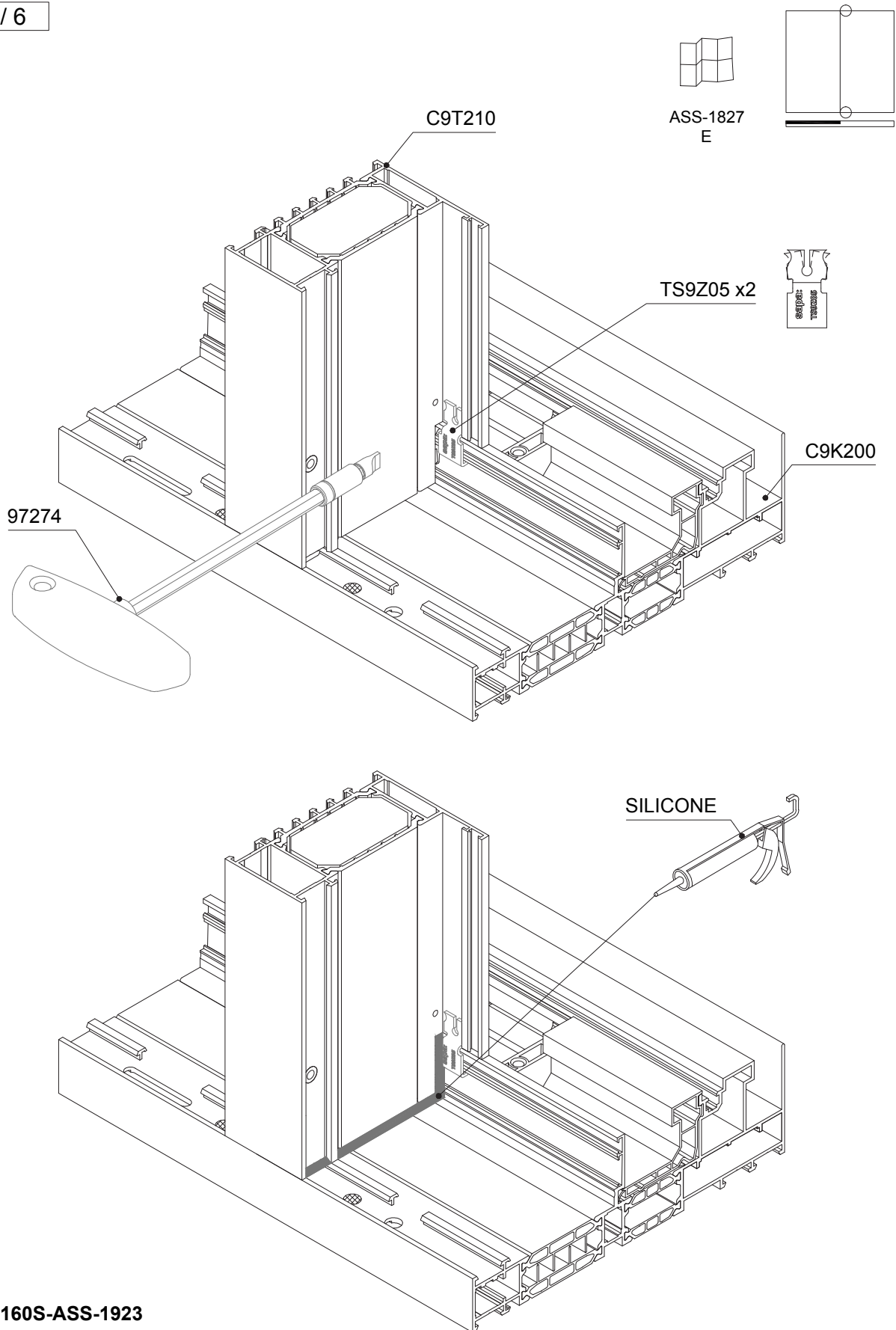


 C160S-ASS-1922

Assemblaggio C9K200

ASSEMBLAGGIO CAVALLOTTO TS9Z05 E GUARNIZIONE

5 / 6



 C160S-ASS-1923

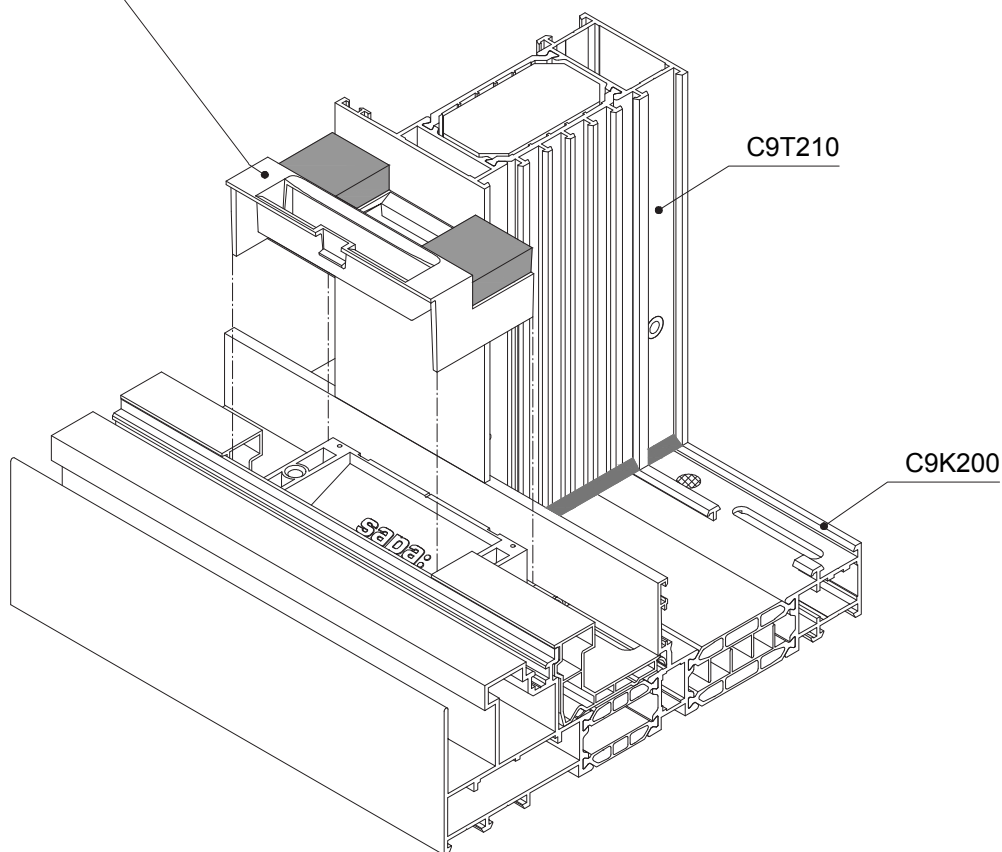
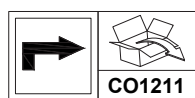
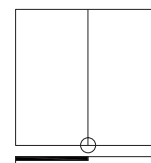
Assemblaggio C9K200

ASSEMBLAGGIO TAPPI DI TENUTA CO1211 SU C9K200 - INFERIORE

6 / 6



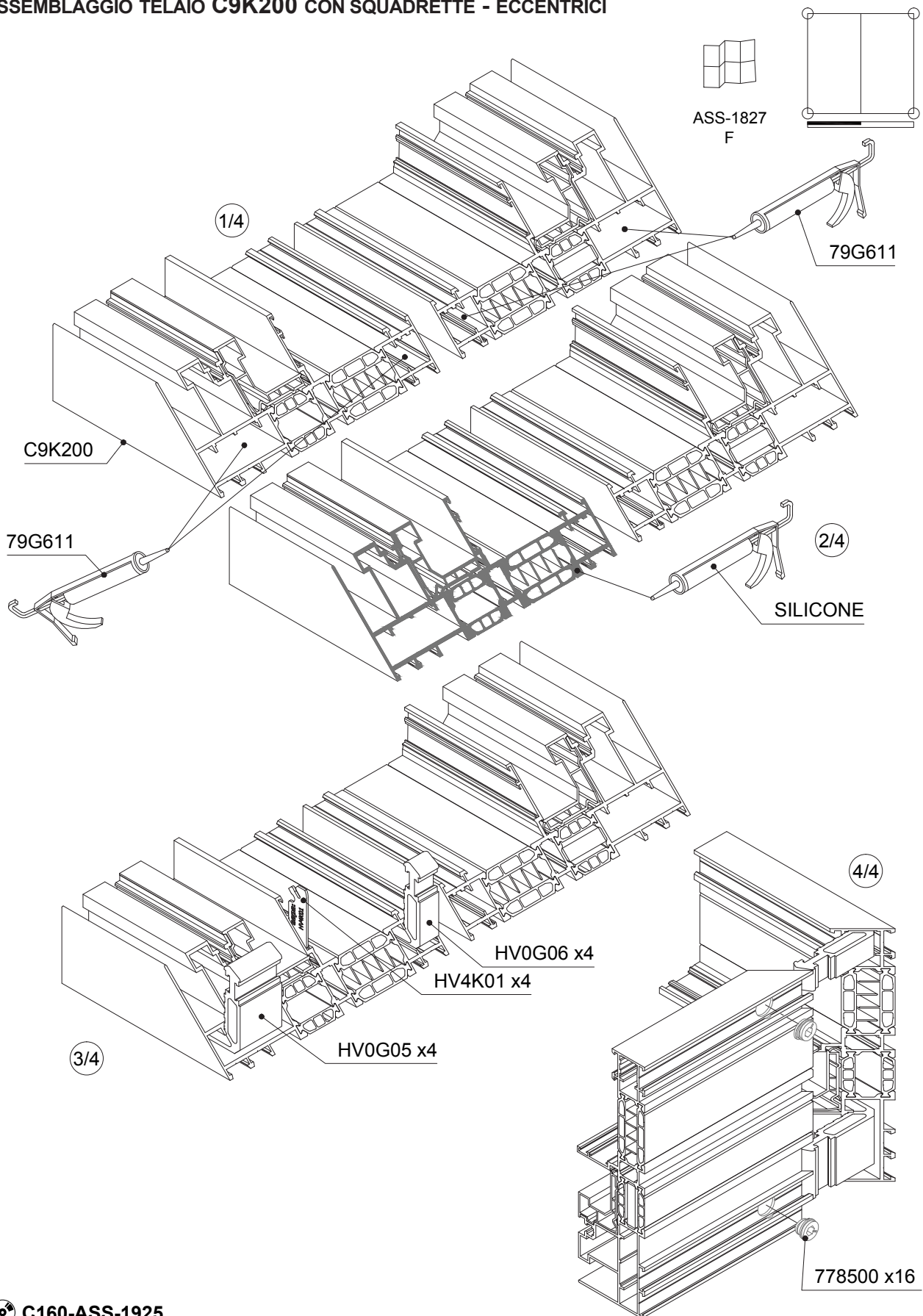
ASS-1827
E



 C160S-ASS-1924

Assemblaggio C9K200

ASSEMBLAGGIO TELAIO C9K200 CON SQUADRETTE - ECCENTRICI

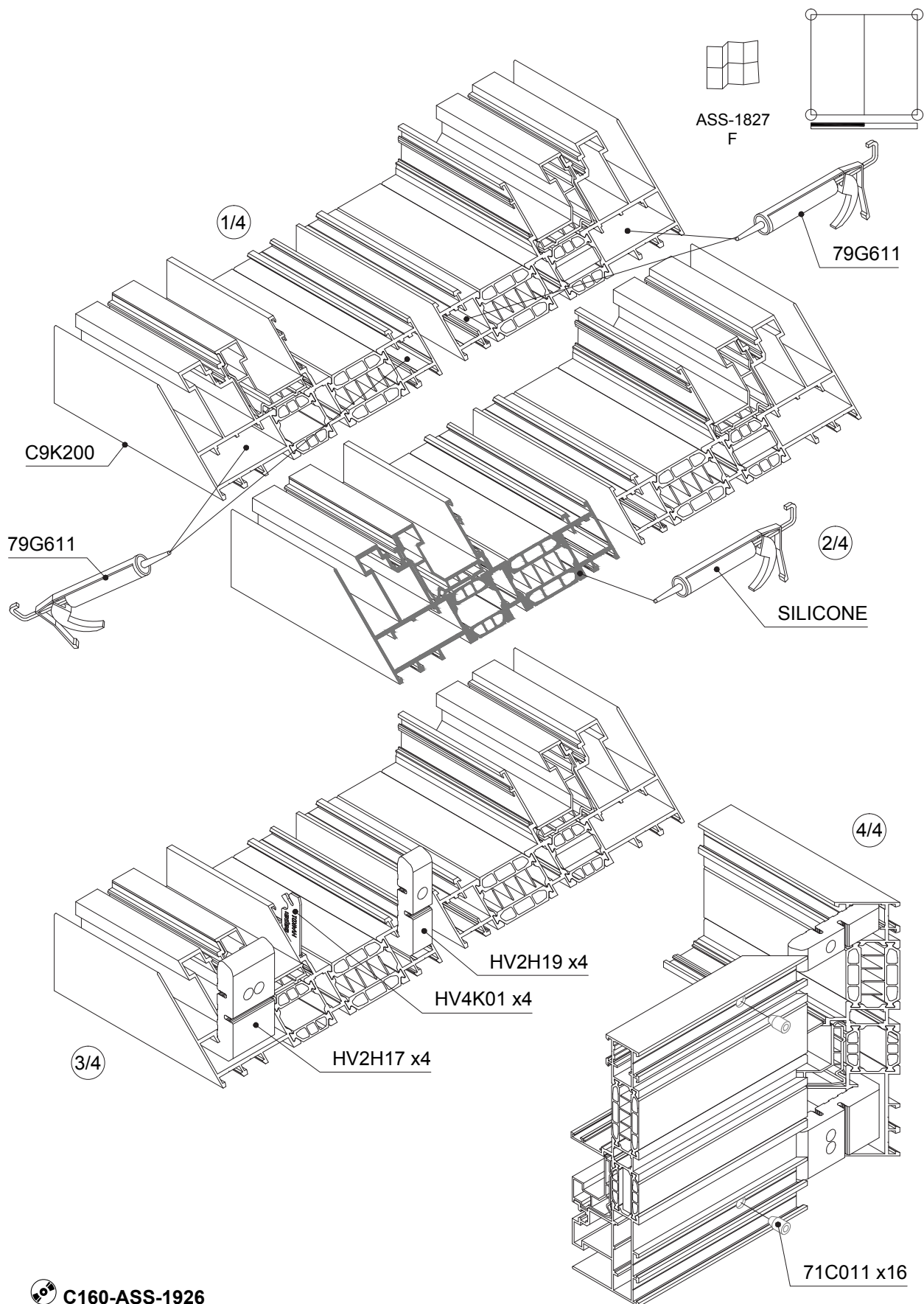


C160-ASS-1925

Prima di eseguire questo passaggio, assicurarsi che i punti di chiusura siano stati posizionati nelle sezioni verticali del C9K200, vedere pagina L185

Assemblaggio C9K200

ASSEMBLAGGIO TELAIO C9K200 CON SQUADRETTE - SPINE CONICHE

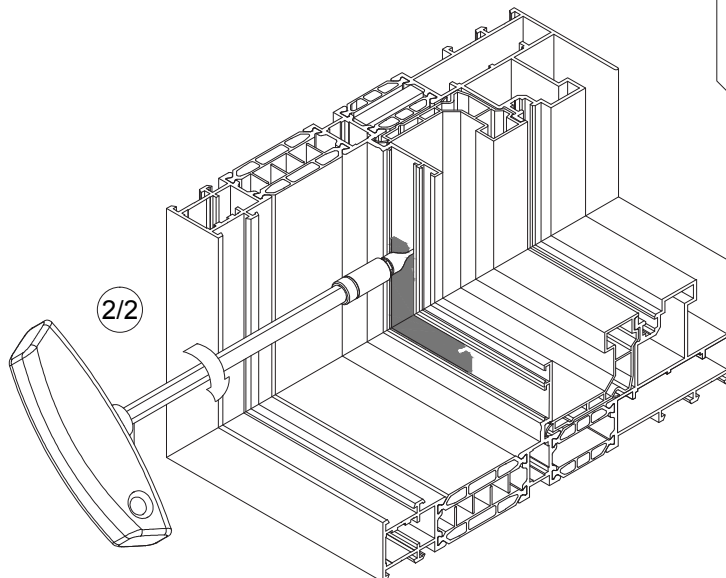
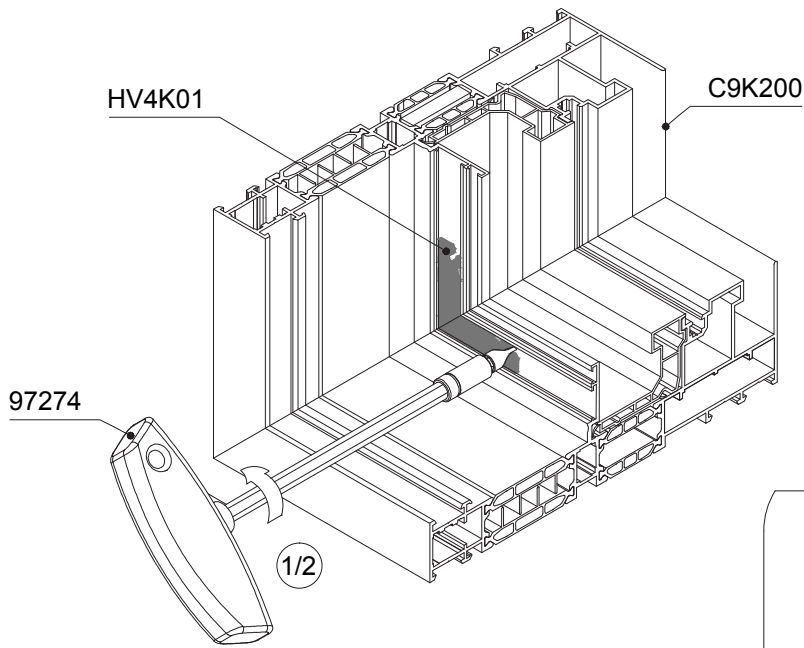
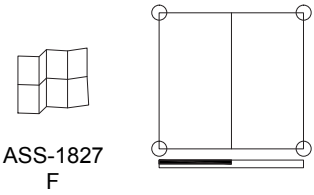


 **C160-ASS-1926**

I rostri vanno inseriti nel profilato verticale C9K200 prima di questo passaggio, vedere pagina L185

Assemblaggio C9K200

ASSEMBLAGGIO TELAIO C9K200 CON SQUADRETTE - HV4K01

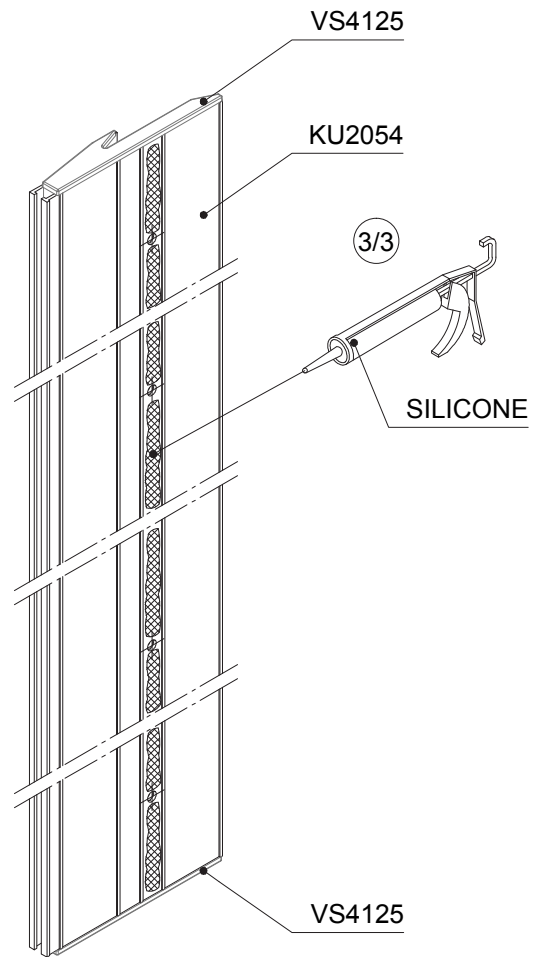
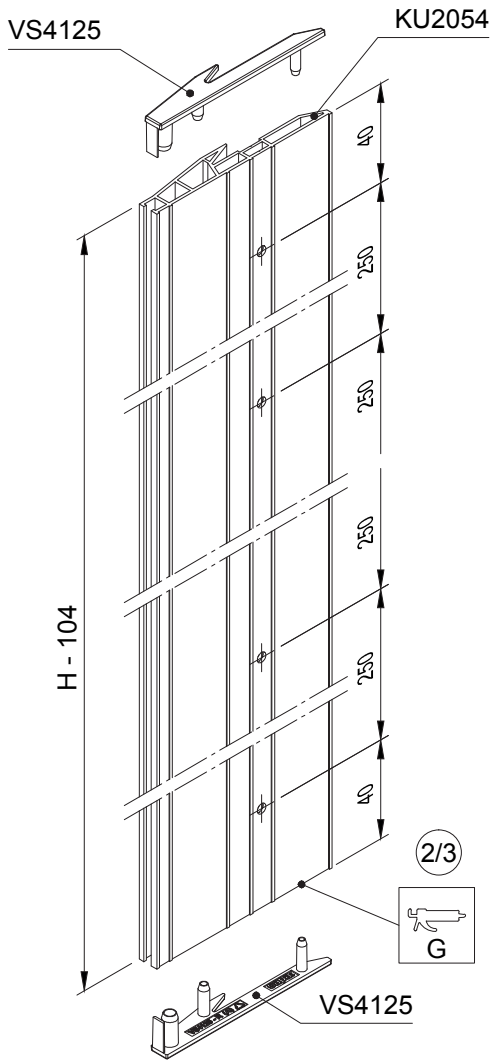
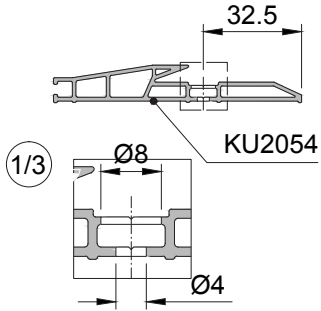
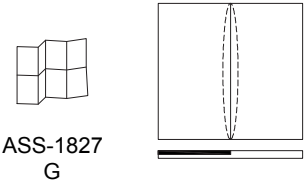


 C160-ASS-1927

Assemblaggio C9K200

ASSEMBLAGGIO INCONTRO KU2054-VS4125

1 / 5



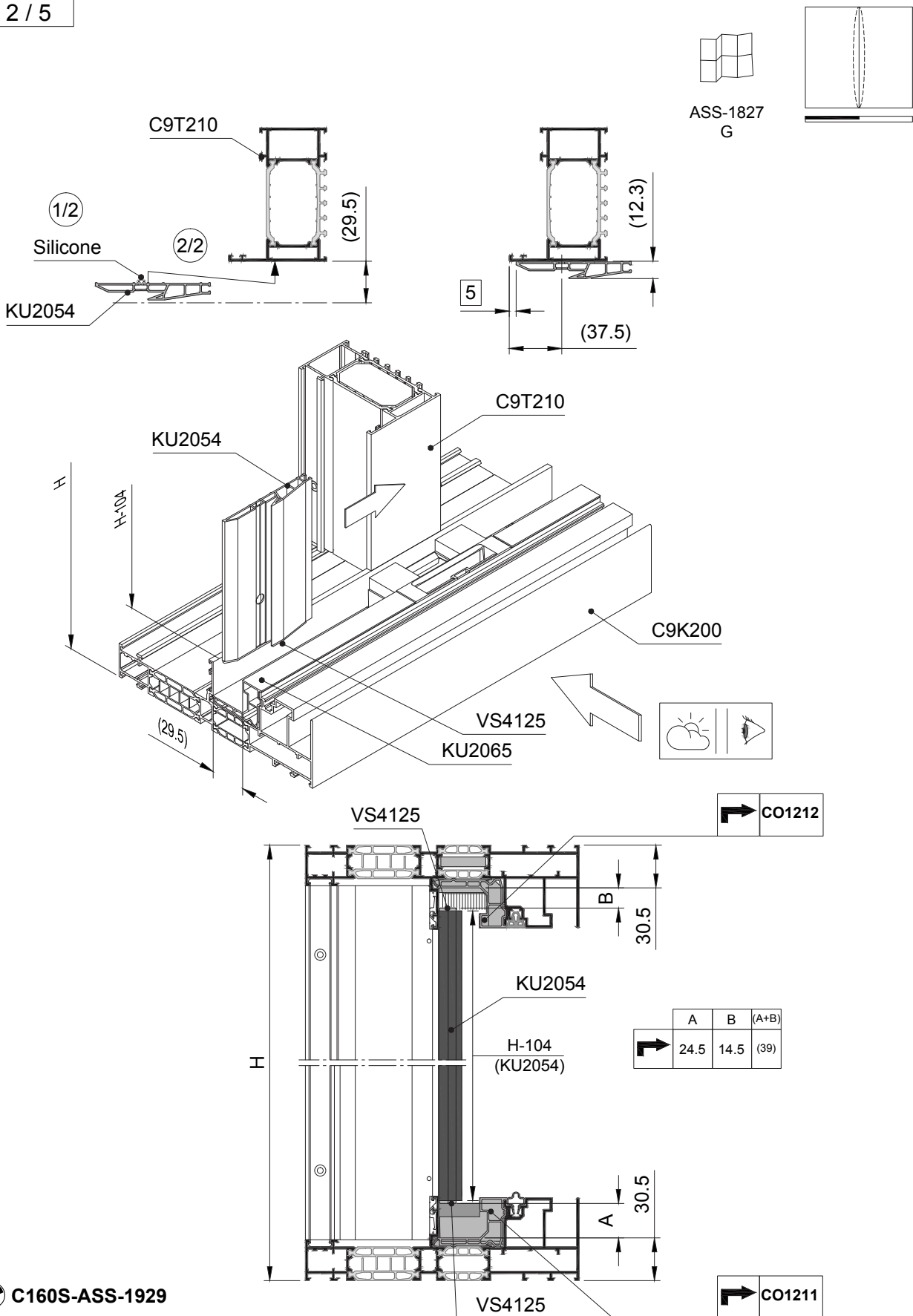
 C160S-ASS-1928

L - Ferramenta e disegni assemblaggio

Assemblaggio C9K200

POSIZIONAMENTO ED ASSEMBLAGGIO INCONTRO SU C9T210

2 / 5



C160S-ASS-1929

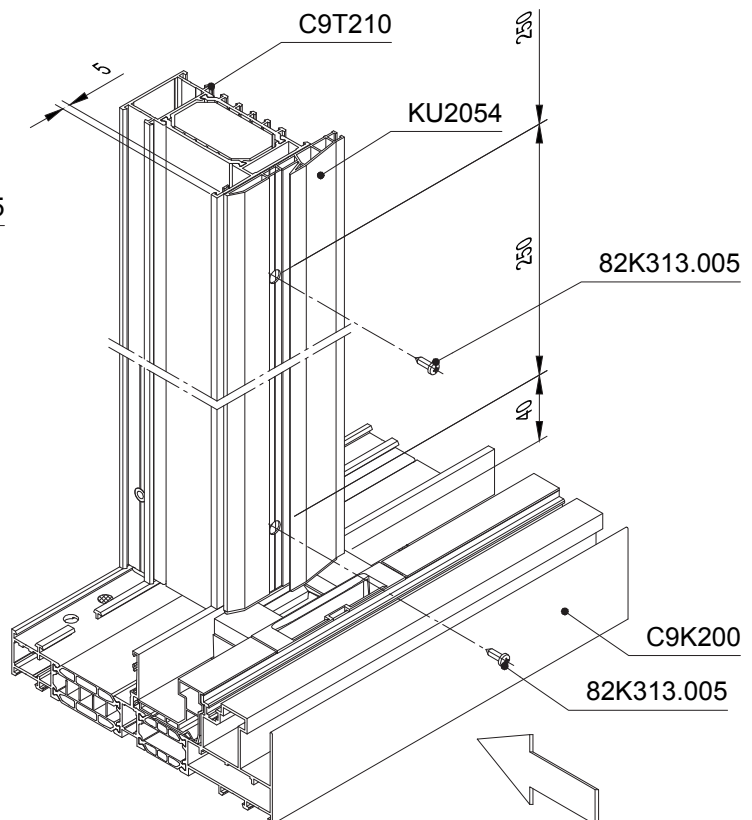
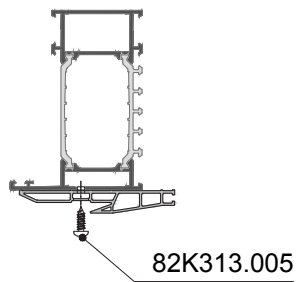
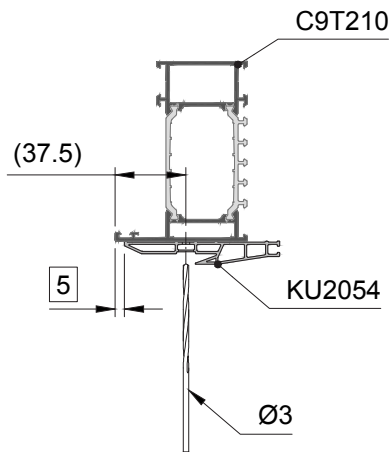
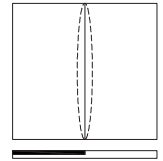
Assemblaggio C9K200

POSIZIONAMENTO ED ASSEMBLAGGIO INCONTRO SU C9T210

3 / 5



ASS-1827
G



 **C160S-ASS-1930**

Usare le viti nere 82K313.005 .



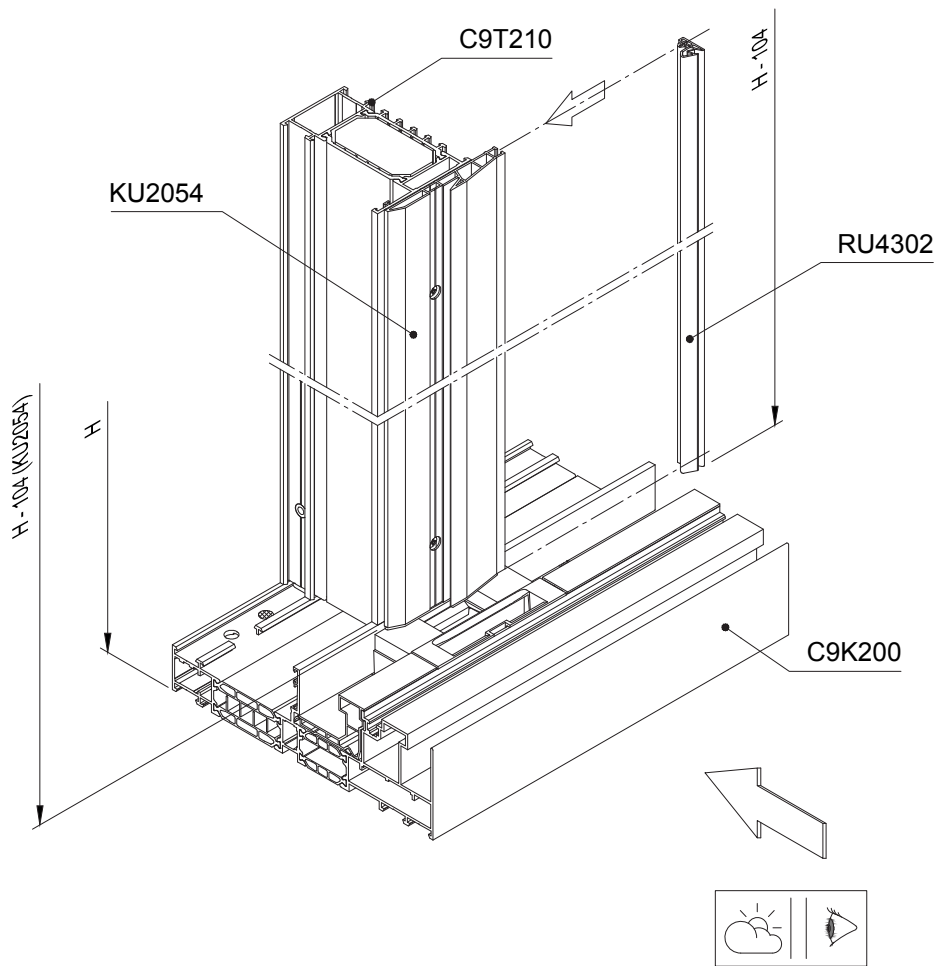
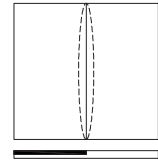
Assemblaggio C9K200

ASSEMBLAGGIO GUARNIZIONE RU4302 SU KU2054

4 / 5



ASS-1827
G



 C160S-ASS-1931

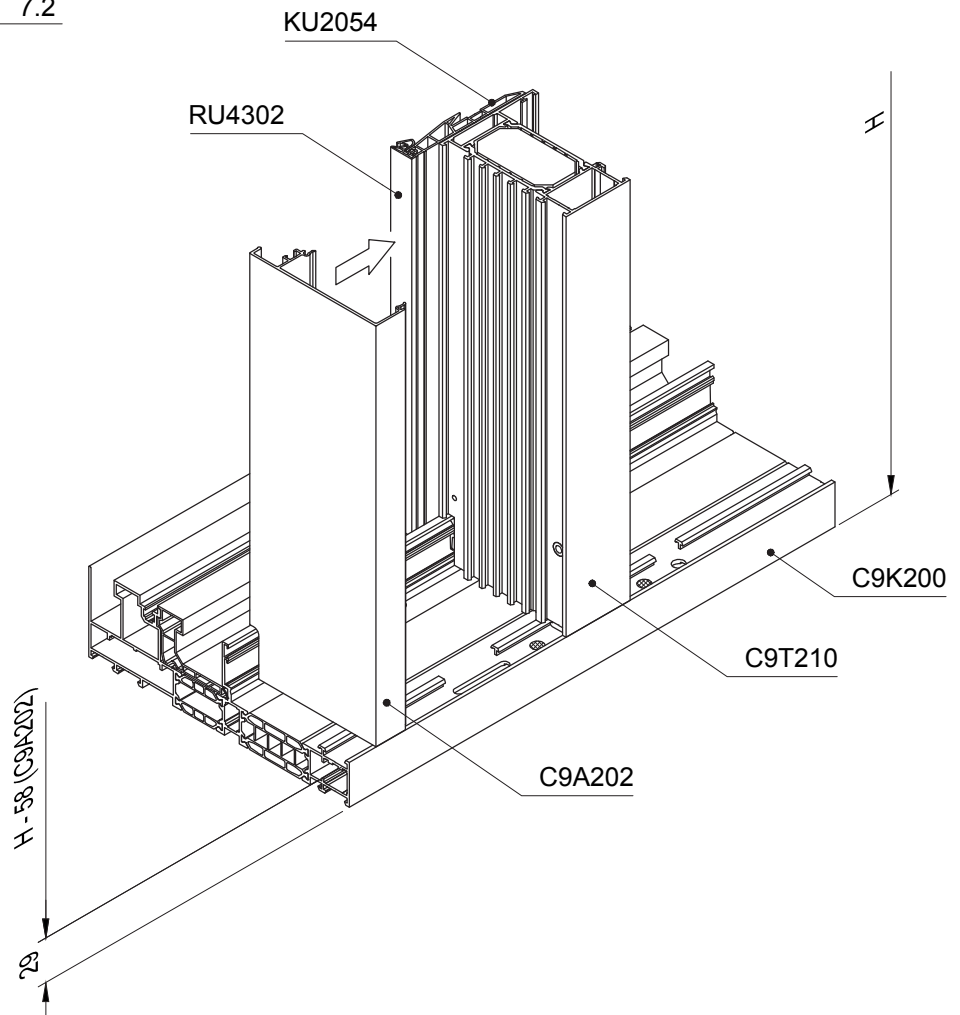
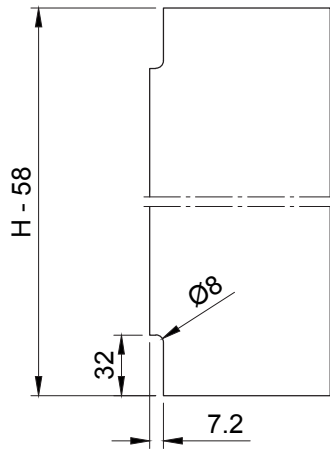
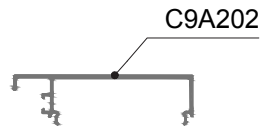
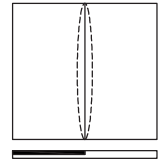
Assemblaggio C9K200

OPERAZIONE ED ASSEMBLAGGIO C9A202

5 / 5



ASS-1827
G



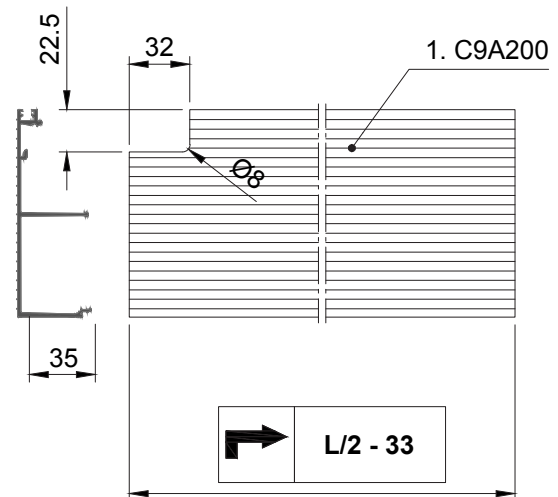
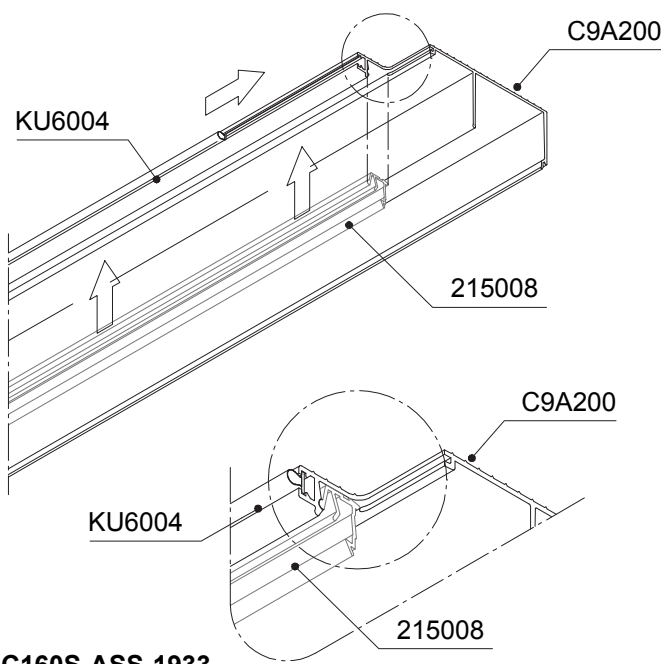
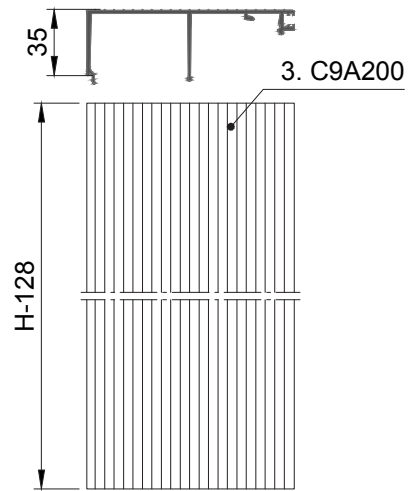
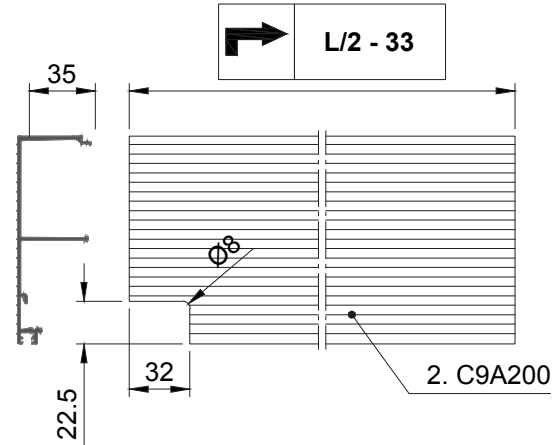
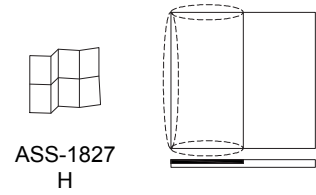
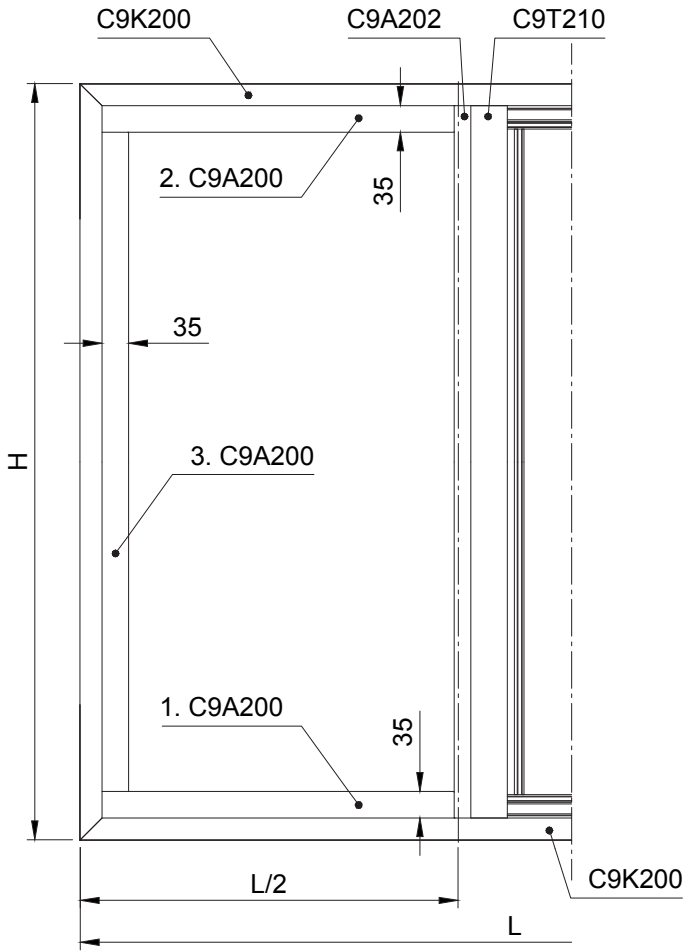
 C160S-ASS-1932

L - Ferramenta e disegni assemblaggio

Assemblaggio C9K200

OPERAZIONE C9A200 ED ASSEMBLAGGIO KU6004 SU 215008

1 / 2

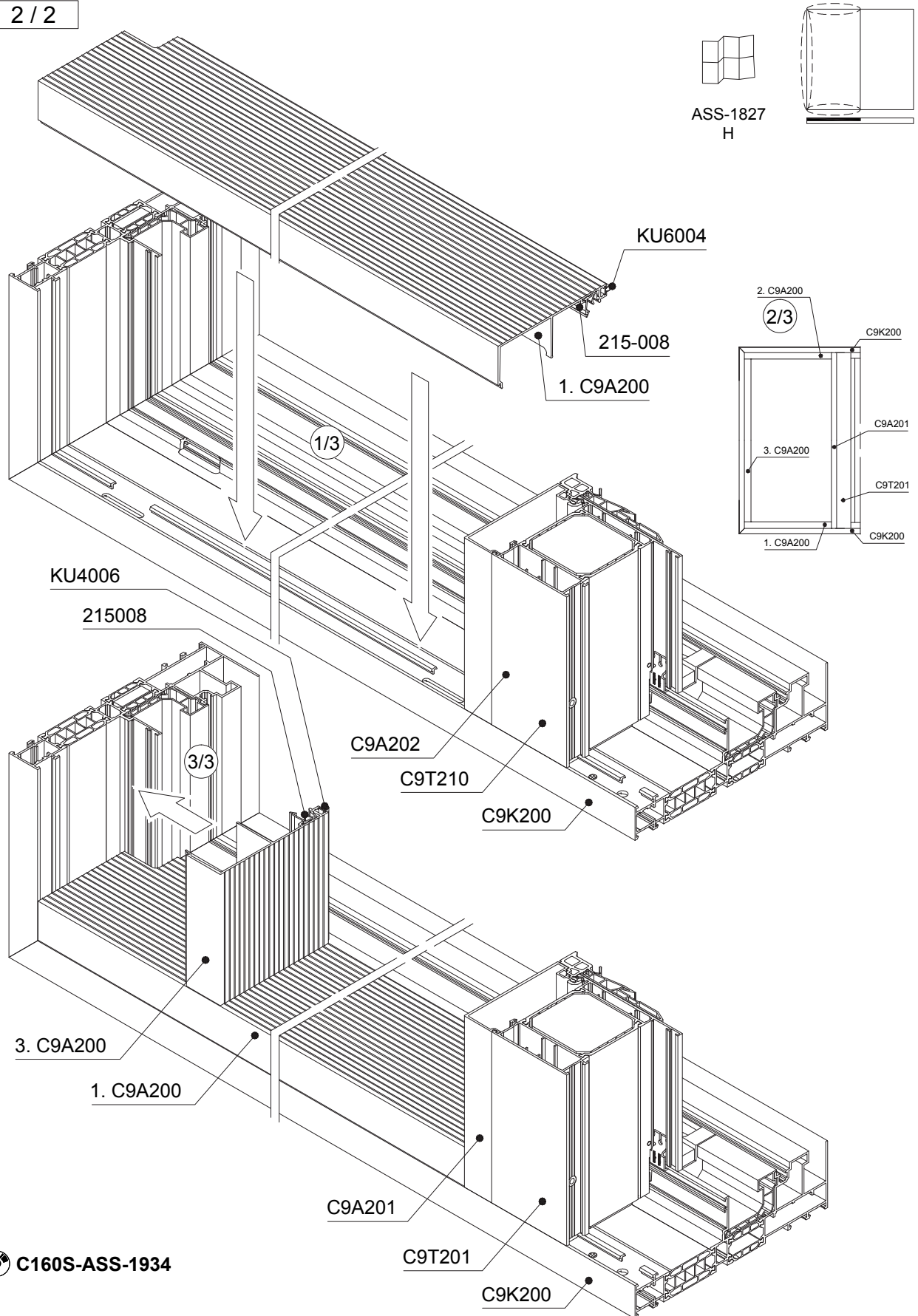


C160S-ASS-1933

Assemblaggio C9K200

ASSEMBLAGGIO C9A200 SU C9K200

2 / 2



 C160S-ASS-1934

L - Ferramenta e disegni assemblaggio

Assemblaggio ferramenta e accessori RC2

Panoramica ferramenta alzante scorrevole RC2	L390
Assemblaggio CO2206 - Verticale - Lato serratura	L391
CO2206 - Orizzontale	L392
Operazioni sui carrelli	L393
Operazioni sui carrelli - Asta di connessione	L394
Assemblaggio dei carrelli	L395
Assemblaggio VS5187	L396
Assemblaggio dei carrelli - Fissaggio	L397
Ferramenta - ZB009x	L398
Punto di chiusura aggiuntiva ZB0092 sulla serratura con ZB009x	L399
RC2 operazioni per ferramenta ZB009x - A, B	L400
Operazioni per ferramenta ZB009x - E, F	L401
Operazioni ed assemblaggio maniglia interna	L402
Assemblaggio ZB0071/ZB0072/ZB0099/CO2317	L403
Posizionamento ZB0071/ZB0072/ZB0099/CO2317	L404
Assemblaggio CO2318	L405
Posizionamento ZB0038	L406
Posizionamento ZB0078 - Telaio in alto	L407
Assemblaggio ZB0093/ZB0094/ZB0095/ZB0096 - XOOX - Anta secondaria	L408
Piastra di bloccaggio ZB0071 e ZB0099 con piatto CO2317 su anta secondaria	L409
Piastra di bloccaggio ZB0071 e ZB0099 con piatto CO2317 su anta secondaria	L410
Assemblaggio ZB0078, chiusura con anta telescopica	L411
Supporto per vetratura incollata e lastra di vetro interna	L412

Assemblaggio ferramenta e accessori RC2

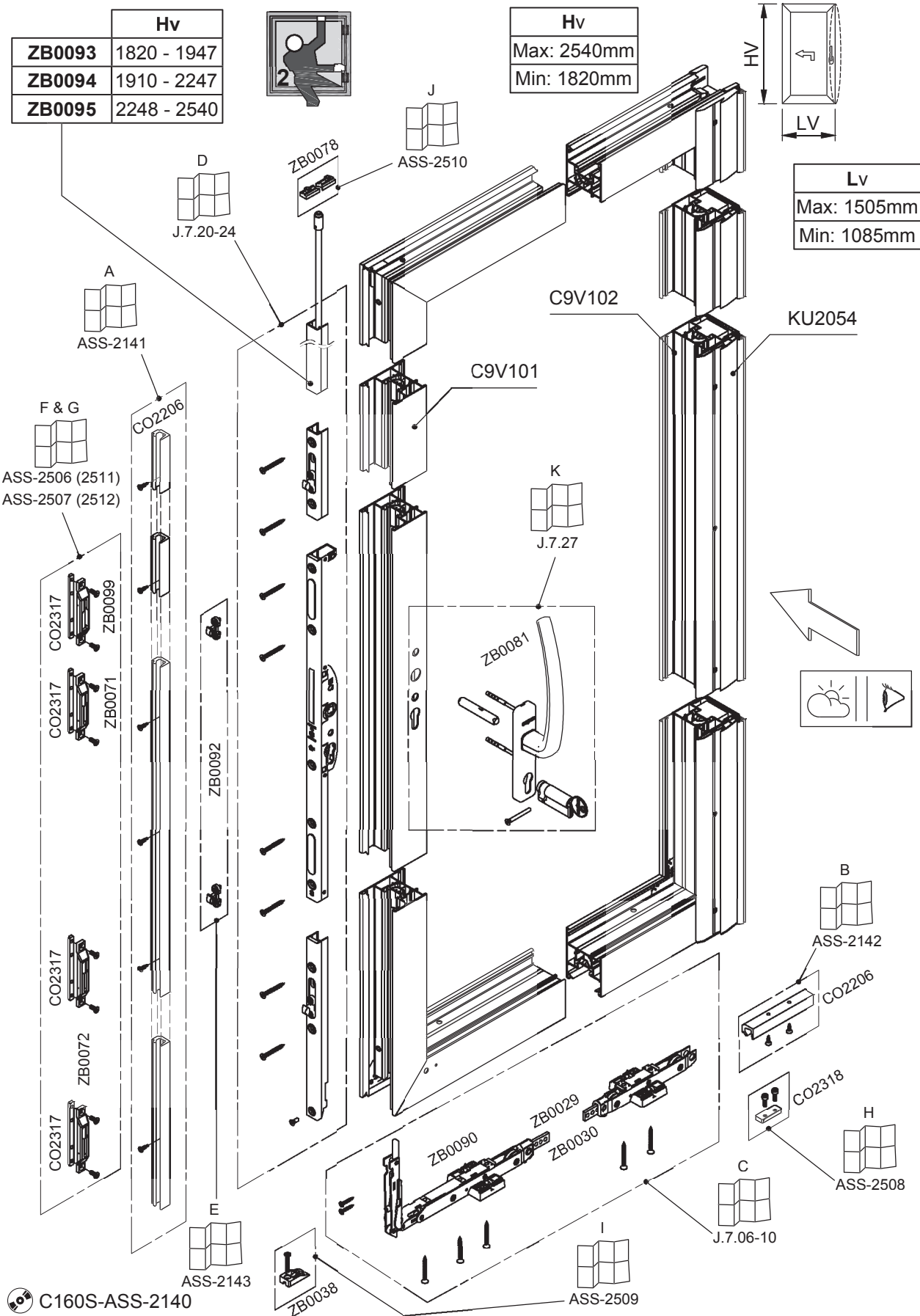
PANORAMICA FERRAMENTA ALZANTE SCORREVOLE RC2

	Hv
ZB0093	1820 - 1947
ZB0094	1910 - 2247
ZB0095	2248 - 2540

Hv
Max: 2540mm
Min: 1820mm

Lv
Max: 1505mm
Min: 1085mm

L - Ferramenta e disegni assemblaggio



C160S-ASS-2140

ZB0038

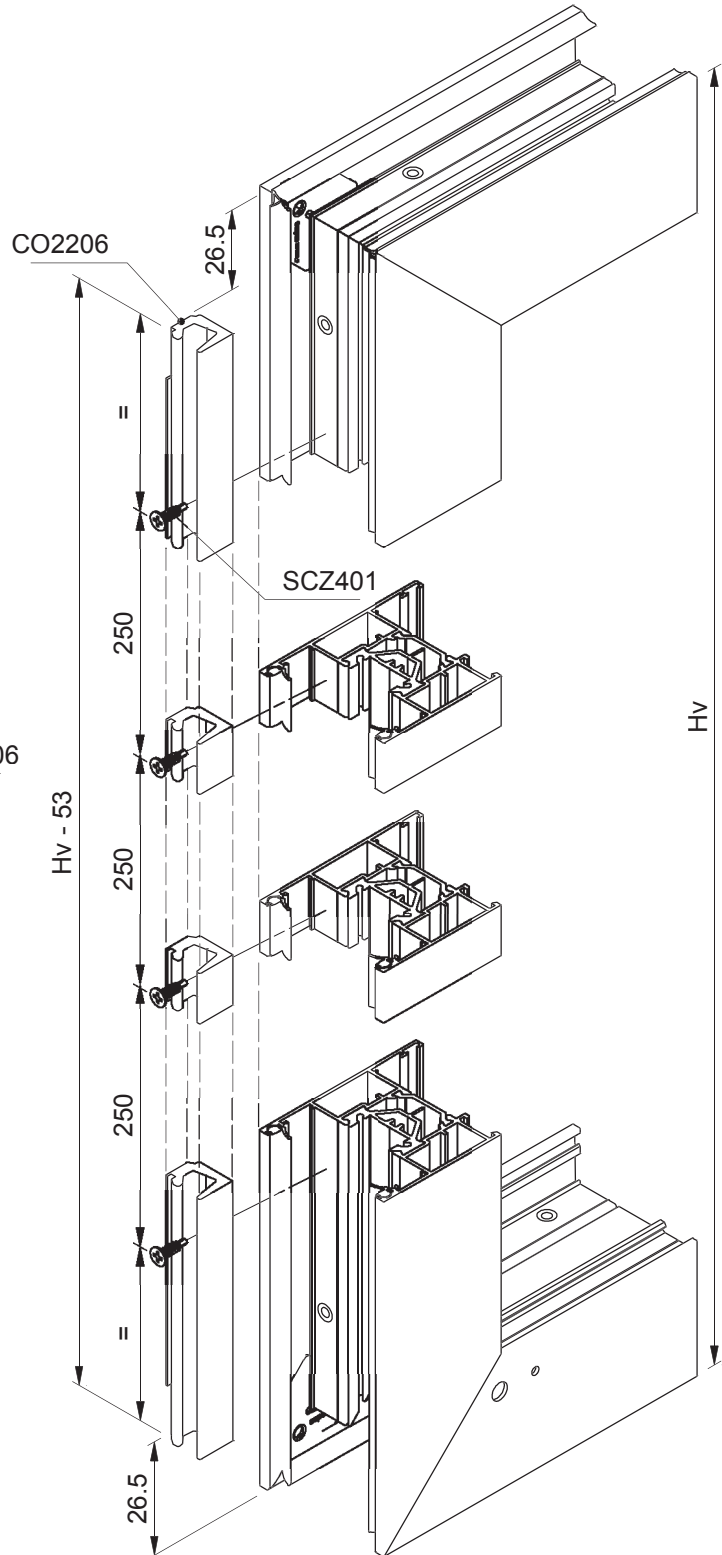
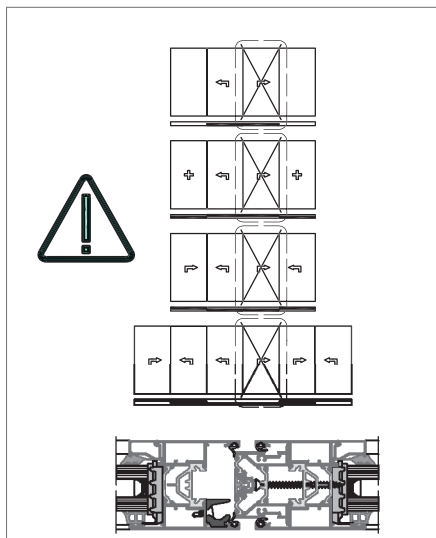
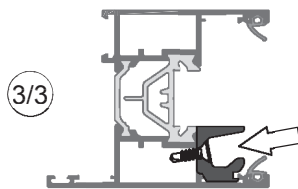
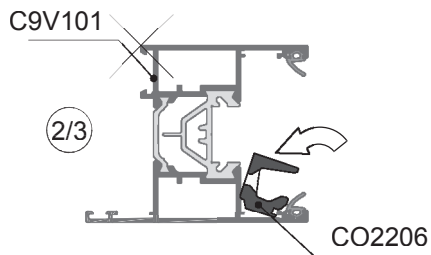
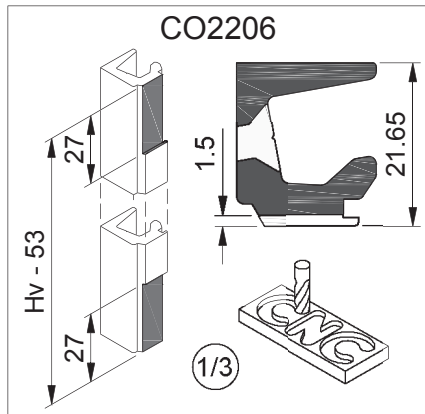
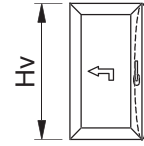
ASS-2509

Assemblaggio ferramenta e accessori RC2

ASSEMBLAGGIO CO2206 - VERTICALE - LATO SERRATURA



Hv
Max: 2540mm
Min: 1820mm

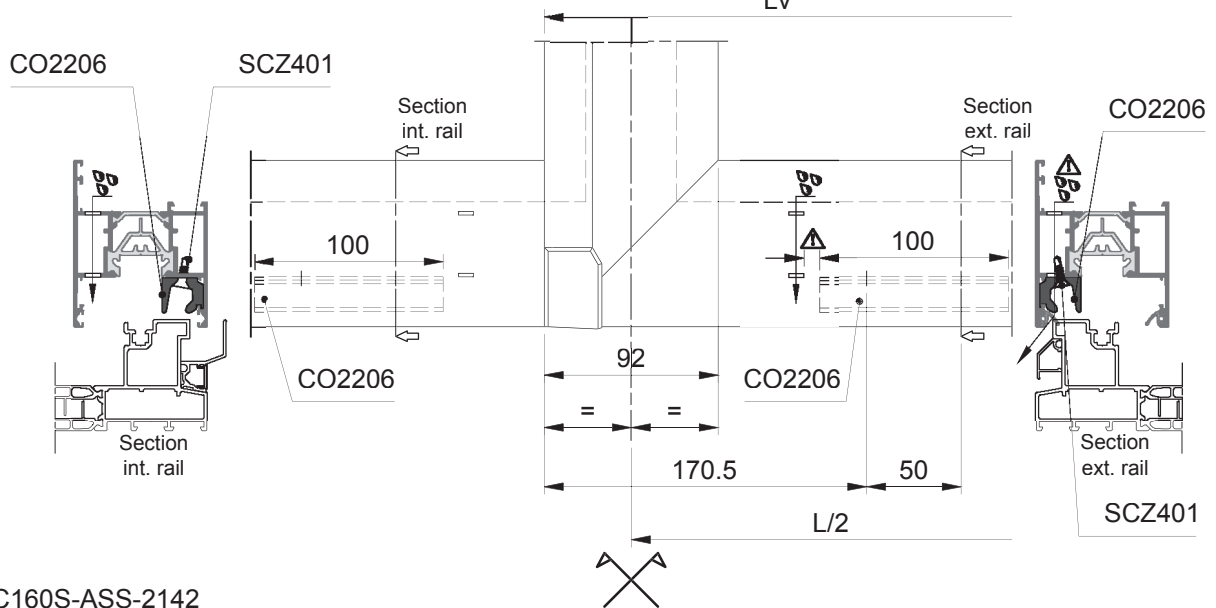
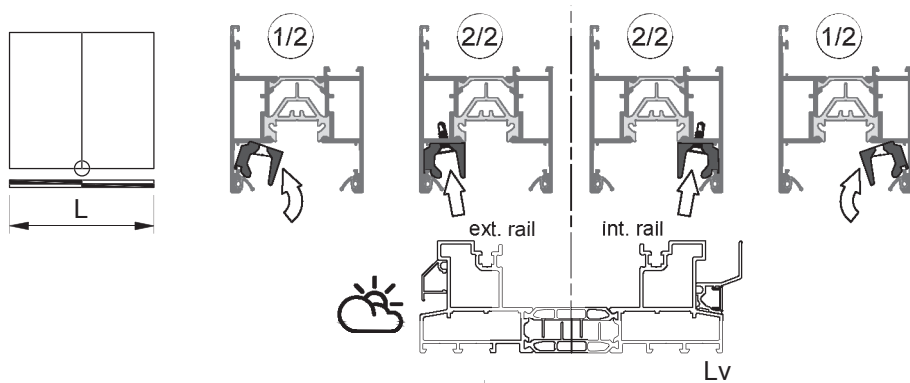
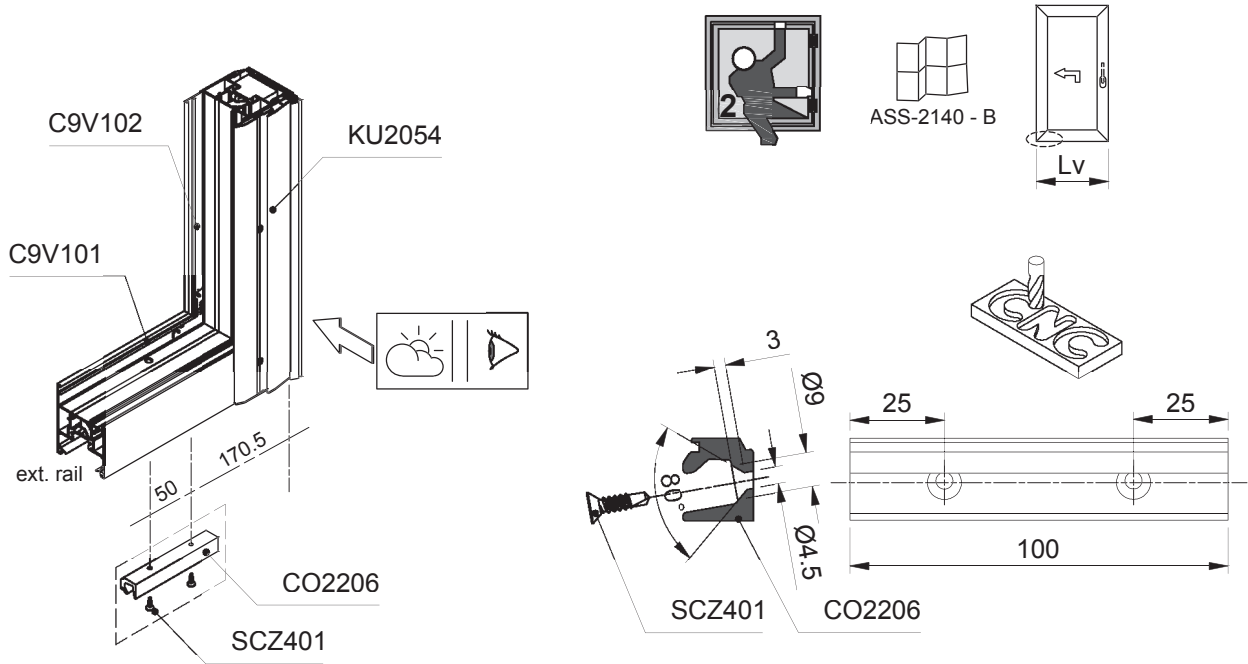


 C160S-ASS-2141

! Pending

Assemblaggio ferramenta e accessori RC2

CO2206 - ORIZZONTALE



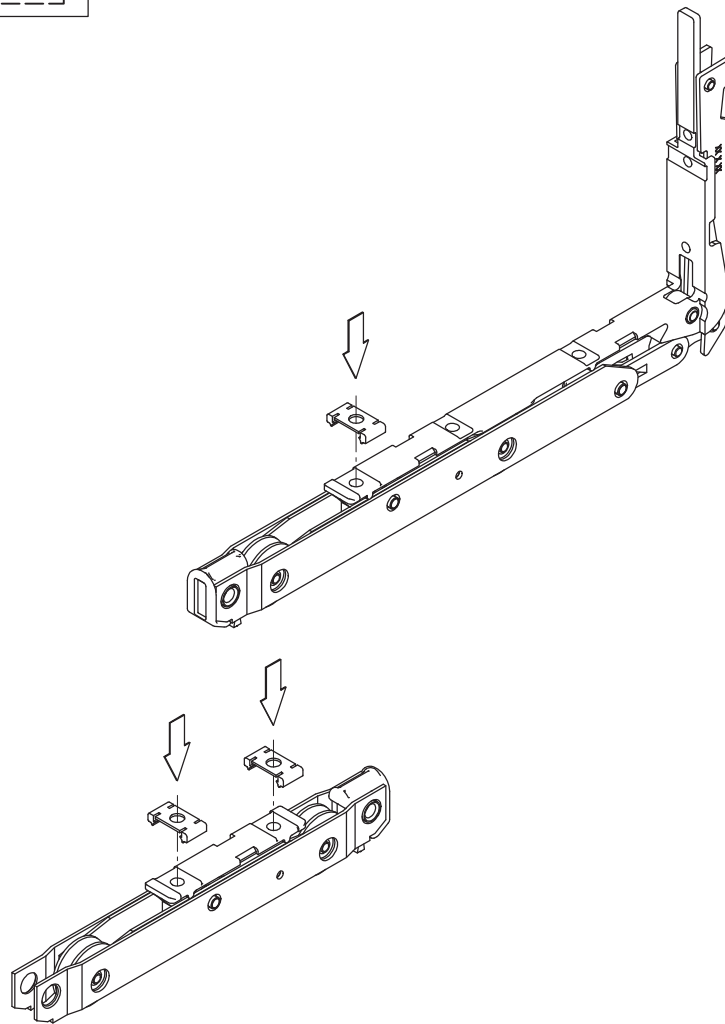
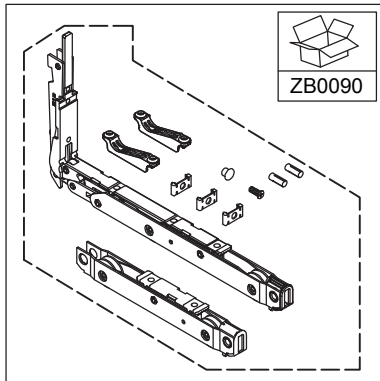
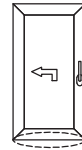
C160S-ASS-2142

L - Ferramenta e disegni assemblaggio

Assemblaggio ferramenta e accessori RC2

OPERAZIONI SUI CARRELLI

1 / 5

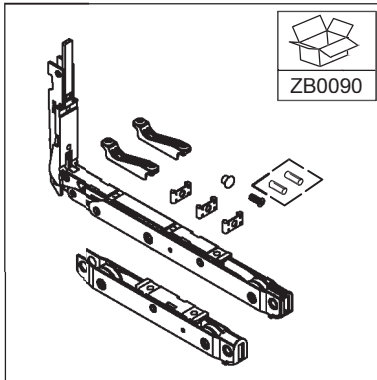
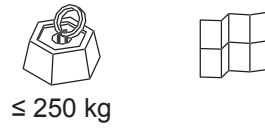


 C160S-ASS-2130

Assemblaggio ferramenta e accessori RC2

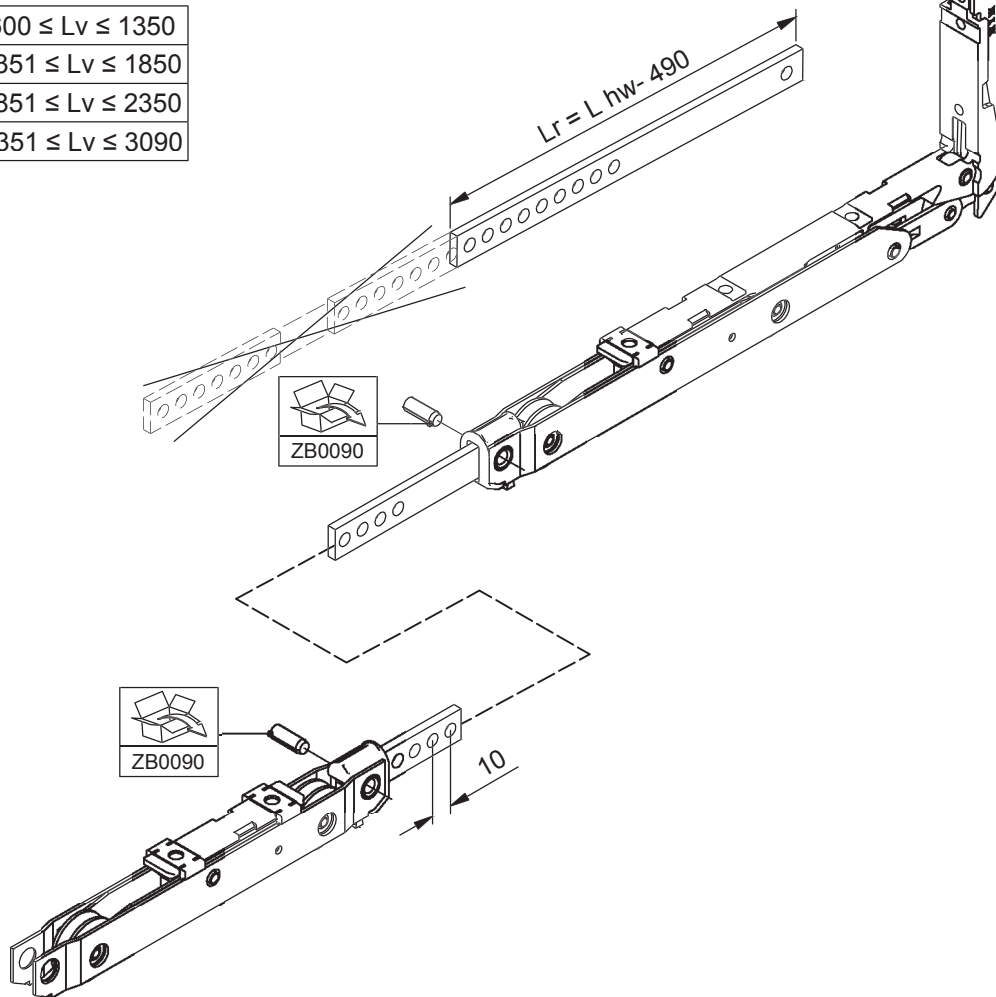
OPERAZIONI SUI CARRELLI - ASTA DI CONNESSIONE

2 / 5



L hw	Lv - 31.5	Lv - 10	Lv - 53
Lr	Lv - 521.5	Lv - 500	Lv - 543

ZB0029	$600 \leq Lv \leq 1350$
ZB0030	$1351 \leq Lv \leq 1850$
ZB0031	$1851 \leq Lv \leq 2350$
ZB0032	$2351 \leq Lv \leq 3090$



C160S-ASS-2131

L - Ferramenta e disegni assemblaggio

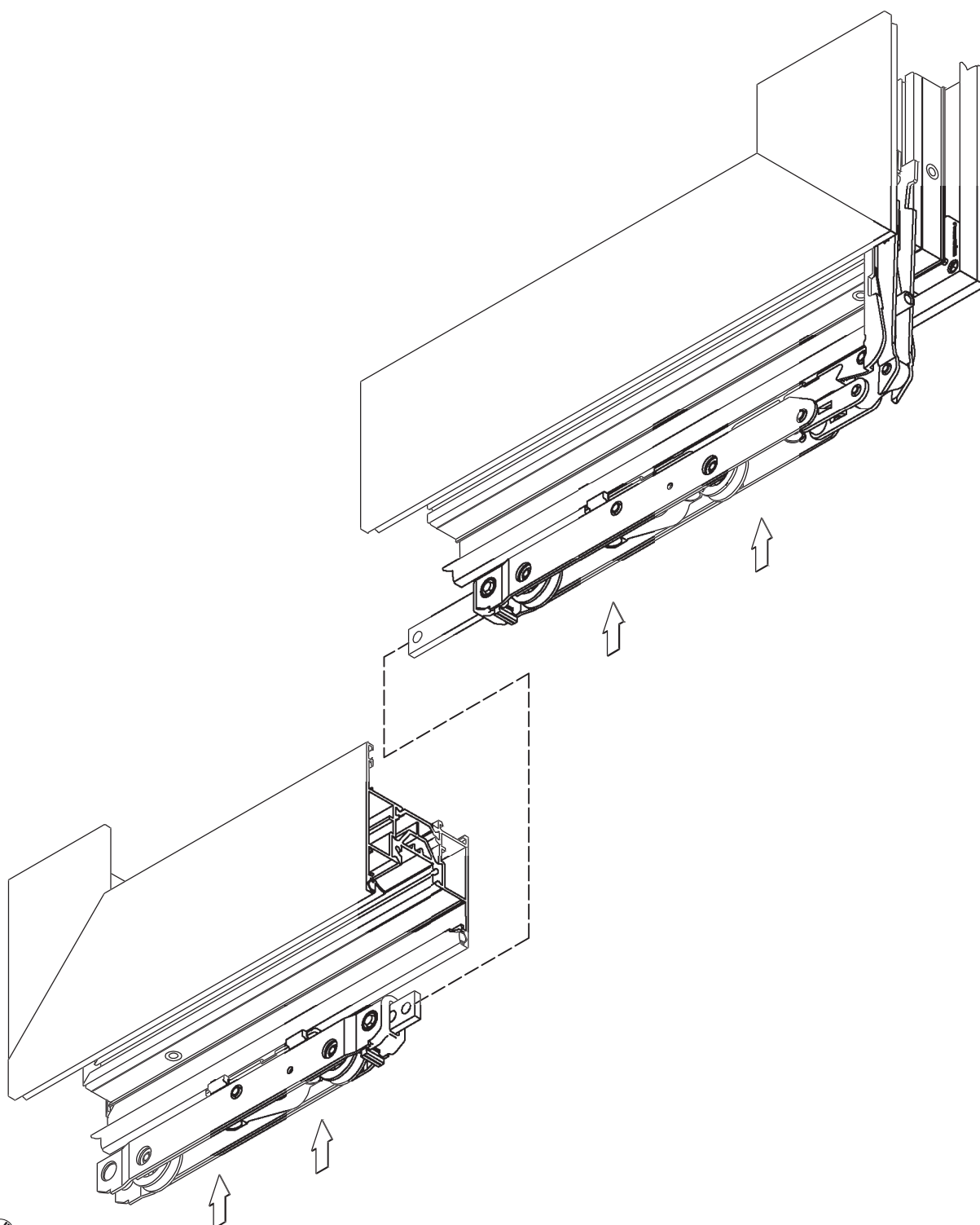
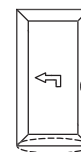
Assemblaggio ferramenta e accessori RC2

ASSEMBLAGGIO DEI CARRELLI

3 / 5



≤ 250 kg

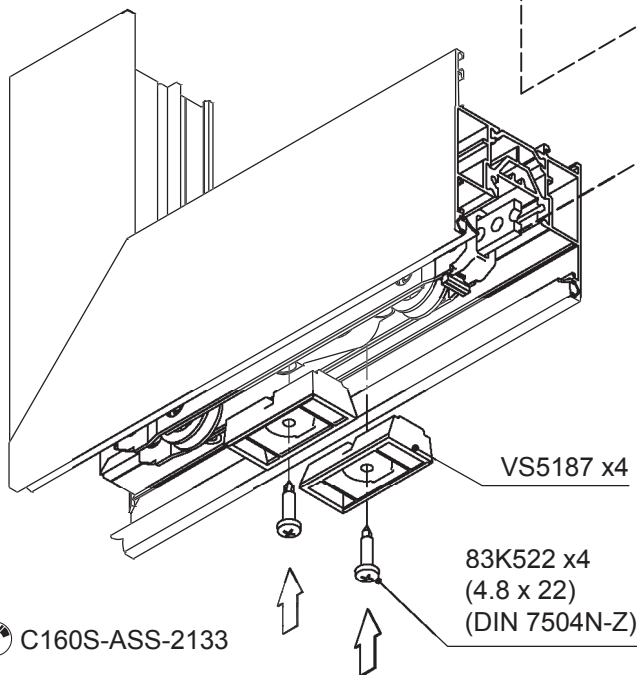
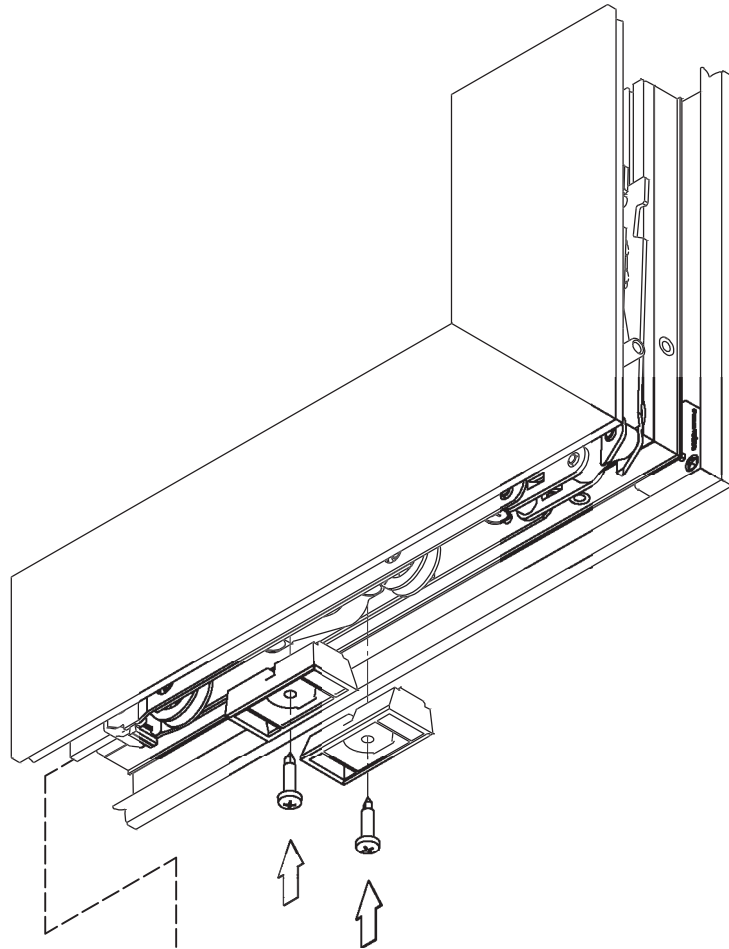
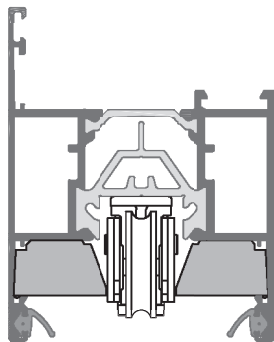
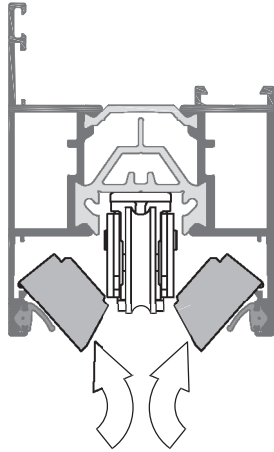
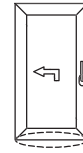


 C160S-ASS-2132

Assemblaggio ferramenta e accessori RC2

ASSEMBLAGGIO VS5187

4 / 5

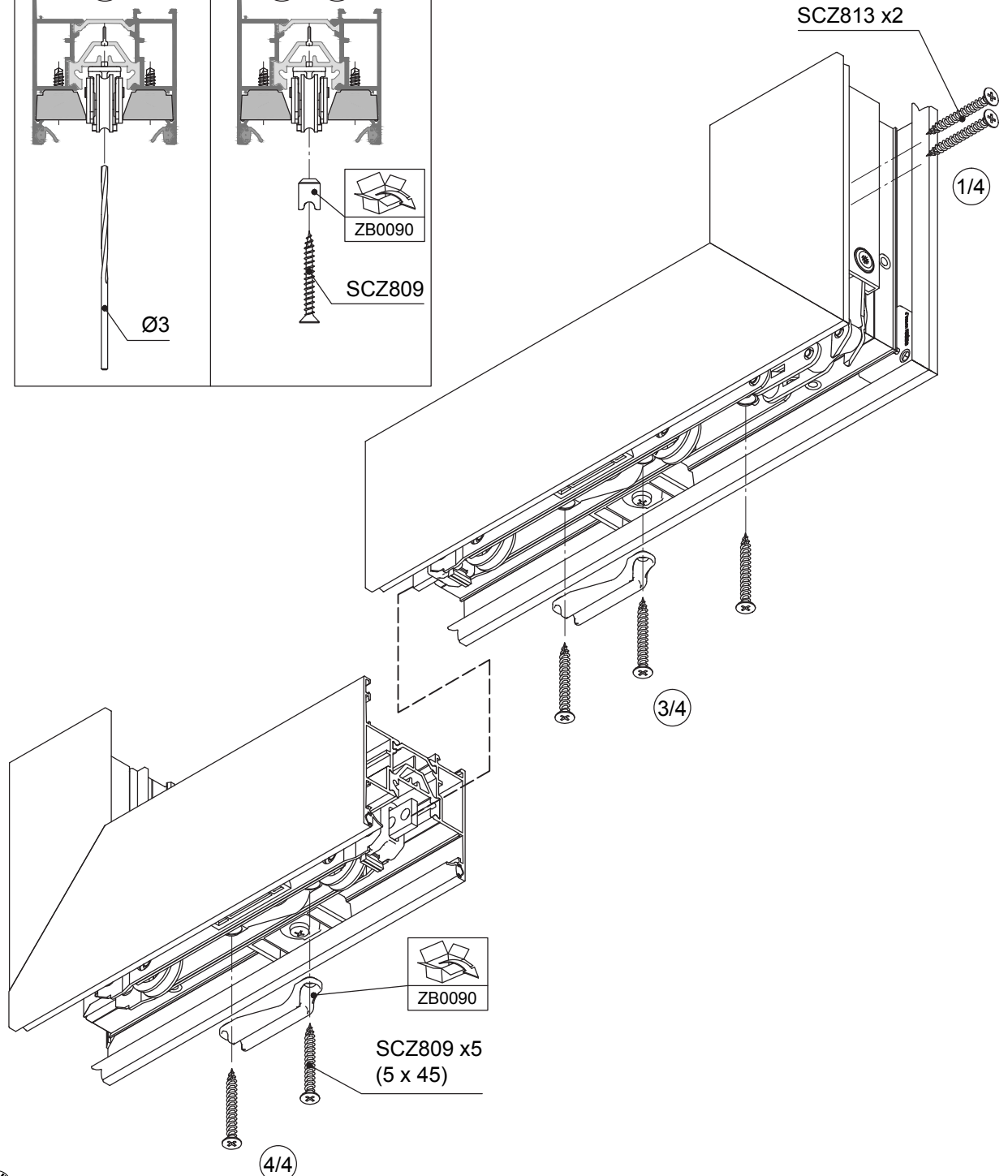
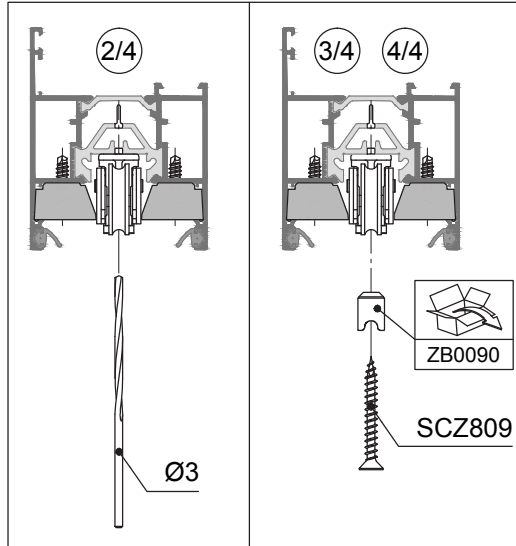
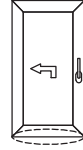



L - Ferramenta e disegni assemblaggio

Assemblaggio ferramenta e accessori RC2

ASSEMBLAGGIO DEI CARRELLI - FISSAGGIO

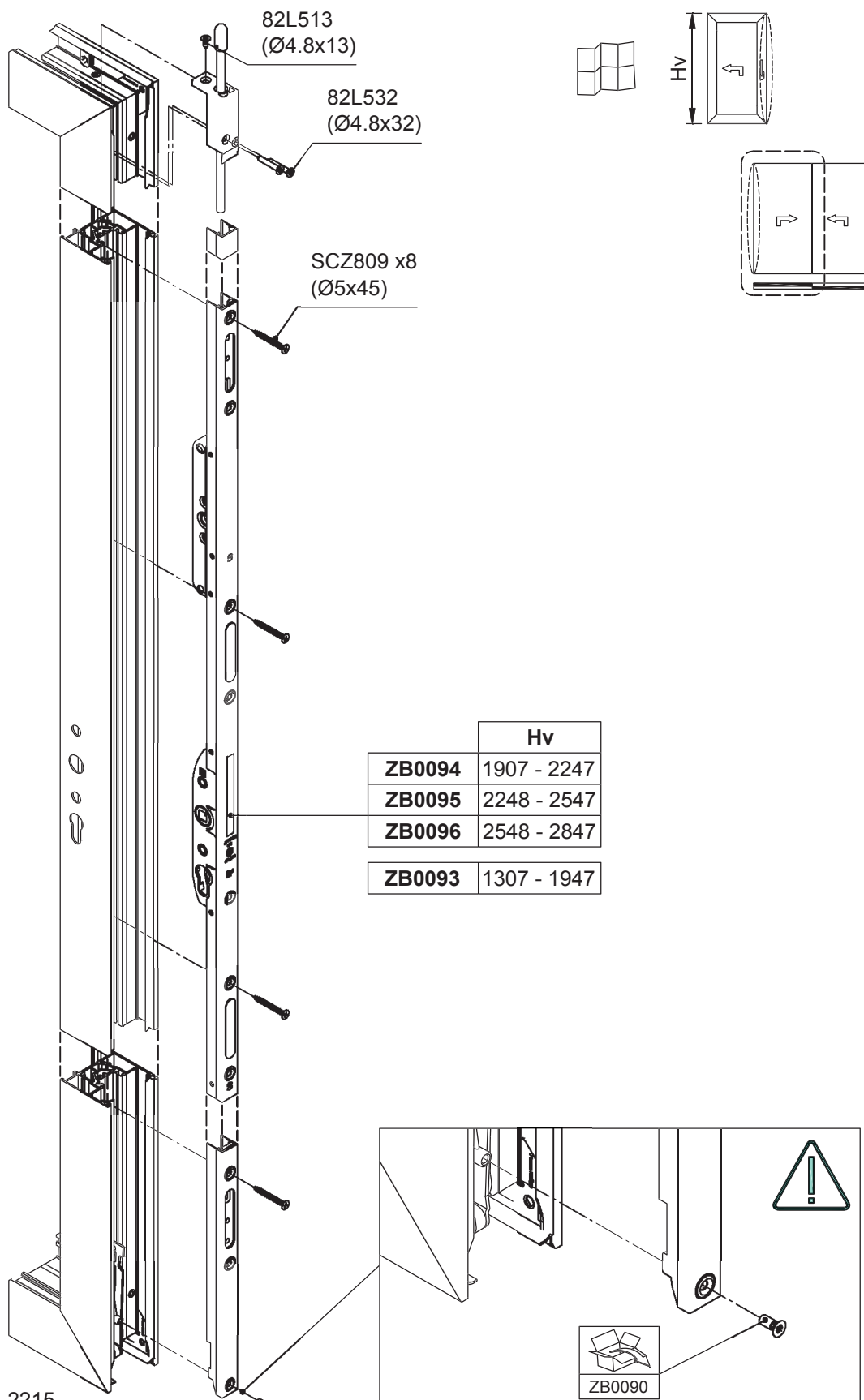
5 / 5



 C160S-ASS-2134

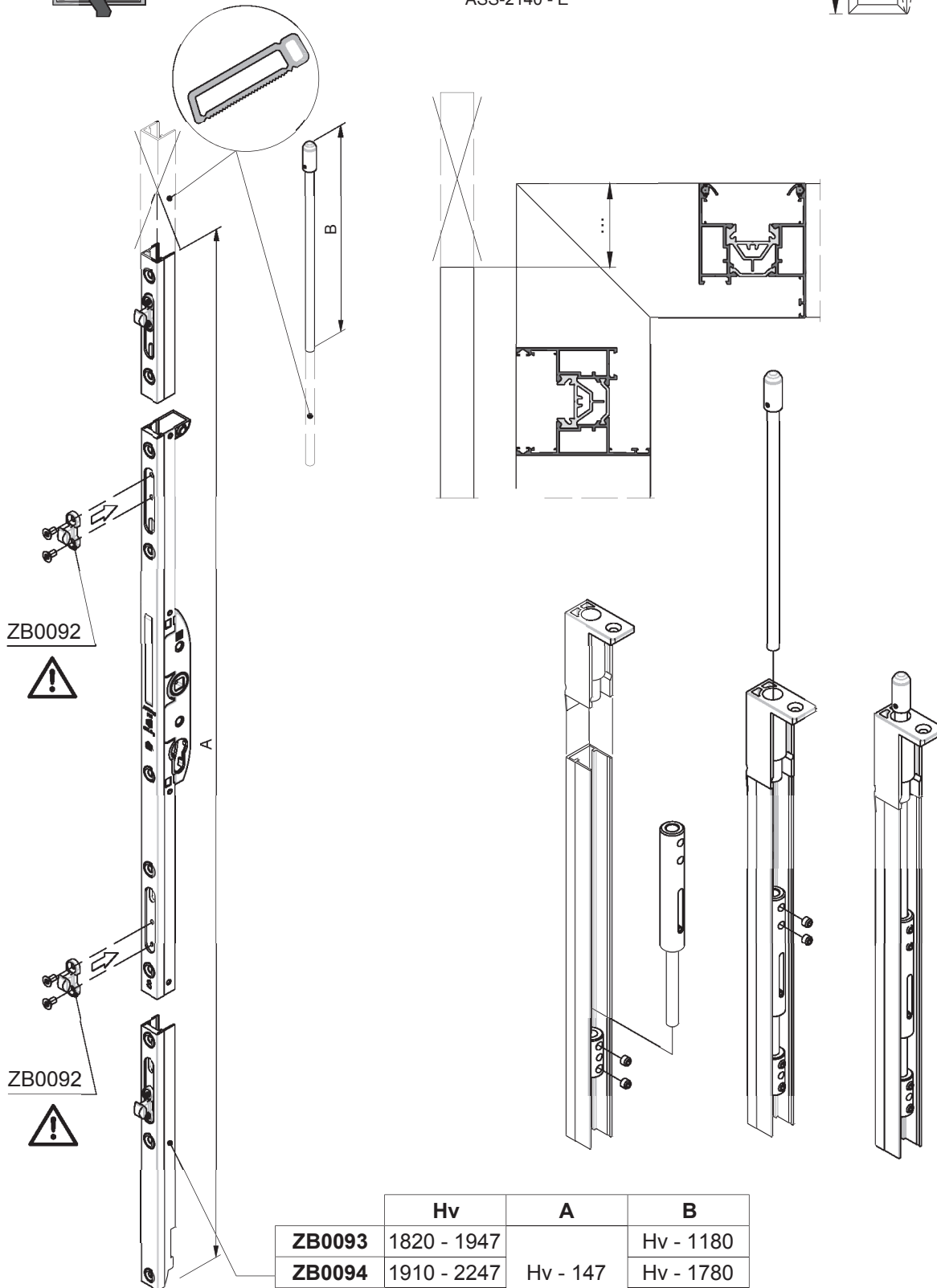
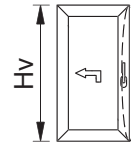
Assemblaggio ferramenta e accessori RC2

FERRAMENTA - ZB009X



Assemblaggio ferramenta e accessori RC2

PUNTO DI CHIUSURA ADDIZIONALE ZB0092 SULLA SERRATURA CON ZB009X



ZB0092



ZB0092

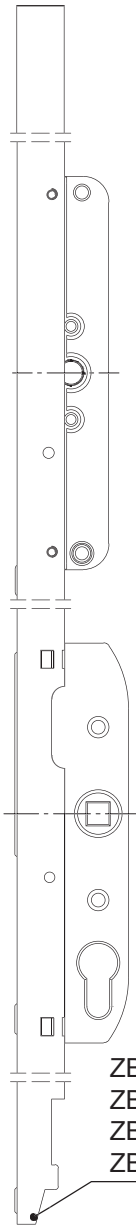
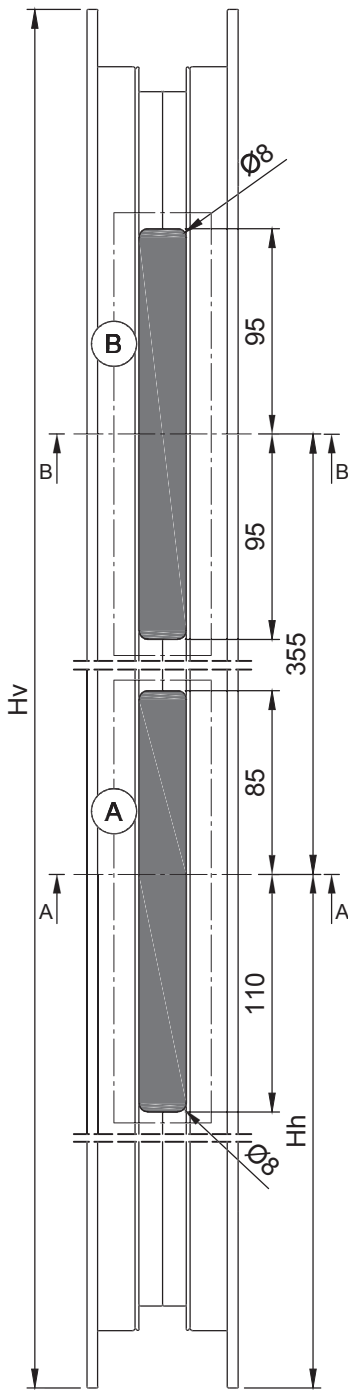
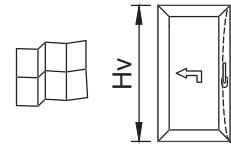


	Hv	A	B
ZB0093	1820 - 1947	Hv - 147	Hv - 1180
ZB0094	1910 - 2247		Hv - 1780
ZB0095	2248 - 2540		Hv - 2080

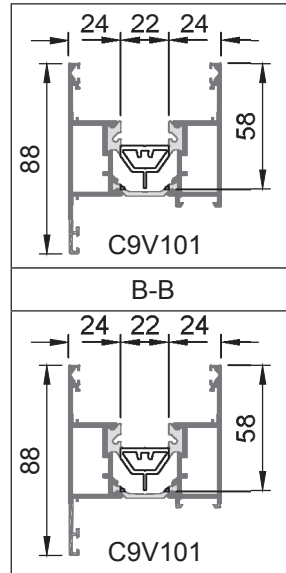
 C160S-ASS-2143

Assemblaggio ferramenta e accessori RC2

RC2 OPERAZIONI PER FERRAMENTA ZB009X - A, B



ZB0093
ZB0094
ZB0095
ZB0096



Hh	Hv	
1003	1907 - 2847	
403	1307 - 1947	

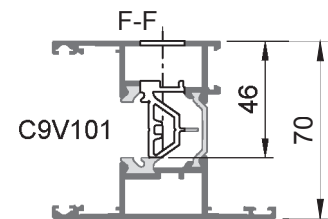
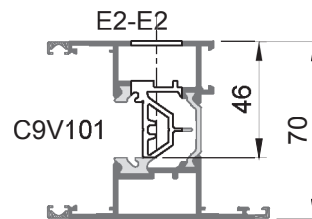
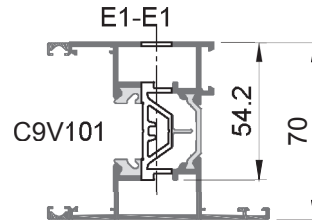
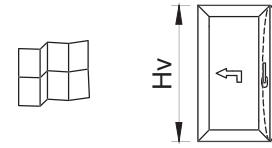
C160S-ASS-2513

L - Ferramenta e disegni assemblaggio

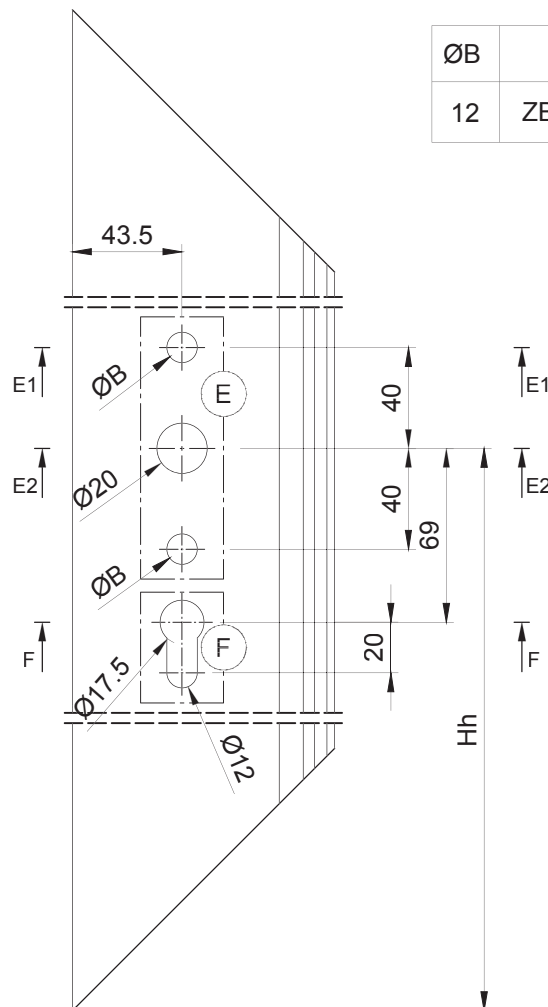
Assemblaggio ferramenta e accessori RC2

OPERAZIONI PER FERRAMENTA ZB009X - E, F

Hh	Hv	
1003	1907 - 2540	
403	1820 - 1947	



ØB	
12	ZB0080

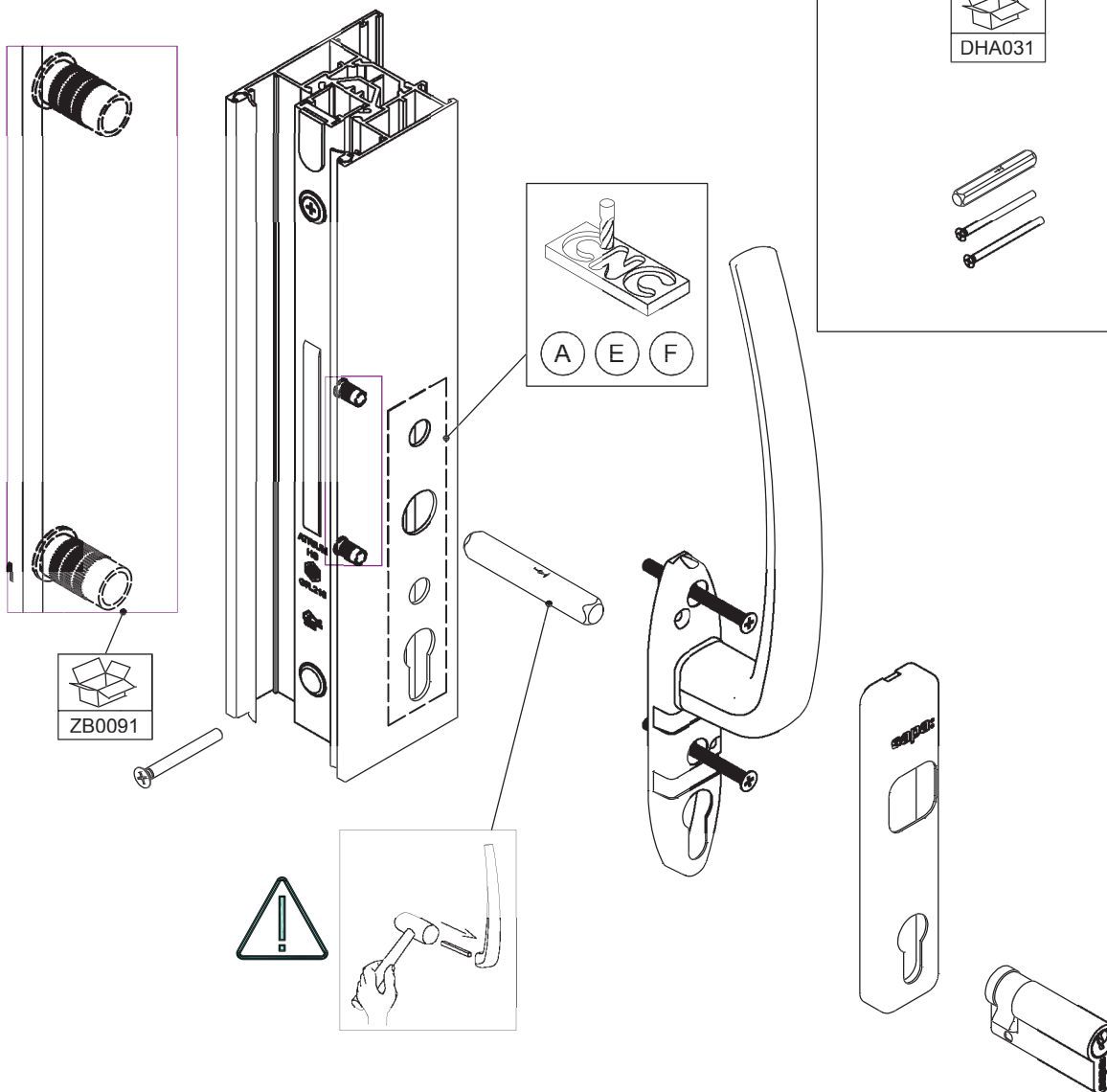
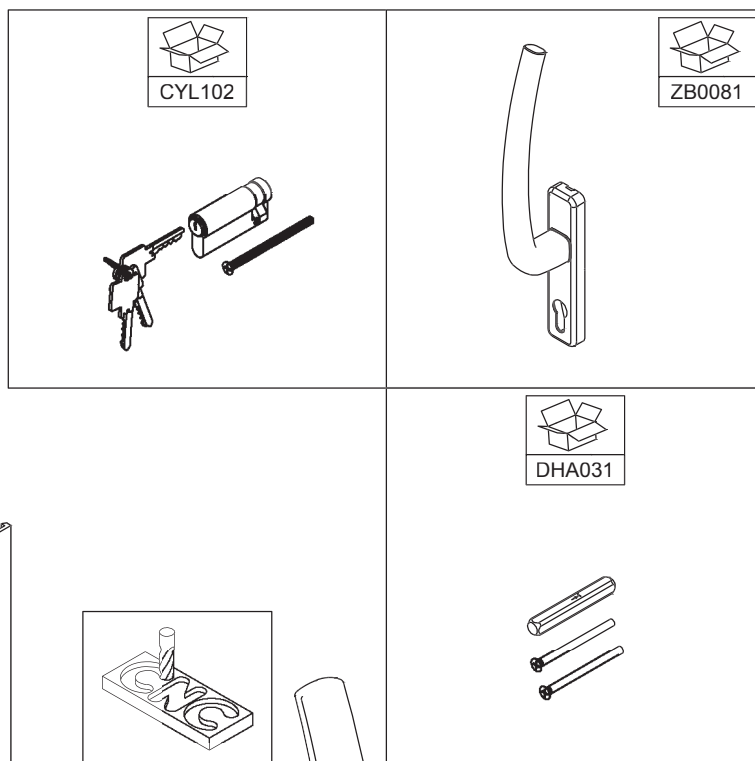
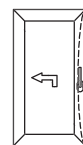


C160S-ASS-2216

Assemblaggio ferramenta e accessori RC2

OPERAZIONI ED ASSEMBLAGGIO MANIGLIA INTERNA

3 / 6



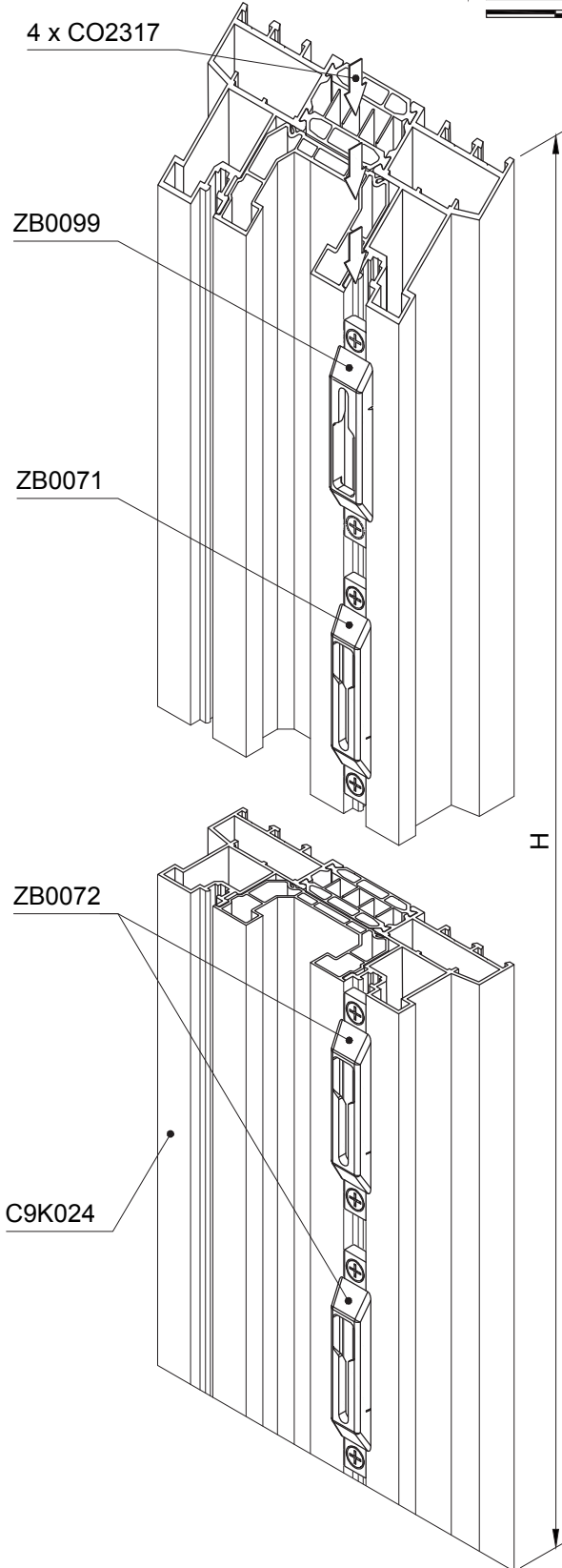
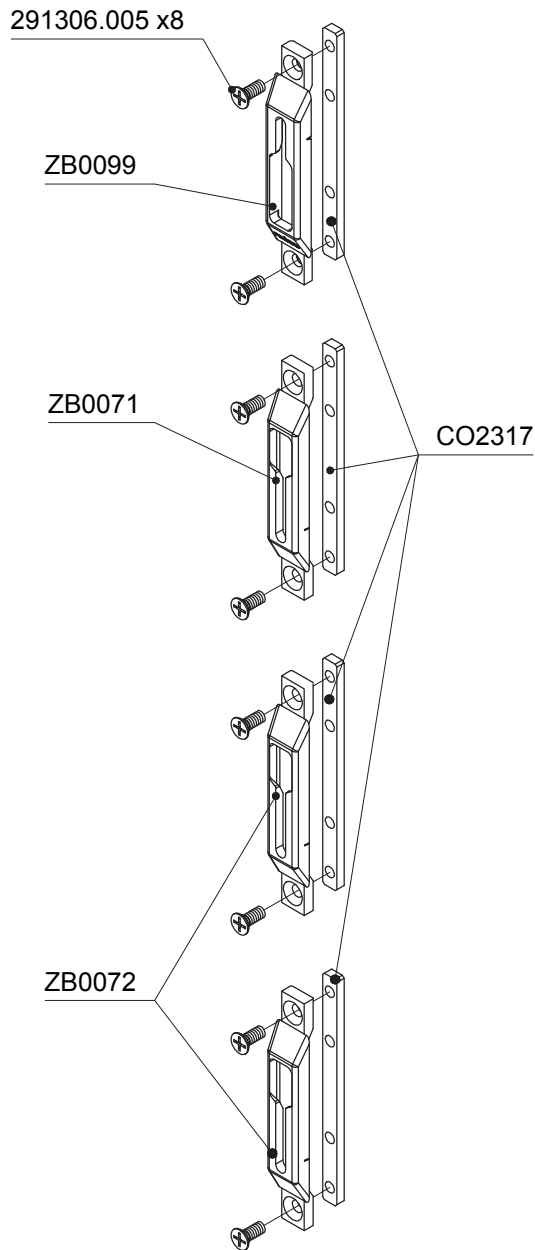
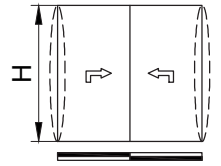
L - Ferramenta e disegni assemblaggio

C160S-ASS-2162

Assemblaggio ferramenta e accessori RC2

ASSEMBLAGGIO Z0071/ZB0072/ZB0099/CO2317

1 / 2



 C160S-ASS-2506

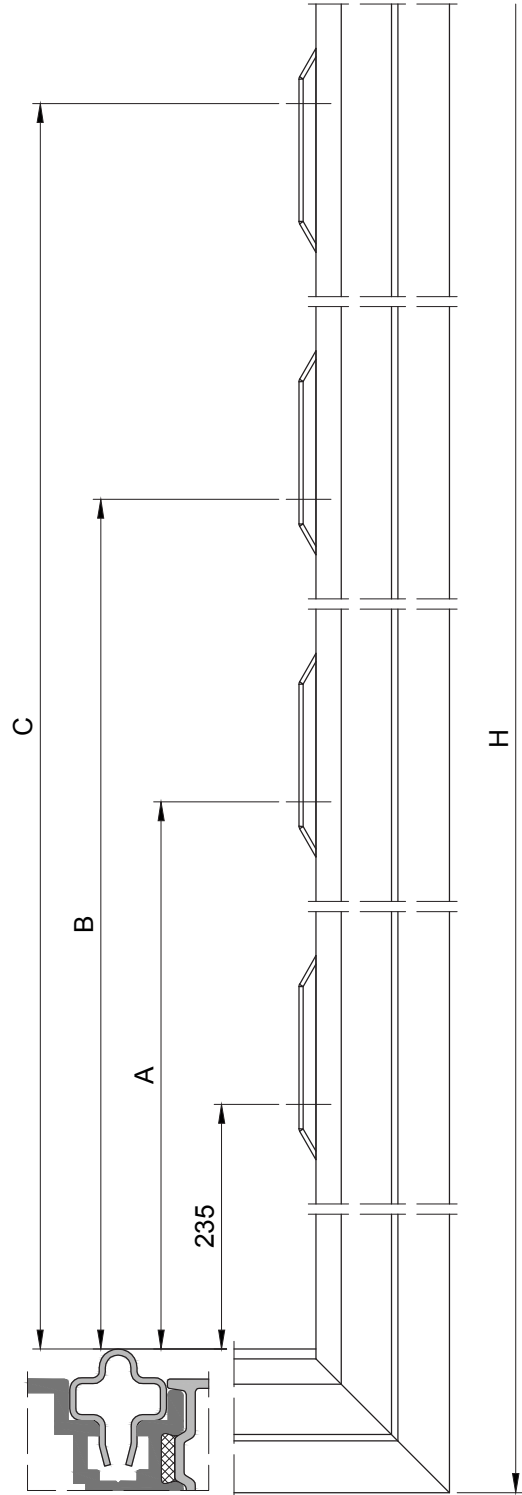
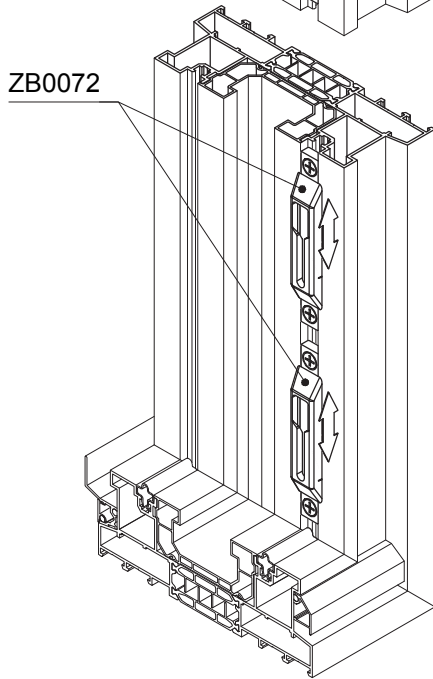
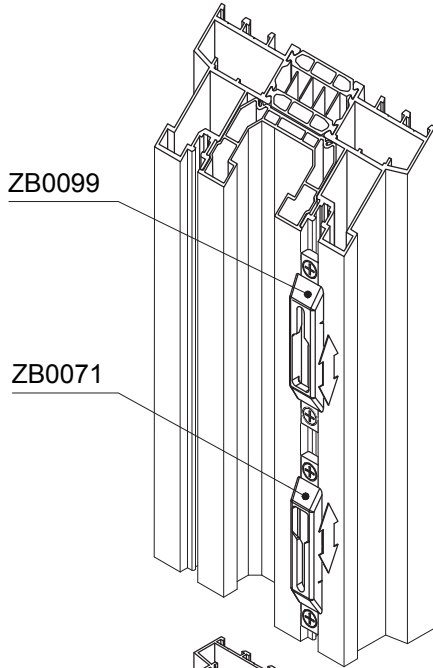
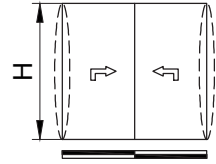
Assemblaggio ferramenta e accessori RC2

POSIZIONAMENTO ZB0071/ZB0072/ZB0099/CO2317

2 / 2



H
Max: 2640mm
Min: 1920mm

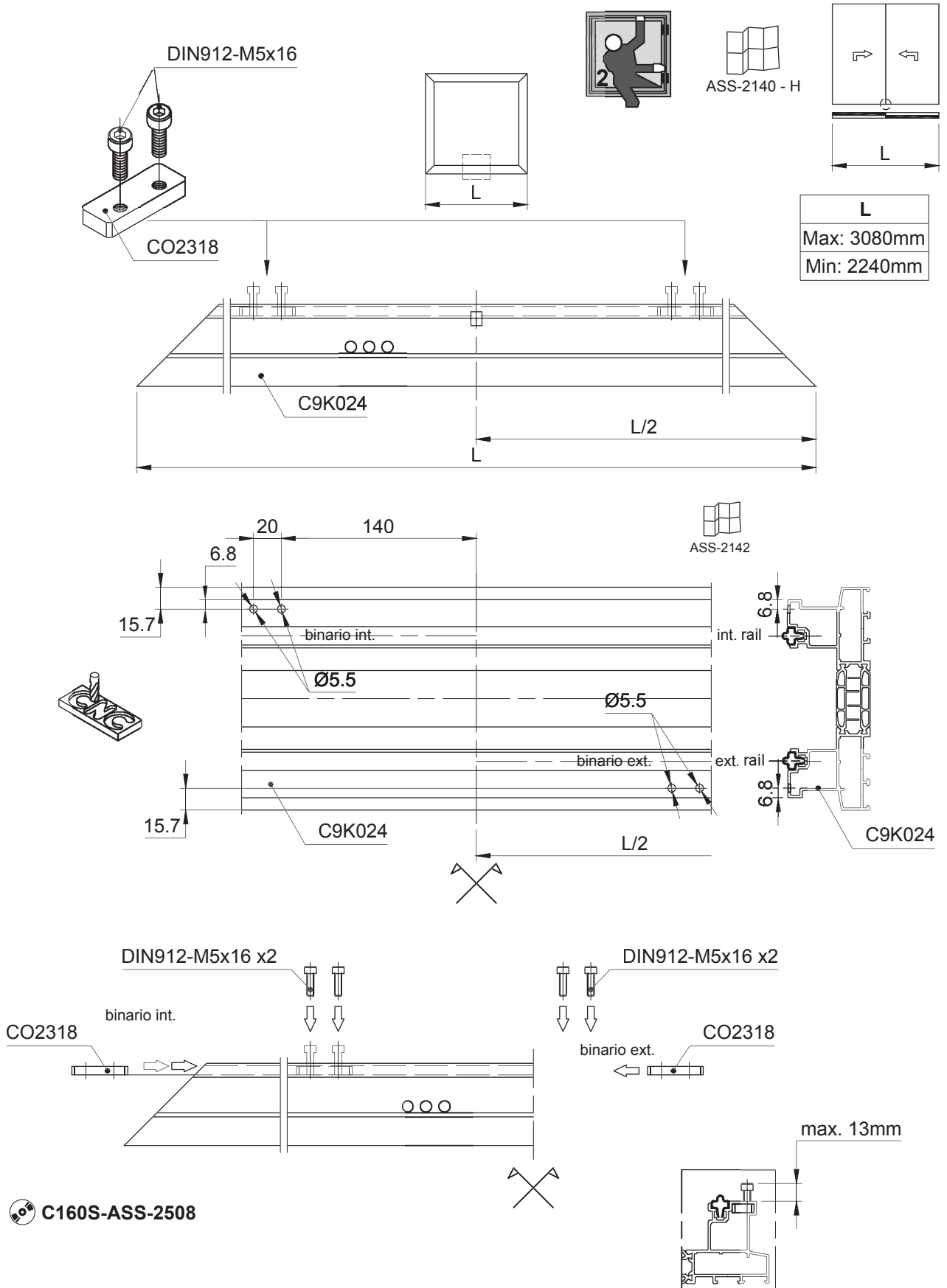


Hv	Chiusura	A	B	C
1820 - 1947	ZB0093	1585	-	-
1910 - 2247	ZB0094	1885	-	-
2248 - 2540	ZB0095	2185	-	-

C160S-ASS-2507

Assemblaggio ferramenta e accessori RC2

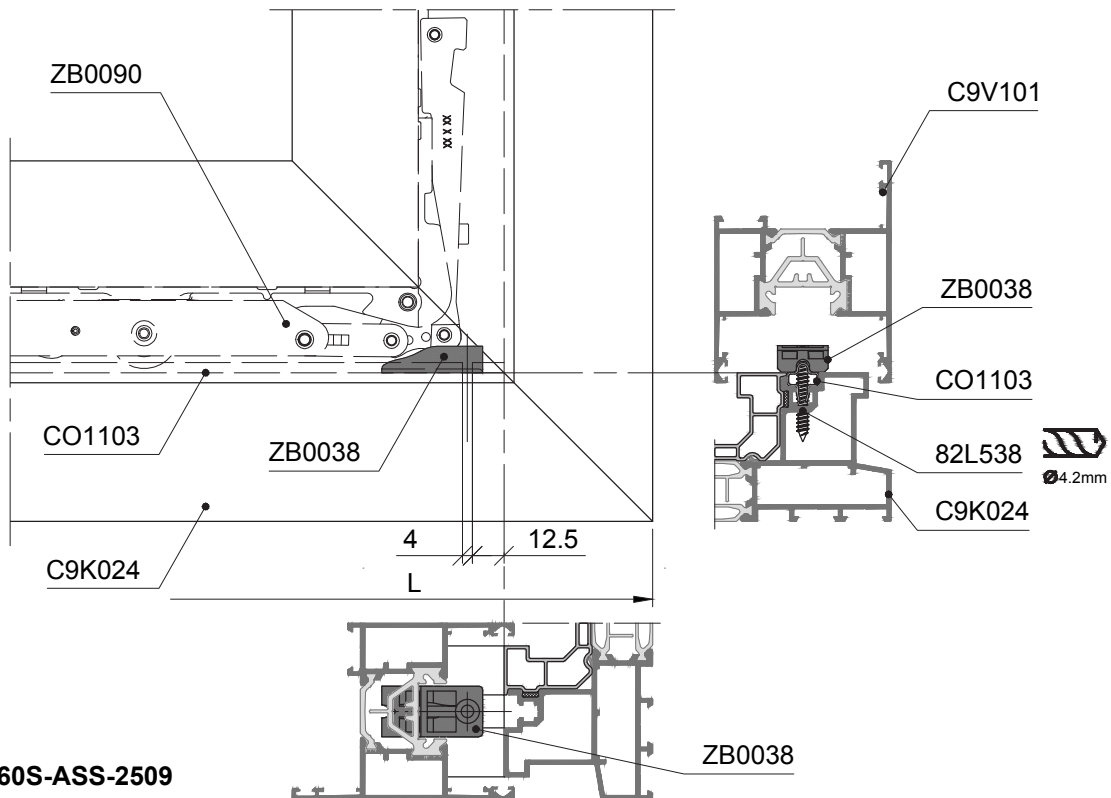
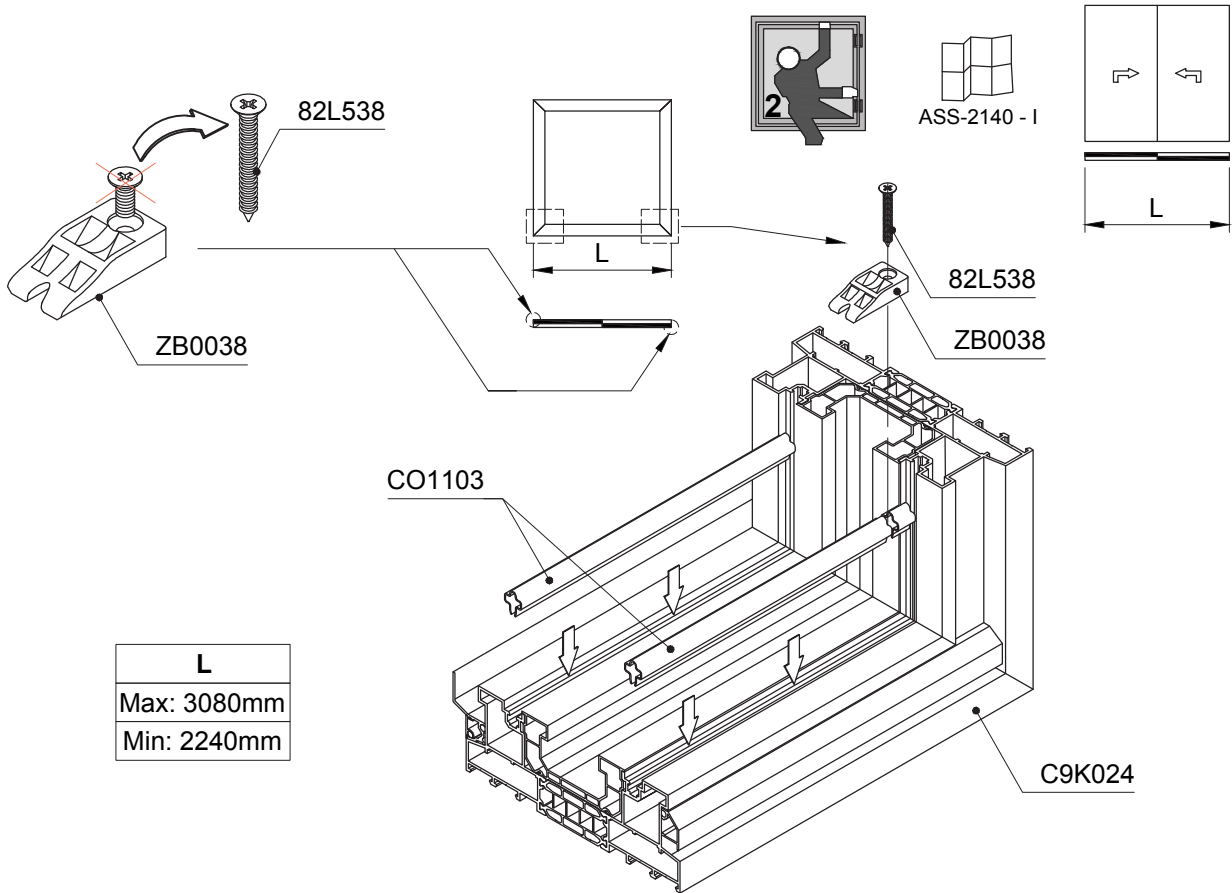
ASSEMBLAGGIO CO2318



L - Ferramenta e disegni assemblaggio

Assemblaggio ferramenta e accessori RC2

POSIZIONAMENTO ZB0038

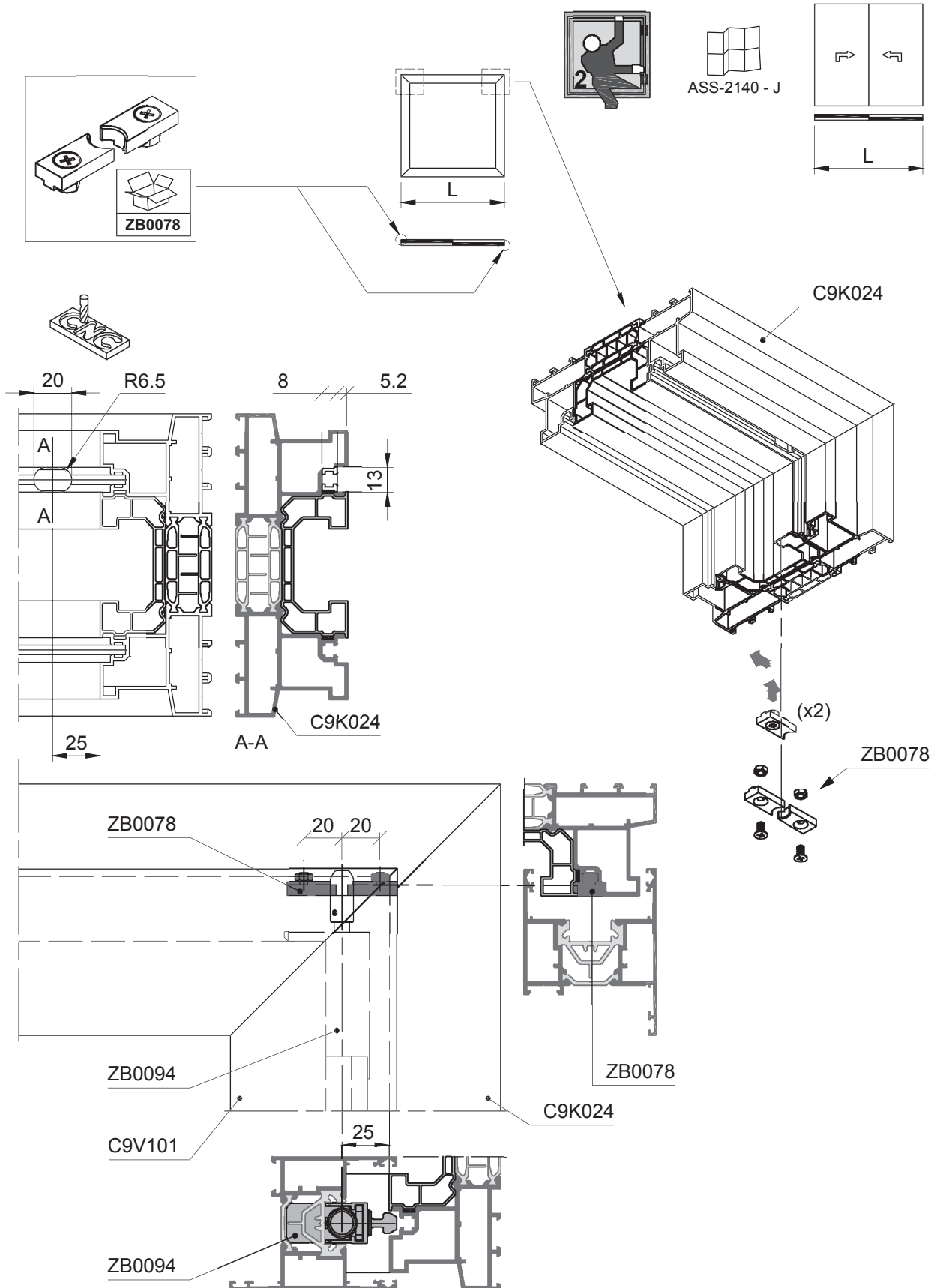


C160S-ASS-2509

L - Ferramenta e disegni assemblaggio

Assemblaggio ferramenta e accessori RC2

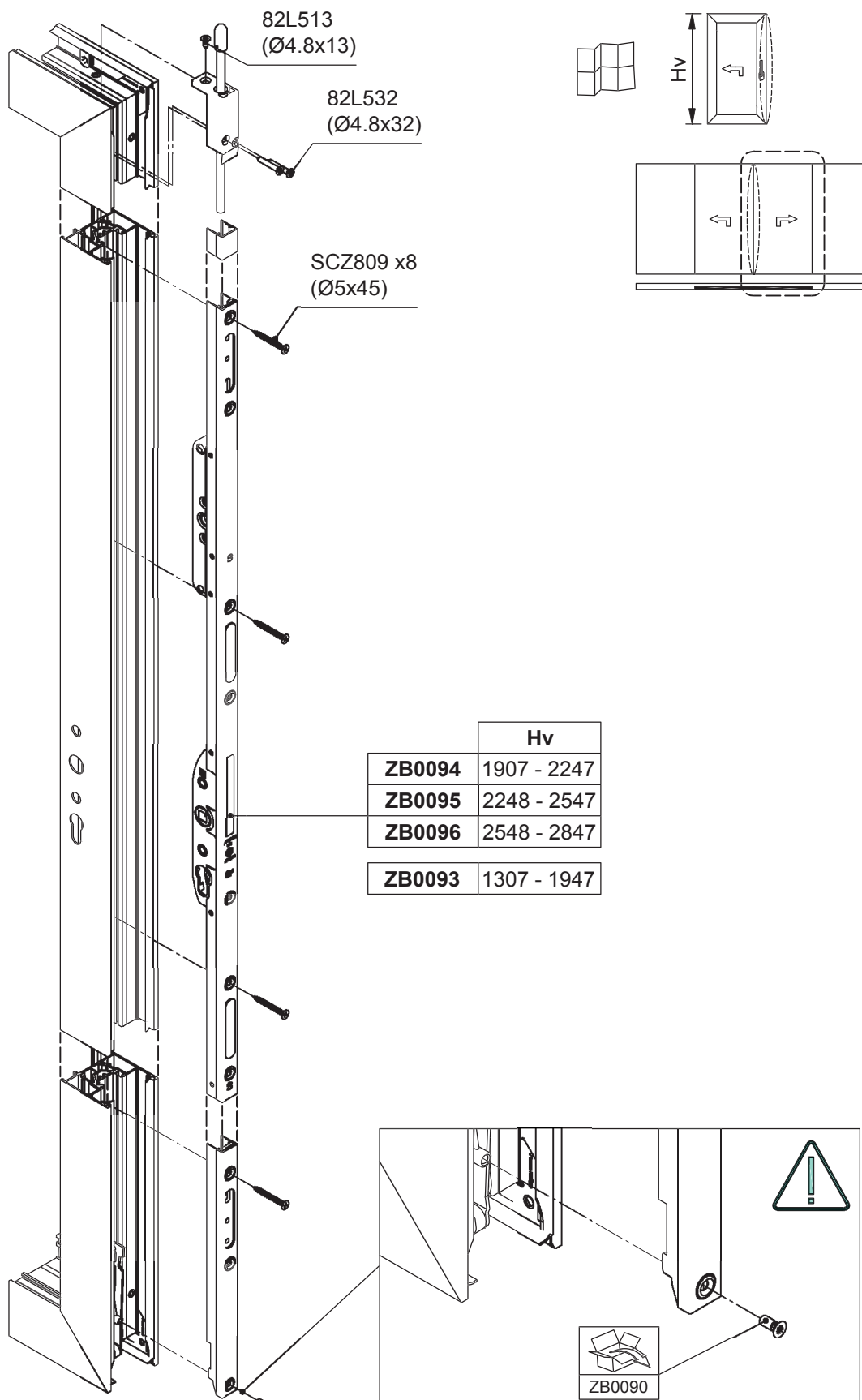
POSIZIONAMENTO ZB0078 - TELAIO IN ALTO



 C160S-ASS-2510

Assemblaggio ferramenta e accessori RC2

ASSEMBLAGGIO ZB0093/ZB0094/ZB0095/ZB0096 - XOOX - ANTA SECONDARIA



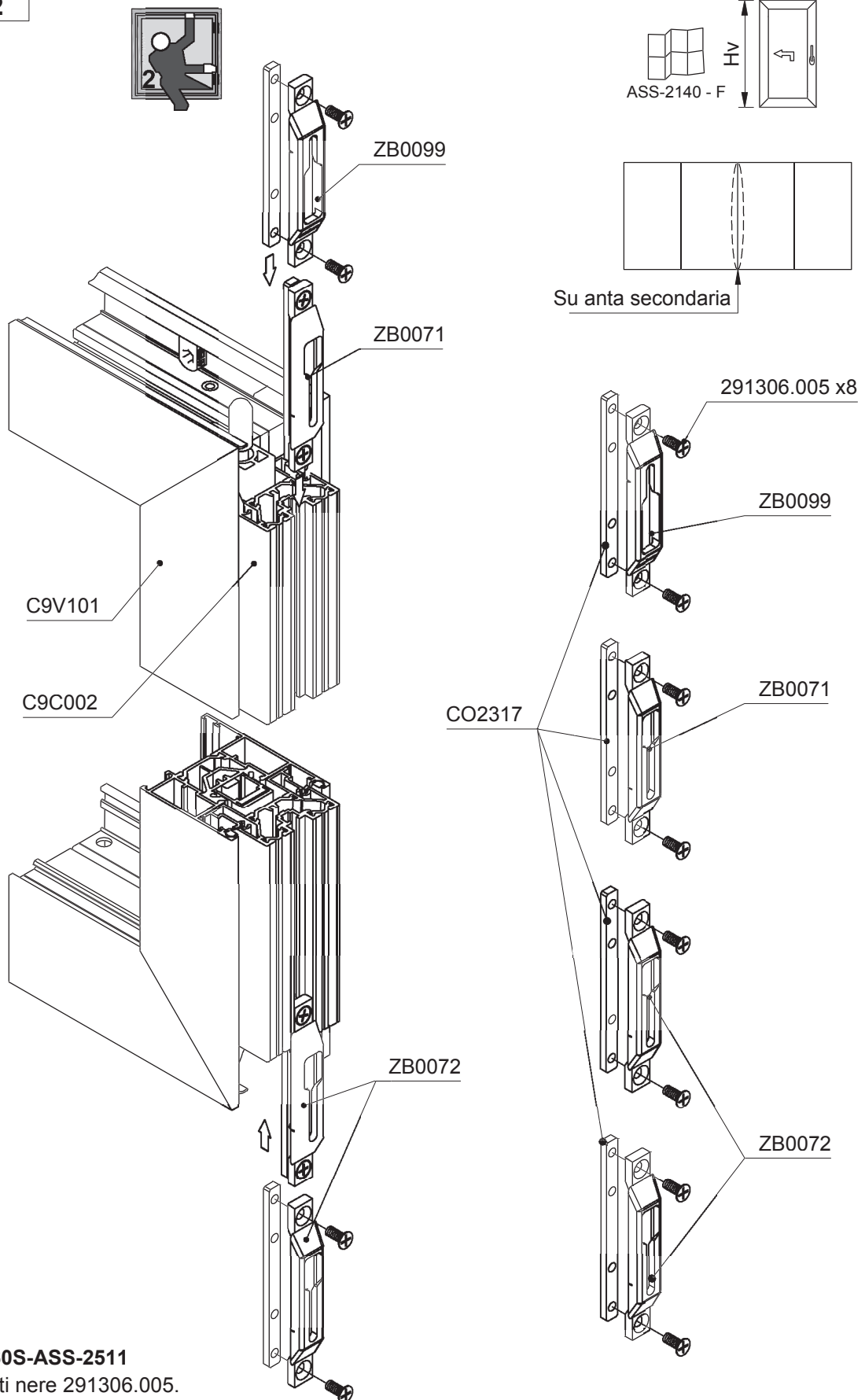
L - Ferramenta e disegni assemblaggio


C160S-ASS-2214

Assemblaggio ferramenta e accessori RC2

PIASTRA DI BLOCCAGGIO ZB0071 E ZB0099 CON PIATTO CO2317 SU ANTA SECONDARIA

1 / 2



 **C160S-ASS-2511**
Usare viti nere 291306.005.

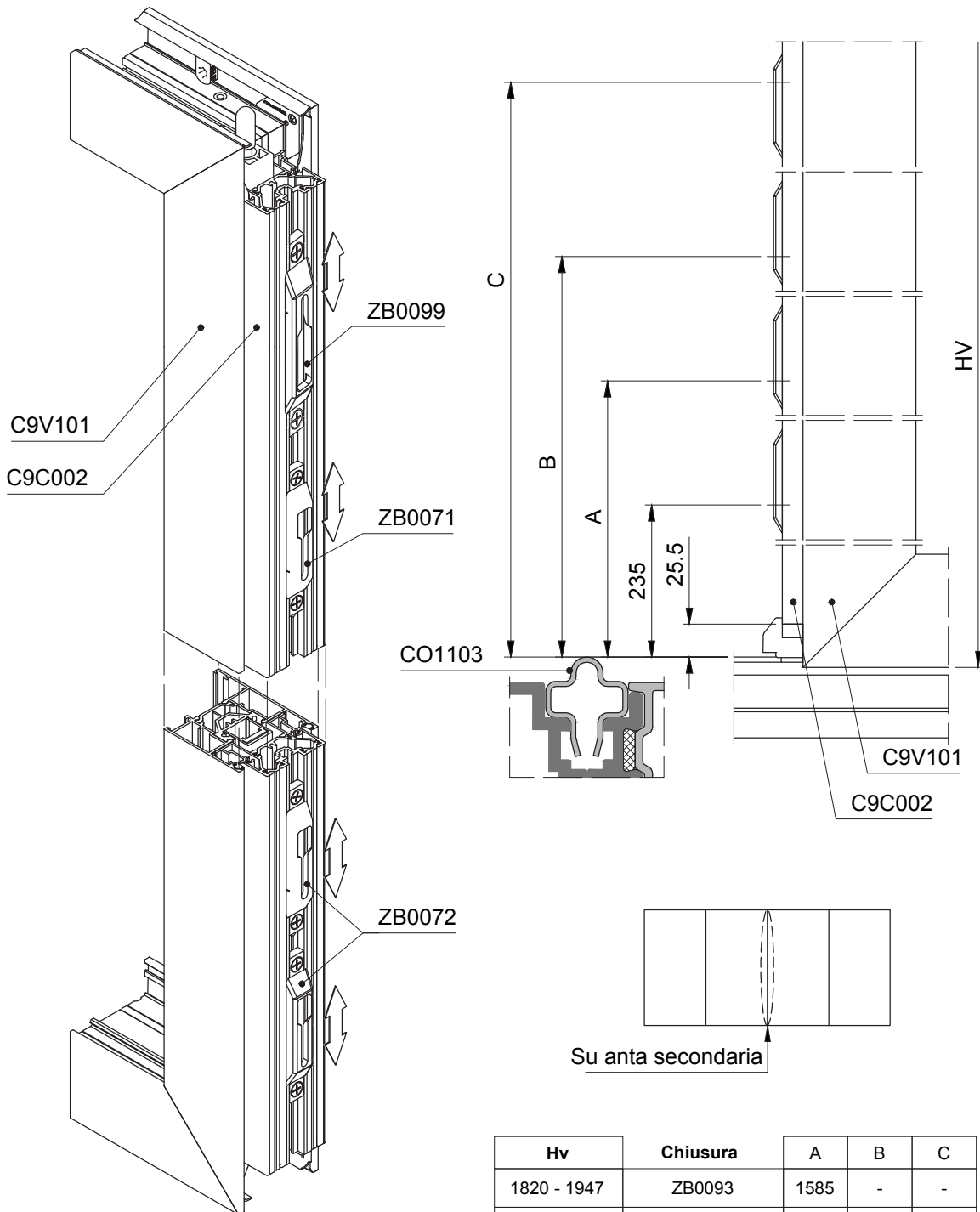
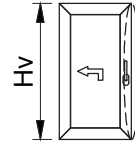
Assemblaggio ferramenta e accessori RC2

PIASTRA DI BLOCCAGGIO ZB0071 E ZB0099 CON PIATTO CO2317 SU ANTA SECONDARIA


2 / 2



Hv
Max: 2540mm
Min: 1820mm



Hv	Chiusura	A	B	C
1820 - 1947	ZB0093	1585	-	-
1910 - 2247	ZB0094	1885	-	-
2248 - 2540	ZB0095	2185	-	-

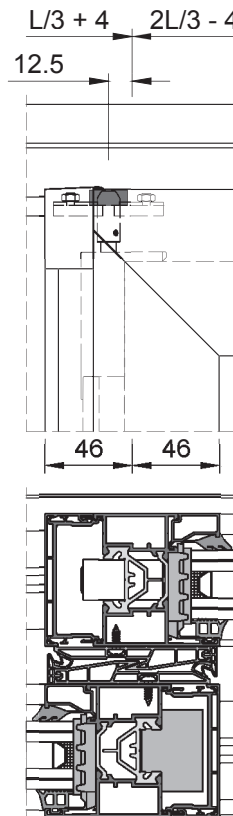
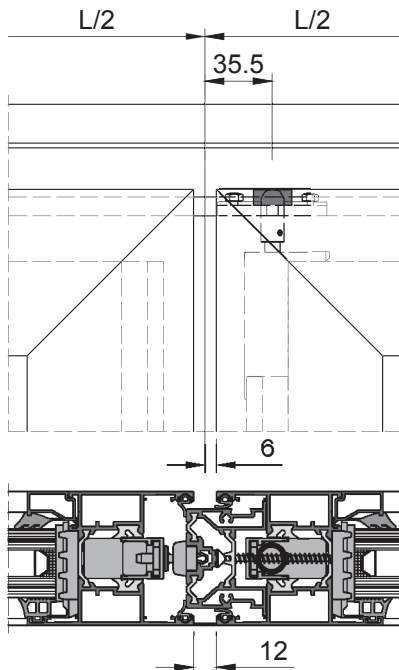
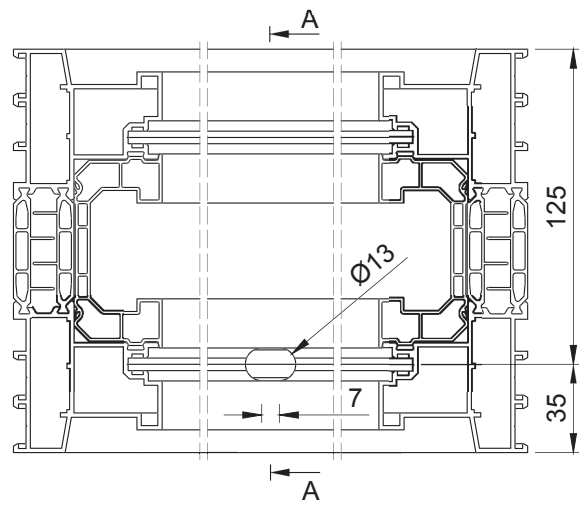
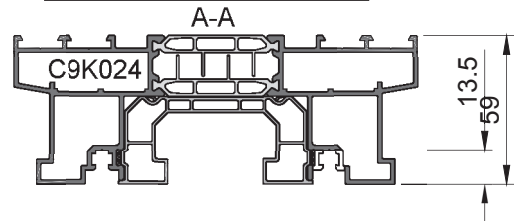
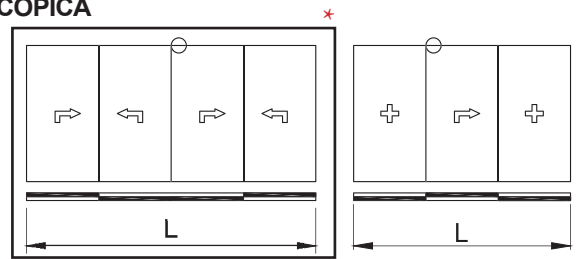
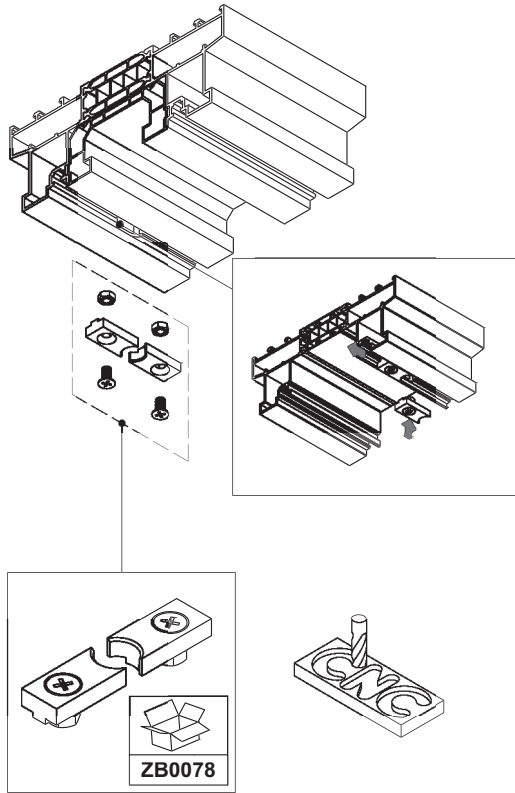
 C160S-ASS-2512

L - Ferramenta e disegni assemblaggio

Assemblaggio ferramenta e accessori RC2

ASSEMBLAGGIO ZB0078, CHIUSURA CON ASTA TELESCOPICA

1 / 6



 C160S-ASS-2213

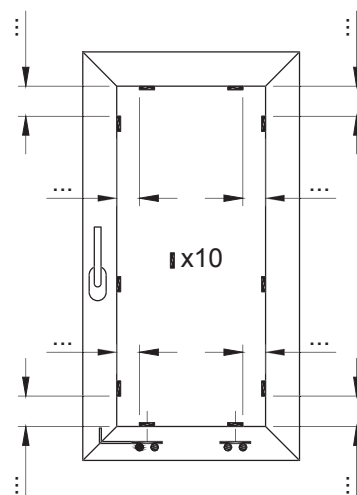
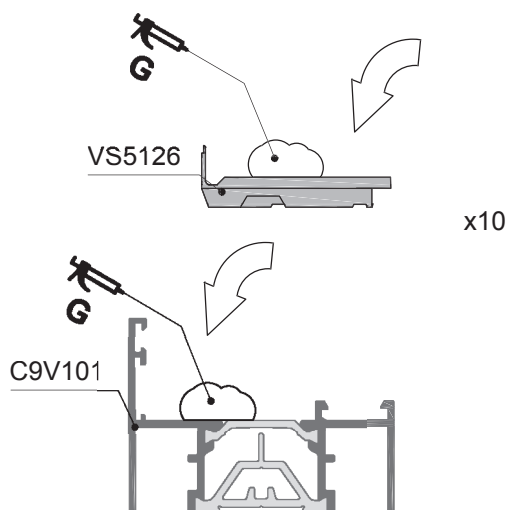
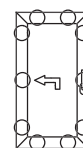
In attesa di certificazione RC2

Assemblaggio ferramenta e accessori RC2

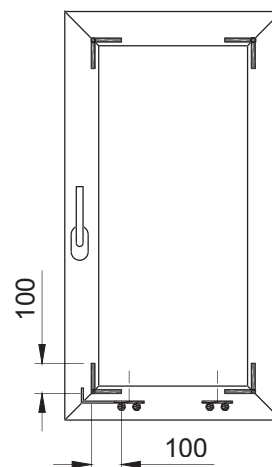
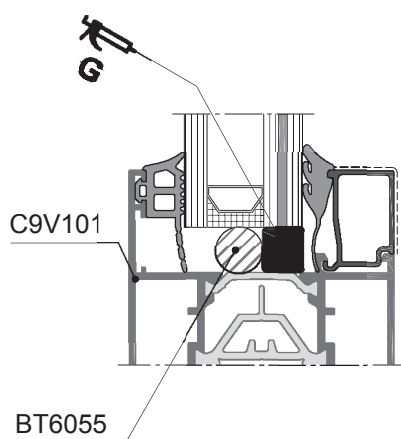
SUPPORTO PER VETRATURA INCOLLATA E LASTRA DI VETRO INTERNA



9308x



Novatio 'Seal & bond MS60'



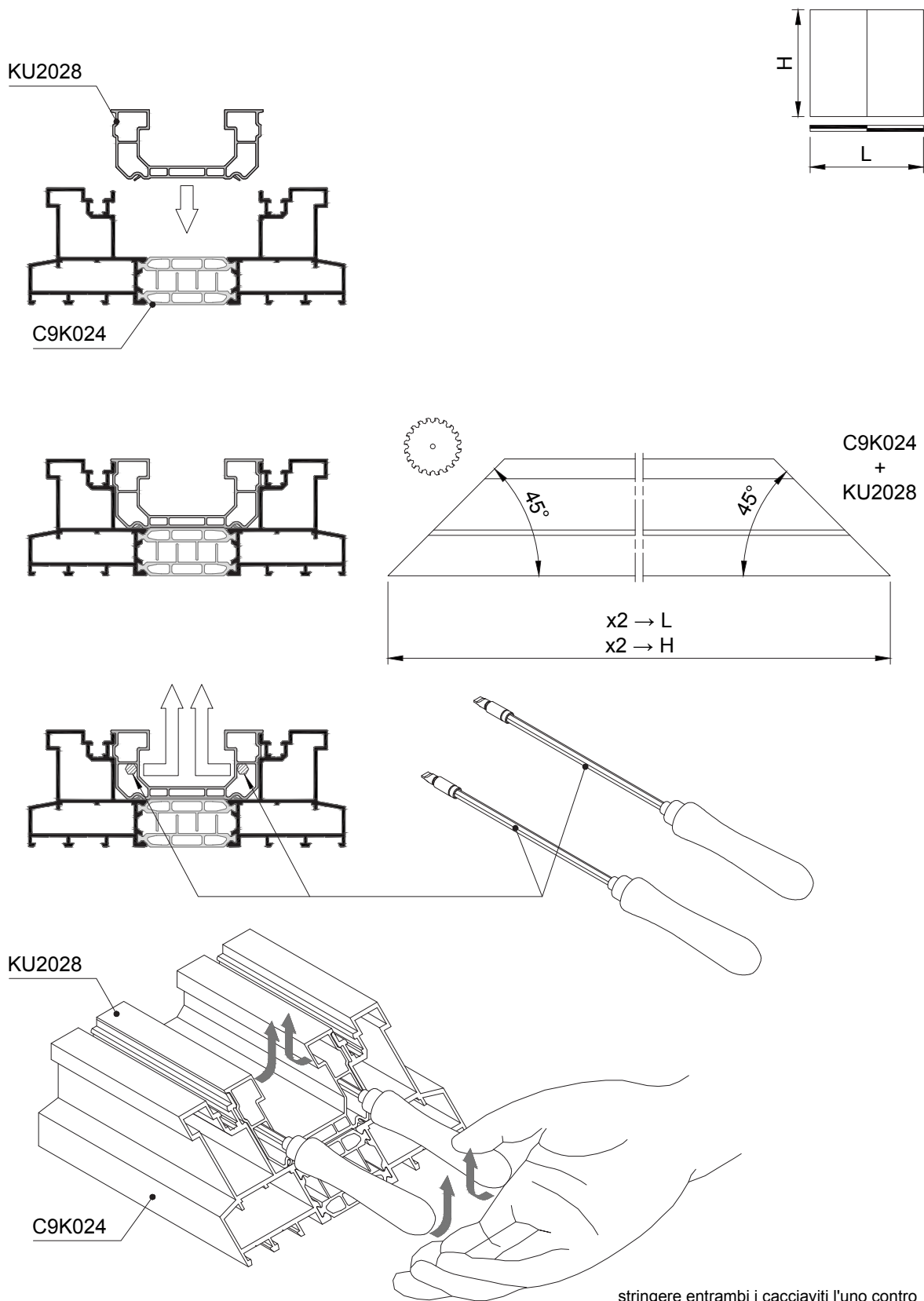
 C160S-ASS-2192

2 Binari (C9K024) - Tagli 45° - Incontro ridotto

Operazioni C9K024 e profilato di isolamento KU2028	L414
Operazioni C9K024 per squadrette	L415
3D panoramica di drenaggio - Telaio + Profilato di isolamento	L416
2D panoramica di drenaggio - Telaio C9K024 e profilato di isolamento KU2028	L417
Operazioni per drenaggio su telaio C9K024 - J (opzione 1/2)	L418
Operazioni per drenaggio nascosto su telaio C9K024 e RU9709 - J (opzione 2/2)	L419
Operazioni per drenaggio su telaio C9K024 - H	L420
Operazioni per drenaggio su telaio C9K024 - B	L421
Operazioni per drenaggio su telaio C9K024 - A - G	L422
Operazioni per drenaggio su telaio C9K024 - M	L423
Operazioni per drenaggio su profilato di isolamento KU2028 - K1	L424
Operazioni per drenaggio su profilato di isolamento KU2028 - K2	L425
Assemblaggio valvola VS0107 e KU2028 su telaio C9K024	L426
Assemblaggio tappi di tenuta CO1225/CO1226 su C9K024 - Inferiore	L427
Assemblaggio tappi di tenuta CO1224 su telaio C9K024 - Superiore - Alzante scorrevole e scorrevole	L428
Assemblaggio tappi di tenuta VS9414/VS9415 su telaio C9K024	L429
Assemblaggio del telaio C9K024 con squadrette	L430

2 Binari (C9K024) - Tagli 45° - Incontro ridotto

OPERAZIONI C9K024 E PROFILATO DI ISOLAMENTO KU2028

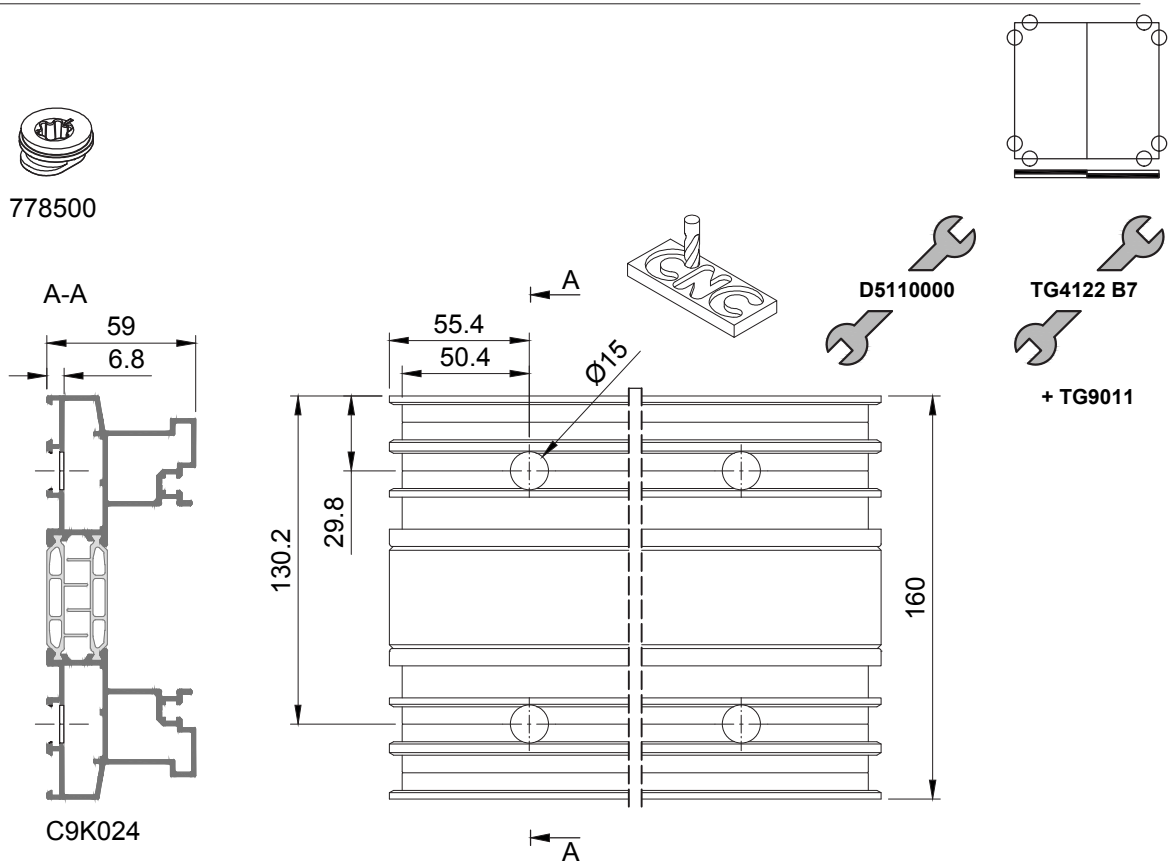
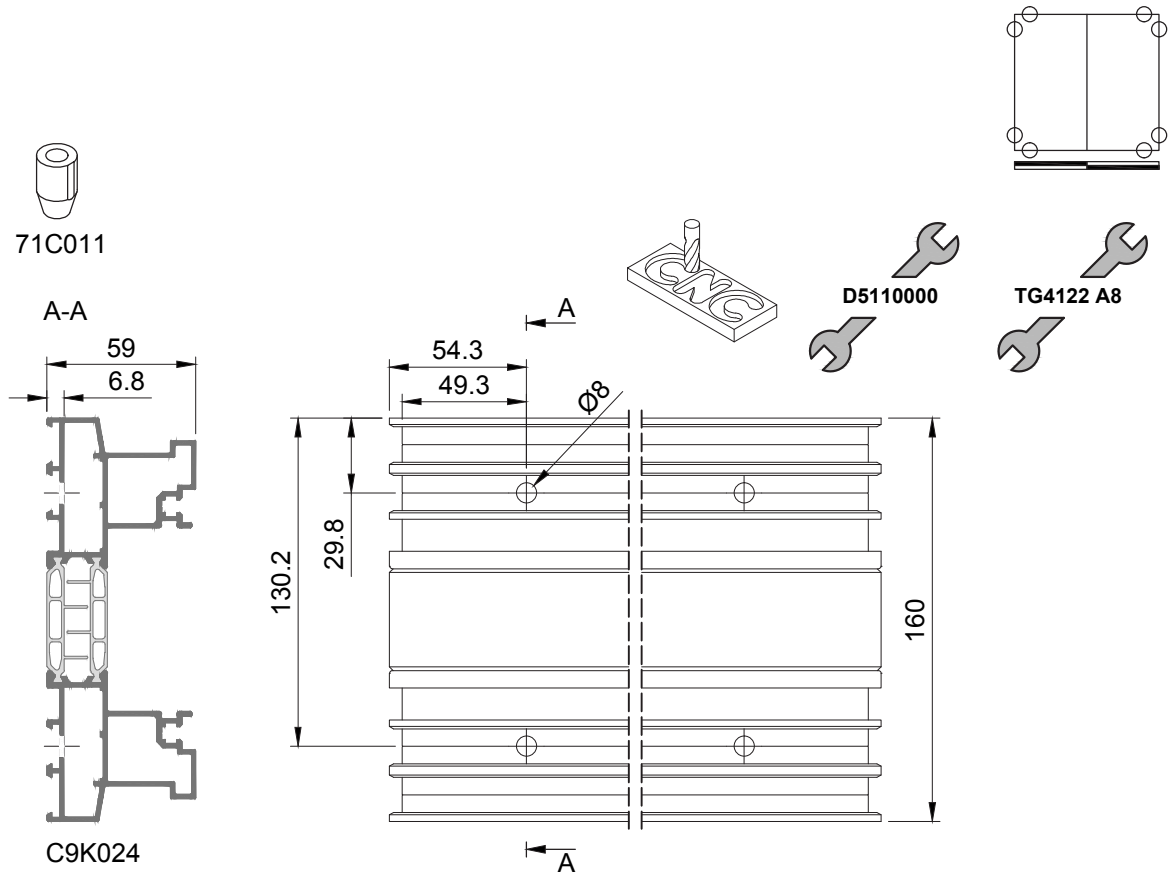


stringere entrambi i cacciaviti l'uno contro l'altro e sollevare KU2028 fuori dal C9K024

Domal C160 Smartline

2 Binari (C9K024) - Tagli 45° - Incontro ridotto

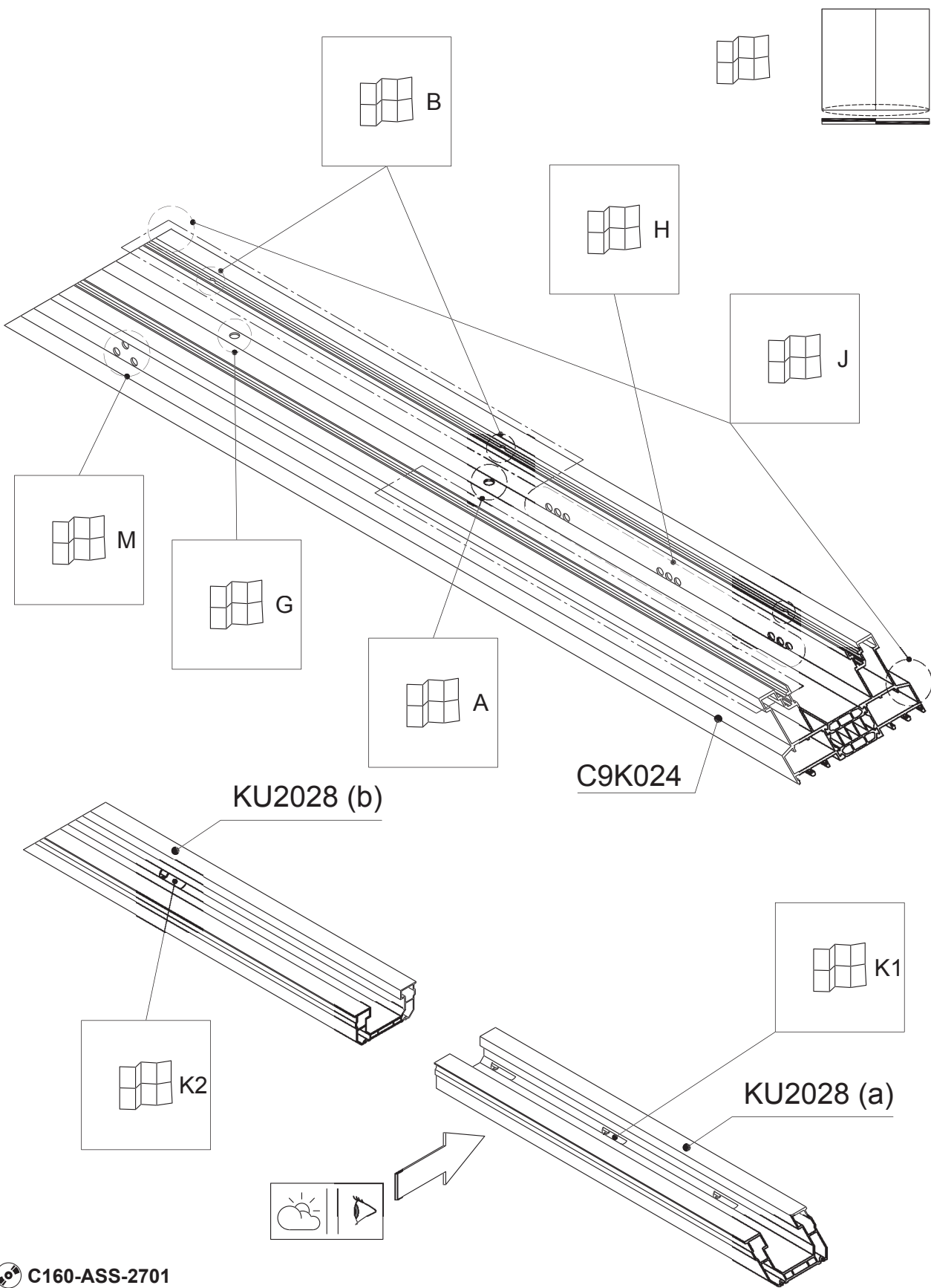
OPERAZIONI C9K024 PER SQUADRETTE



C160-ASS-1301

2 Binari (C9K024) - Tagli 45° - Incontro ridotto

3D PANORAMICA DRENAGGIO - TELAIO + PROFILATO DI ISOLAMENTO



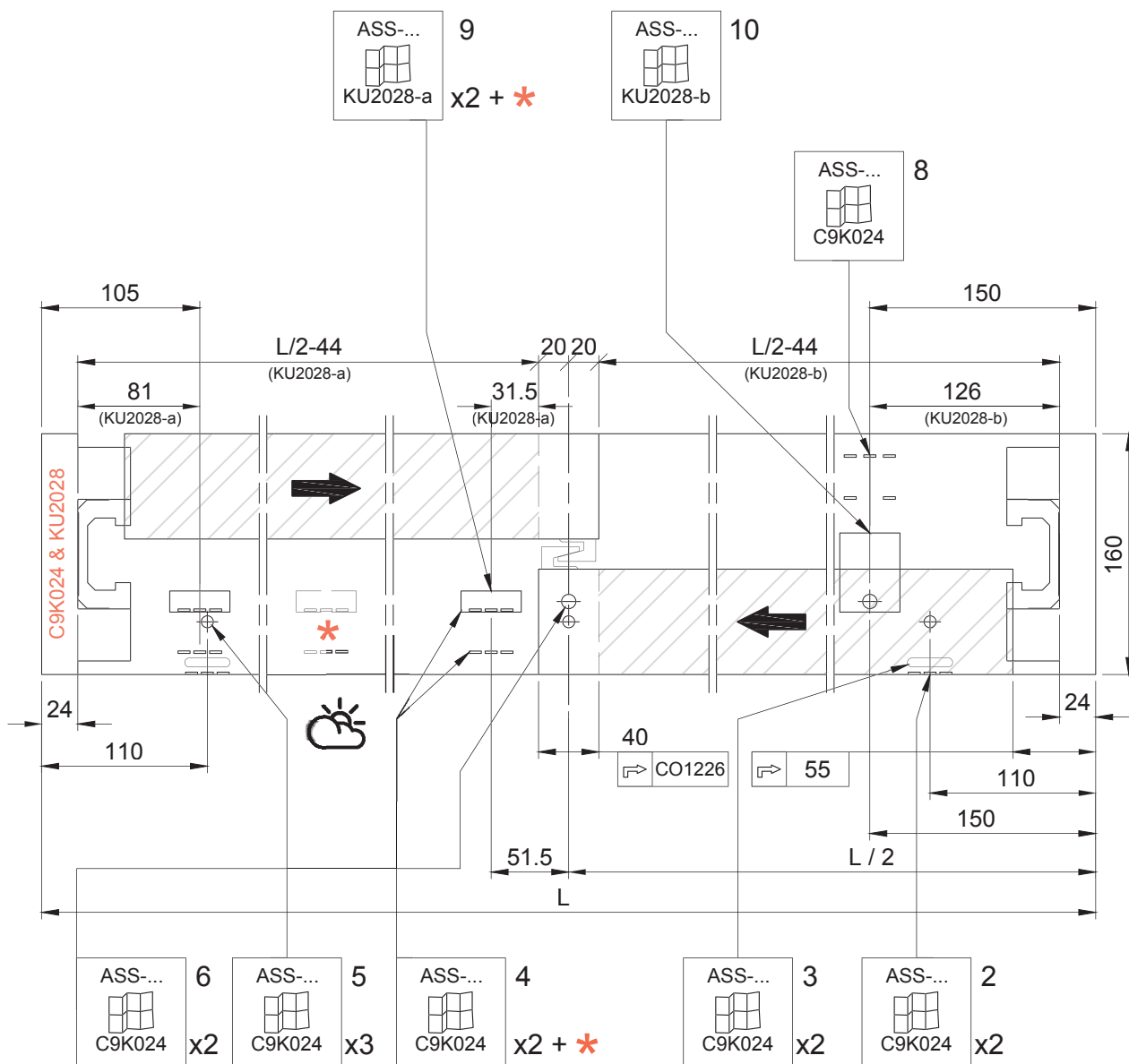
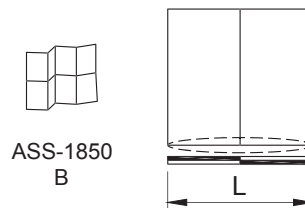
L - Ferramenta e disegni assemblaggio

 C160-ASS-2701

2 Binari (C9K024) - Tagli 45° - Incontro ridotto

2D PANORAMICA DRENAGGIO - TELAIO C9K024 E PROFILATO DI ISOLAMENTO KU2028

1 / 10



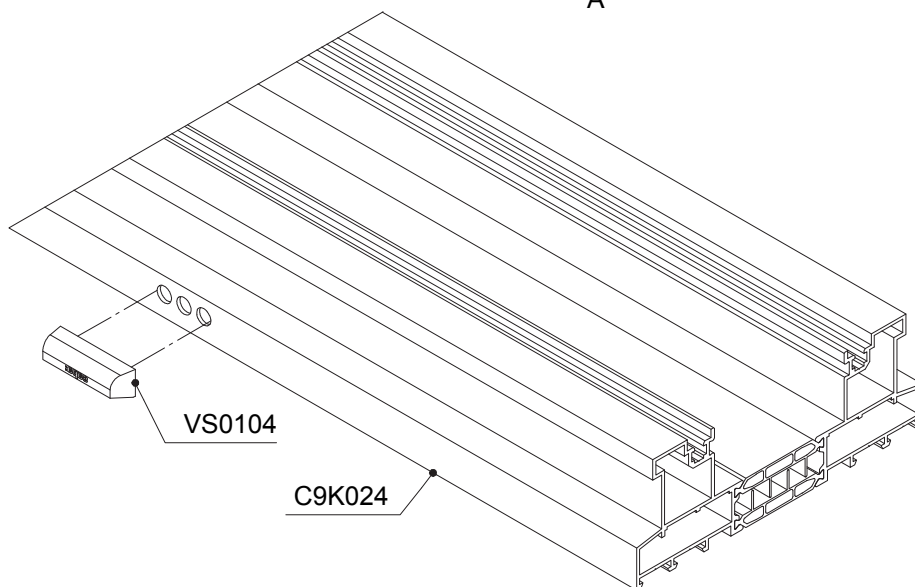
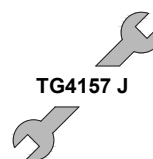
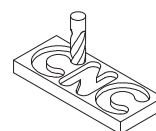
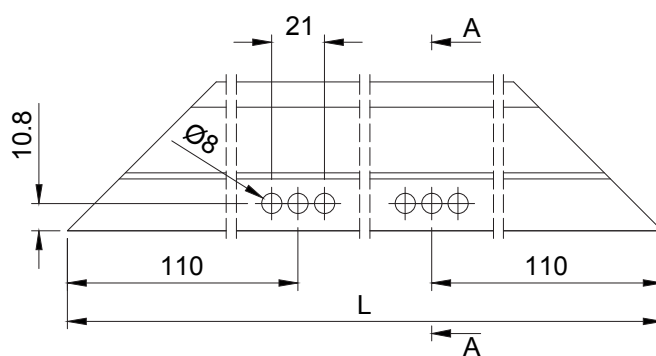
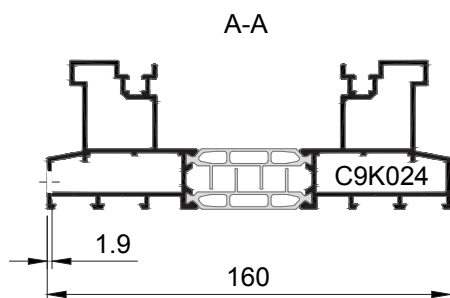
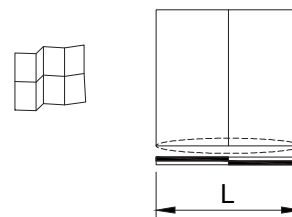
 C160S-ASS-2702


* Numero dei fori di drenaggio, vedere pagina J.0.6.

2 Binari (C9K024) - Tagli 45° - Incontro ridotto

OPERAZIONI PER DRENAGGIO SU TELAIO C9K024 - J (OPZIONE 1/2)

2 / 10

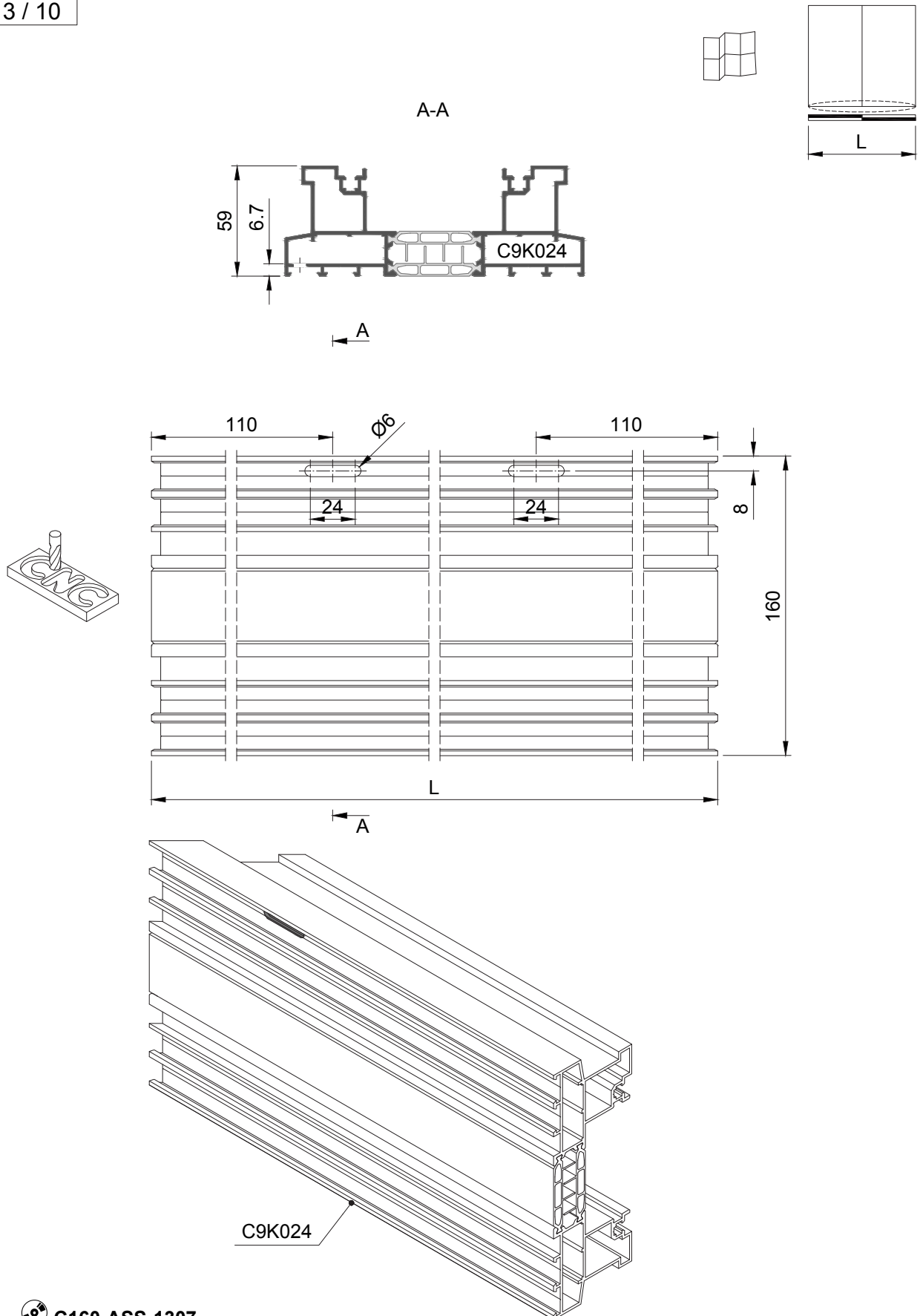


 C160-ASS-1306

2 Binari (C9K024) - Tagli 45° - Incontro ridotto

OPERAZIONI PER DRENAGGIO NASCOSTO SU TELAIO C9K024 E RU9709 - J (OPZIONE 2/2)

3 / 10



L - Ferramenta e disegni assemblaggio

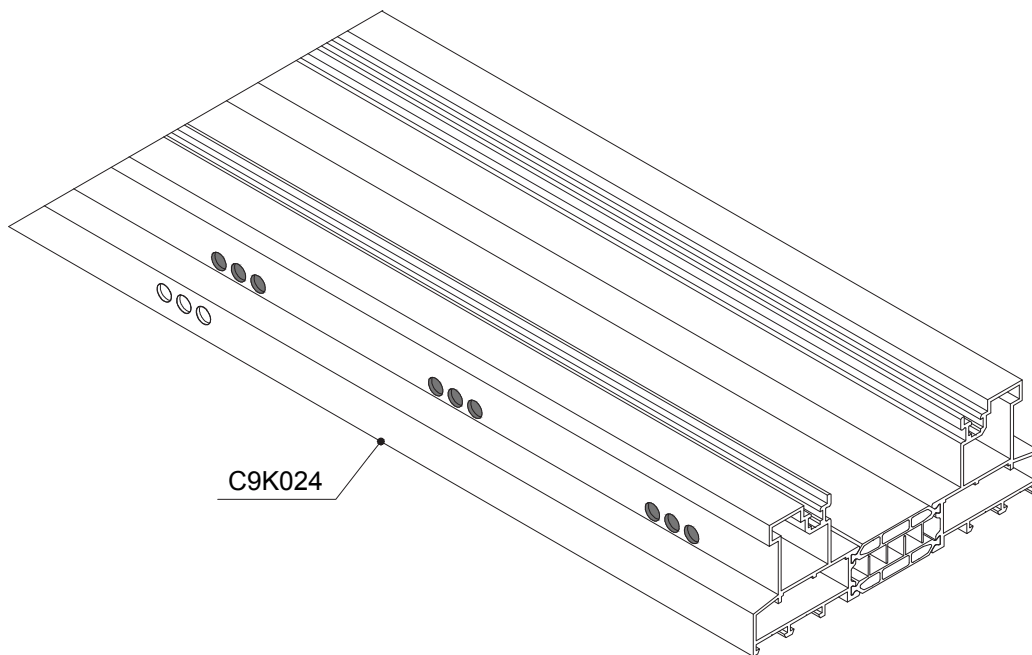
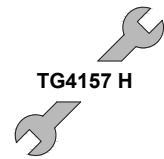

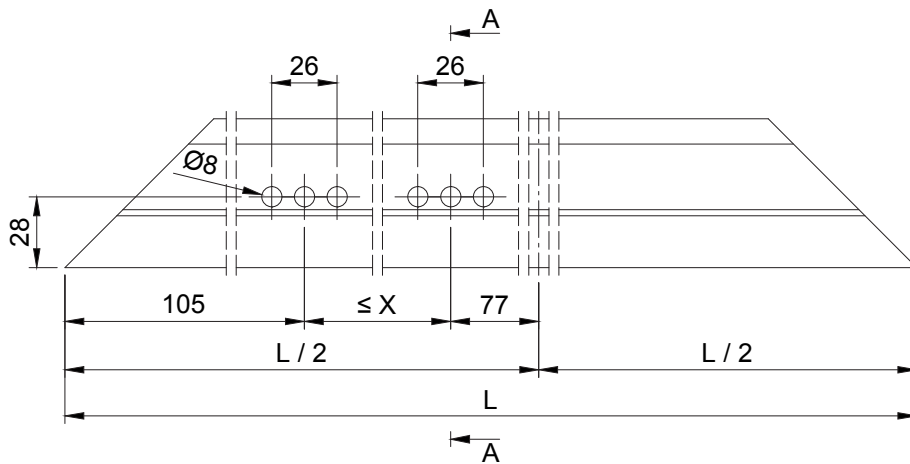
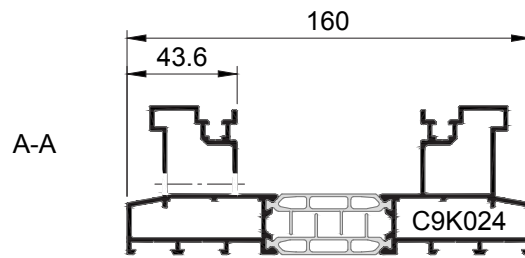
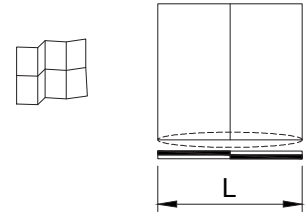
 **C160-ASS-1307**

Numero dei fori di drenaggio, vedere pagina L13

2 Binari (C9K024) - Tagli 45° - Incontro ridotto

OPERAZIONI PER DRENAGGIO SU TELAIO C9K024 - H

4 / 10



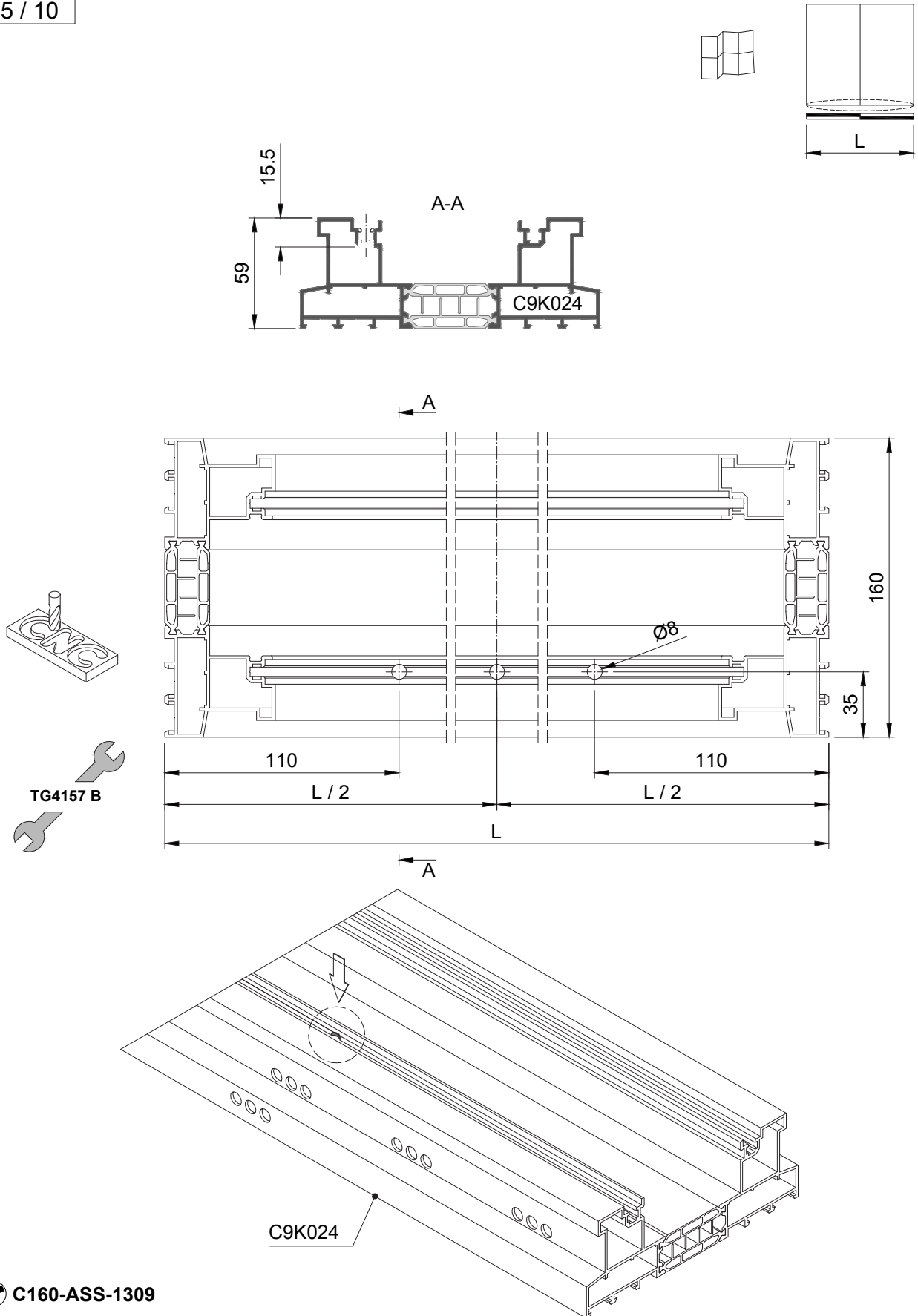
 **C160-ASS-1308**

Numero dei fori di drenaggio, vedere pagina L13

2 Binari (C9K024) - Tagli 45° - Incontro ridotto

OPERAZIONI PER DRENAGGIO SU TELAIO C9K024 - B

5 / 10



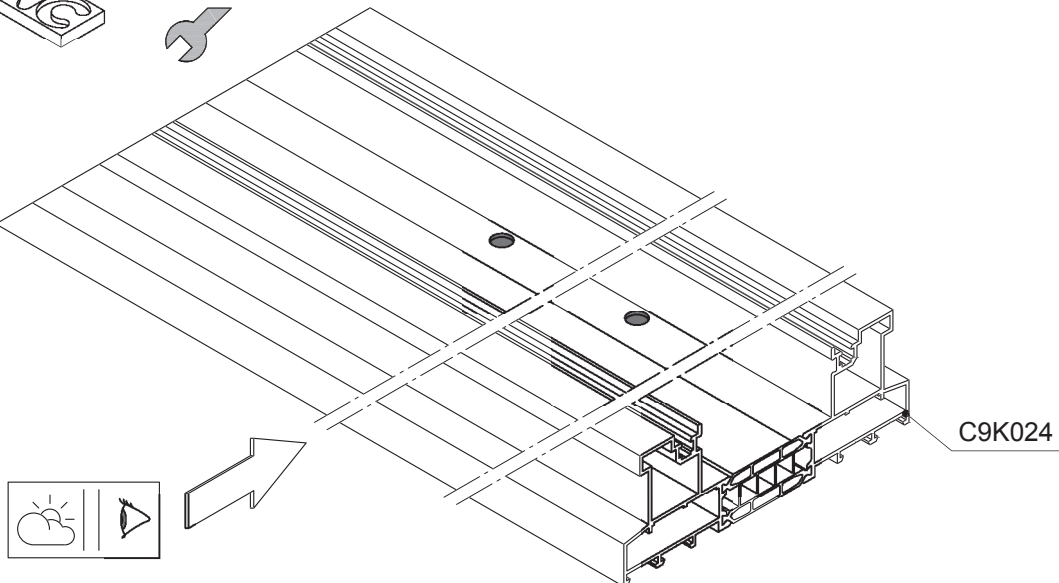
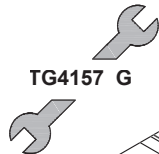
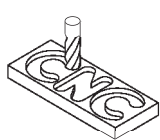
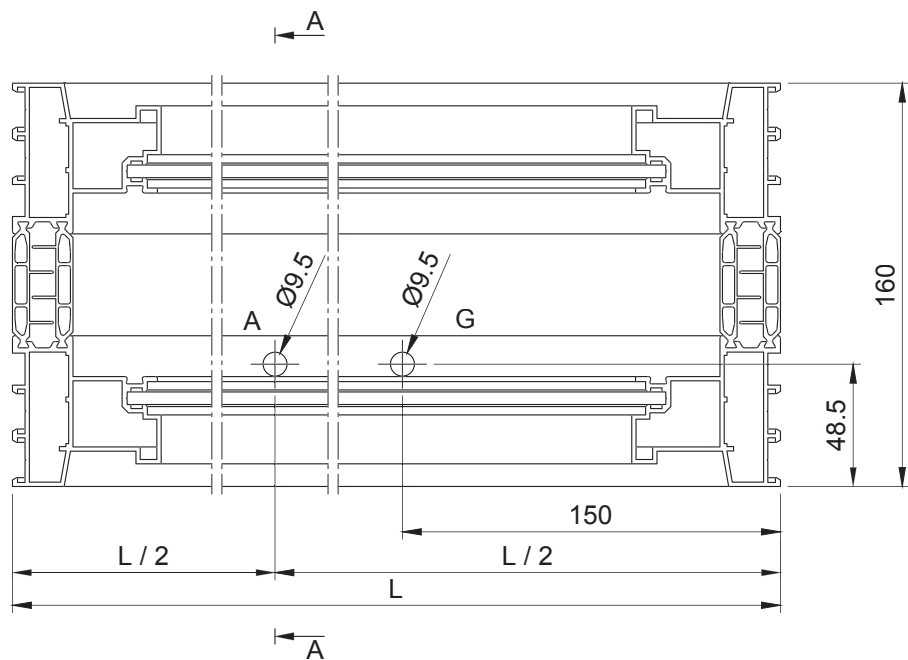
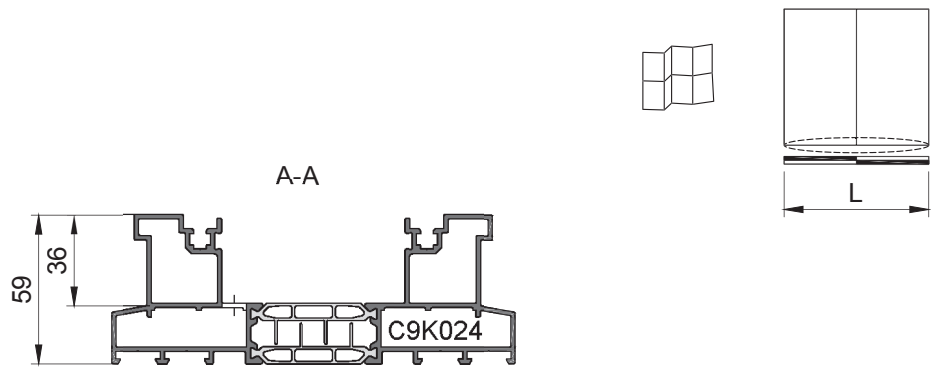
L - Ferramenta e disegni assemblaggio

 C160-ASS-1309

2 Binari (C9K024) - Tagli 45° - Incontro ridotto

OPERAZIONI PER DRENAGGIO SU TELAIO C9K024 - A - G

6 / 10



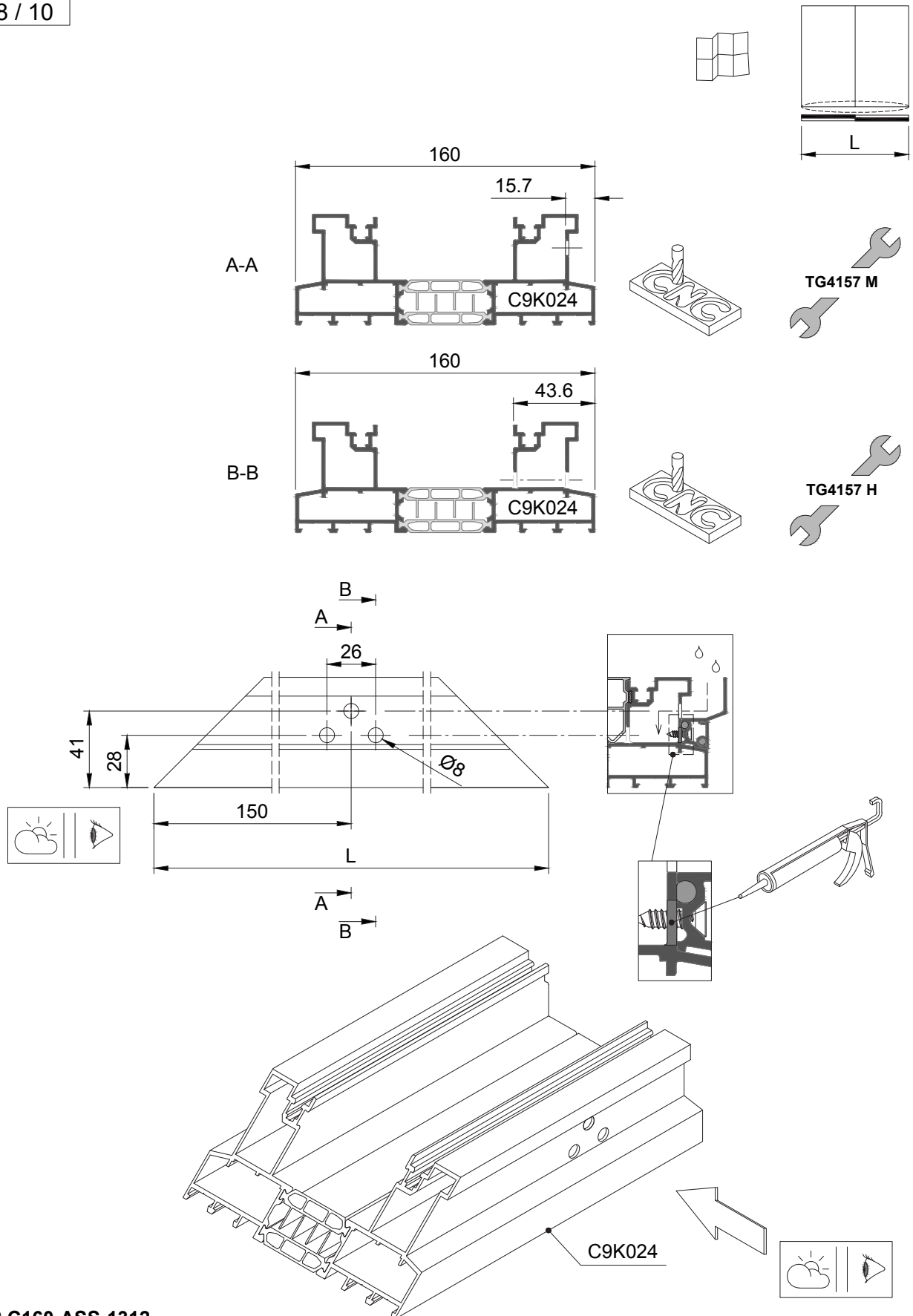
 C160S-ASS-2703

L - Ferramenta e disegni assemblaggio

2 Binari (C9K024) - Tagli 45° - Incontro ridotto

OPERAZIONI PER DRENAGGIO SU TELAIO C9K024 - M

8 / 10



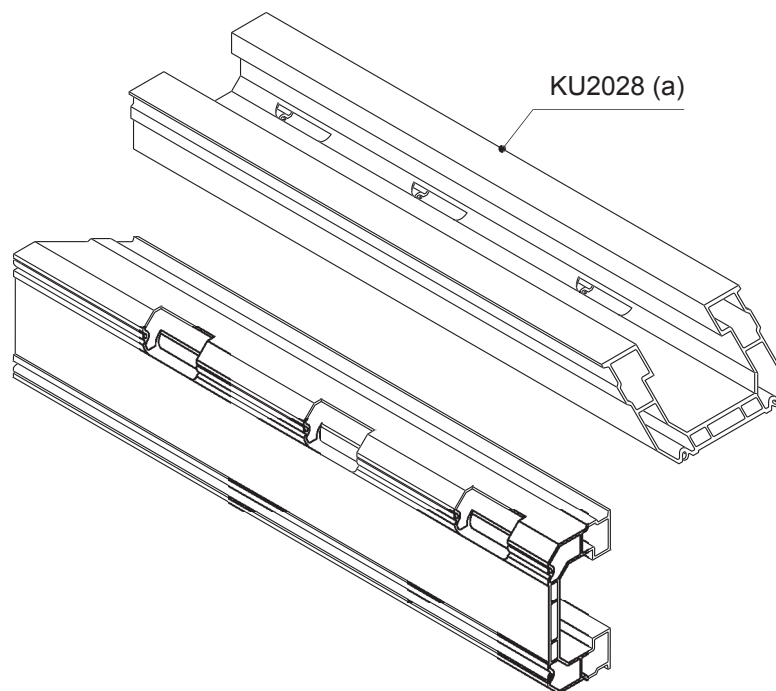

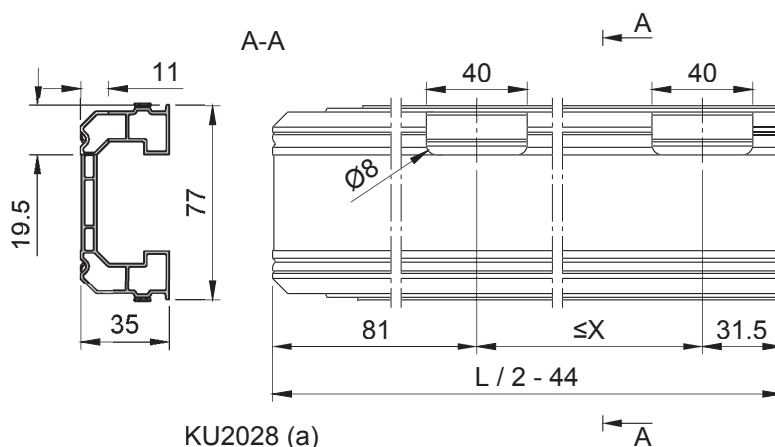
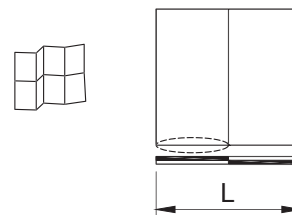
L - Ferramenta e disegni assemblaggio

 C160-ASS-1312

2 Binari (C9K024) - Tagli 45° - Incontro ridotto

OPERAZIONI PER DRENAGGIO SU PROFILATO DI ISOLAMENTO KU2028 - K1

9 / 10



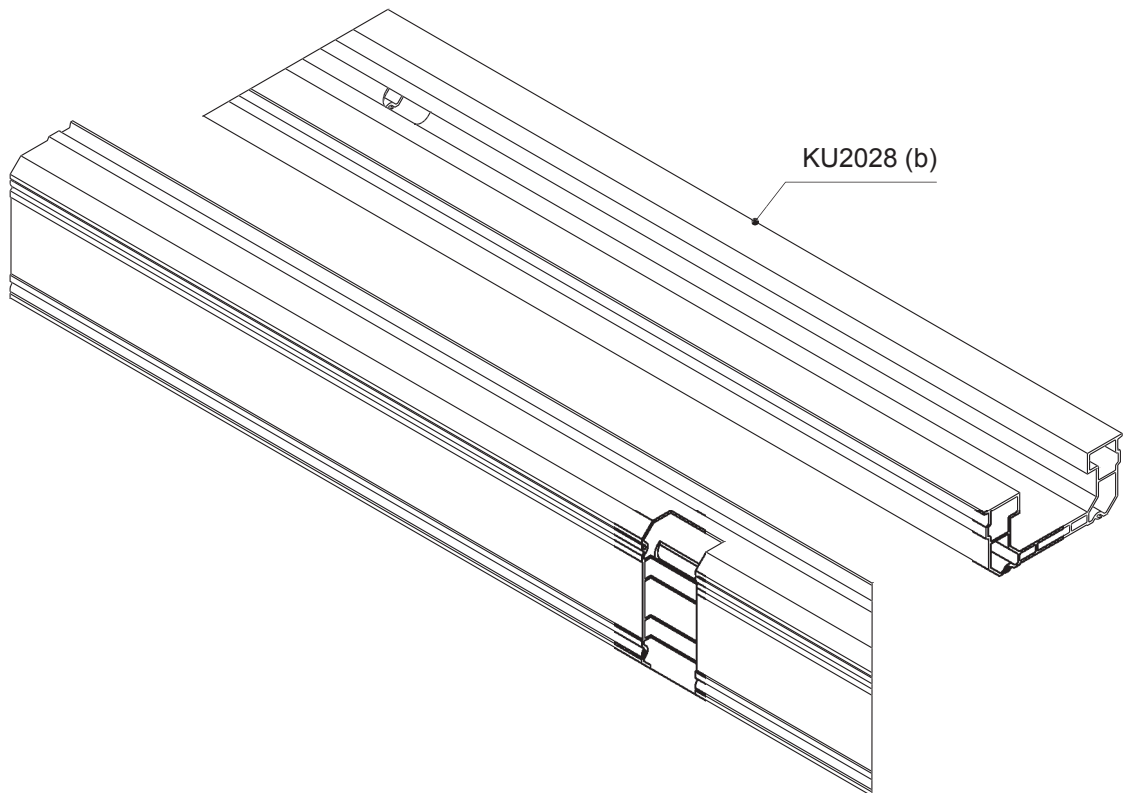
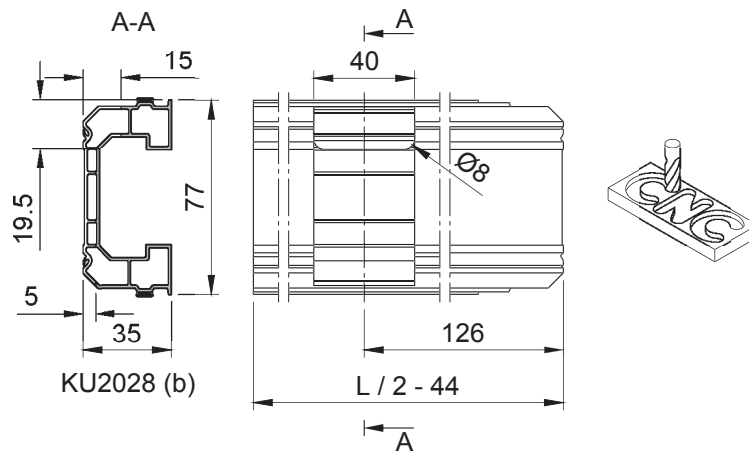
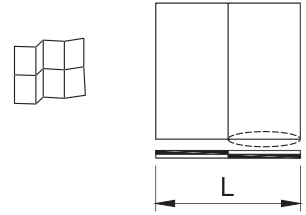
 **C160-ASS-2704**

Numero dei fori di drenaggio, vedere pagina L13

2 Binari (C9K024) - Tagli 45° - Incontro ridotto

OPERAZIONI PER DRENAGGIO SU PROFILATO DI ISOLAMENTO KU2028 - K2

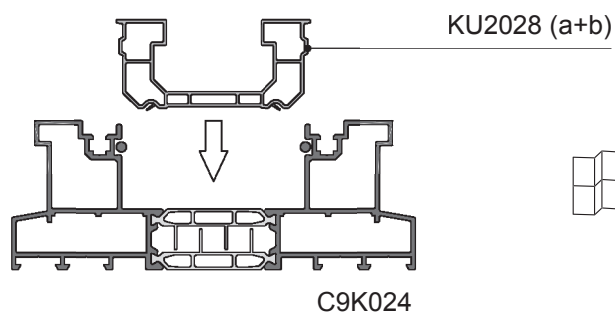
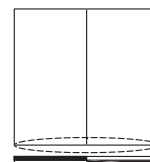
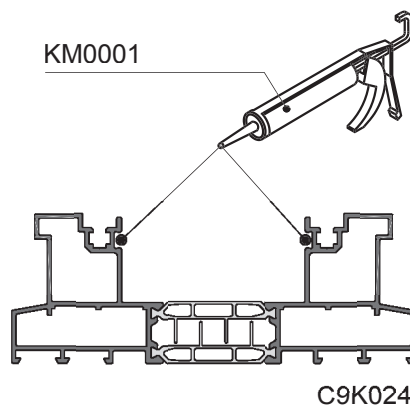
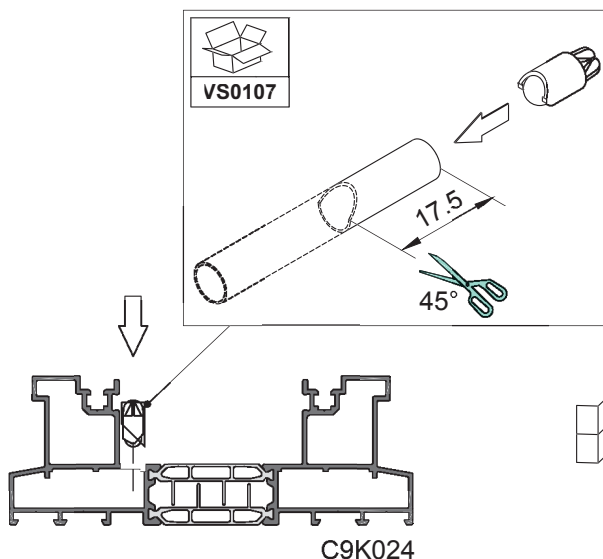
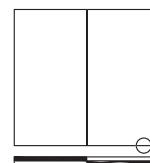
10 / 10



 C160-ASS-2705

2 Binari (C9K024) - Tagli 45° - Incontro ridotto

ASSEMBLAGGIO VALVOLA VS0107 E KU2028 SU TELAIO C9K024

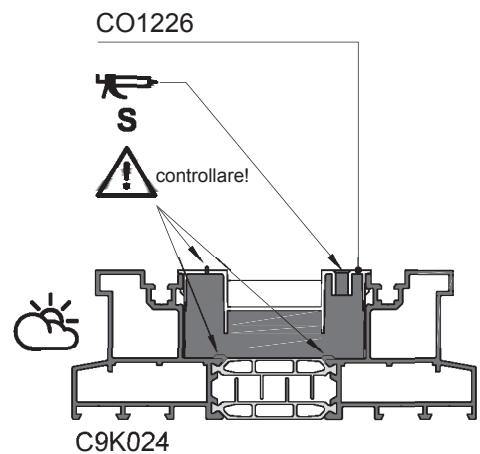
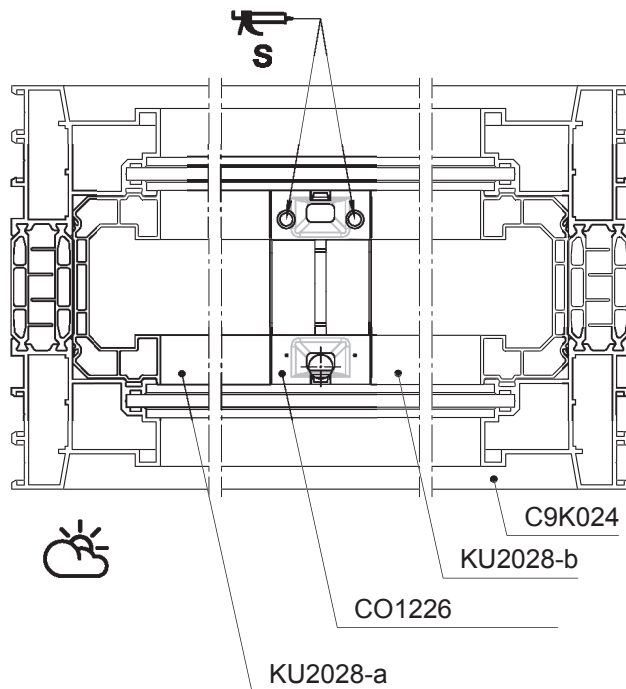
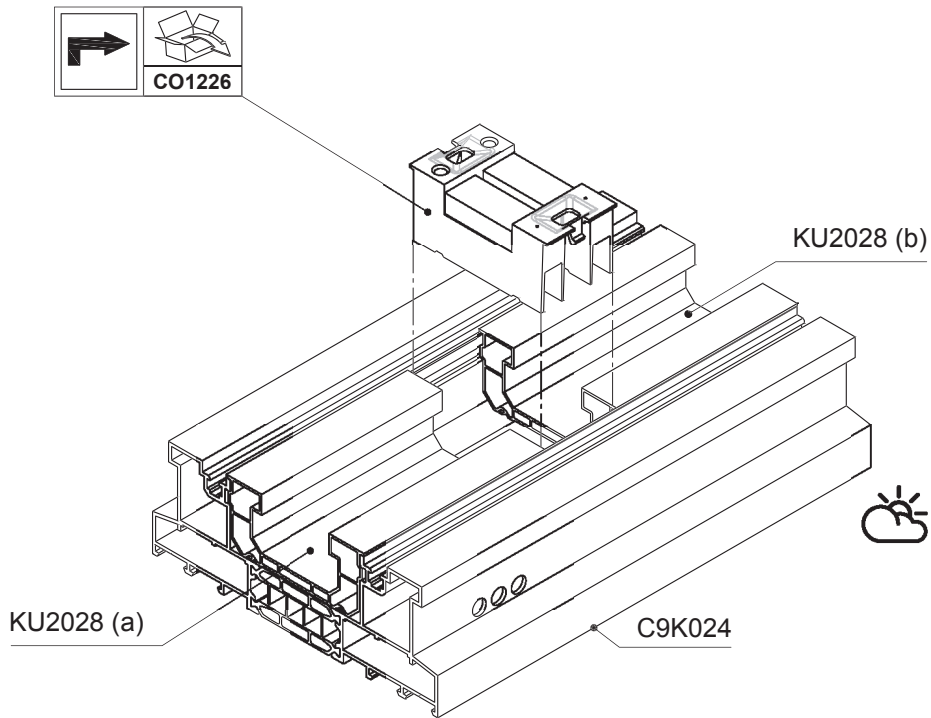
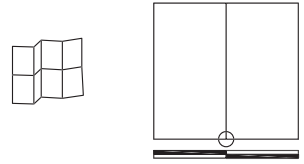


 **C160-ASS-1315**

Numero dei fori di drenaggio, vedere pagina L13

2 Binari (C9K024) - Tagli 45° - Incontro ridotto

ASSEMBLAGGIO TAPPI DI TENUTA CO1226 SU C9K024 INFERIORE



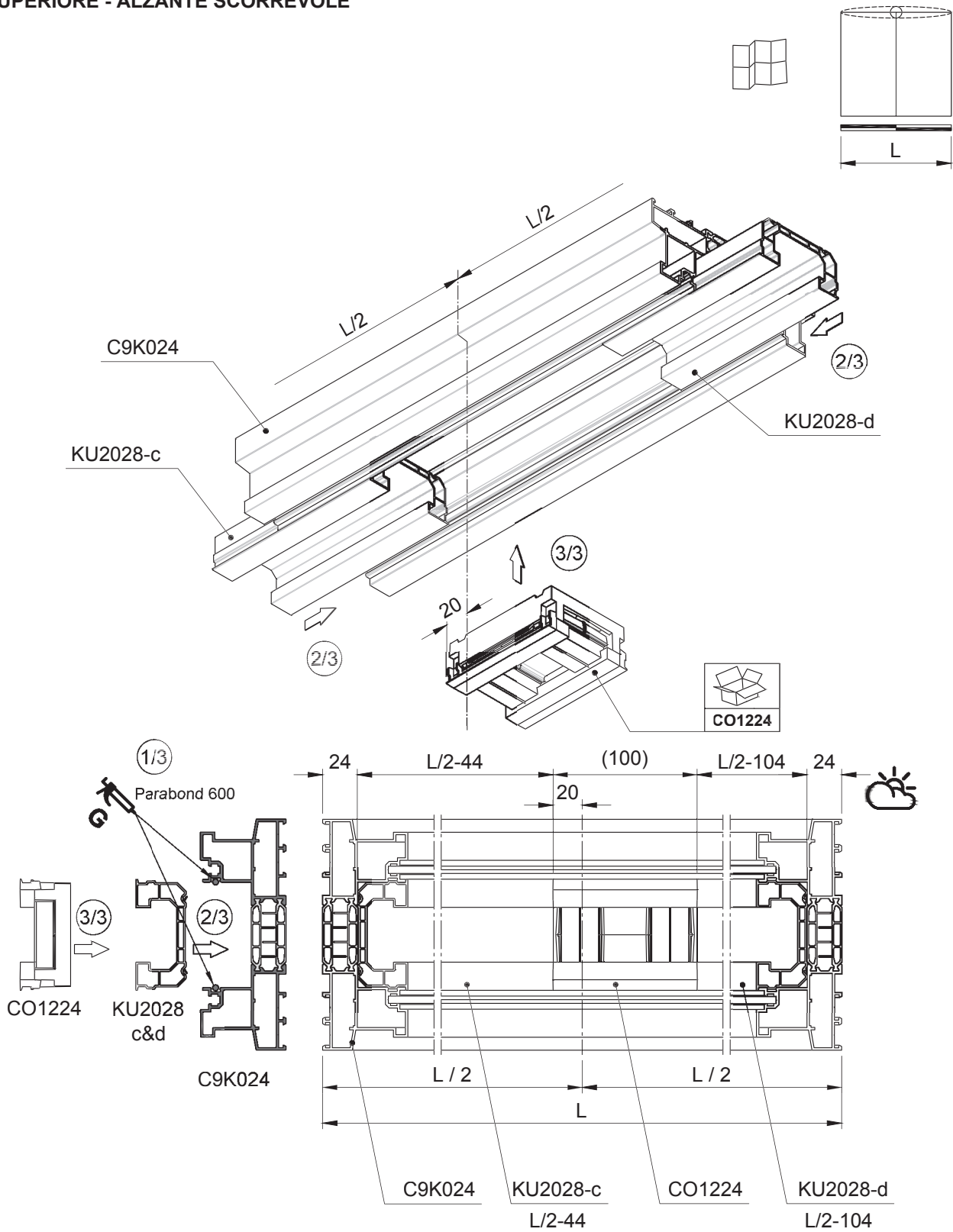
 **C160S-ASS-2706**

L'elemento è sigillato quando il silicone esce dai piccoli fori. Il foro di drenaggio da Ø9,5mm rimane libero.

2 Binari (C9K024) - Tagli 45° - Incontro ridotto

ASSEMBLAGGIO TAPPI DI TENUTA CO1224 SU TELAIO C9K024

SUPERIORE - ALZANTE SCORREVOLE

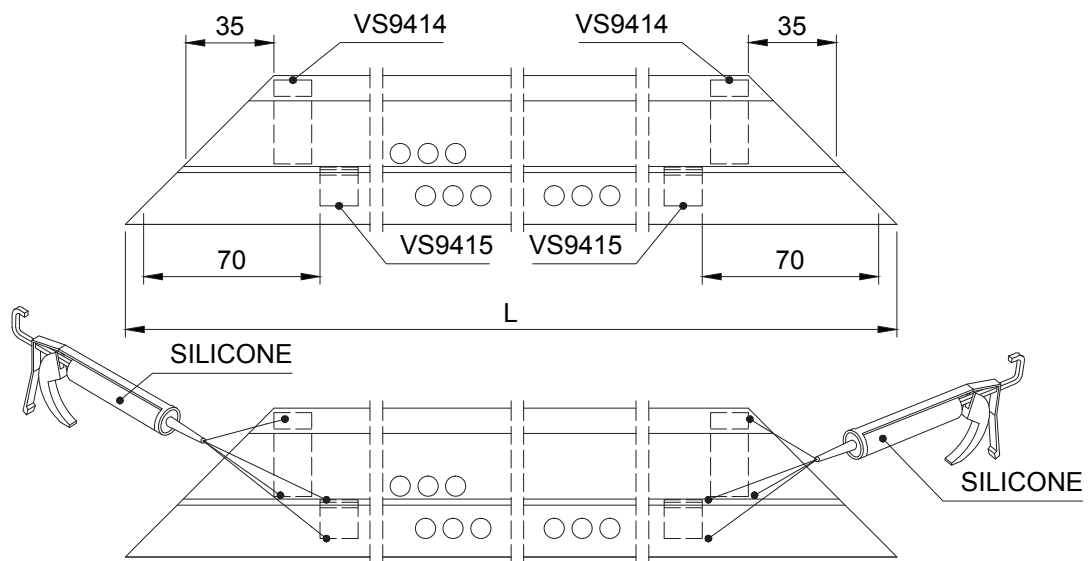
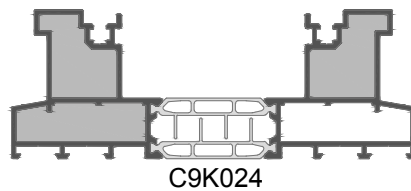
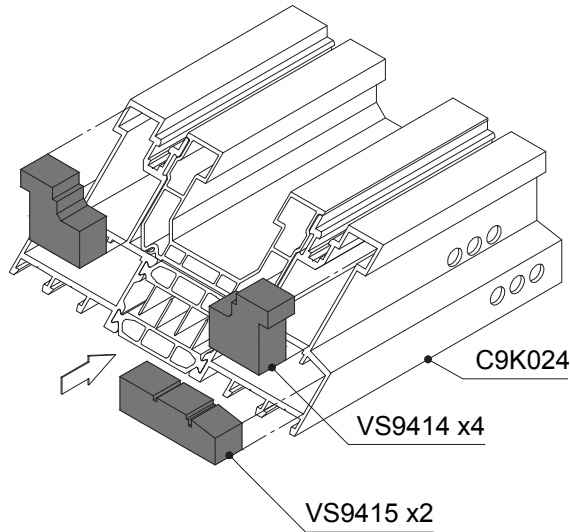
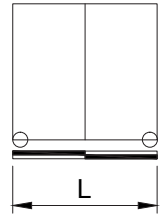


C160S-ASS-2707

L - Ferramenta e disegni assemblaggio

2 Binari (C9K024) - Tagli 45° - Incontro ridotto

ASSEMBLAGGIO TAPPI DI TENUTA VS9414/VS9415 SU TELAIO C9K024

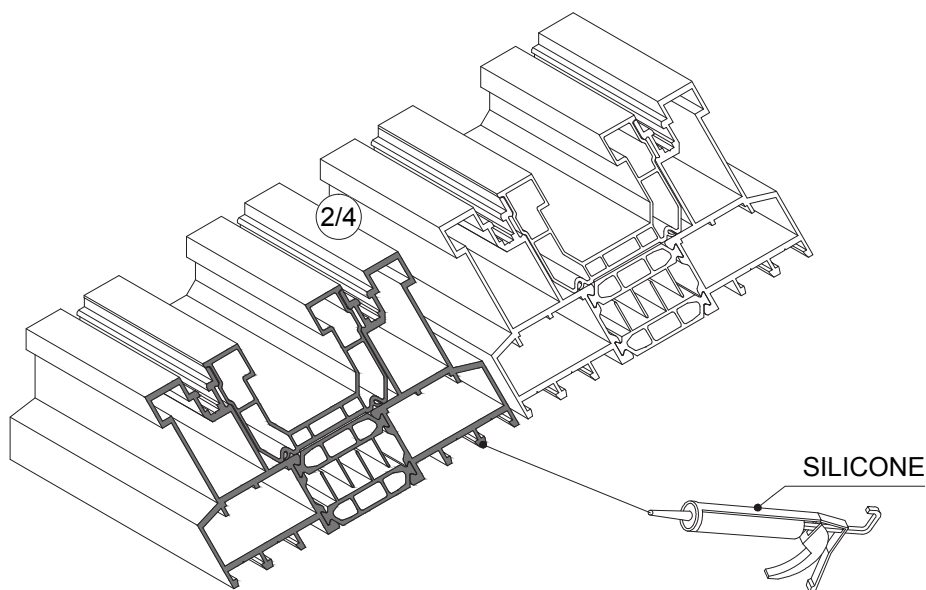
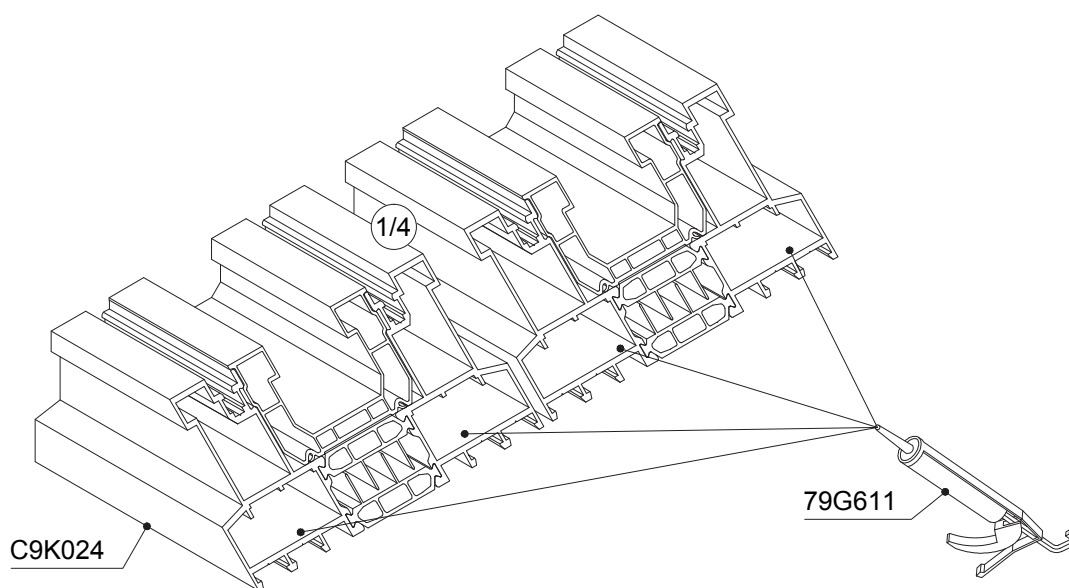
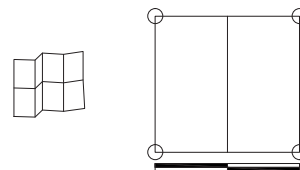



 C160-ASS-1318

2 Binari (C9K024) - Tagli 45° - Incontro ridotto

ASSEMBLAGGIO DEL TELAIO C9K024 CON SQUADRETTE

1 / 3



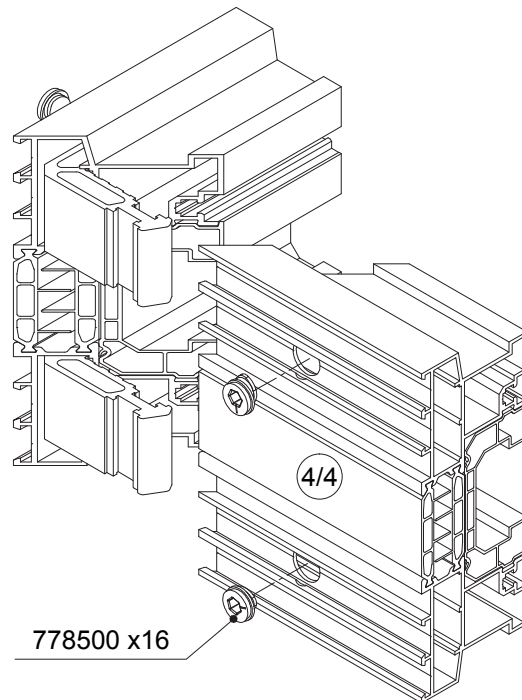
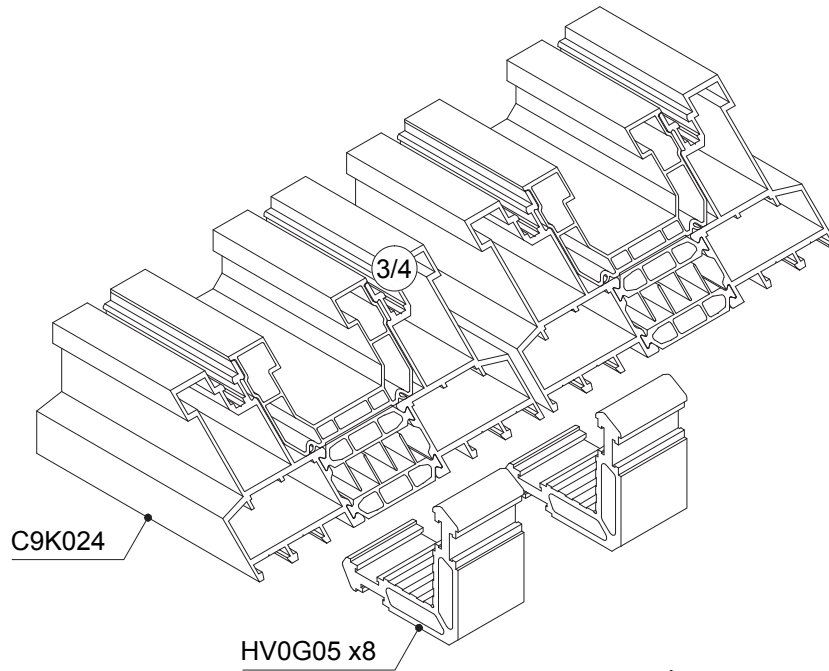
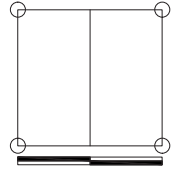
 **C160-ASS-1321**


I punti di chiusura vanno installati su C9K024 prima di questo passaggio.

2 Binari (C9K024) - Tagli 45° - Incontro ridotto

ASSEMBLAGGIO DEL TELAIO C9K024 CON SQUADRETTE

2 / 3

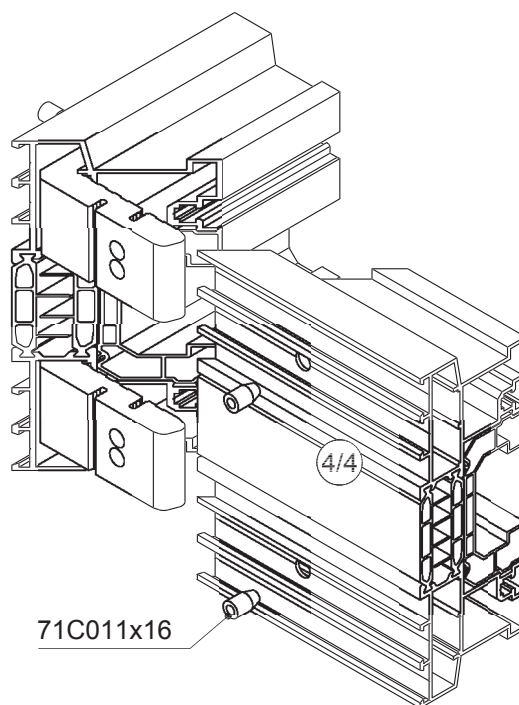
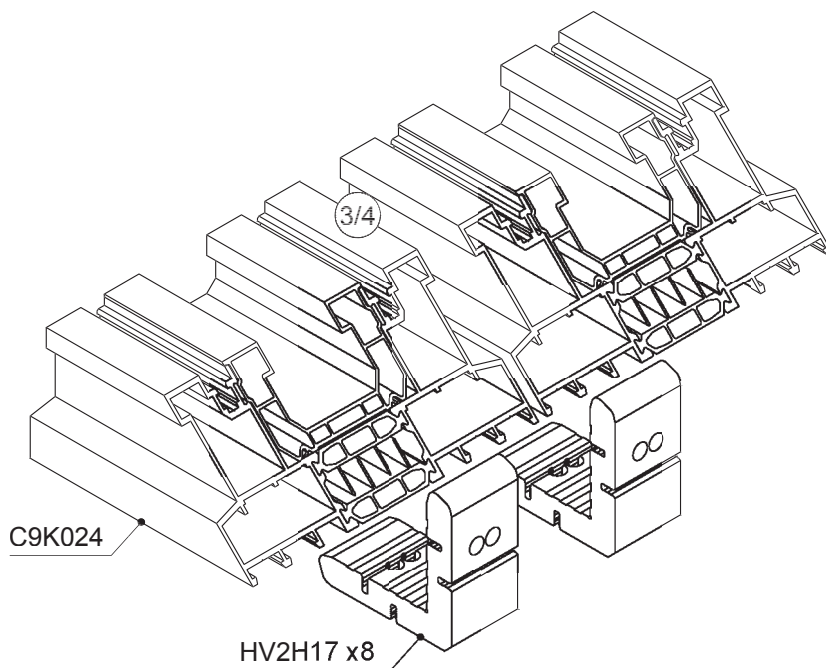
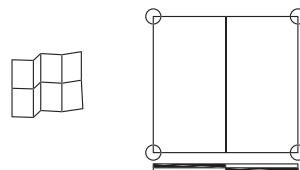


 C160-ASS-1322

2 Binari (C9K024) - Tagli 45° - Incontro ridotto

ASSEMBLAGGIO DEL TELAIO C9K024 CON SQUADRETTE

3 / 3



 **C160-ASS-1323**

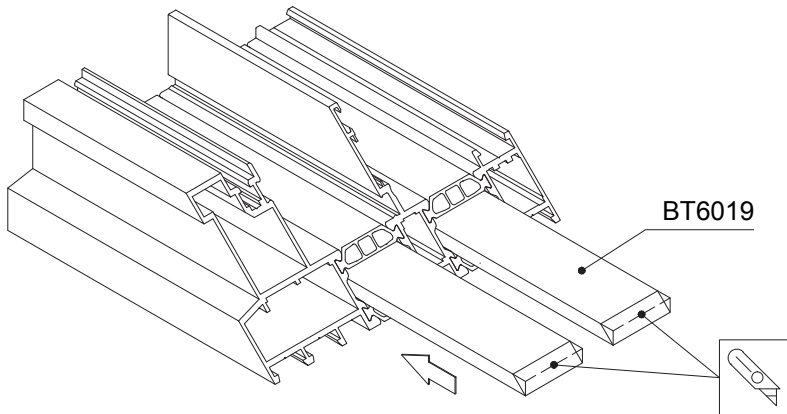
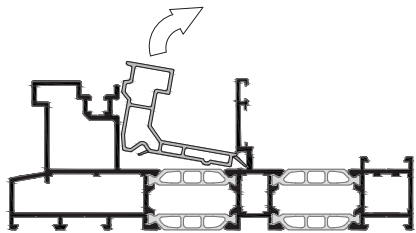
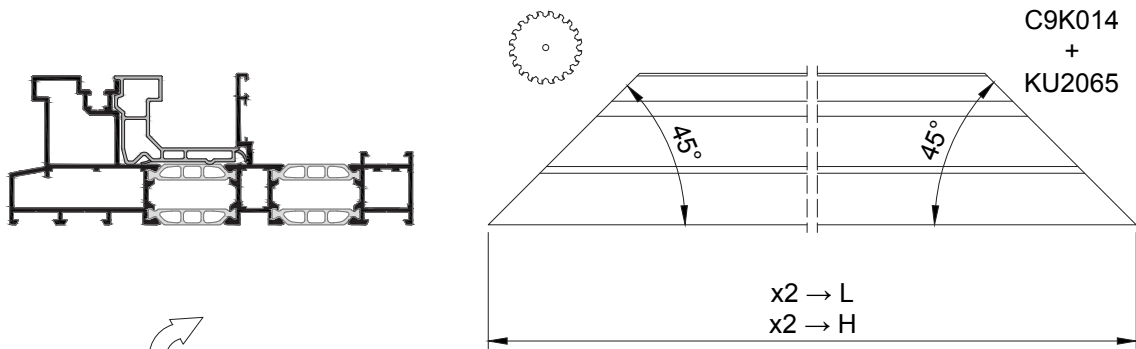
Le squadrette per spine coniche NON sono simmetriche.

1 Binario (C9K014) - Tagli 45° - Incontro ridotto

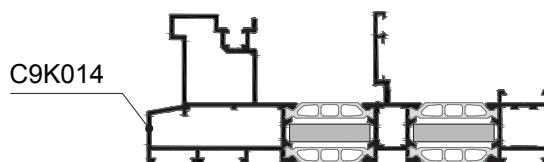
Operazione su telaio C9K014 e profilato di isolamento	L434
Operazione su telaio C9K014 per squadrette	L435
Operazione su telaio C9K014: fori aggiuntivi per fissaggio C9T108	L436
3D panoramica drenaggio - Telaio C9K014 + profilato di isolamento	L437
2D panoramica drenaggio - Telaio C9K014 + profilato di isolamento KU2065 (1/9)	L438
Operazioni per drenaggio su telaio C9K014 - J	L439
Operazioni per drenaggio su telaio C9K014 - H	L440
Operazioni per drenaggio su telaio C9K014 - B	L441
Operazioni per drenaggio su telaio C9K014 - A - G	L442
Operazioni per drenaggio su telaio C9K014 - R	L443
Operazioni per drenaggio su profilato di isolamento KU2065 - K1	L444
Operazioni per drenaggio su profilato di isolamento KU2065 - K2	L445
Assemblaggio valvola VS0107 e raccoglicondensa KU2065	L446
Assemblaggio tappi di tenuta CO1228/CO1229 - Inferiore	L447
Assemblaggio tappi di tenuta CO1212 - Superiore, scorrevole ed alzante scorrevole	L448
Assemblaggio tappi di tenuta VS9414/VS9415	L449
Lavorazione sul traverso - C9T108	L450
Assemblaggio cavallotto TS9Z13	L451
Assemblaggio cavallotto TS9Z15	L452
Assemblaggio C9T108 - Finalizzazione fissaggio + Sigillatura	L453
Fissaggio C9T108: trasporto	L454
Assemblaggio telaio C9K014 con squadrette	L455
Assemblaggio gocciolatoio	L457
Assemblaggio incontro KU2068	L458
Lavorazione ed assemblaggio C9A027	L459

1 Binario (C9K014) - Tagli 45° - Incontro ridotto

OPERAZIONE SU TELAIO C9K014 E PROFILATO DI ISOLAMENTO



	BT6019
SHI	✓
SI	✓
Basic	-



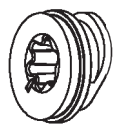
C160-ASS-901

L - Ferramenta e disegni assemblaggio

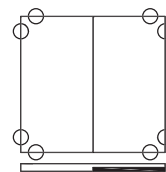
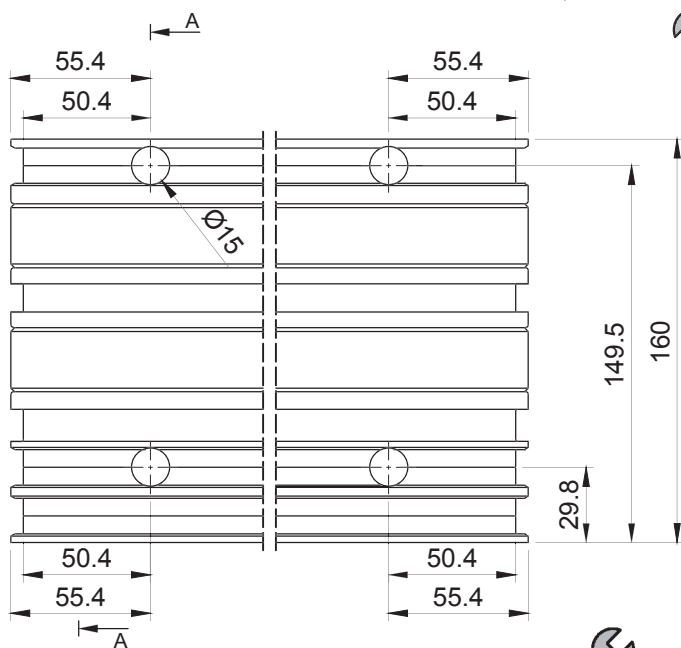
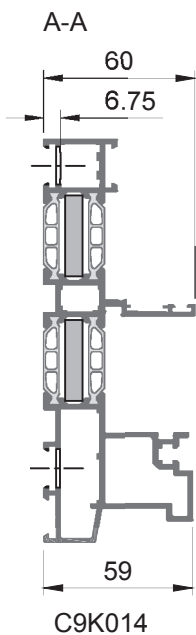
Domal C160 Smartline

1 Binario (C9K014) - Tagli 45° - Incontro ridotto

OPERAZIONE SU TELAIO C9K014 PER SQUADRETTE

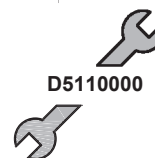


778-500



TG4122 B7

+ TG9011

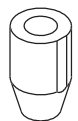


D5110000

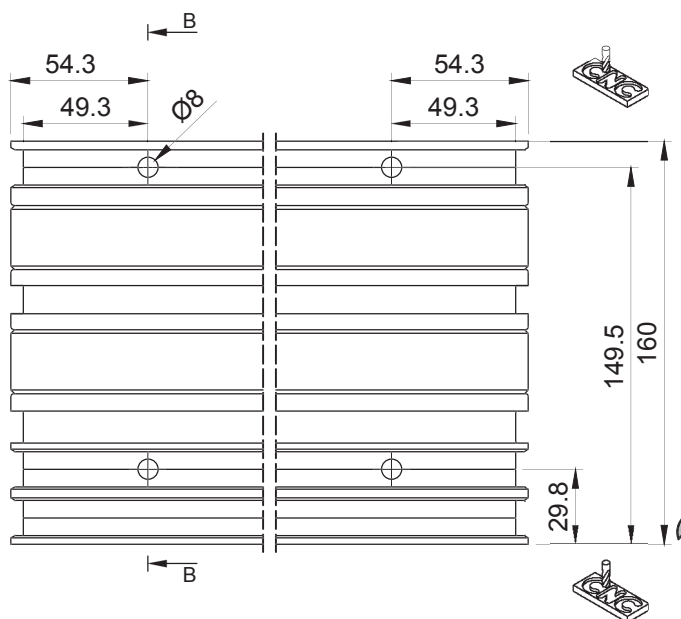
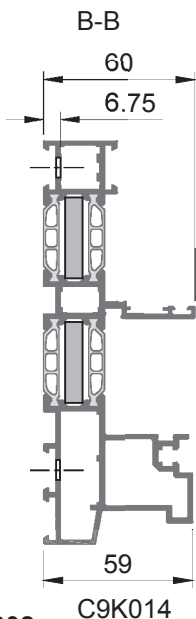


TG4122 B7

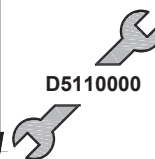
+ TG9011



71C011



TG4122 A8


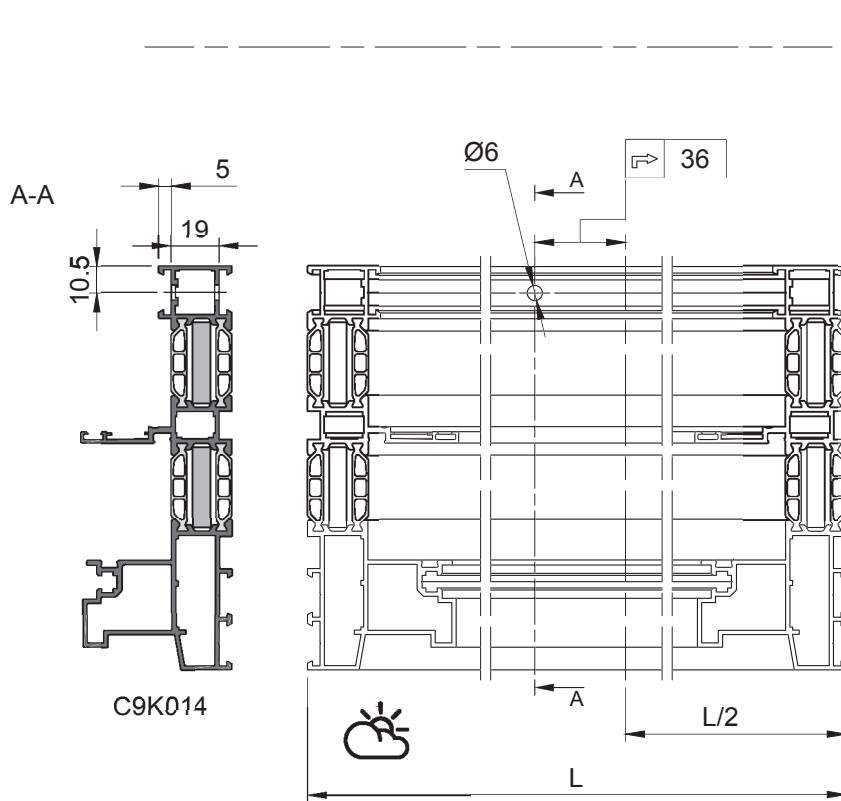
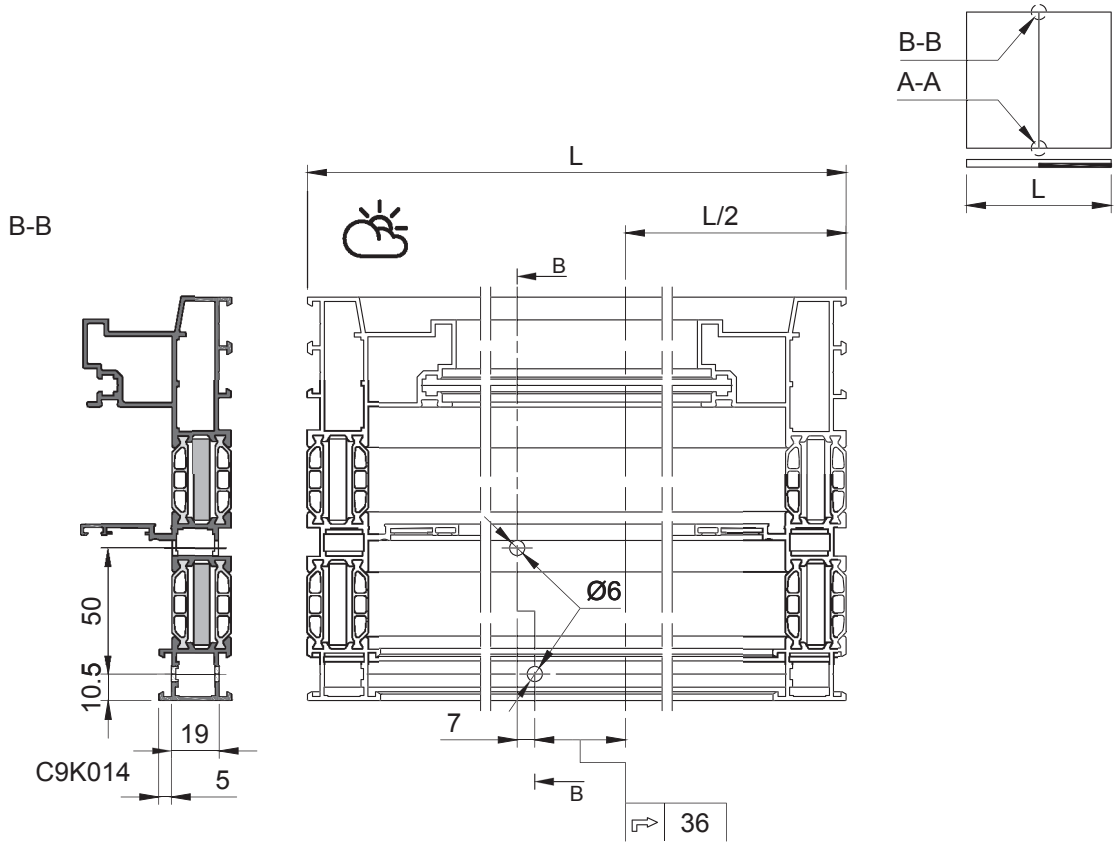


D5110000

C160-ASS-902

1 Binario (C9K014) - Tagli 45° - Incontro ridotto

OPERAZIONE SU TELAIO C9K014: FORI ADDIZIONALI PER FISSAGGIO C9T108

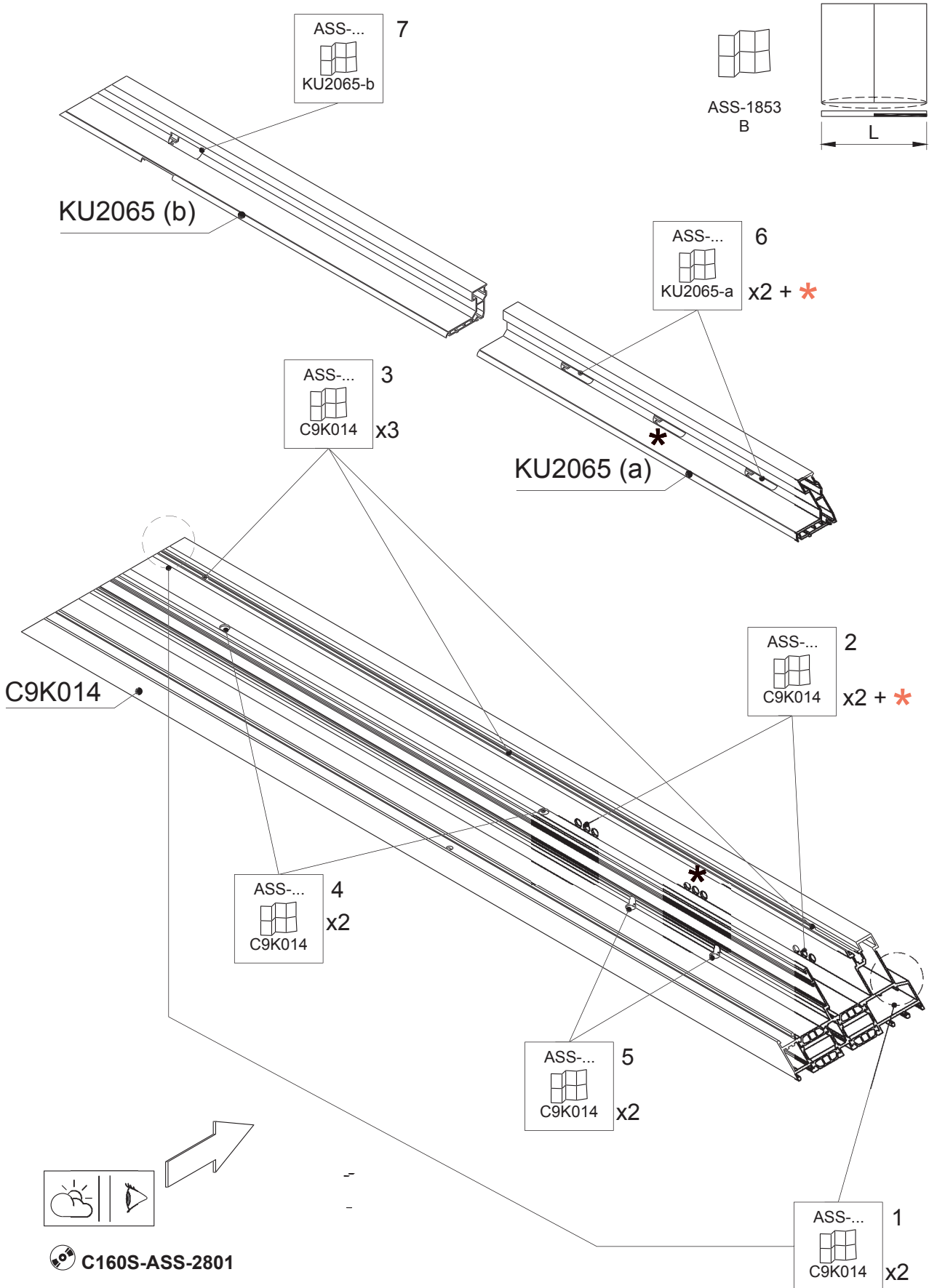


C160S-ASS-2800

L - Ferramenta e disegni assemblaggio

1 Binario (C9K014) - Tagli 45° - Incontro ridotto

3D PANORAMICA DRENAGGIO - TELAIO C9K014 + PROFILATO DI ISOLAMENTO



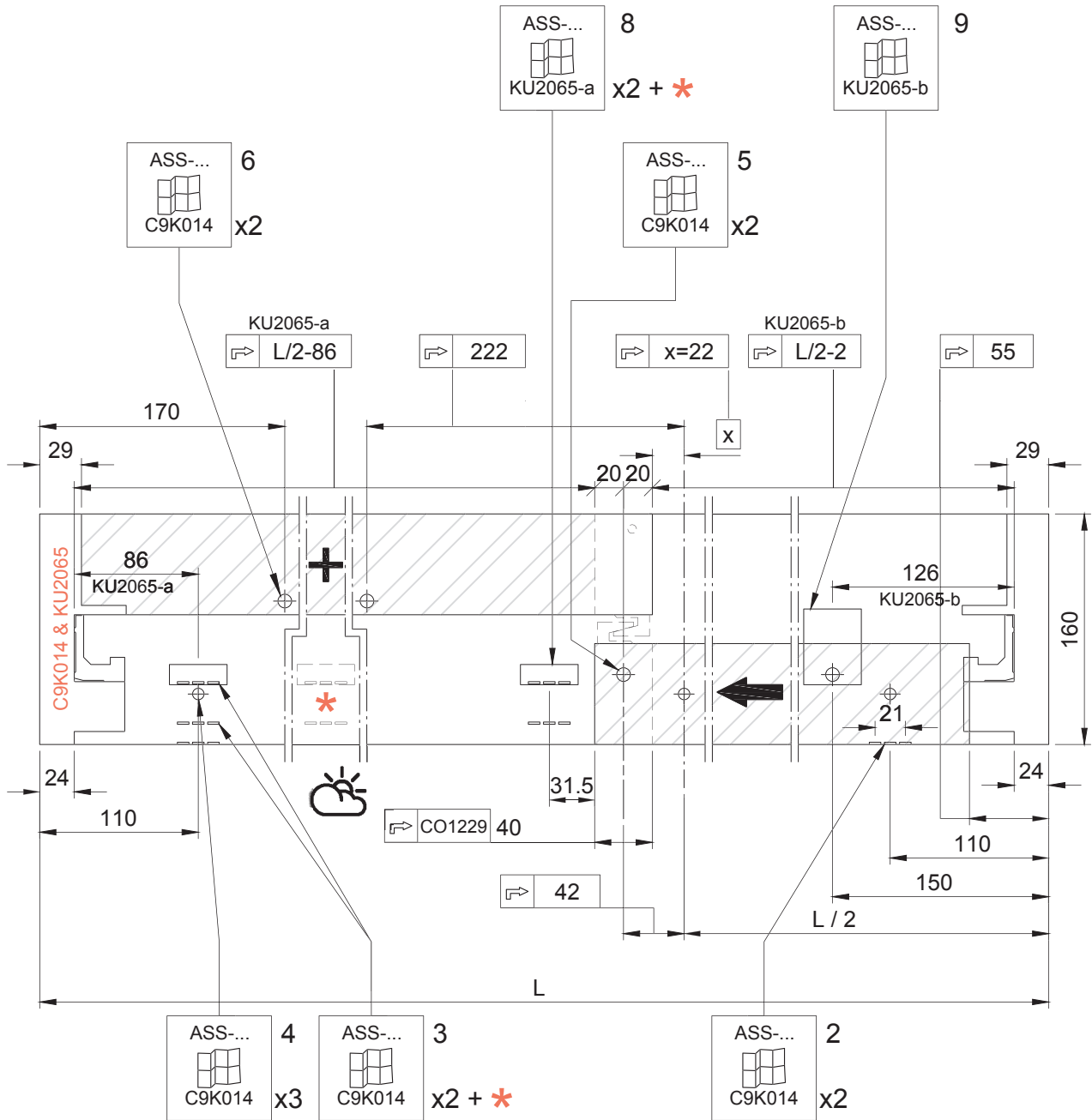
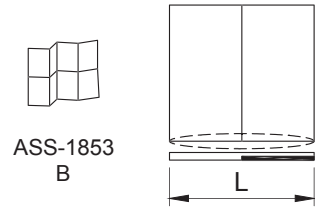
C160S-ASS-2801

* Numero dei fori di drenaggio, vedere pagina L13

1 Binario (C9K014) - Tagli 45° - Incontro ridotto

2D PANORAMICA DRENAGGIO - TELAIO C9K014 + PROFILATO DI ISOLAMENTO KU2065 (1/9)

1 / 9



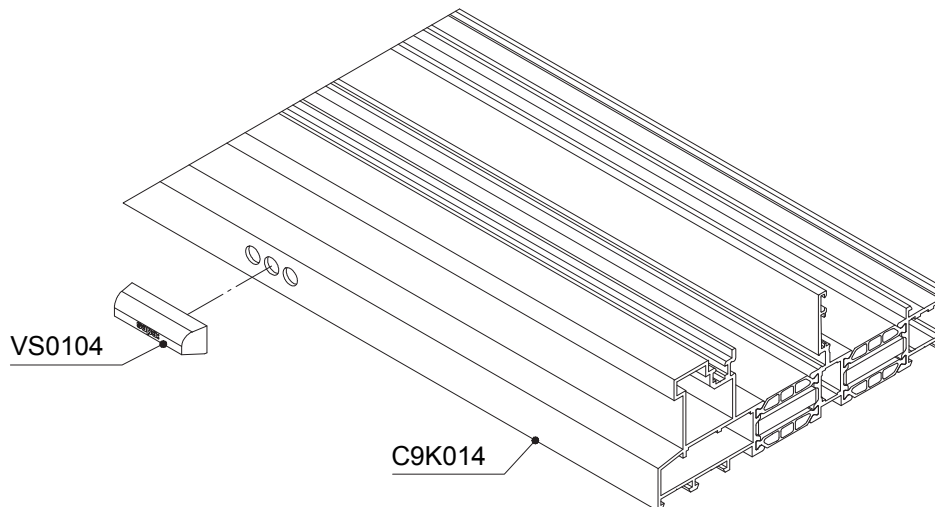
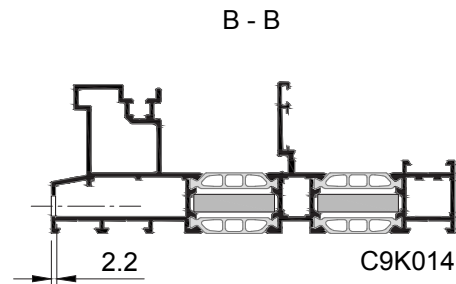
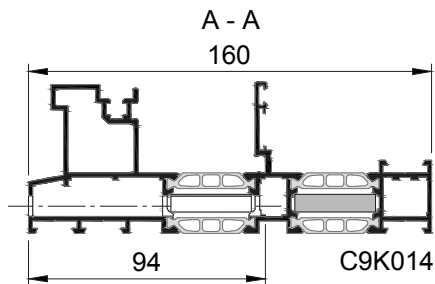
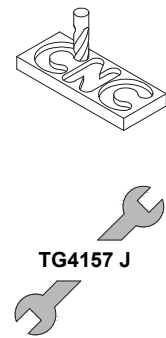
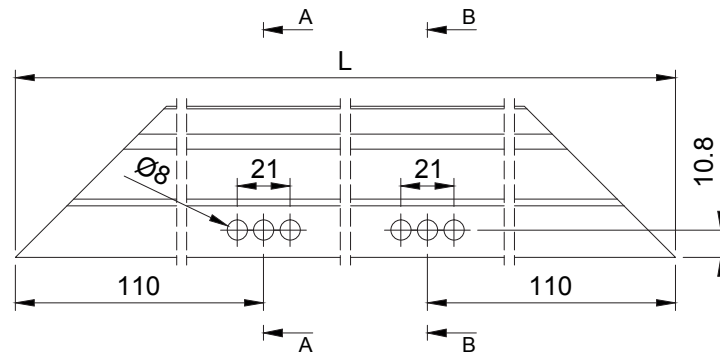
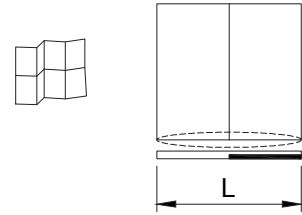
C160S-ASS-2802

* Numero dei fori di drenaggio, vedere pagina L13

1 Binario (C9K014) - Tagli 45° - Incontro ridotto

OPERAZIONI PER DRENAGGIO SU TELAIO C9K014 - J

2 / 9



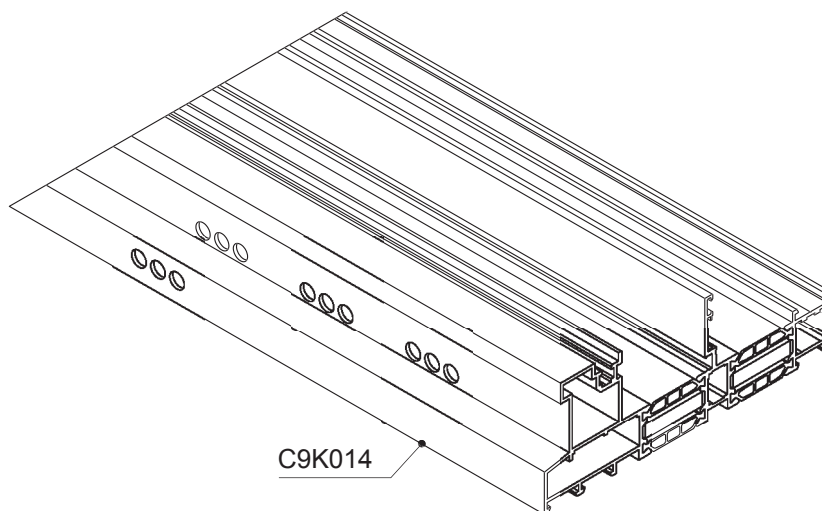
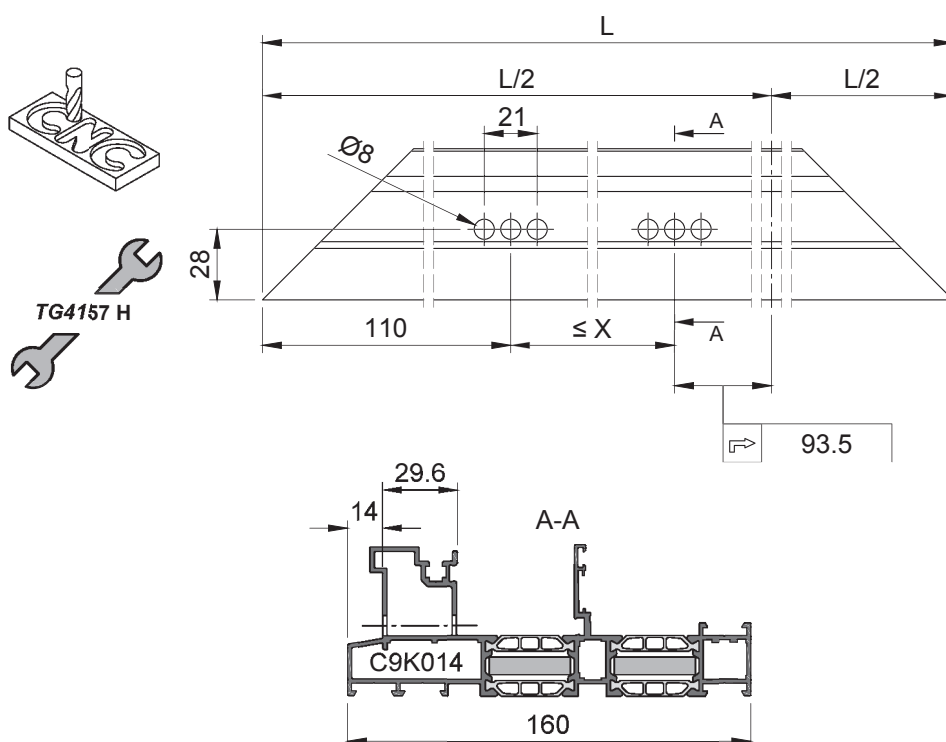
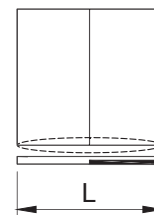
 **C160-ASS-905**

Numero dei fori di drenaggio, vedere pagina L13

1 Binario (C9K014) - Tagli 45° - Incontro ridotto

OPERAZIONI PER DRENAGGIO SU TELAIO C9K014 - H

3 / 9



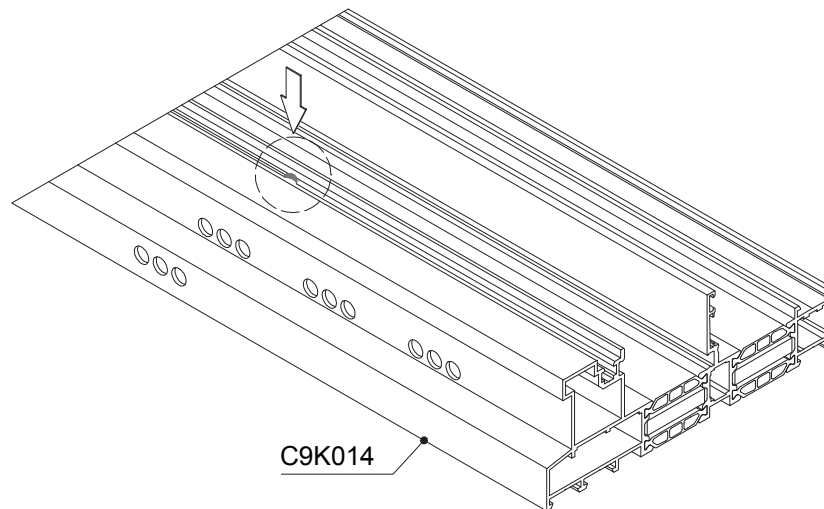
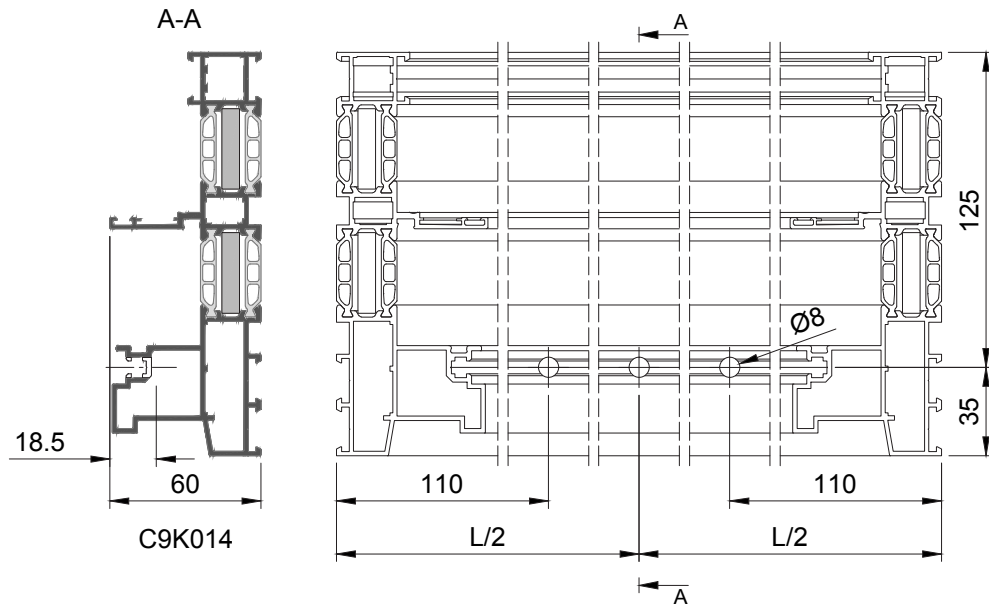
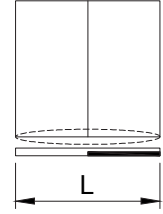
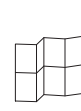
 **C160S-ASS-2803**

Numero dei fori di drenaggio, vedere pagina L13

1 Binario (C9K014) - Tagli 45° - Incontro ridotto

OPERAZIONI PER DRENAGGIO SU TELAIO C9K014 - B

4 / 9



 C160-ASS-907

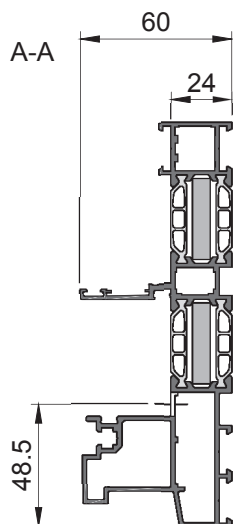
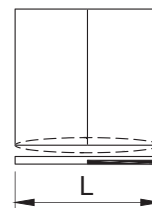
1 Binario (C9K014) - Tagli 45° - Incontro ridotto

OPERAZIONI PER DRENAGGIO SU TELAIO C9K014 - A-G

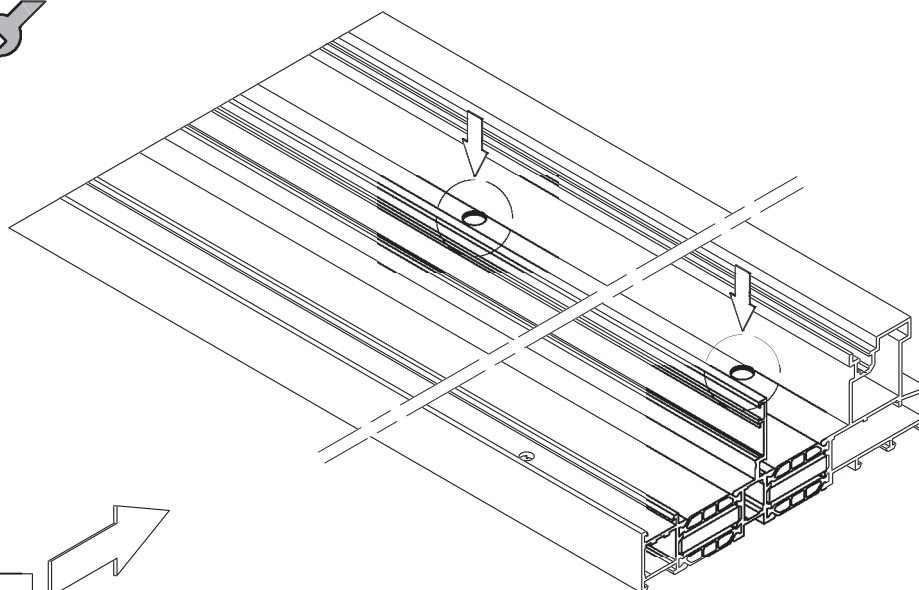
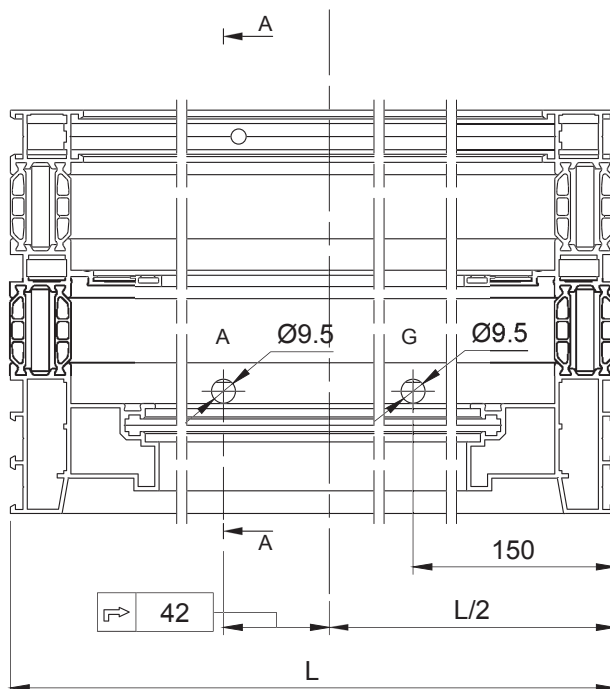
5 / 9



ASS-1853
B



C9K014

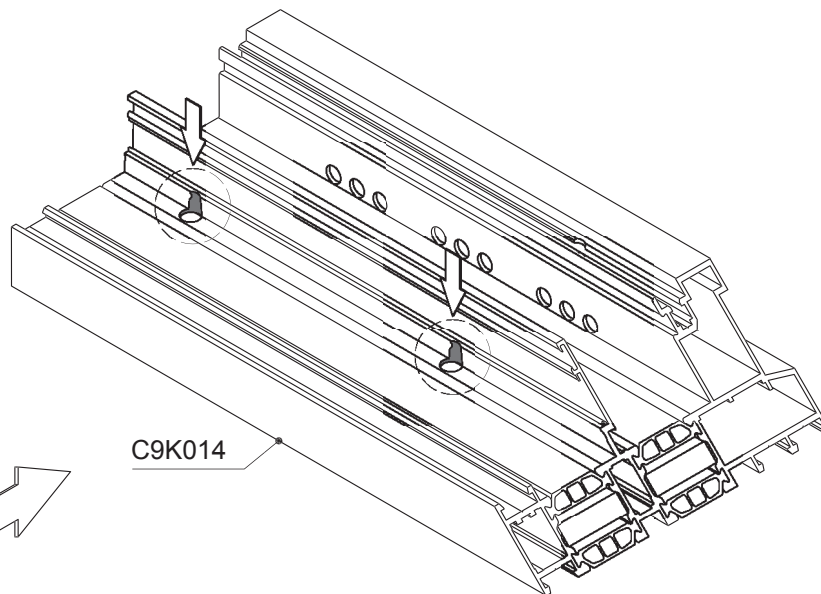
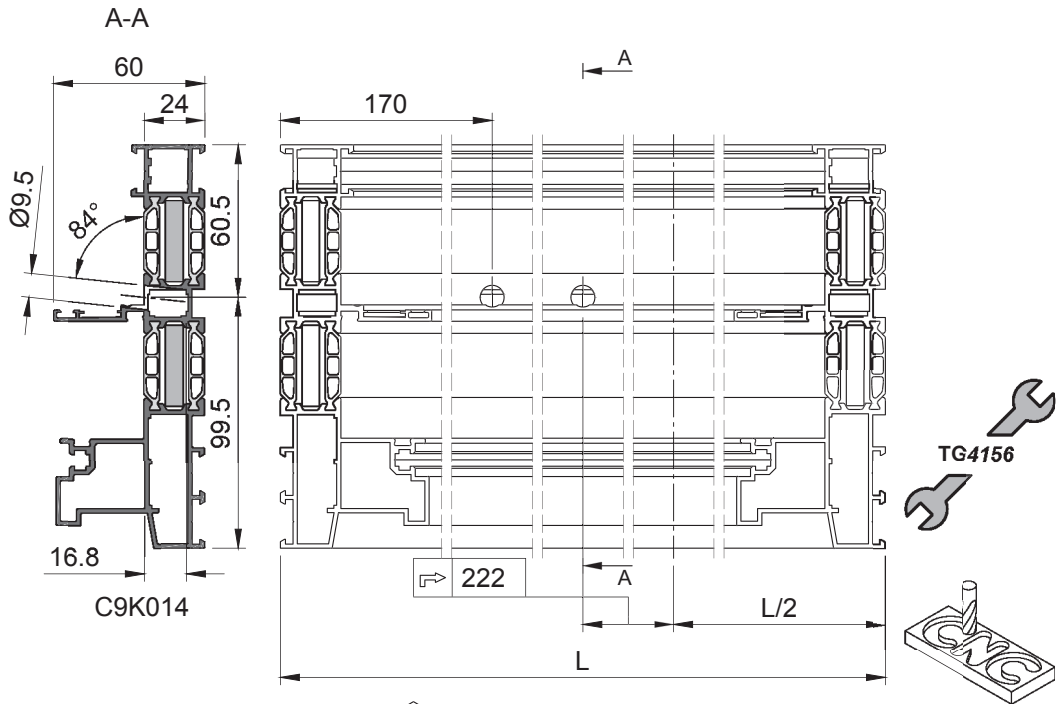
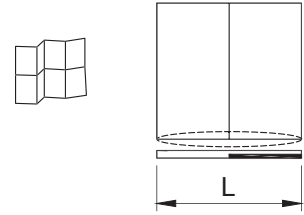


 C160S-ASS-2804

1 Binario (C9K014) - Tagli 45° - Incontro ridotto

OPERAZIONI PER DRENAGGIO SU TELAIO C9K014 - R

6 / 9

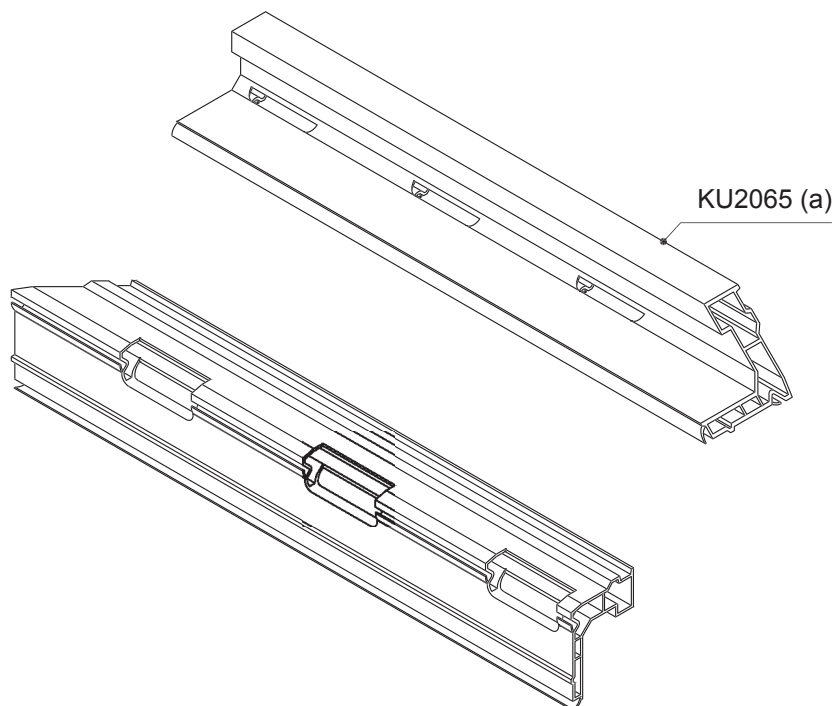
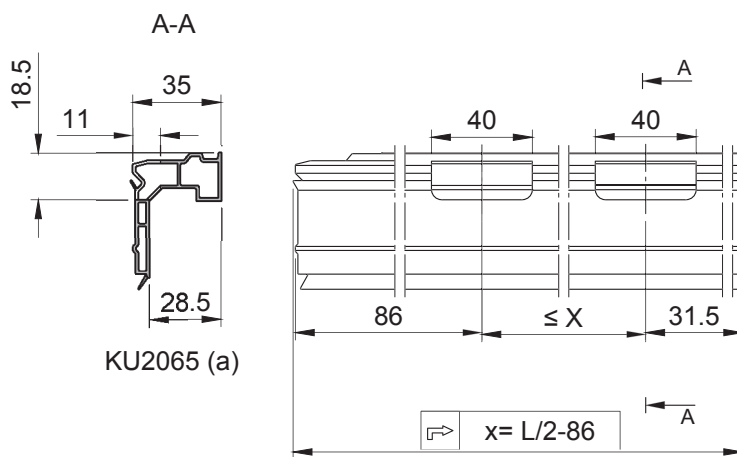
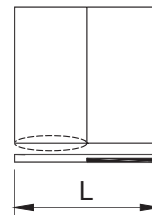


C160S-ASS-2805

1 Binario (C9K014) - Tagli 45° - Incontro ridotto

OPERAZIONI PER DRENAGGIO SU PROFILATO DI ISOLAMENTO KU2065 - K1

8 / 9



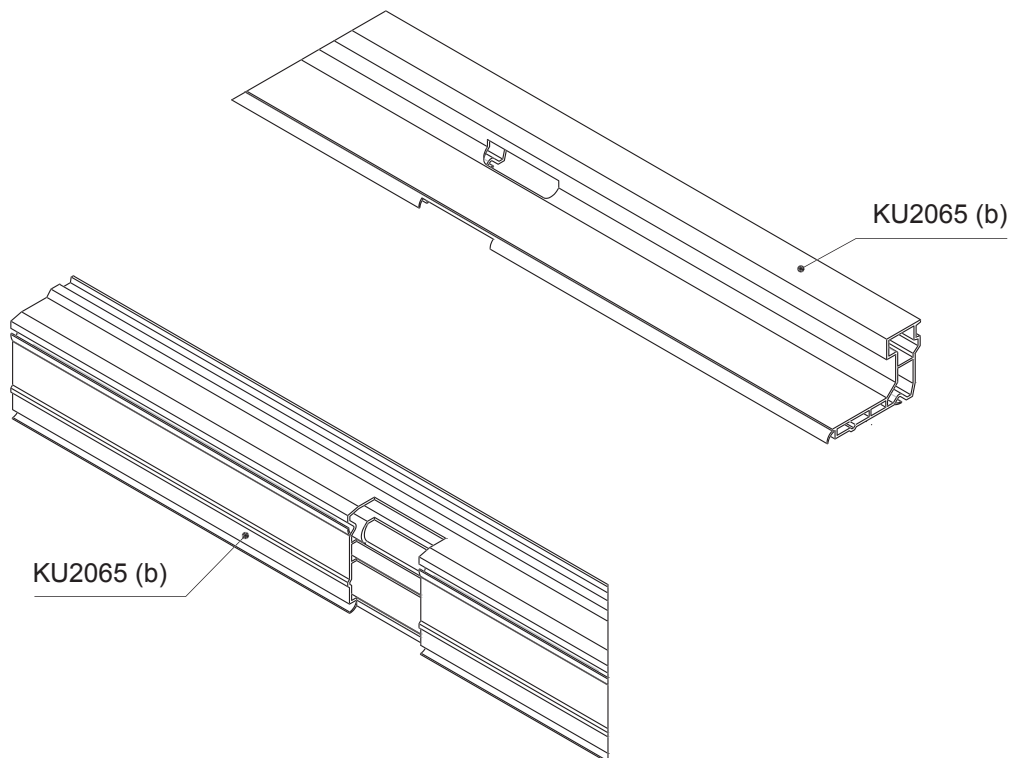

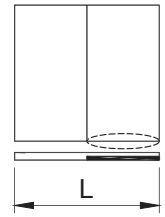
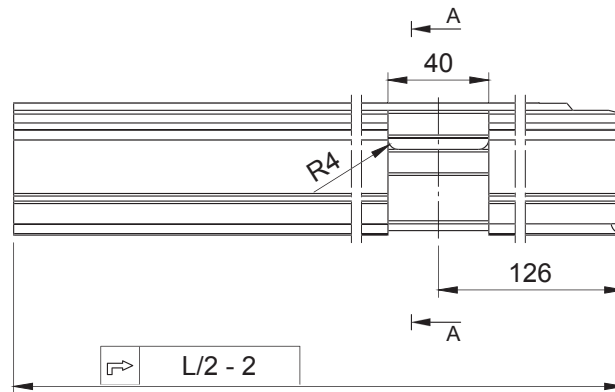
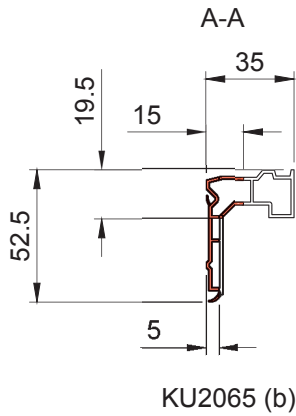
 **C160S-ASS-2806**

Numero dei fori di drenaggio, vedere pagina L13

1 Binario (C9K014) - Tagli 45° - Incontro ridotto

OPERAZIONI PER DRENAGGIO SU PROFILATO DI ISOLAMENTO KU2065 - K2

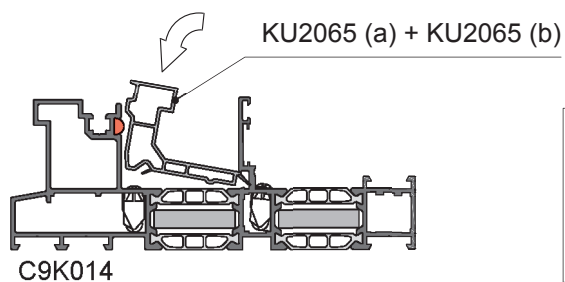
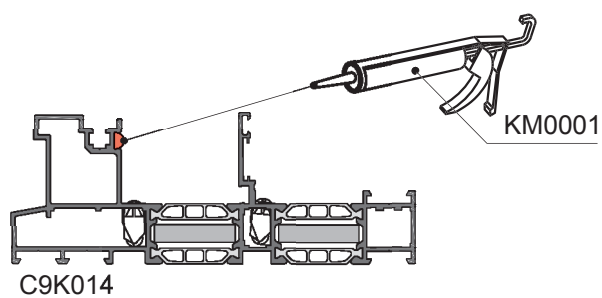
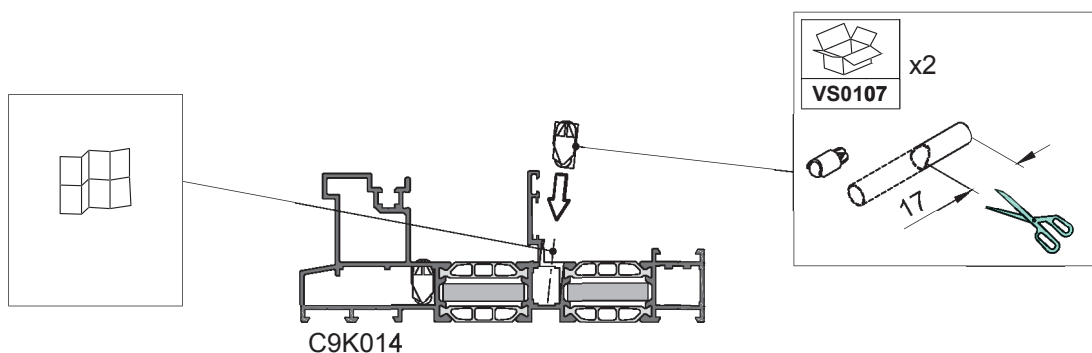
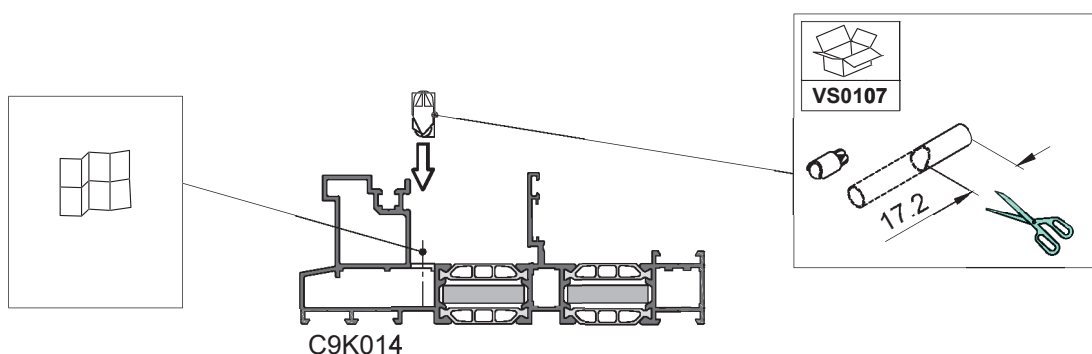
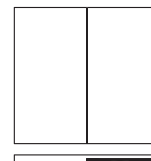
9 / 9



 C160S-ASS-2807

1 Binario (C9K014) - Tagli 45° - Incontro ridotto

ASSEMBLAGGIO VALVOLA VS0107 E VASCHETTA DI RECUPERO KU2065

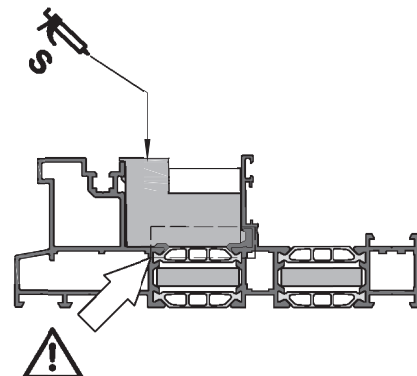
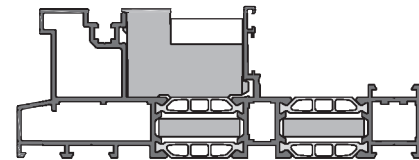
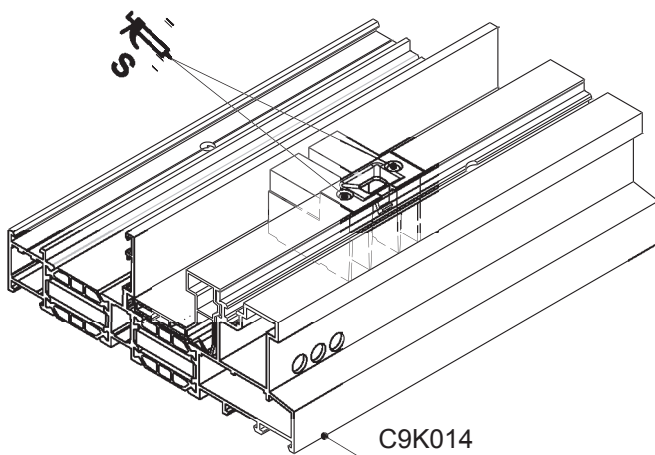
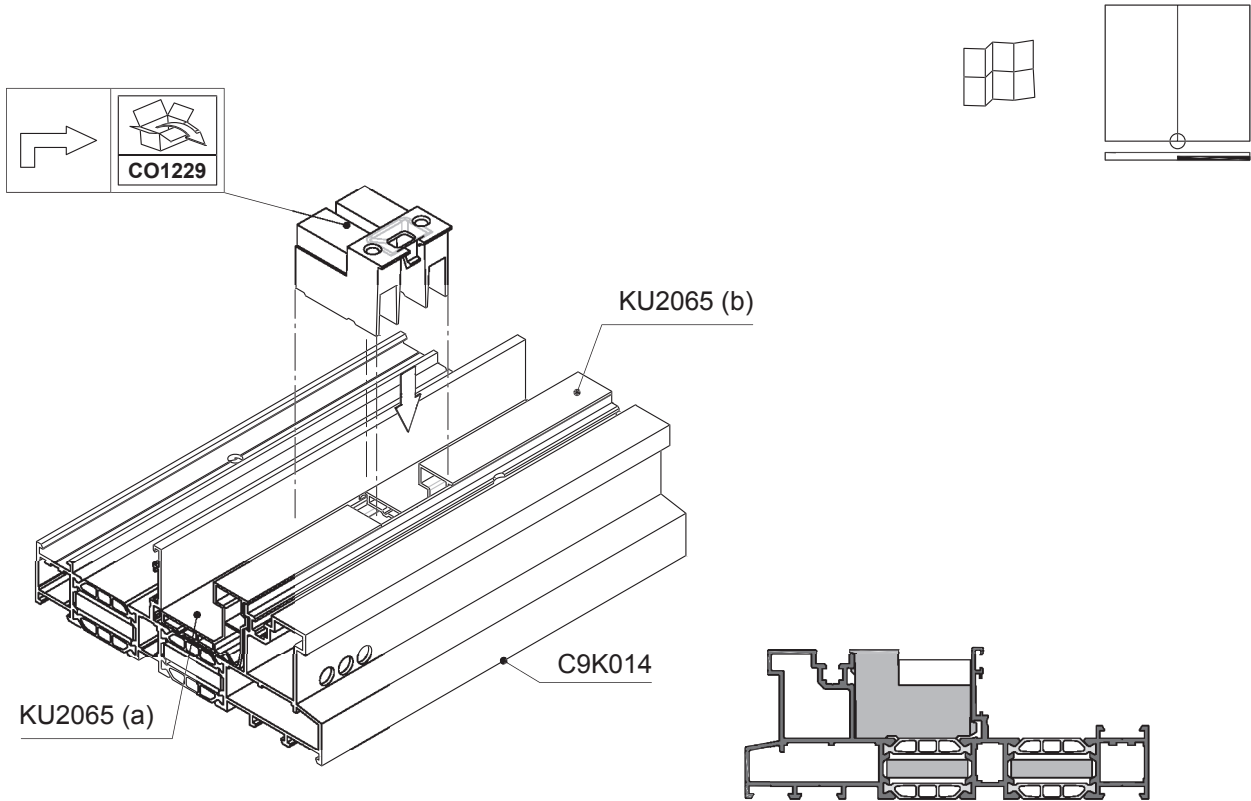


C160-ASS-913

L - Ferramenta e disegni assemblaggio

1 Binario (C9K014) - Tagli 45° - Incontro ridotto

ASSEMBLAGGIO TAPPI DI TENUTA CO1229 - INFERIORE

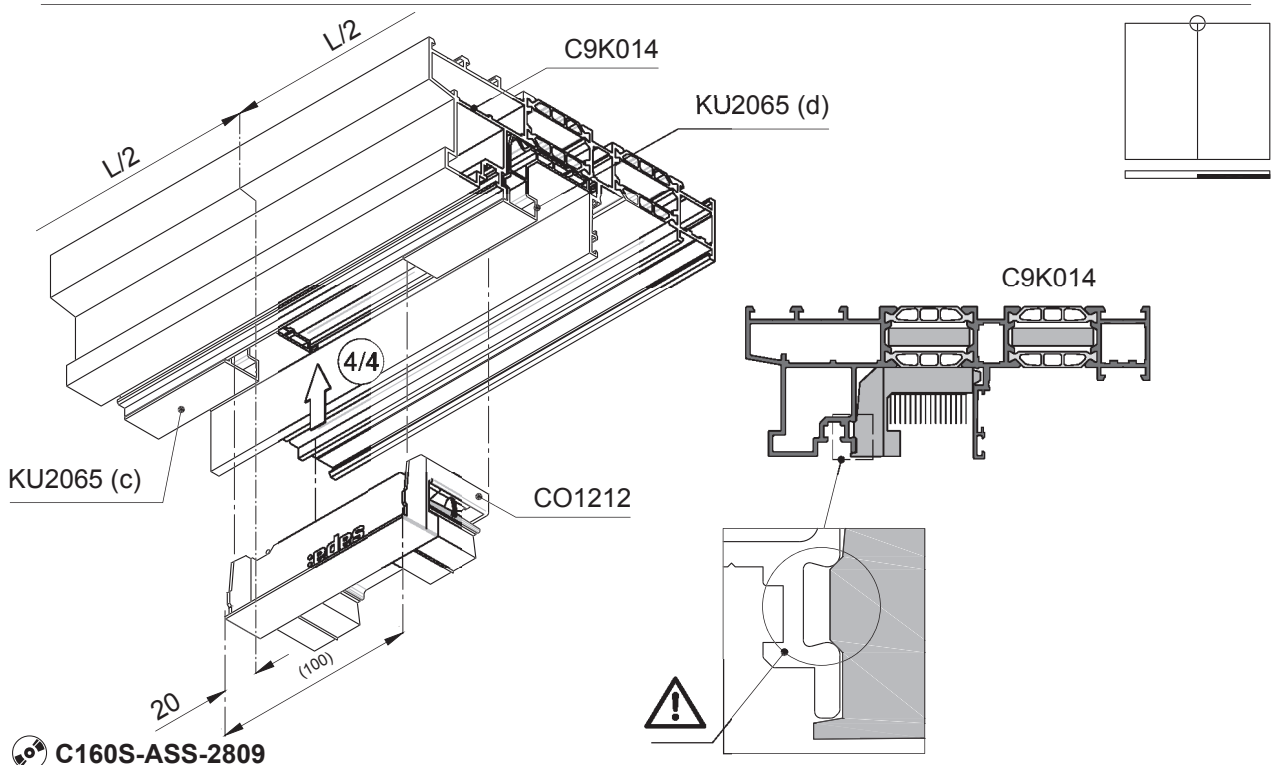
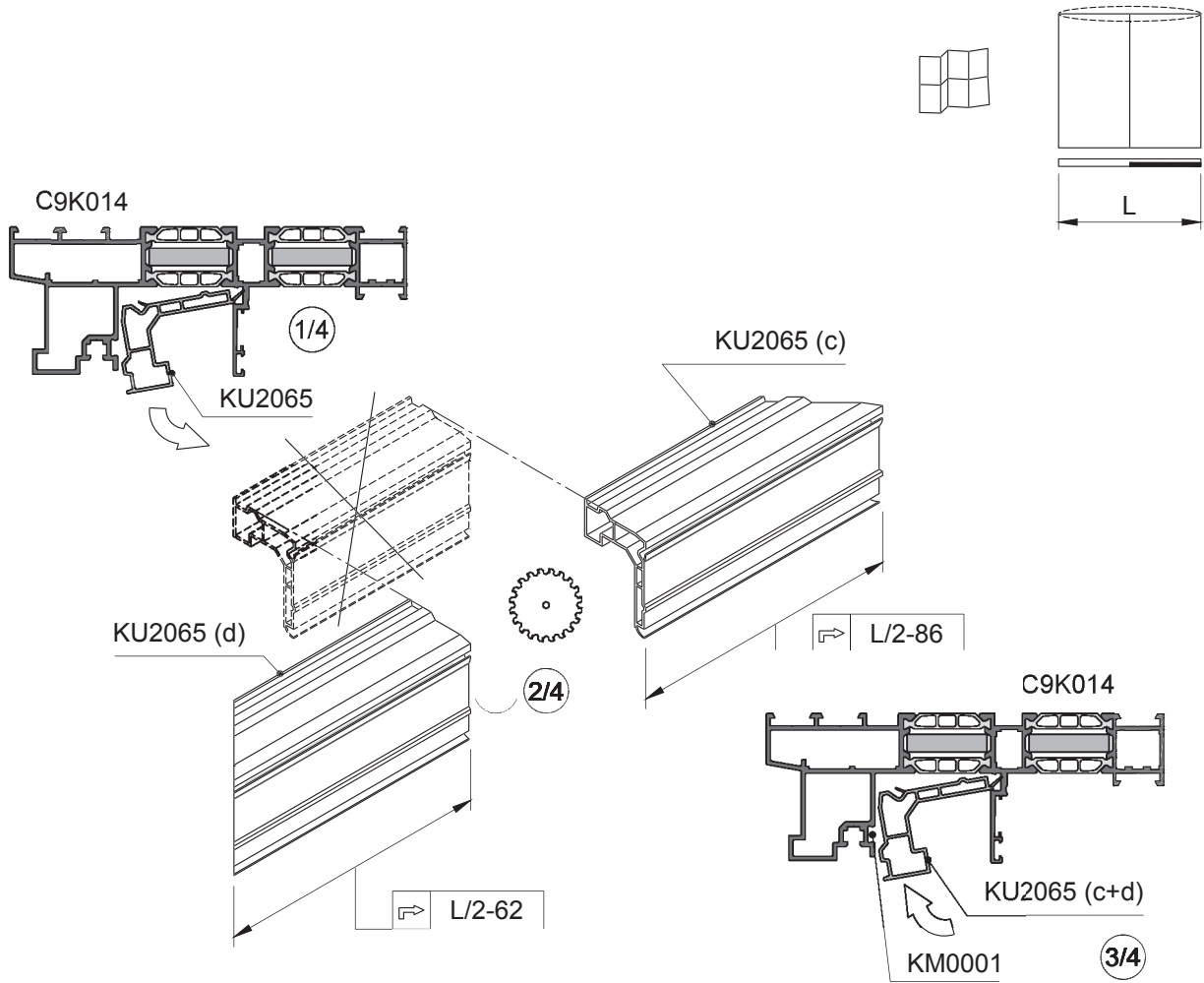


 **C160-ASS-2808**

Il foro di drenaggio Ø9,5mm deve rimanere libero.

1 Binario (C9K014) - Tagli 45° - Incontro ridotto

ASSEMBLAGGIO TAPPI DI TENUTA CO1212 - SUPERIORE, ALZANTE SCORREVOLE

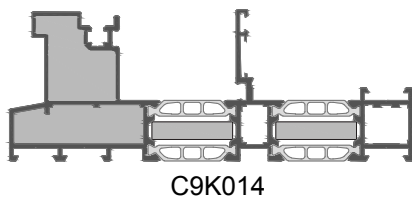
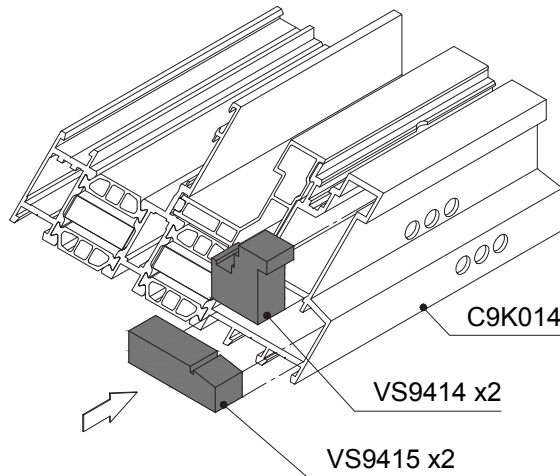
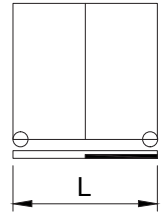


C160S-ASS-2809

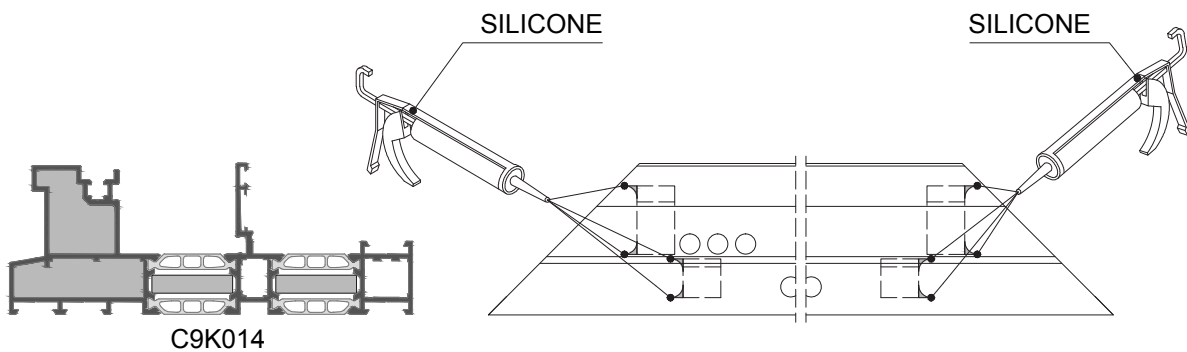
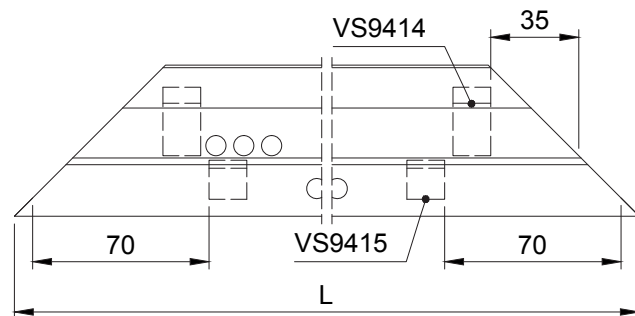
Domal C160 Smartline

1 Binario (C9K014) - Tagli 45° - Incontro ridotto

ASSEMBLAGGIO TAPPI DI TENUTA VS9414/VS9415



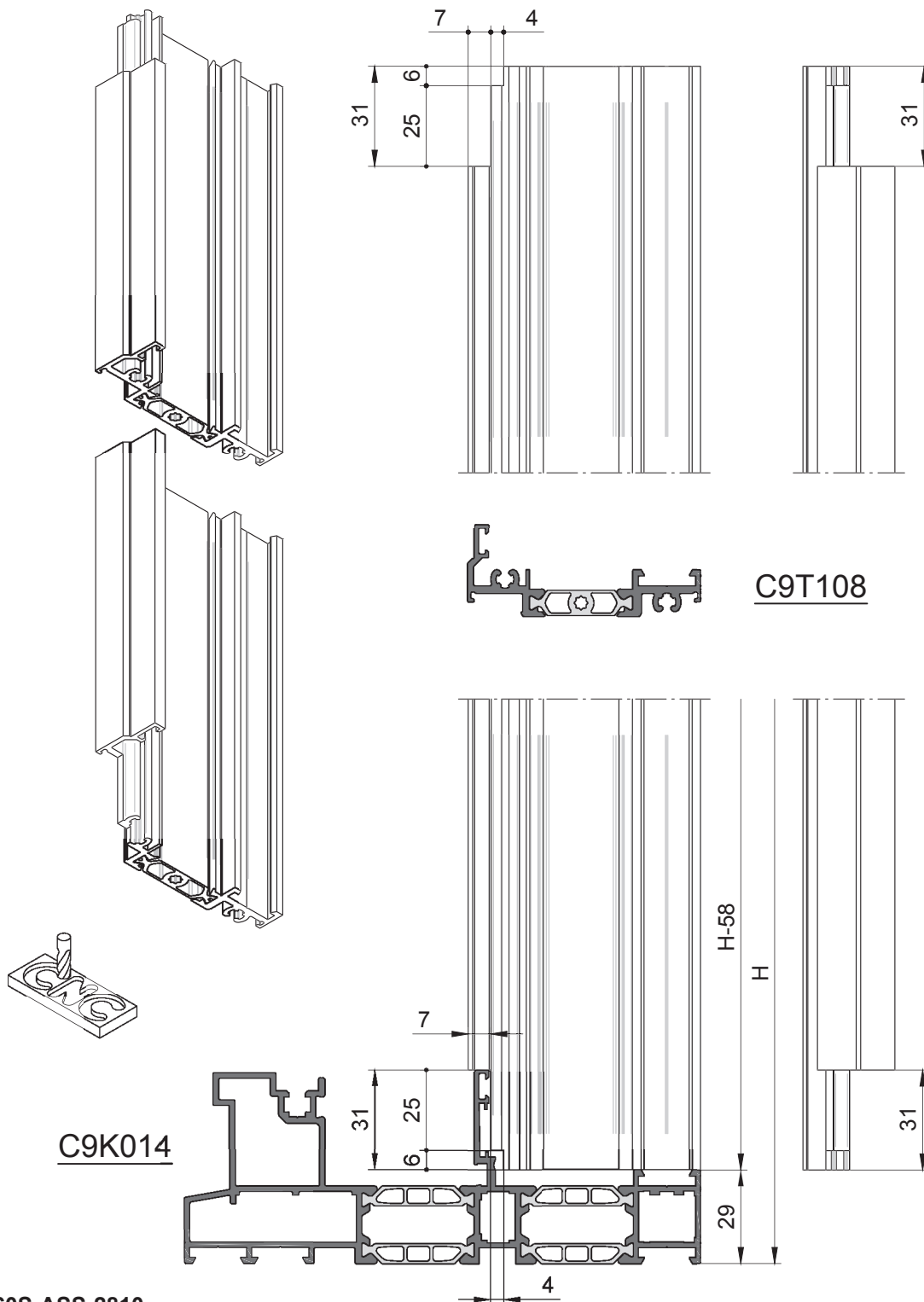
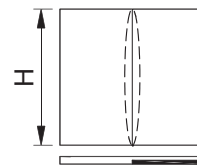
C9K014



 C160-ASS-916

1 Binario (C9K014) - Tagli 45° - Incontro ridotto

LAVORAZIONE SUL TRAVERSO - C9T108

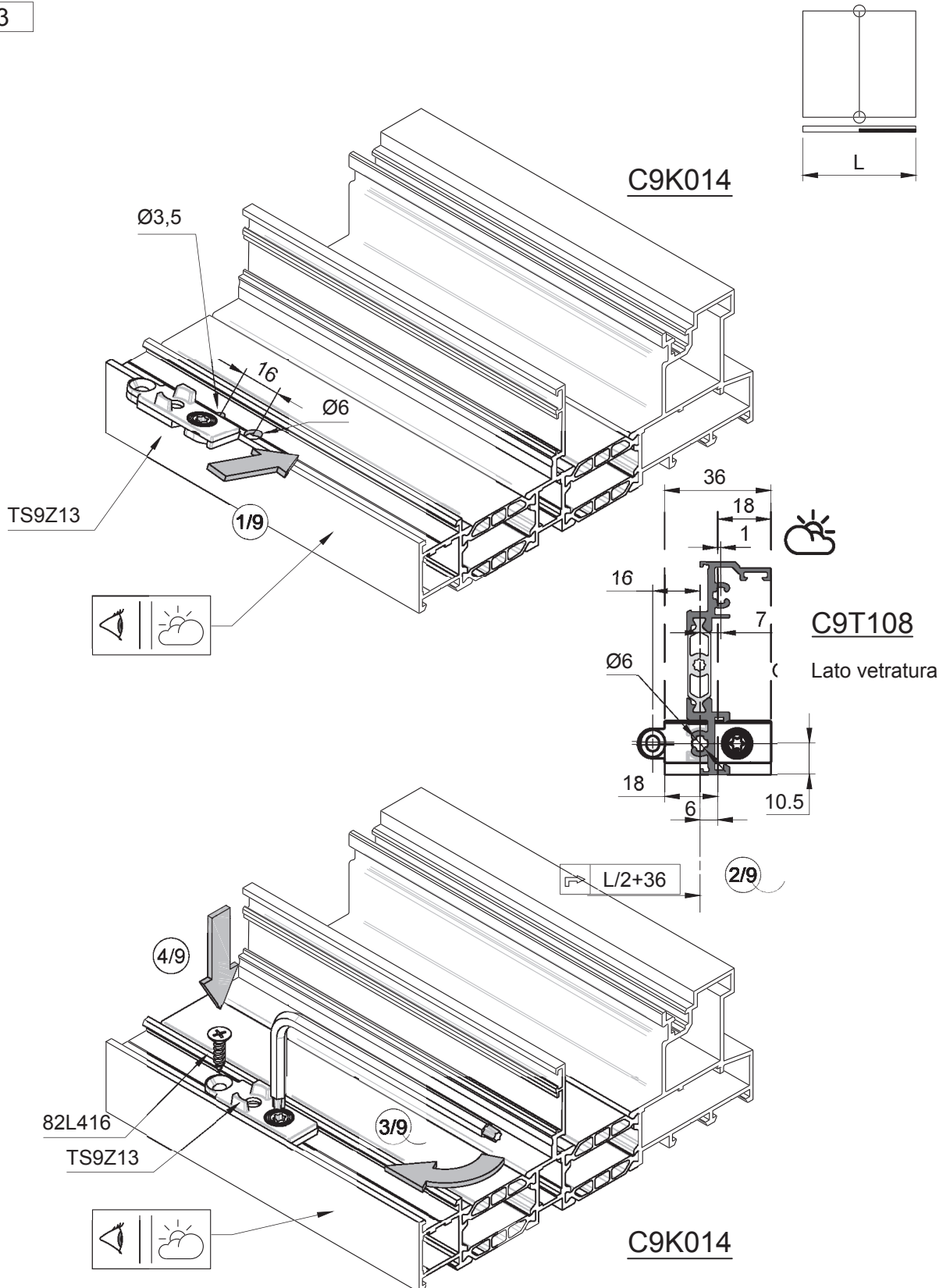


 C160S-ASS-2810

1 Binario (C9K014) - Tagli 45° - Incontro ridotto

ASSEMBLAGGIO CAVALLOTTO TS9Z13

1 / 3



L - Ferramenta e disegni assemblaggio

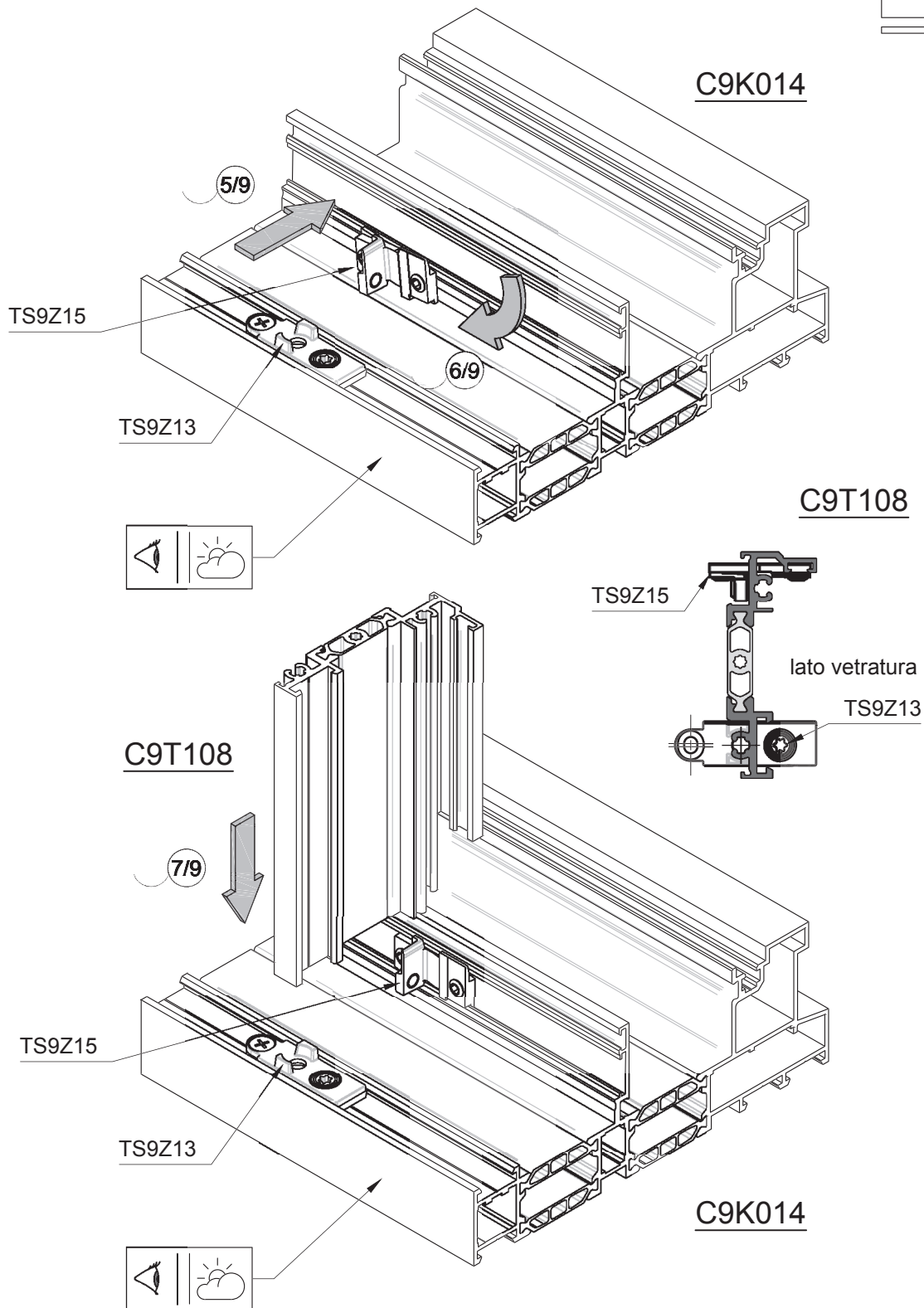
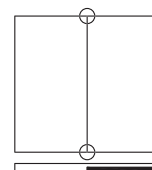
 C160S-ASS-2811

Rispetto dell'ordine di montaggio: TS9Z13 per l'allineamento con Ø6, morsetto e fissaggio con vite.

1 Binario (C9K014) - Tagli 45° - Incontro ridotto

ASSEMBLAGGIO CAVALLOTTO TS9Z15

2 / 3



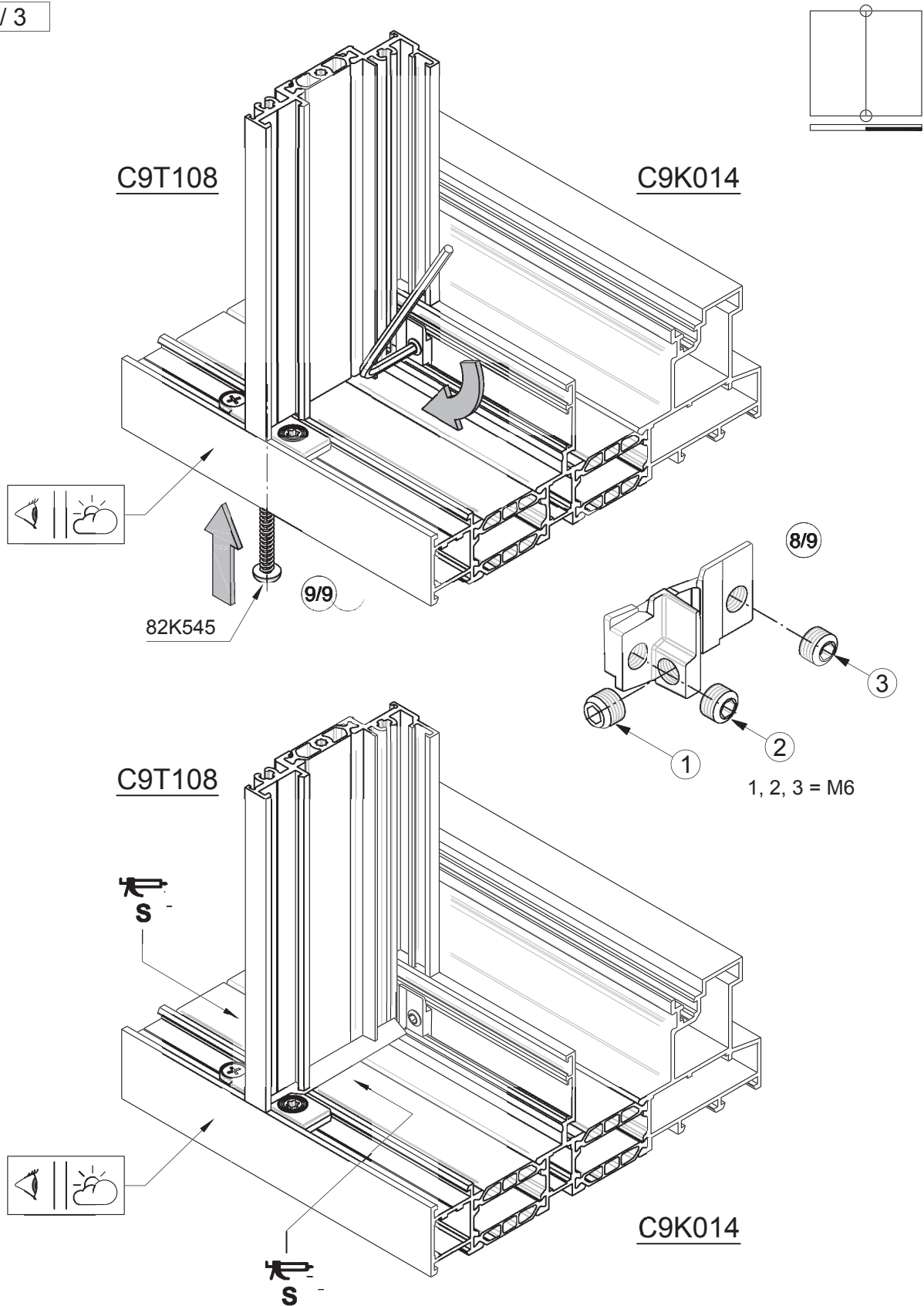
 **C160S-ASS-2812**

Rispetto dell'ordine di montaggio: vedi disegno.

1 Binario (C9K014) - Tagli 45° - Incontro ridotto

ASSEMBLAGGIO C9T108 - FINALIZZAZIONE FISSAGGIO + SIGILLATURA

3 / 3

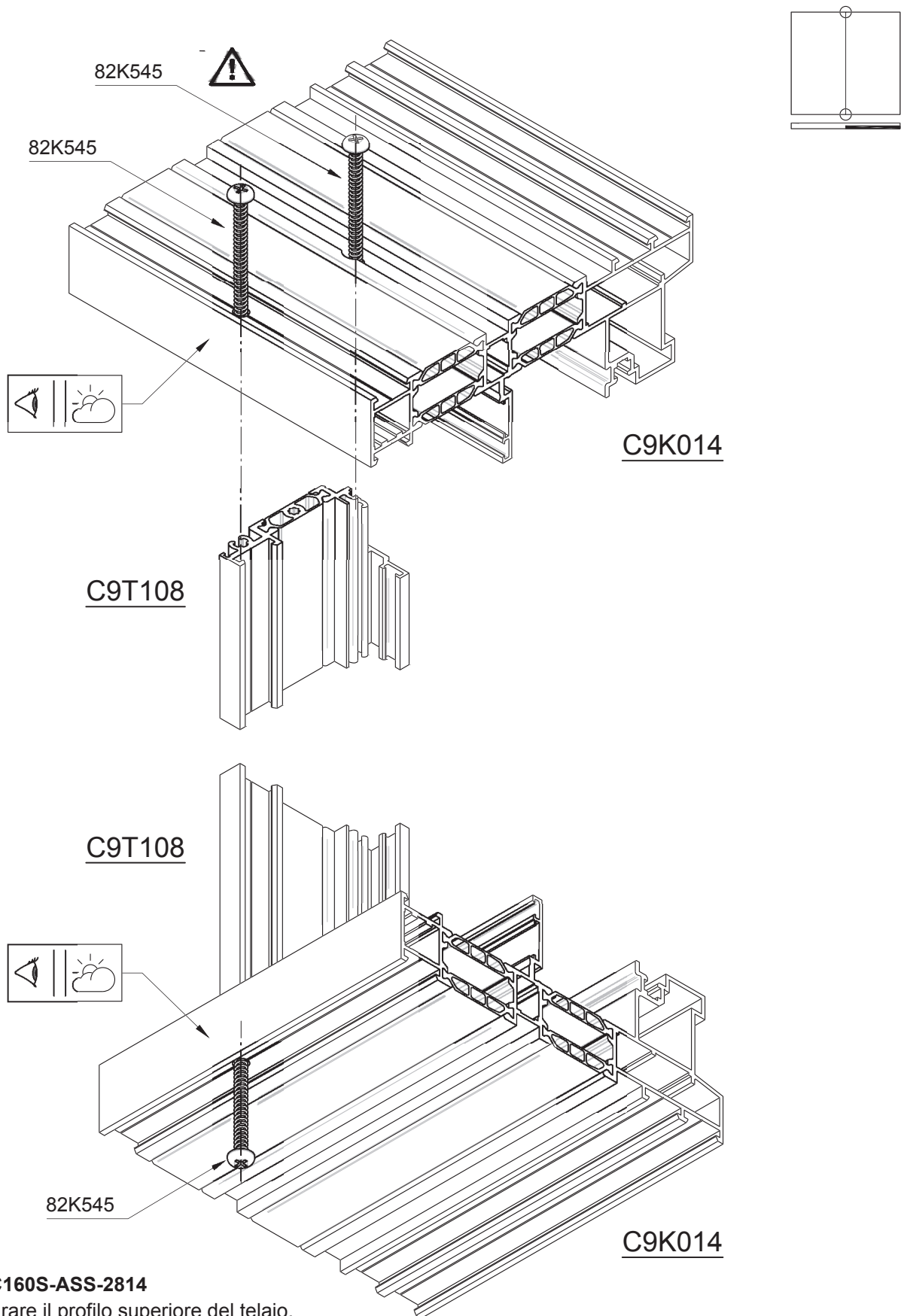


 C160S-ASS-2813

Rispetto dell'ordine di montaggio: vedi disegno.

1 Binario (C9K014) - Tagli 45° - Incontro ridotto

FISSAGGIO C9T108: TRASPORTO



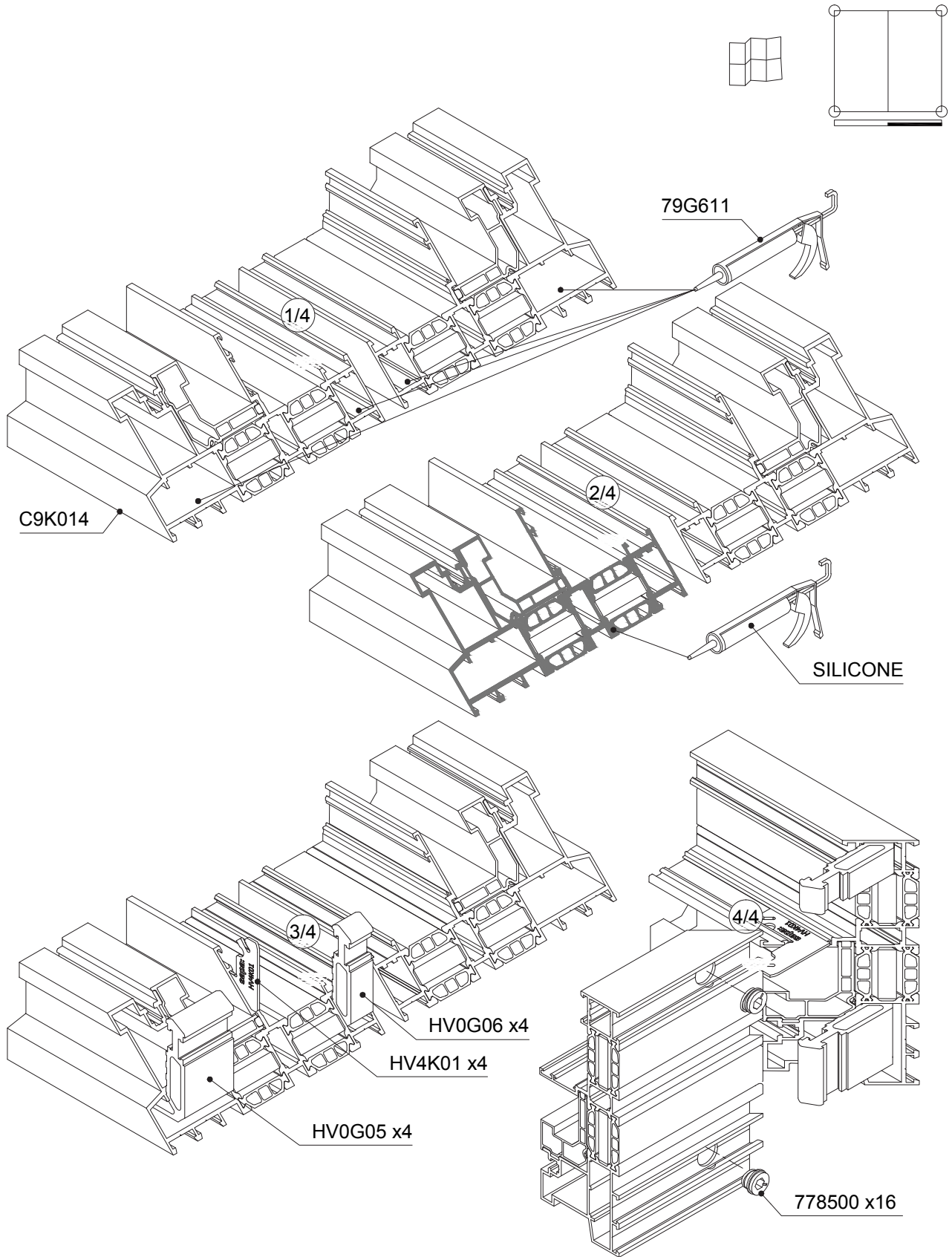
 **C160S-ASS-2814**

Non tirare il profilo superiore del telaio.

Domal C160 Smartline

1 Binario (C9K014) - Tagli 45° - Incontro ridotto

ASSEMBLAGGIO TELAIO C9K014 CON SQUADRETTE

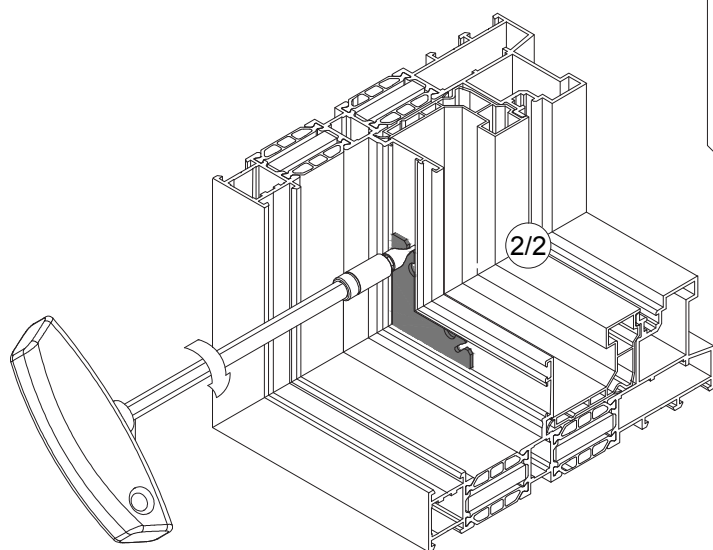
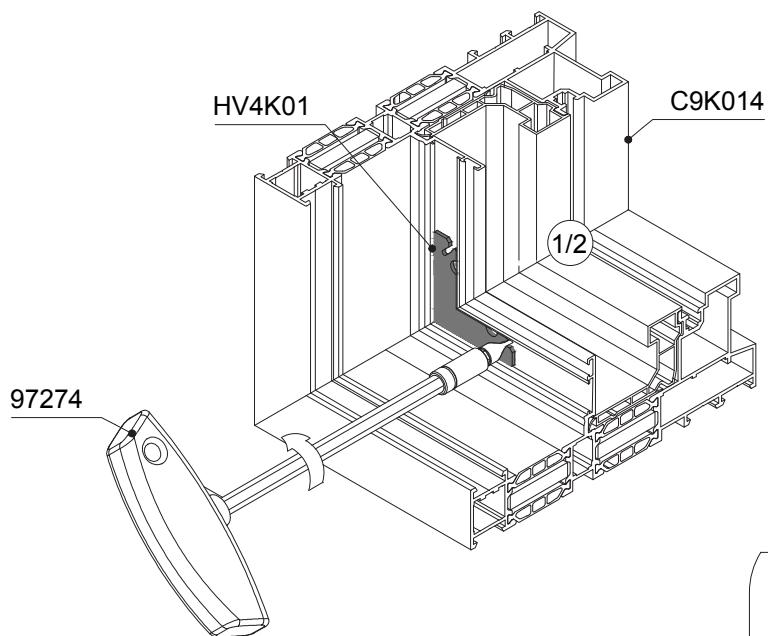
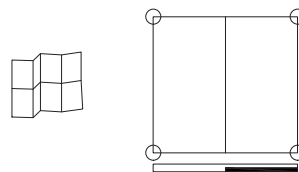


 C160-ASS-938

I rostri vanno inseriti nel profilato verticale C9K014 prima di questo passaggio.

1 Binario (C9K014) - Tagli 45° - Incontro ridotto

ASSEMBLAGGIO TELAIO C9K014 CON SQUADRETTE

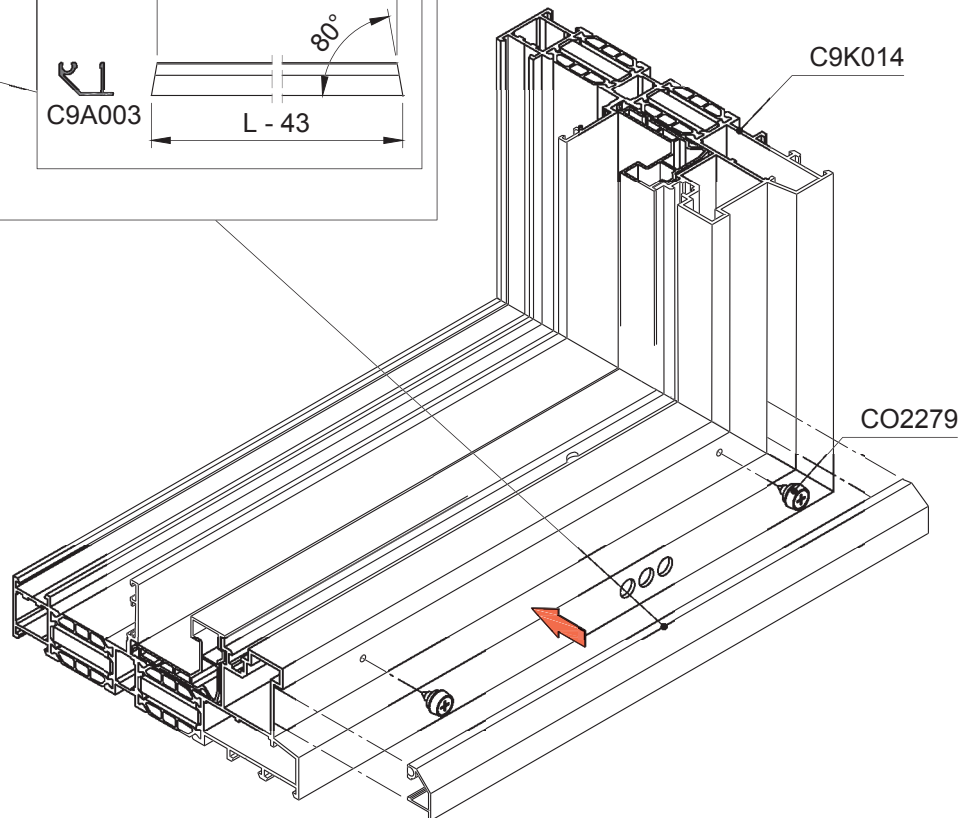
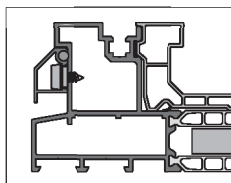
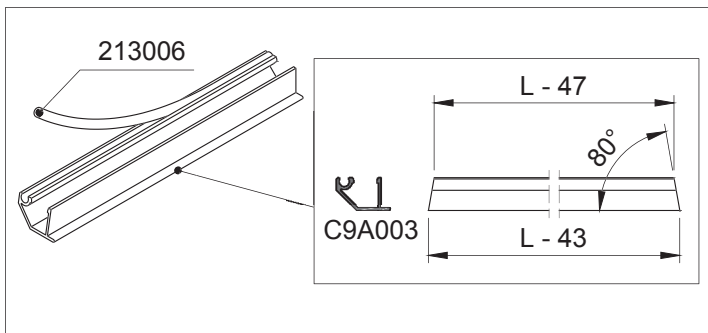
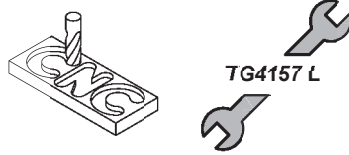
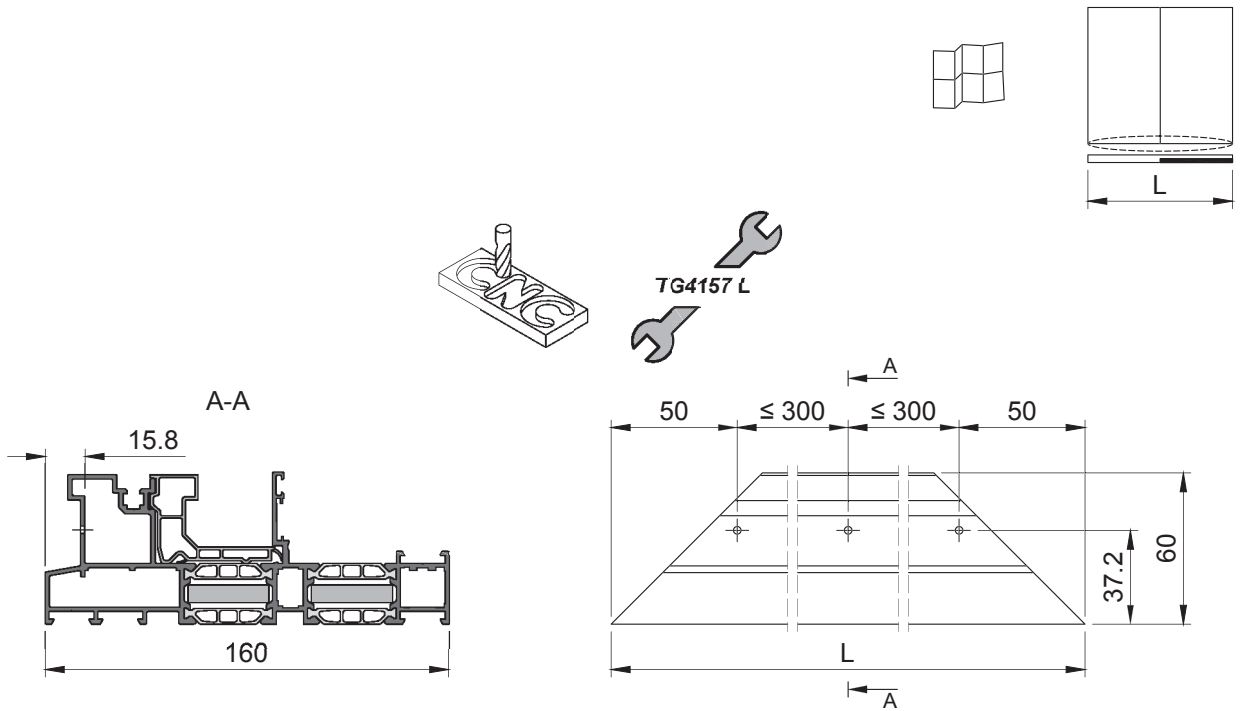


 C160-ASS-925

Domal C160 Smartline

1 Binario (C9K014) - Tagli 45° - Incontro ridotto

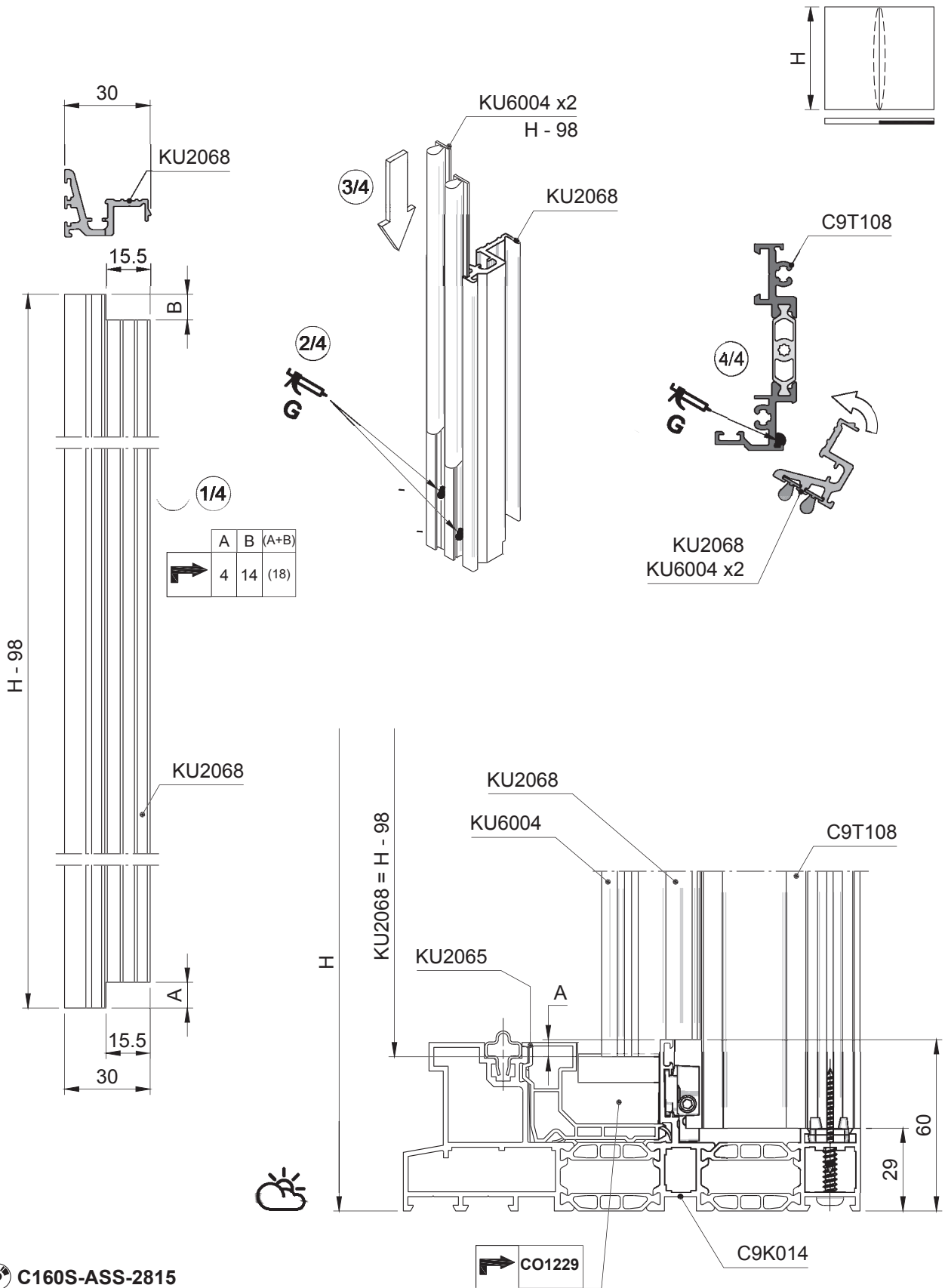
ASSEMBLAGGIO GOCCIOLATOIO



 C160-ASS-967

1 Binario (C9K014) - Tagli 45° - Incontro ridotto

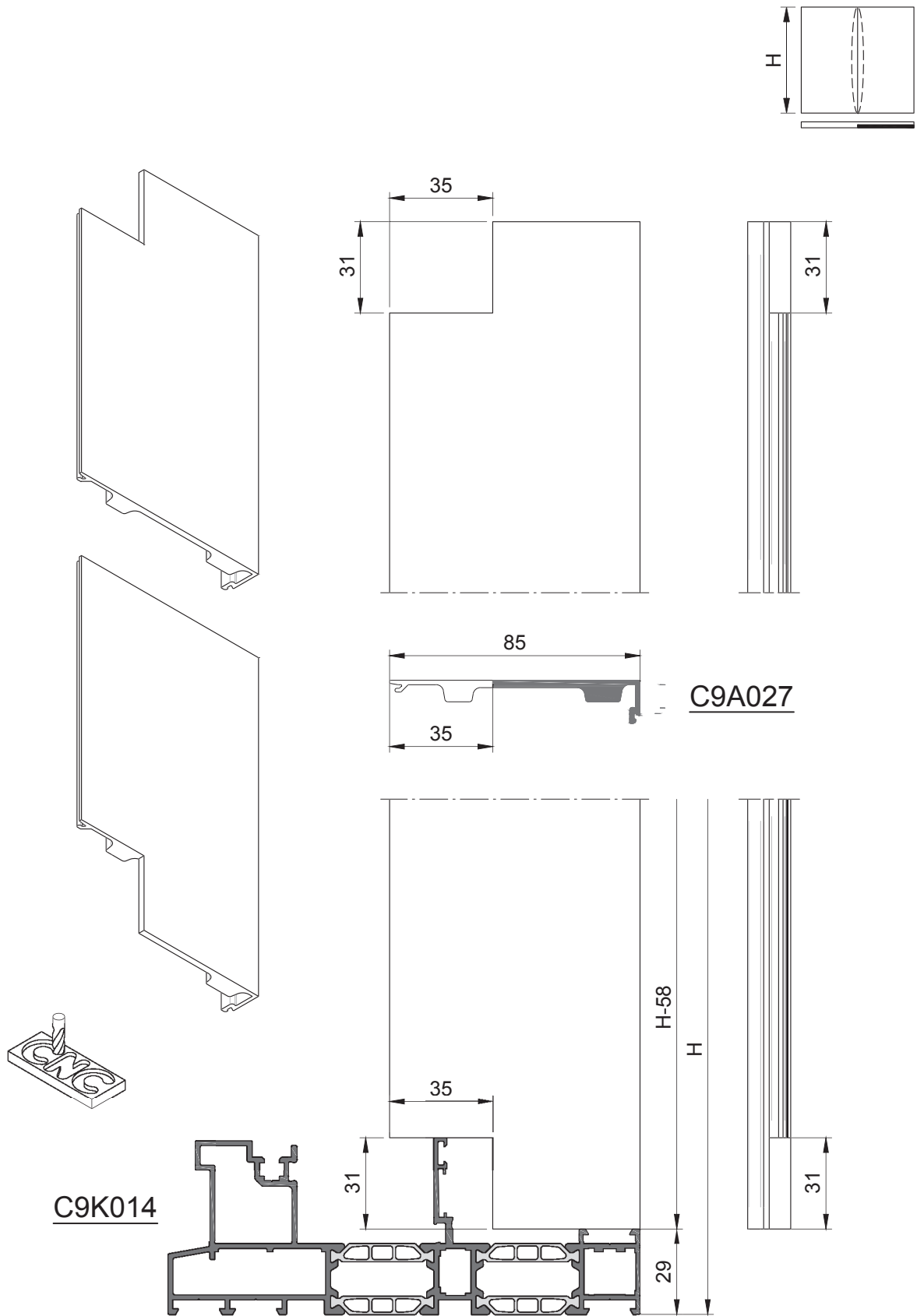
ASSEMBLAGGIO INCONTRO KU2068



Domal C160 Smartline

1 Binario (C9K014) - Tagli 45° - Incontro ridotto

LAVORAZIONE ED ASSEMBLAGGIO C9A027

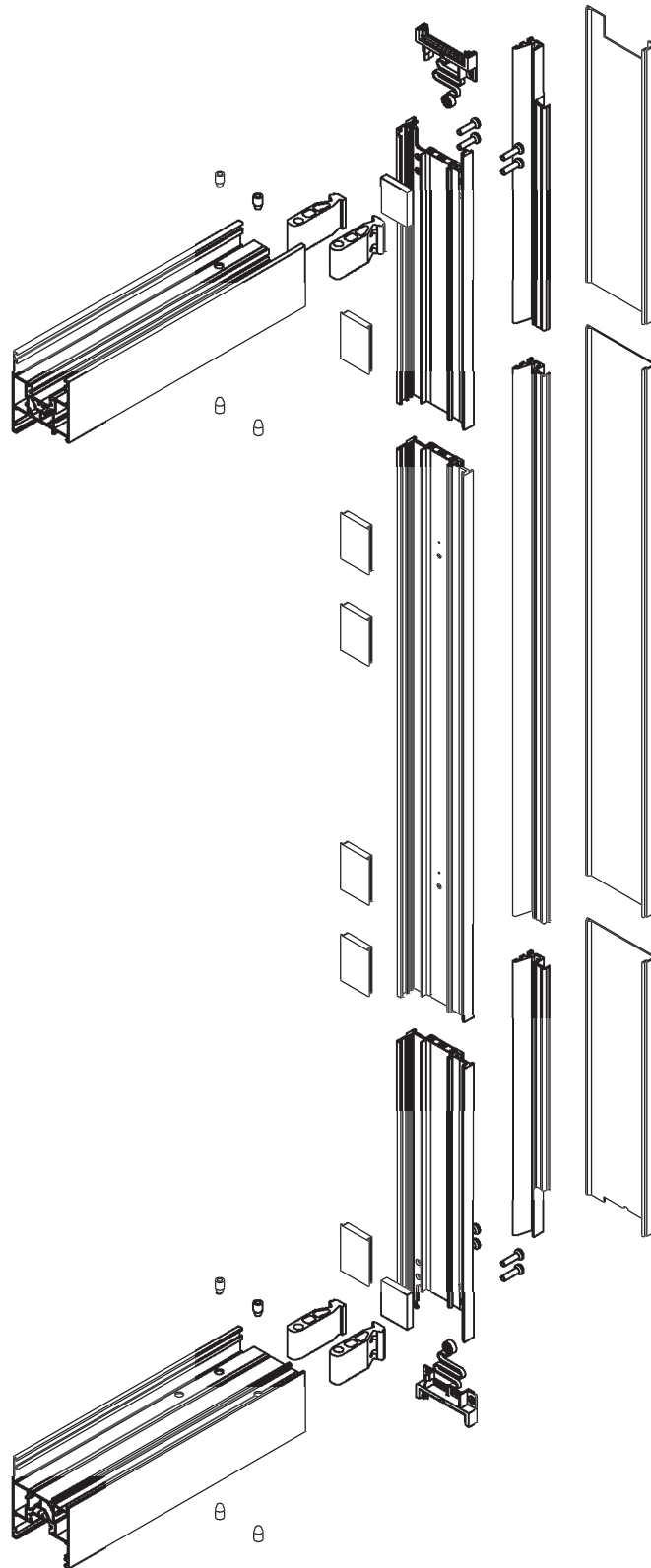


 C160S-ASS-2821

Lavorazione ed assemblaggio - Incontro ridotto

Panoramica assemblaggio	L461
Operazione su anta scorrevole ed alzante scorrevole	L462
Operazione su anta C9V101/C9V103 per squadrette - Spine coniche	L463
Operazione su anta C9V101/C9V103 per squadrette - Lato chiusura	L464
Operazione su profili verticali C9V107/C9V108/C9V109/C9V110 - Superiore ed inferiore	L465
Drenaggio profilo anta C9V101/C9V103	L466
Ventilazione profilo anta C9V107/C9V108/C9V109/C9V110	L467
Assemblaggio guarnizione anta RU0121 - Alzante scorrevole	L468
Operazione su profilo anta - Assemblaggio KU6004/RU0121 - Superiore ed inferiore	L469
Assemblaggio VS9975	L470
Assemblaggio anta - Assemblaggio squadretta - Alzante scorrevole e scorrevole	L471
Assemblaggio guarnizione di supporto VS9977	L472
Lavorazione KU2068	L473
Lavorazione C9A016 - C9A026	L474
Assemblaggio KU2068 e KU6004	L475
Assemblaggio CO1227 e CO1230	L476
Operazione rinforzo anta C9V109	L477
Operazione rinforzo anta C9V110	L478
Posizionamento VS9501/VS9502 su C9V109/C9V110	L479

PANORAMICA ASSEMBLAGGIO

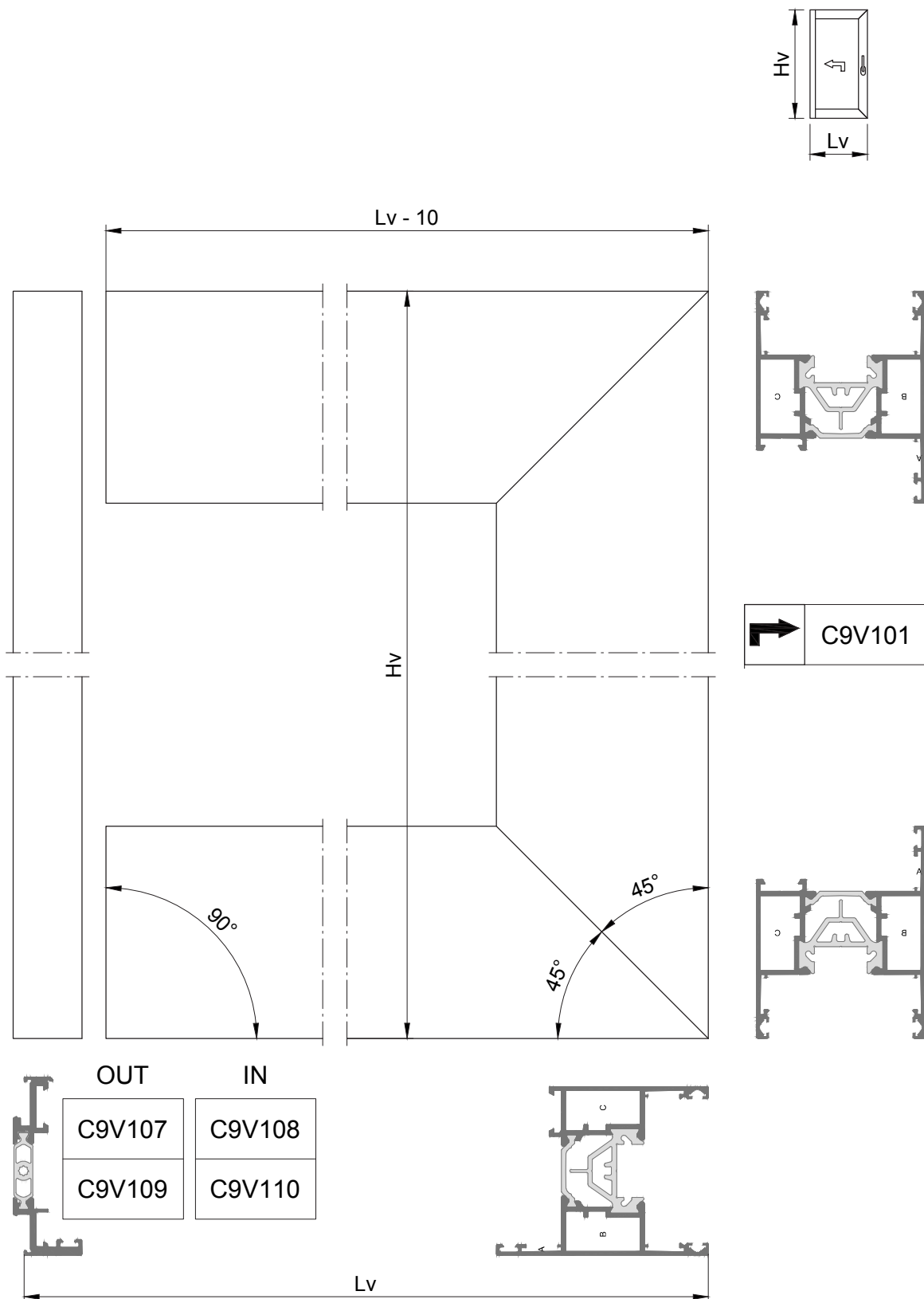


 C160S-ASS-2900

Lavorazione ed assemblaggio anta - Incontro ridotto

OPERAZIONE SU ANTA ALZANTE SCORREVOLE

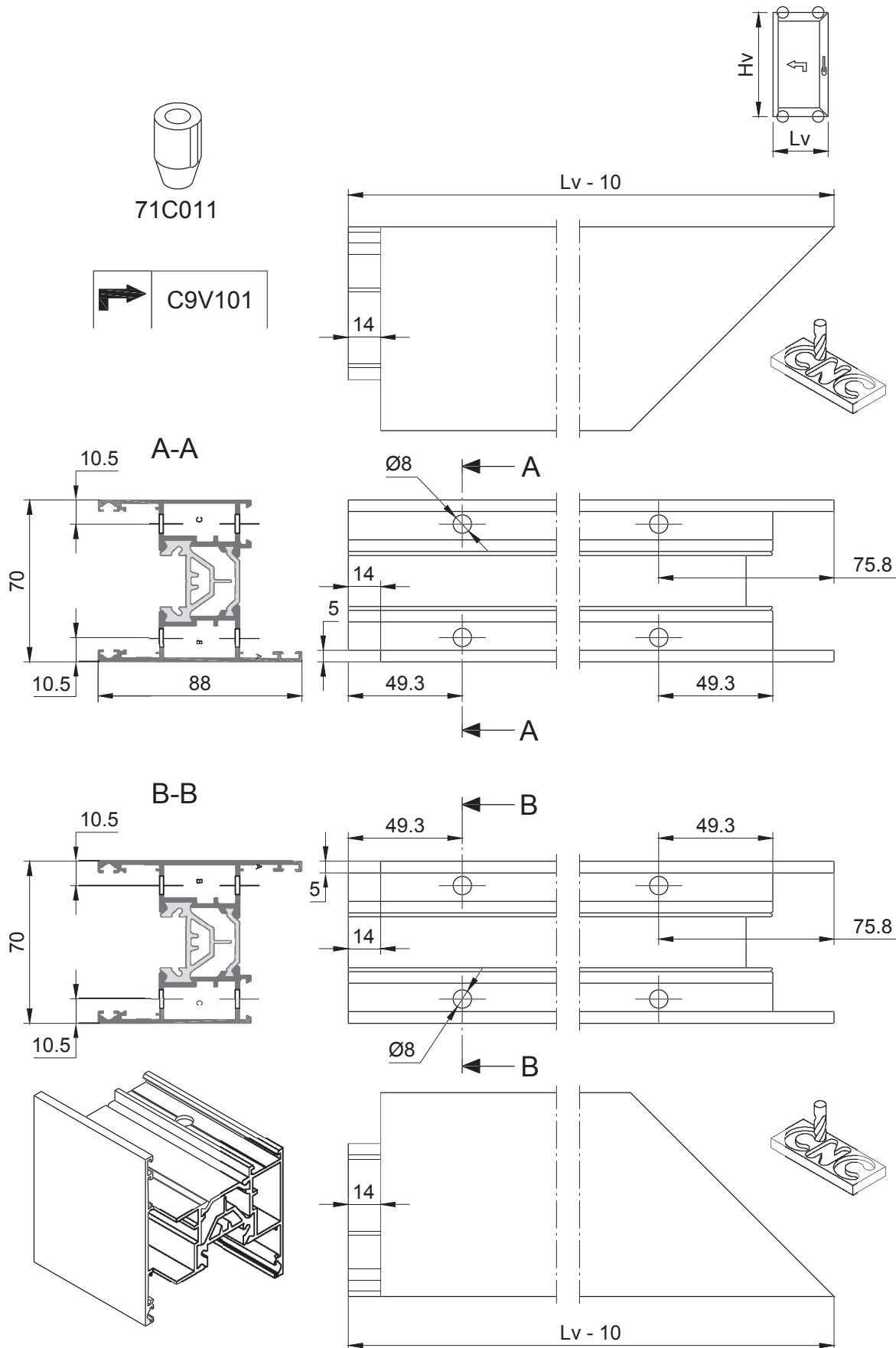
L - Ferramenta e disegni assemblaggio



 C160S-ASS-2901

Lavorazione ed assemblaggio anta - Incontro ridotto

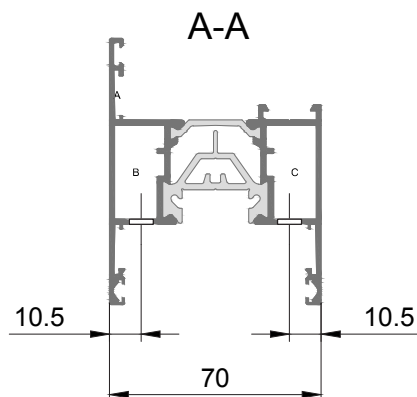
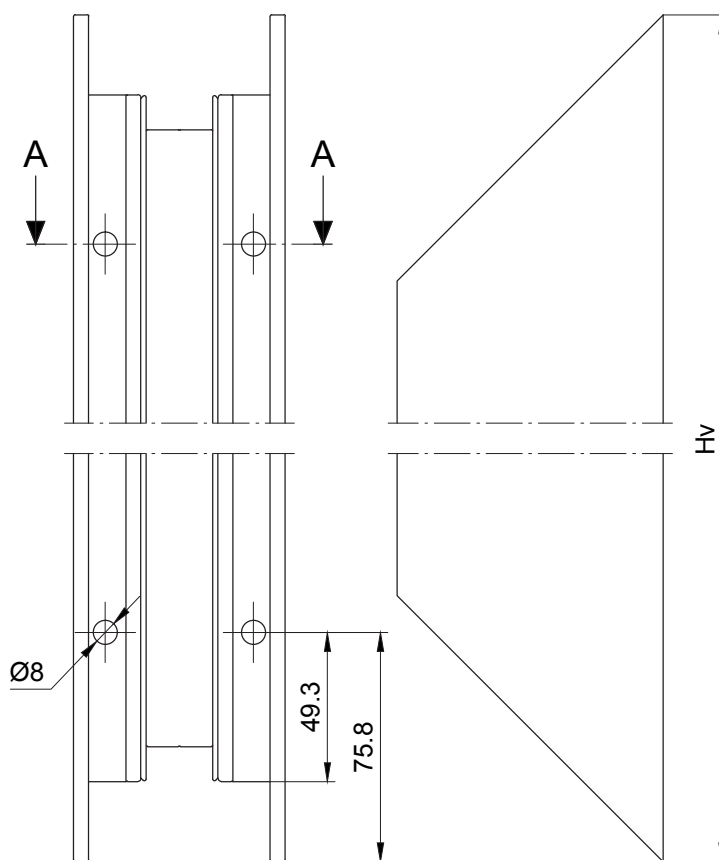
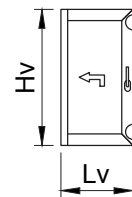
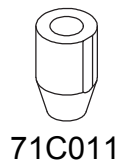
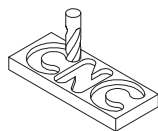
OPERAZIONE SU ANTA C9V101 PER SQUADRETTE - SPINE CONICHE



 C160S-ASS-2902

Lavorazione ed assemblaggio anta - Incontro ridotto

OPERAZIONE SU ANTA C9V101 PER SQUADRETTE - LATO CHIUSURA

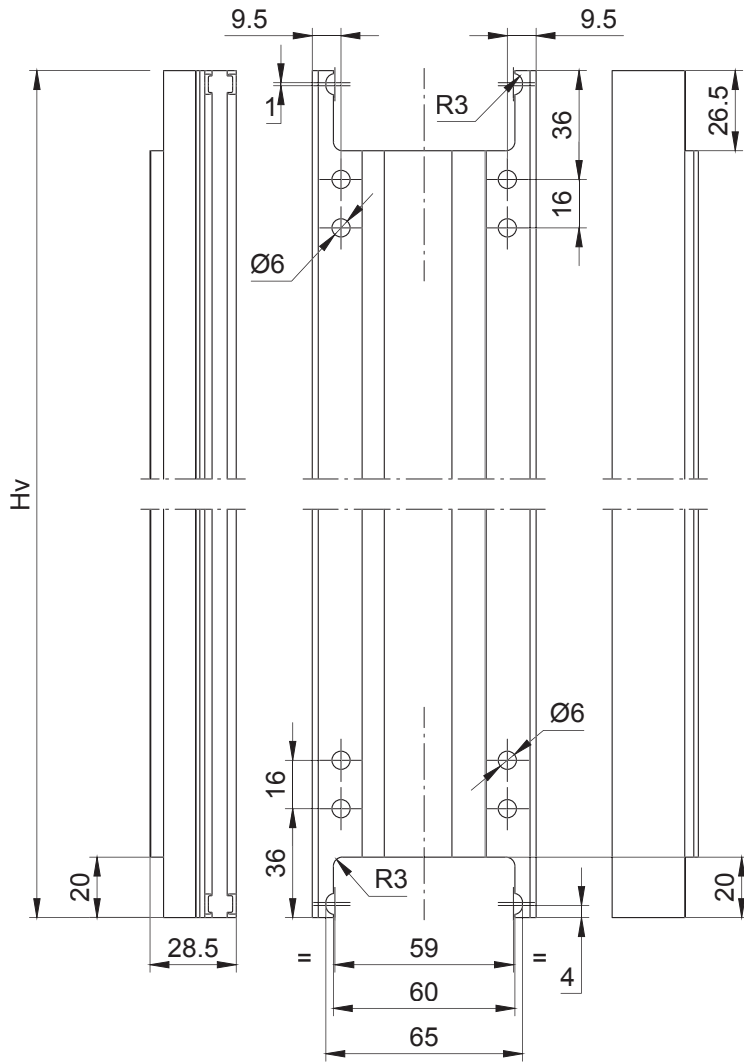
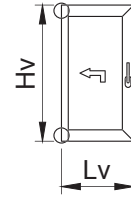


 C160S-ASS-2903

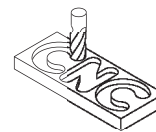
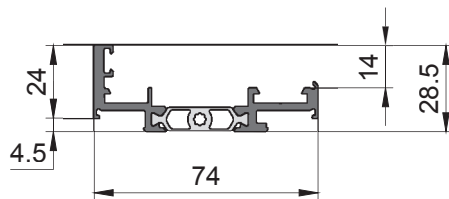
Domal C160 Smartline

Lavorazione ed assemblaggio anta - Incontro ridotto

OPERAZIONE SUI PROFILI VERTICALI C9V107/C9V108/C9V109/C9V110 - SUPERIORE ED INFERIORE



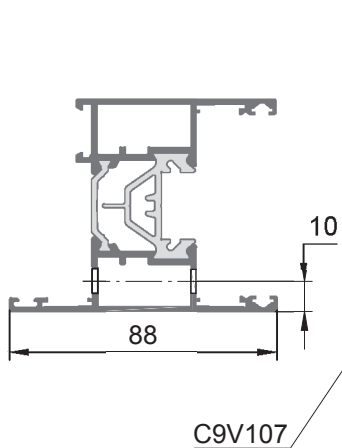
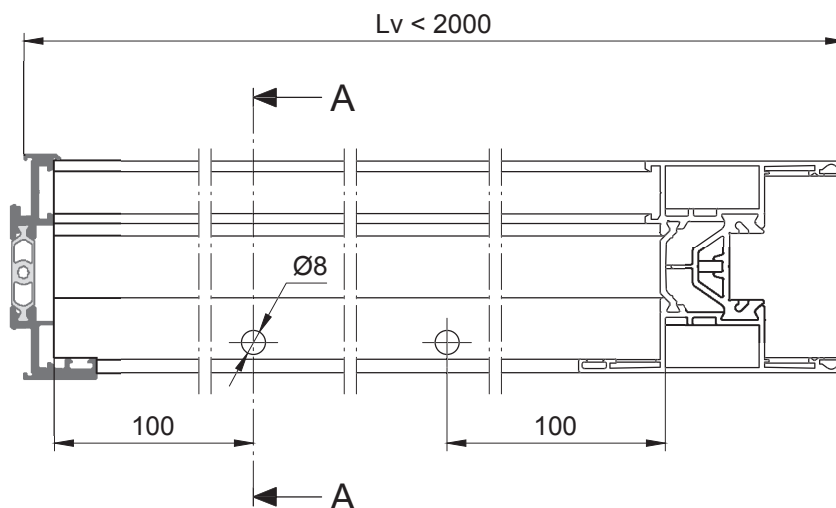

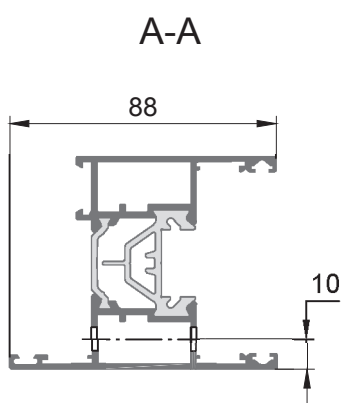
C9V107
C9V108
C9V109
C9V110



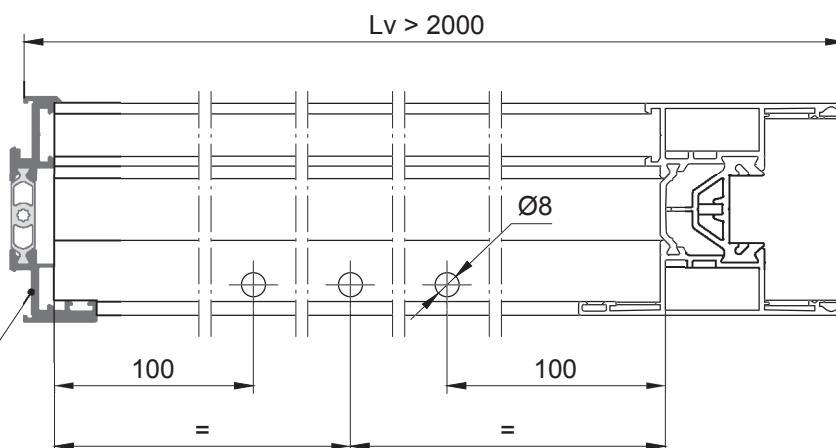
 C160S-ASS-2904

Lavorazione ed assemblaggio anta - Incontro ridotto

DRENAGGIO PROFILO ANTA C9V101



C9V107

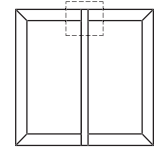
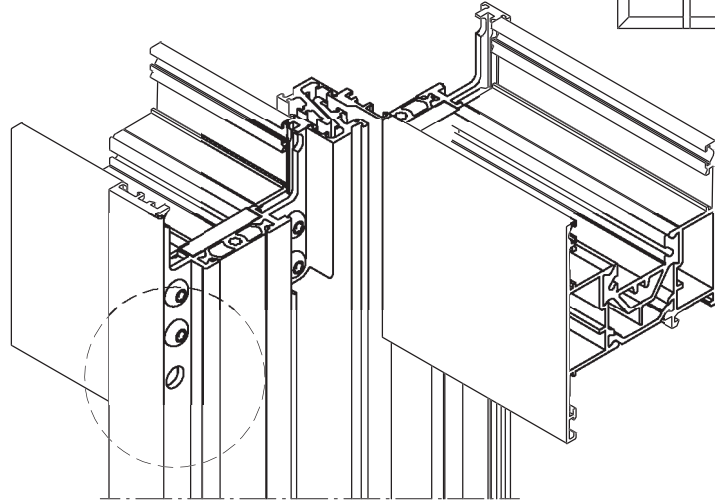
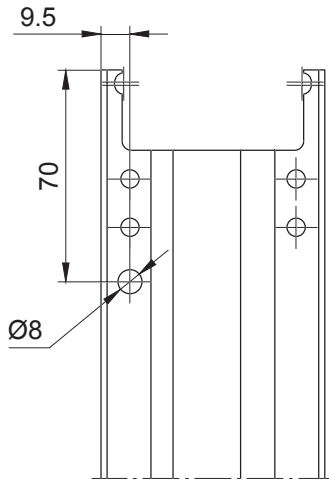


 C160S-ASS-2906

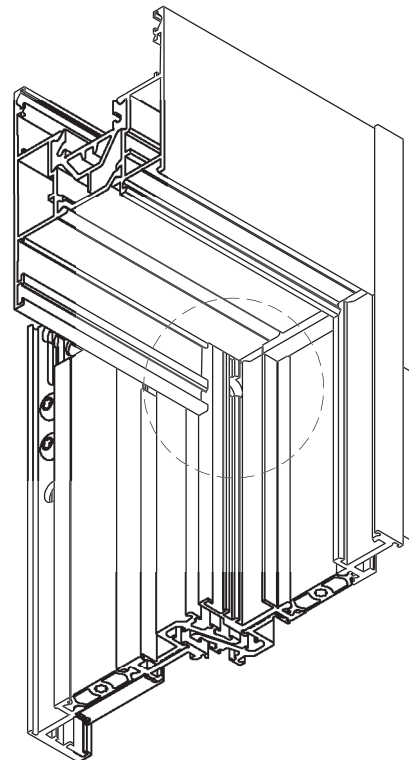
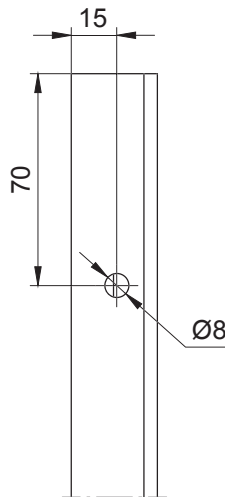
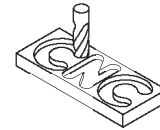
Domal C160 Smartline

Lavorazione ed assemblaggio anta - Incontro ridotto

VENTILAZIONE PROFILO ANTA C9V107/C9V108/C9V109/C9V110



C9V107
C9V109



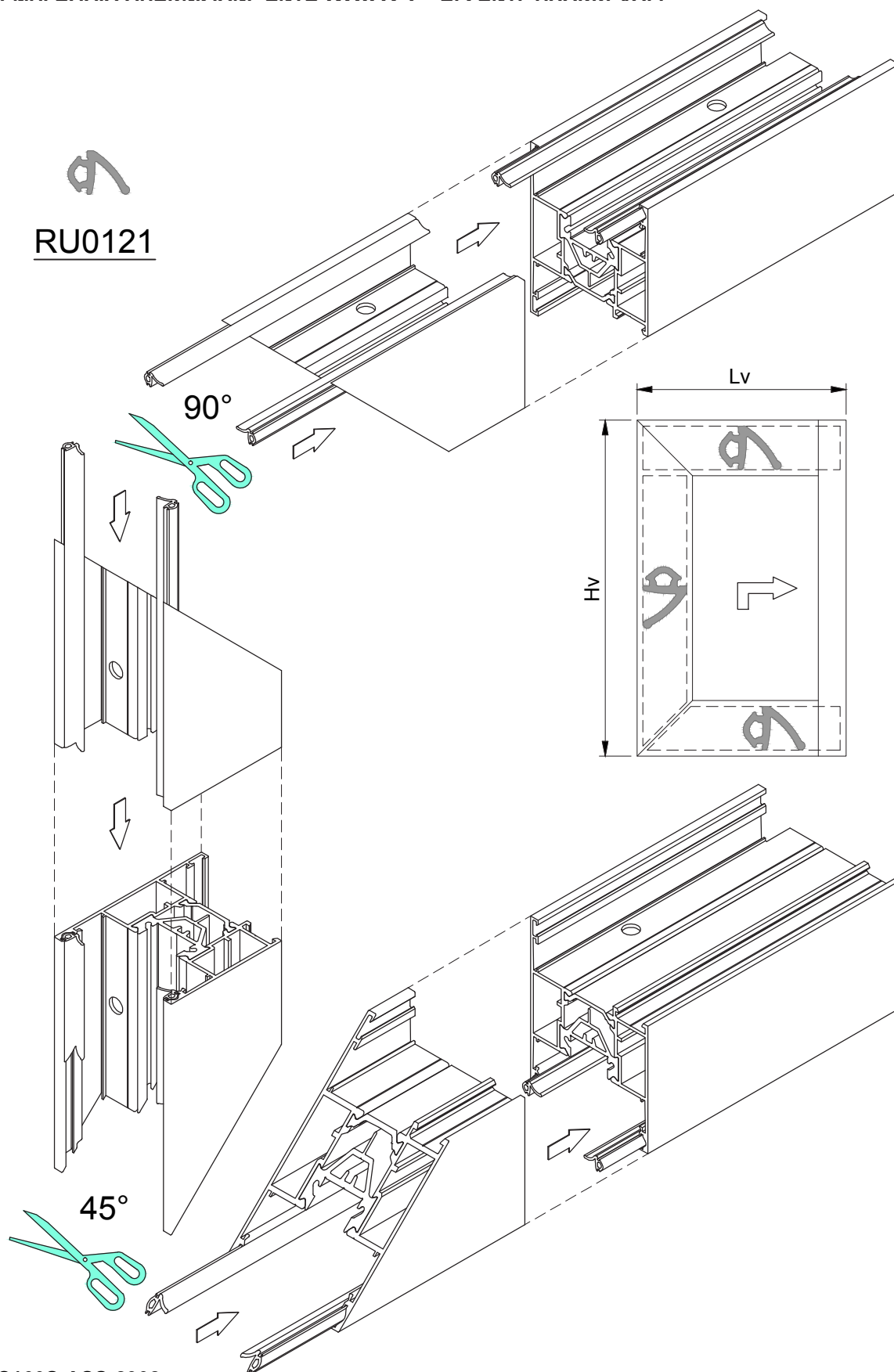
C9V108
C9V110



 C160S-ASS-2907

Lavorazione ed assemblaggio anta - Incontro ridotto

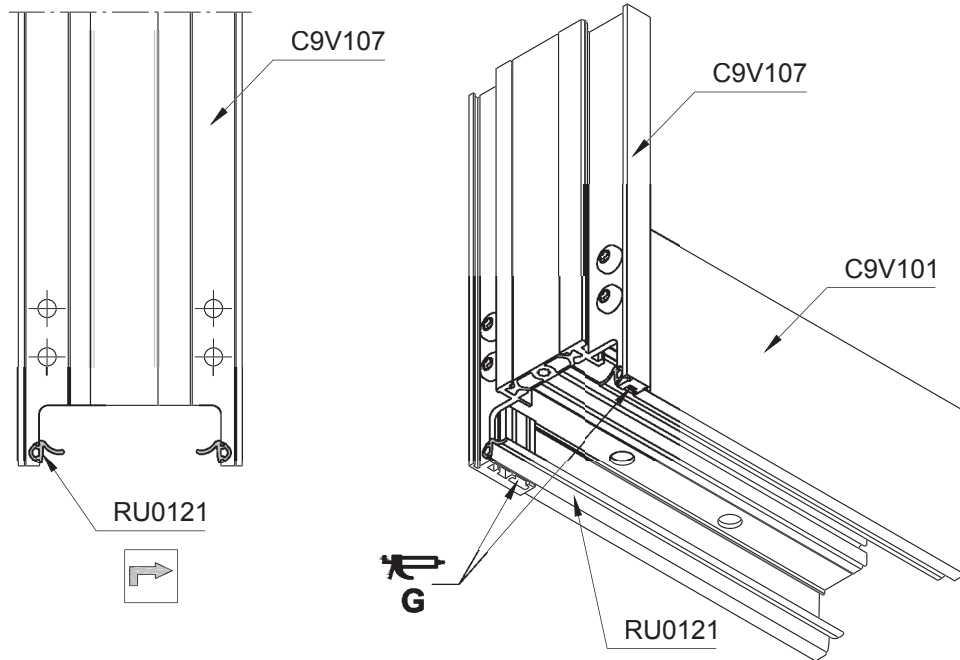
ASSEMBRI AGGIO GIARNIZIONE ANTA RU0121 - ALZANTE SCORREVOLI F



 C160S-ASS-2908

Lavorazione ed assemblaggio anta - Incontro ridotto

OPERAZIONE SU PROFILO ANTA - ASSEMBLAGGIO RU0121 - SUPERIORE ED INFERIORE

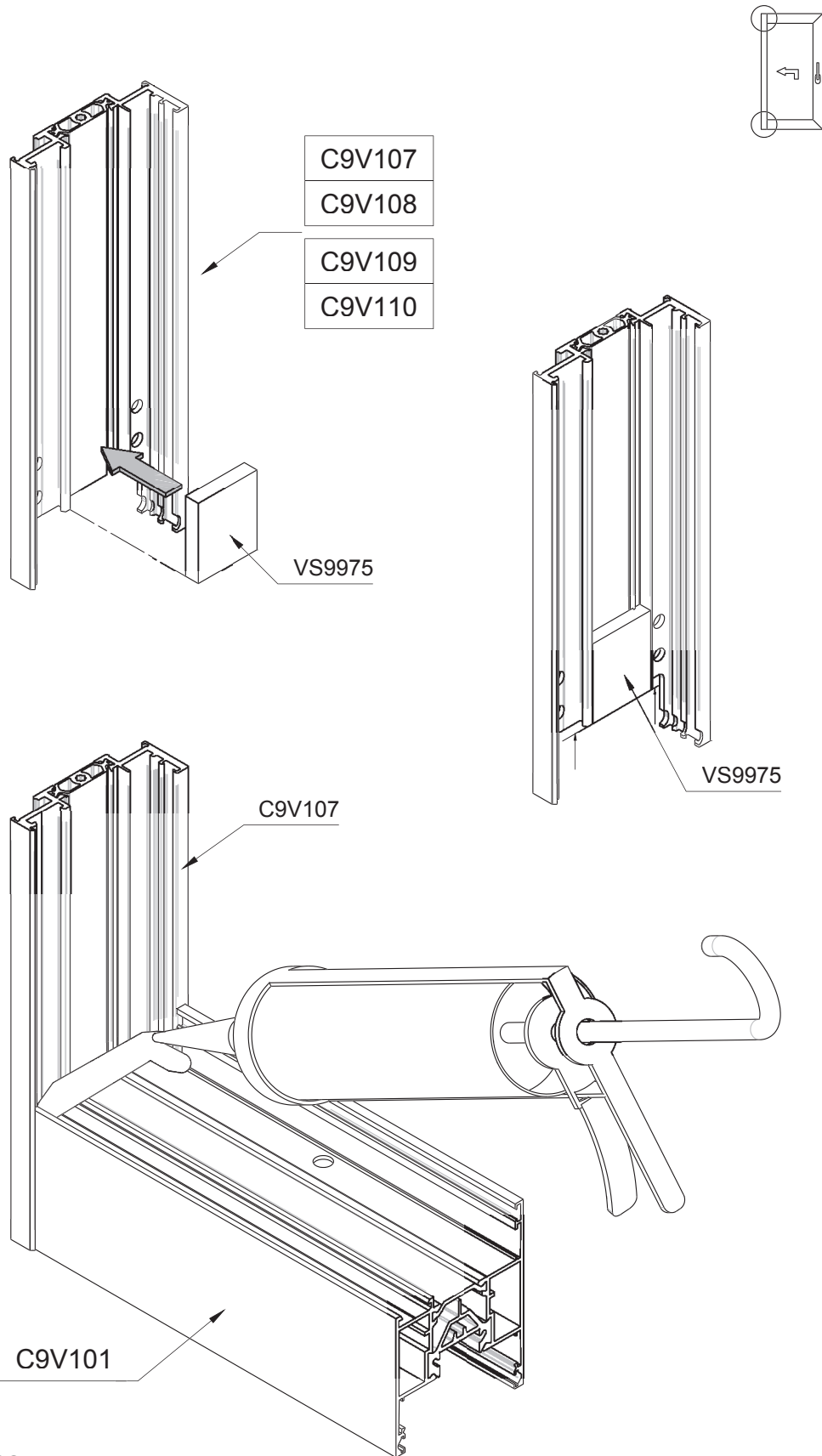


 **C160S-ASS-2905**

G: colla extra per fissare la guarnizione.

Lavorazione ed assemblaggio anta - Incontro ridotto

ASSEMBLAGGIO VS9975

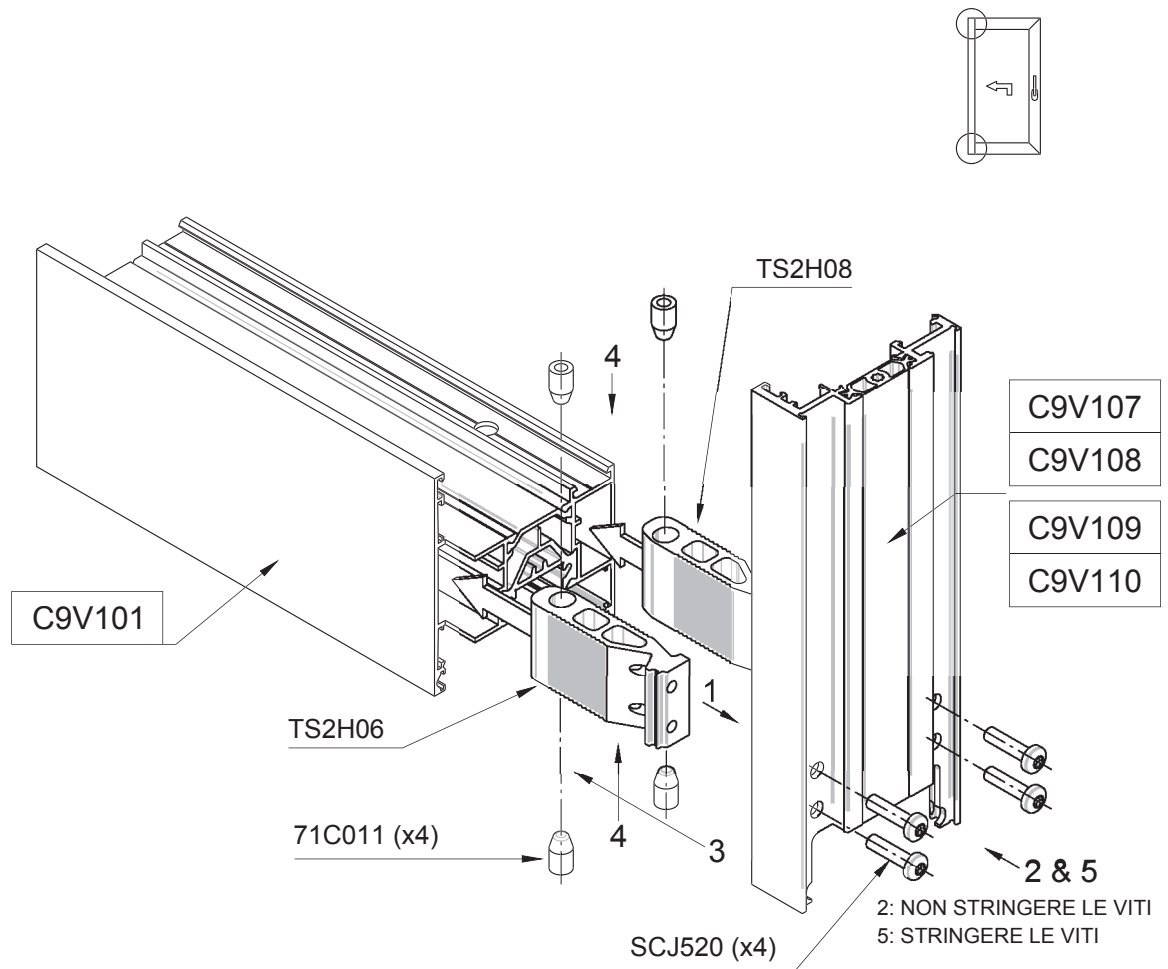


L - Ferramenta e disegni assemblaggio

 C160S-ASS-2910

Lavorazione ed assemblaggio anta - Incontro ridotto

ASSEMBLAGGIO ANTA - ASSEMBLAGGIO SQUADRETTA - ALZANTE SCORREVOLE



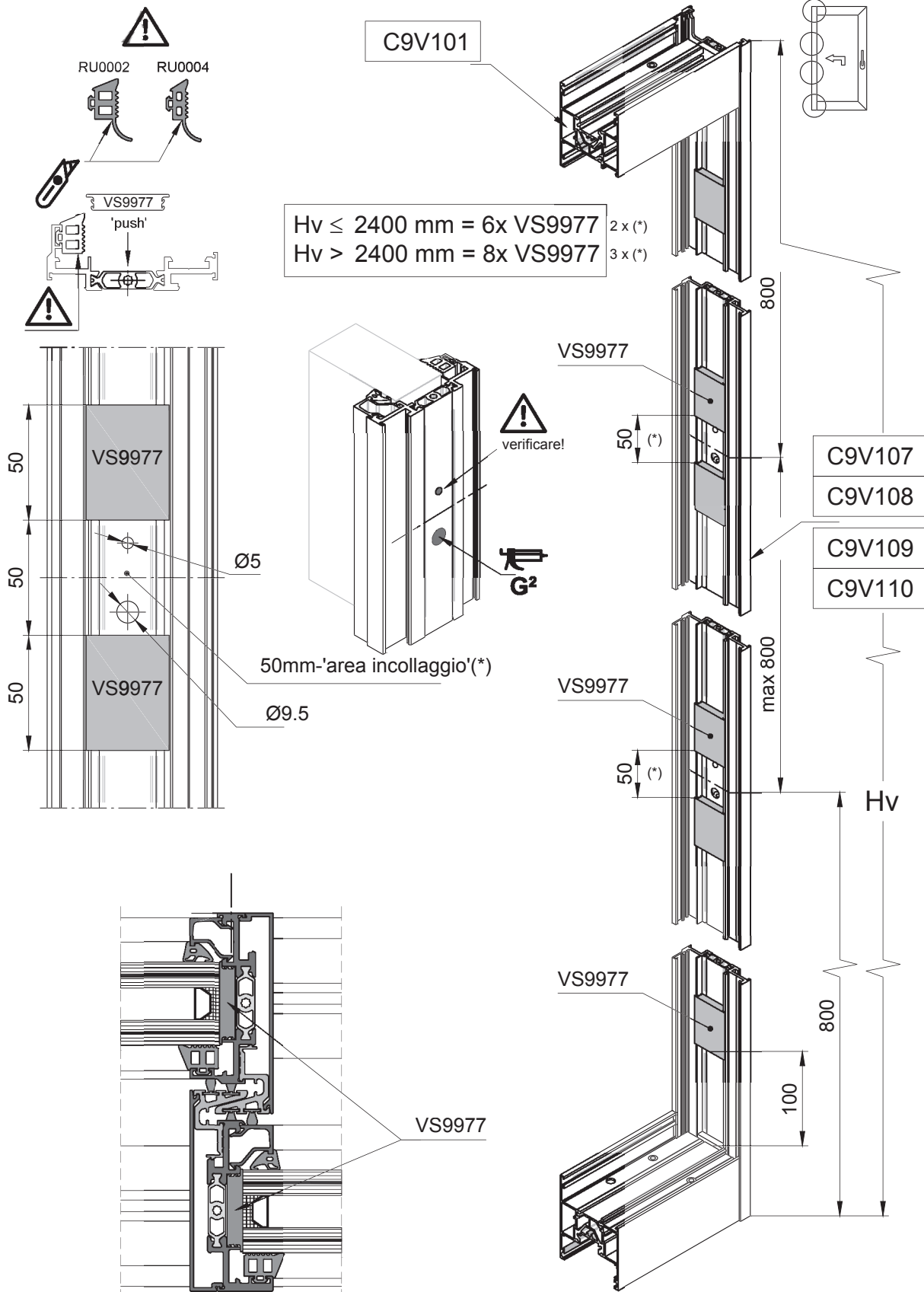
SEQUENZA DI MONTAGGIO DEI CAVALLOTTI:

- 1: INSERIRE IL CAVALLOTTO NELLA CAVA DEL MONTANTE CENTRALE
- 2: AVVITARE LEGGERMENTE LE VITI TRA IL MONTANTE CENTRALE ED IL CAVALLOTTO, SENZA STRINGERLE
- 3: INSERIRE IL PROFILO ANTA SUPERIORE/INFERIORE NEI CAVALLOTTI
- 4: SPINARE SOPRA E SOTTO I CAVALLOTTI
- 5: STRINGERE LE VITI

 C160S-ASS-2911

Lavorazione ed assemblaggio anta - Incontro ridotto

ASSEMBLAGGIO GUARNIZIONE DI SUPPORTO VS9977

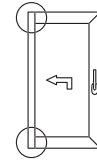


C160S-ASS-2912

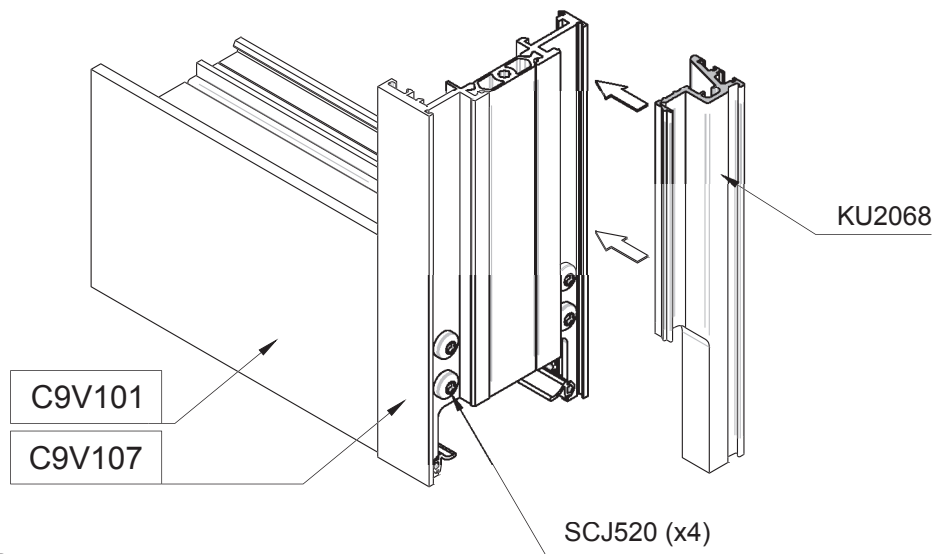

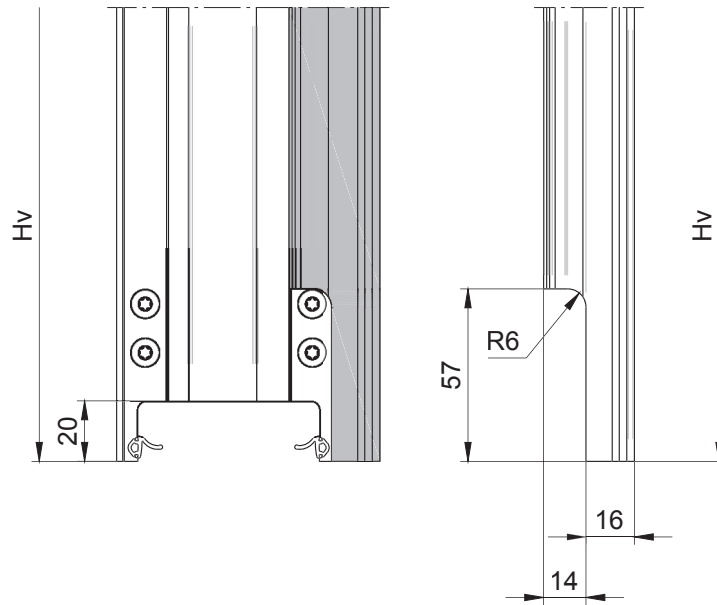
1. Parti in EPDM con interasse di 5 cm, 2. Praticare fori 1xØ9.5 + 1xØ5 mm (per montaggio vetro), 3. Assemblaggio vetro, 4. Incollare con colla KM0002 fino a quando la stessa non passa attraverso un piccolo foro.

Lavorazione ed assemblaggio anta - Incontro ridotto

LAVORAZIONE KU2068



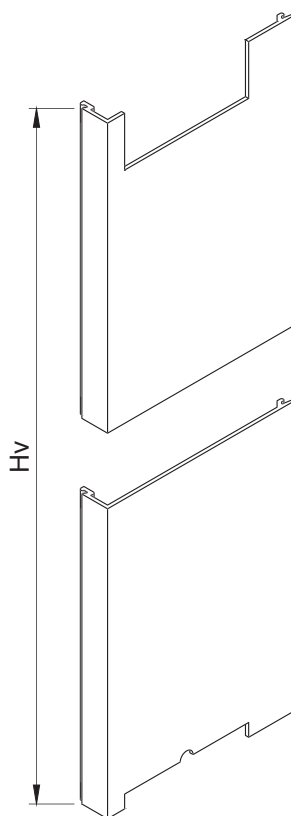
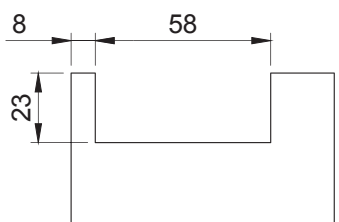
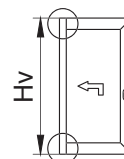
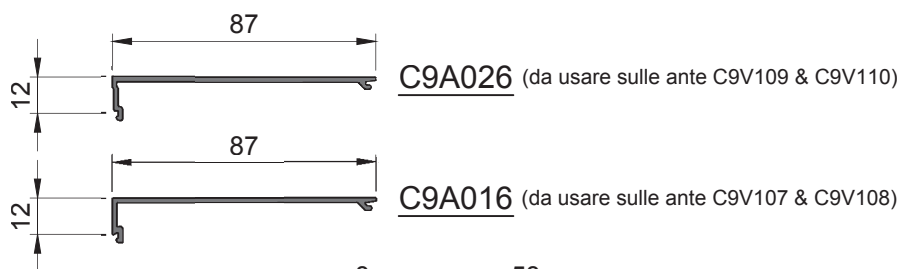
KU2068



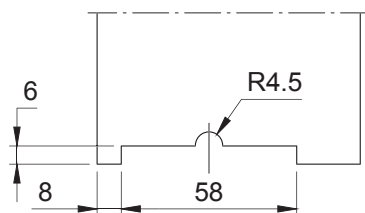

 C160S-ASS-2913

Lavorazione ed assemblaggio anta - Incontro ridotto

LAVORAZIONE C9A016-C9A026



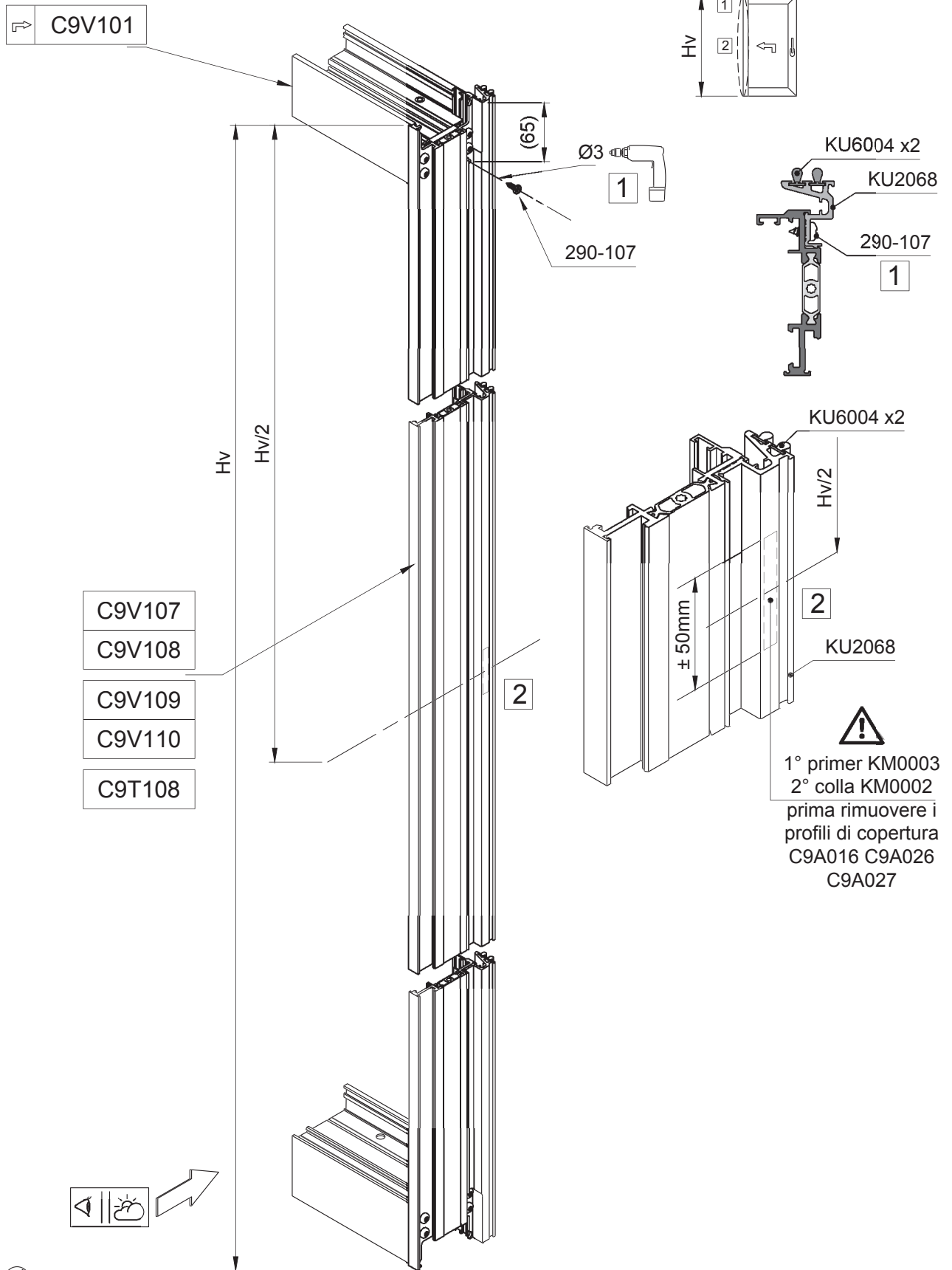
Viste 3D mostrate su
C9A016!
Operazioni identiche
per C9A026!



 C160S-ASS-2914

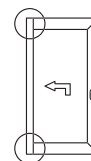
Lavorazione ed assemblaggio anta - Incontro ridotto

ASSEMBLAGGIO KU2068 E KU6004



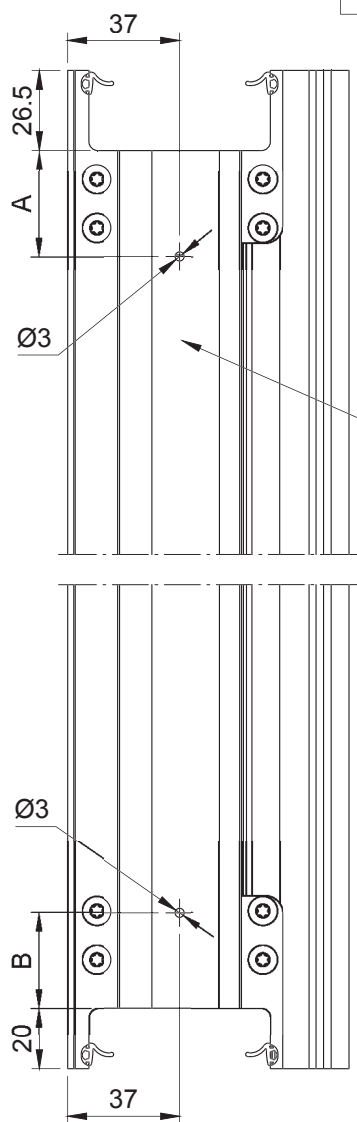
Lavorazione ed assemblaggio anta - Incontro ridotto

ASSEMBLAGGIO CO1227 E CO1230



A

35 mm



B

31.5 mm

C9V101

CO1227

82L416

- C9V107
- C9V108
- C9V109
- C9V110

C9V101

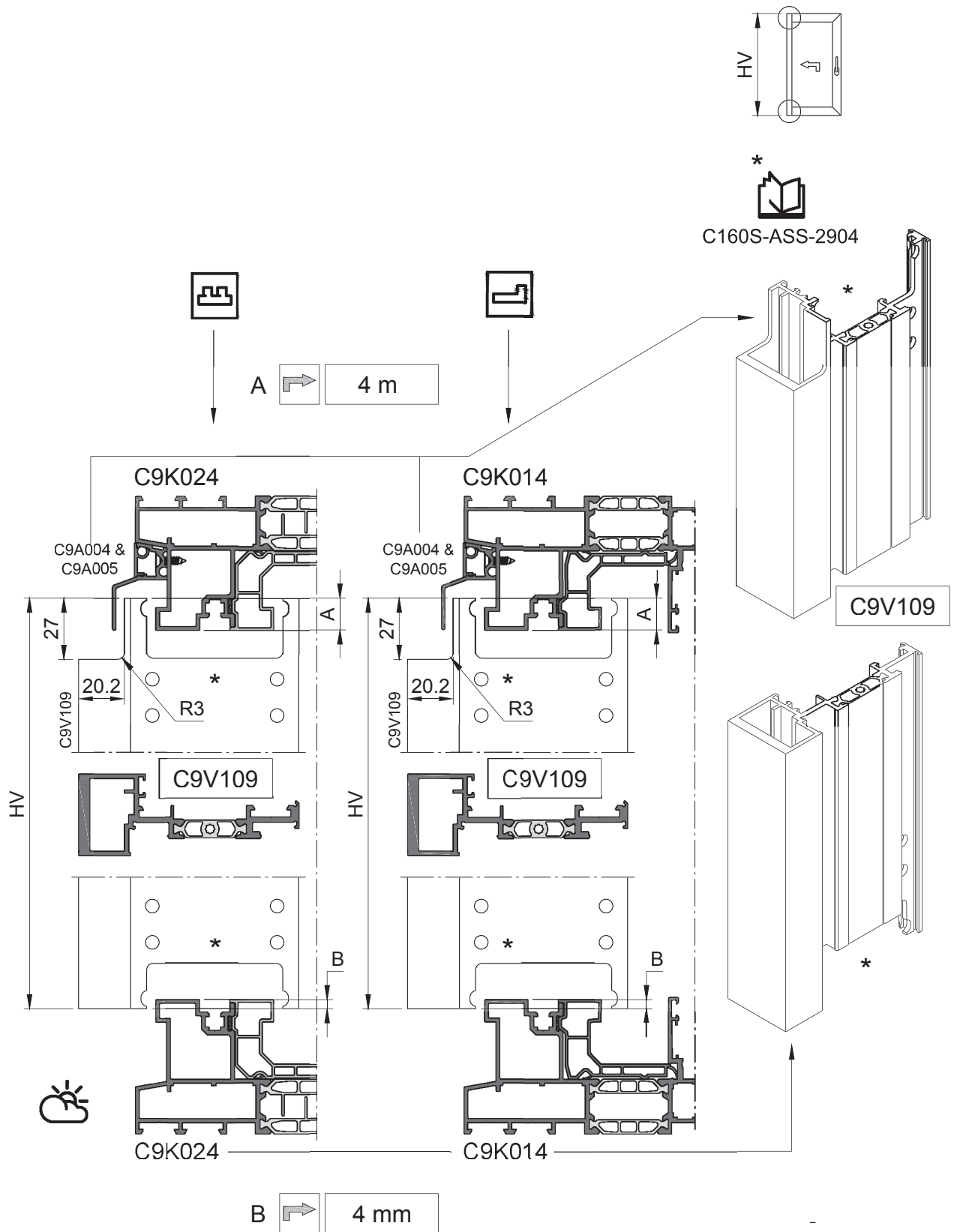
82L416

CO1230

 C160S-ASS-2916

Lavorazione ed assemblaggio anta - Incontro ridotto

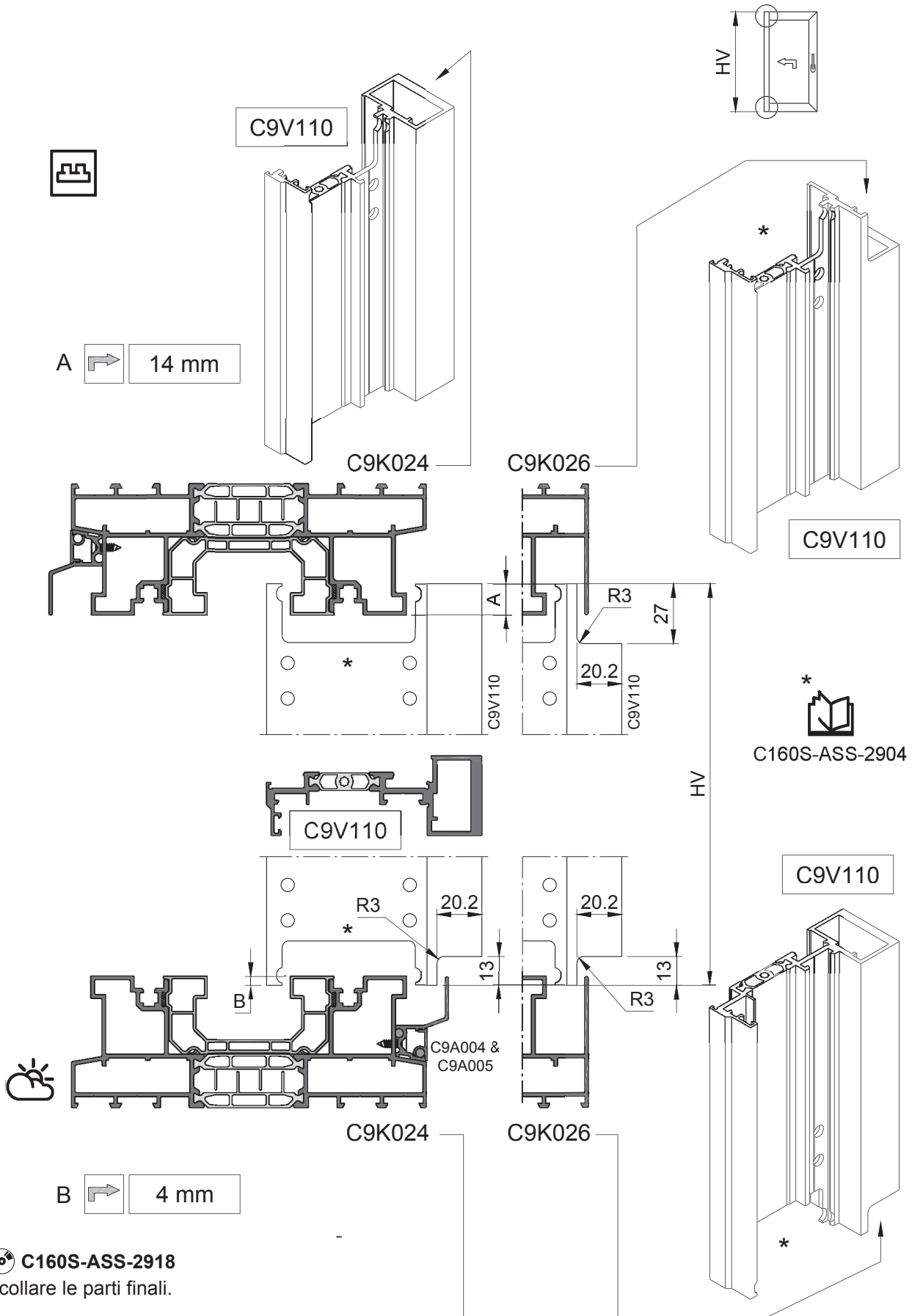
OPERAZIONE RINFORZO ANTA C9V109



 C160S-ASS-2917

Lavorazione ed assemblaggio anta - Incontro ridotto

OPERAZIONE RINFORZO ANTA C9V110

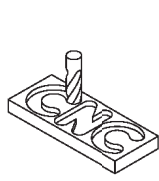


L - Ferramenta e disegni assemblaggio

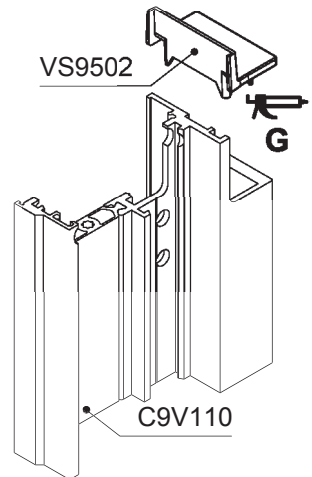
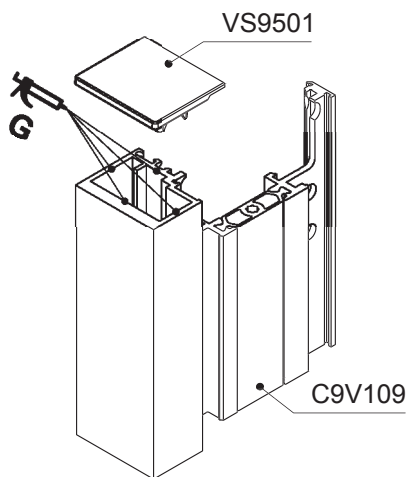
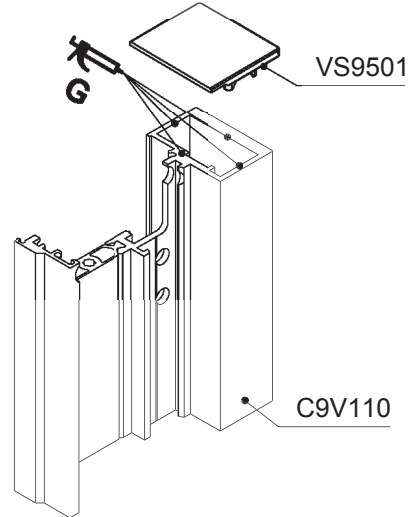
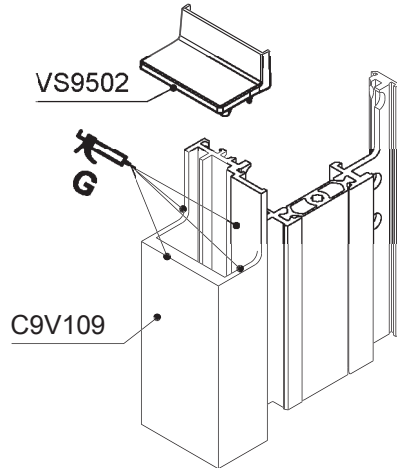
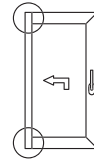
C160S-ASS-2918
Incollare le parti finali.

Lavorazione ed assemblaggio anta - Incontro ridotto

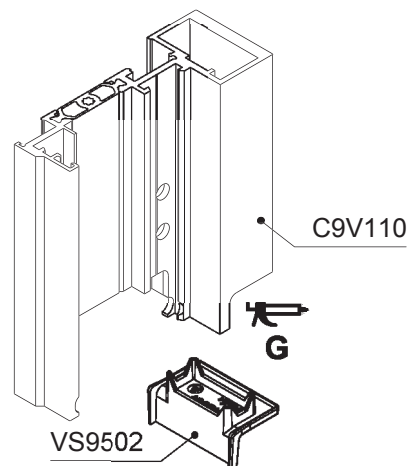
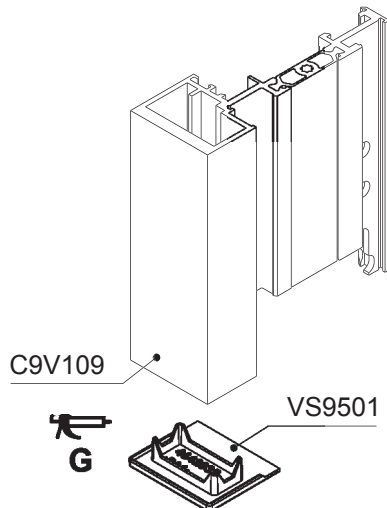
POSIZIONAMENTO VS9501/VS9502 su C9V109/C9V110



C160S-ASS-2848
C160S-ASS-2904
C160S-ASS-2917
C160S-ASS-2918



(sopra)
(sotto)



 C160S-ASS-2920

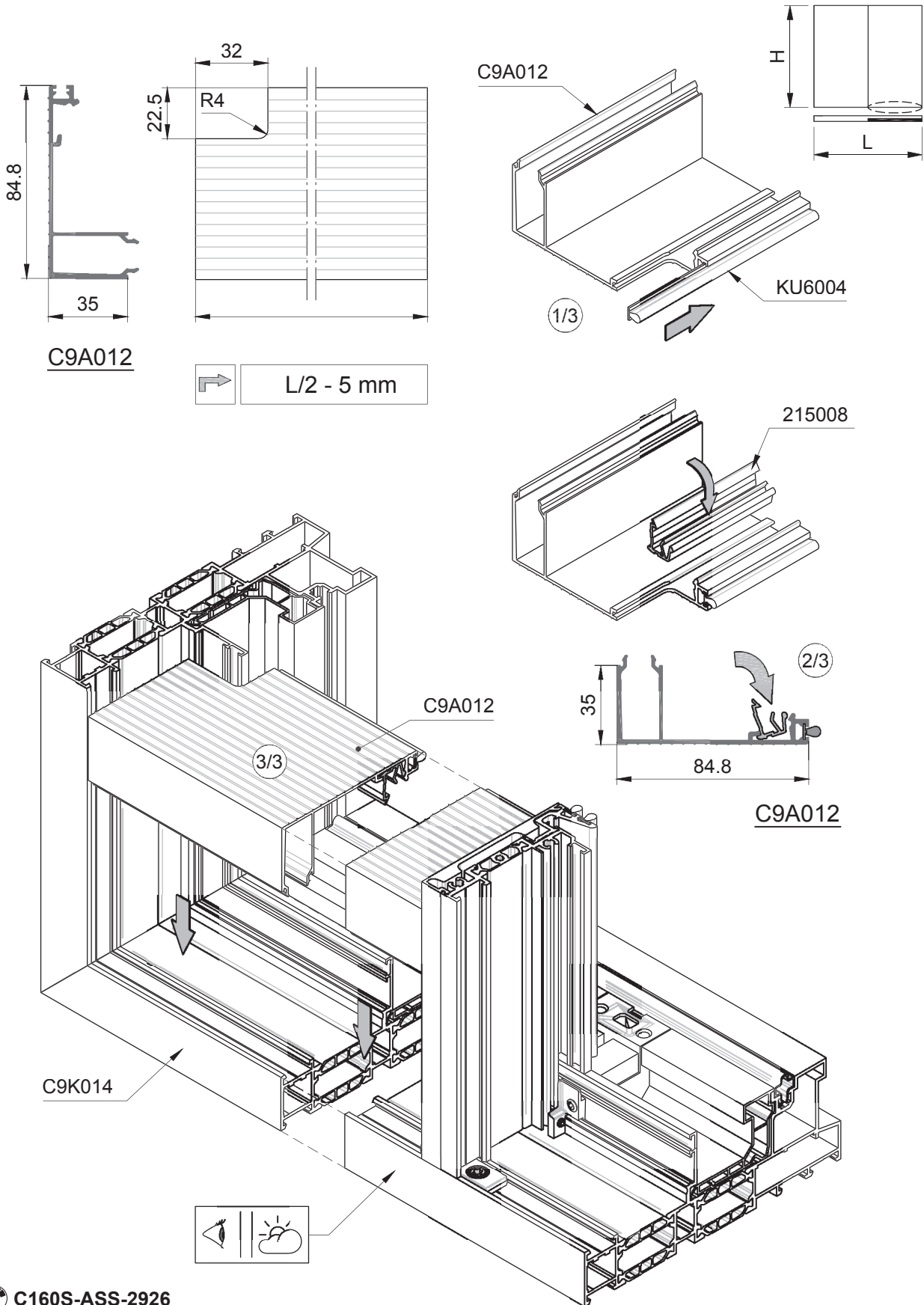
Finitura telaio - Incontro ridotto

Monorotaia C9K014: Assemblaggio profilo di finitura inferiore	L481
Monorotaia C9K014: Assemblaggio profilo di finitura superiore	L482
Monorotaia C9K014: Assemblaggio profilo di finitura verticale	L483

Domal C160 Smartline

Finitura telaio - Incontro ridotto

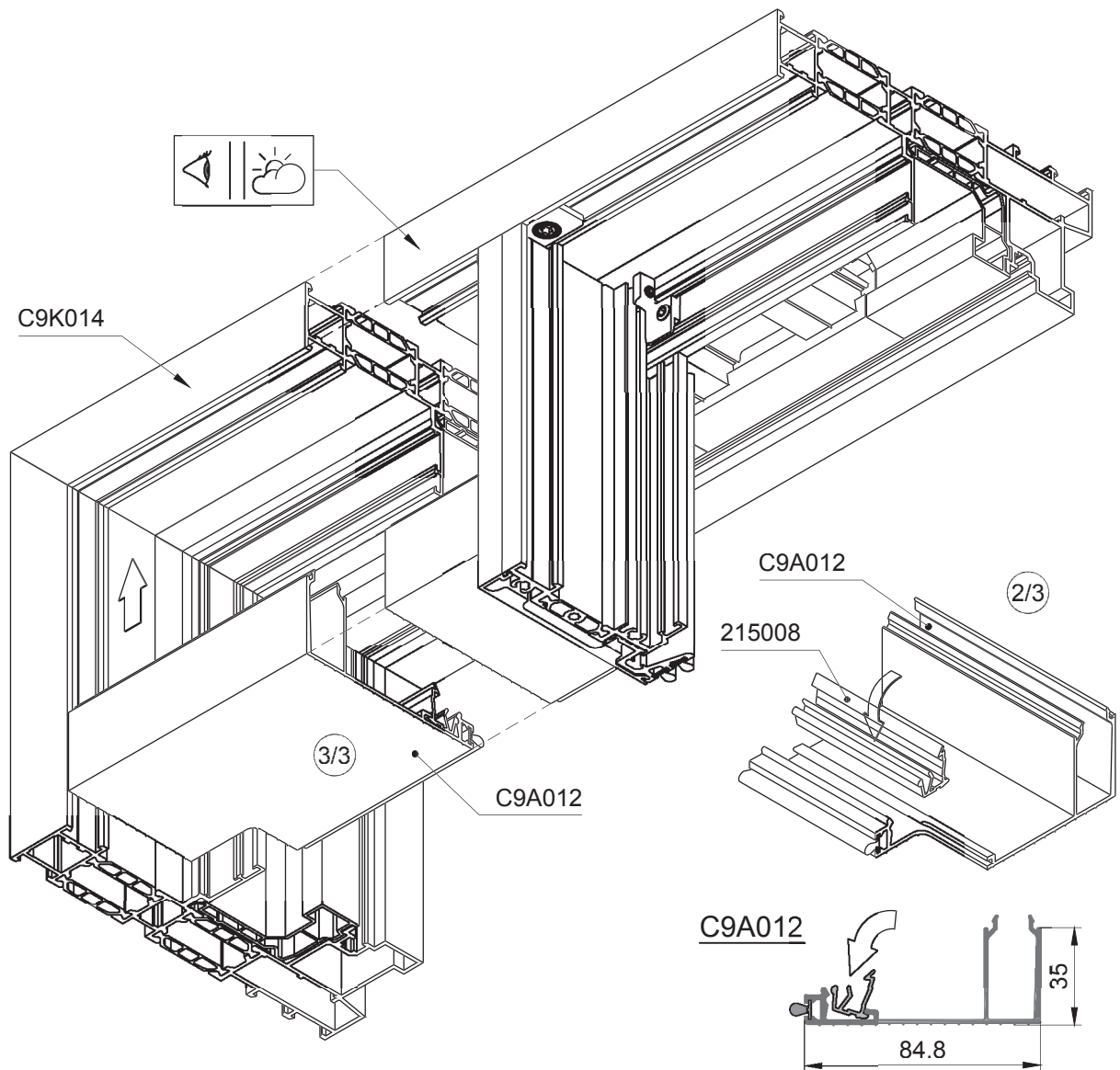
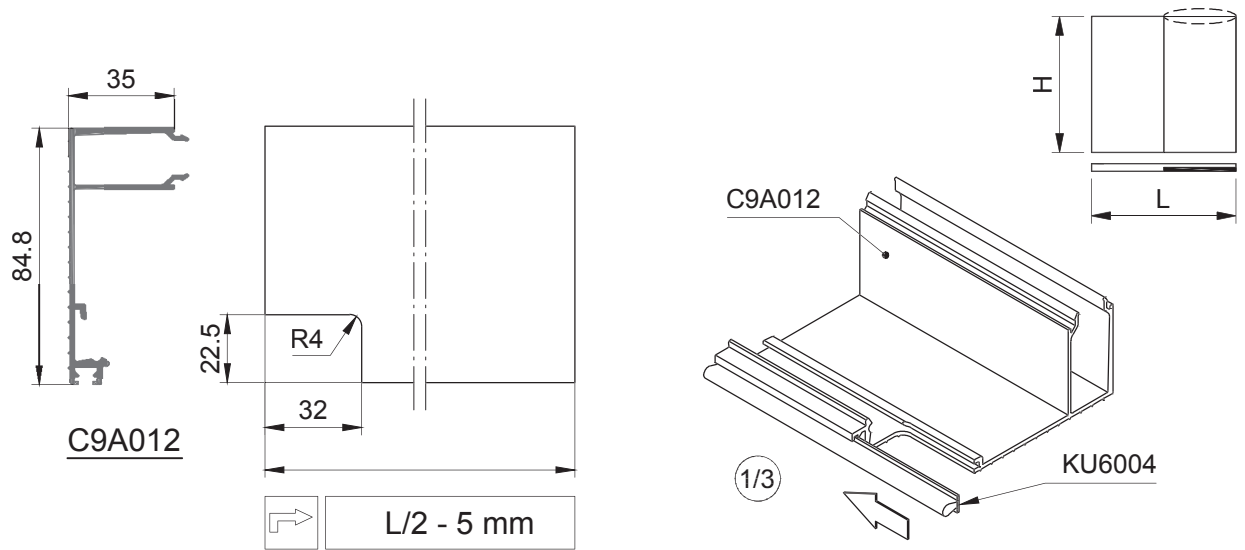
MONOROTAIA C9K014: ASSEMBLAGGIO PROFILO DI FINITURA INFERIORE



C160S-ASS-2926

Finitura telaio - Incontro ridotto

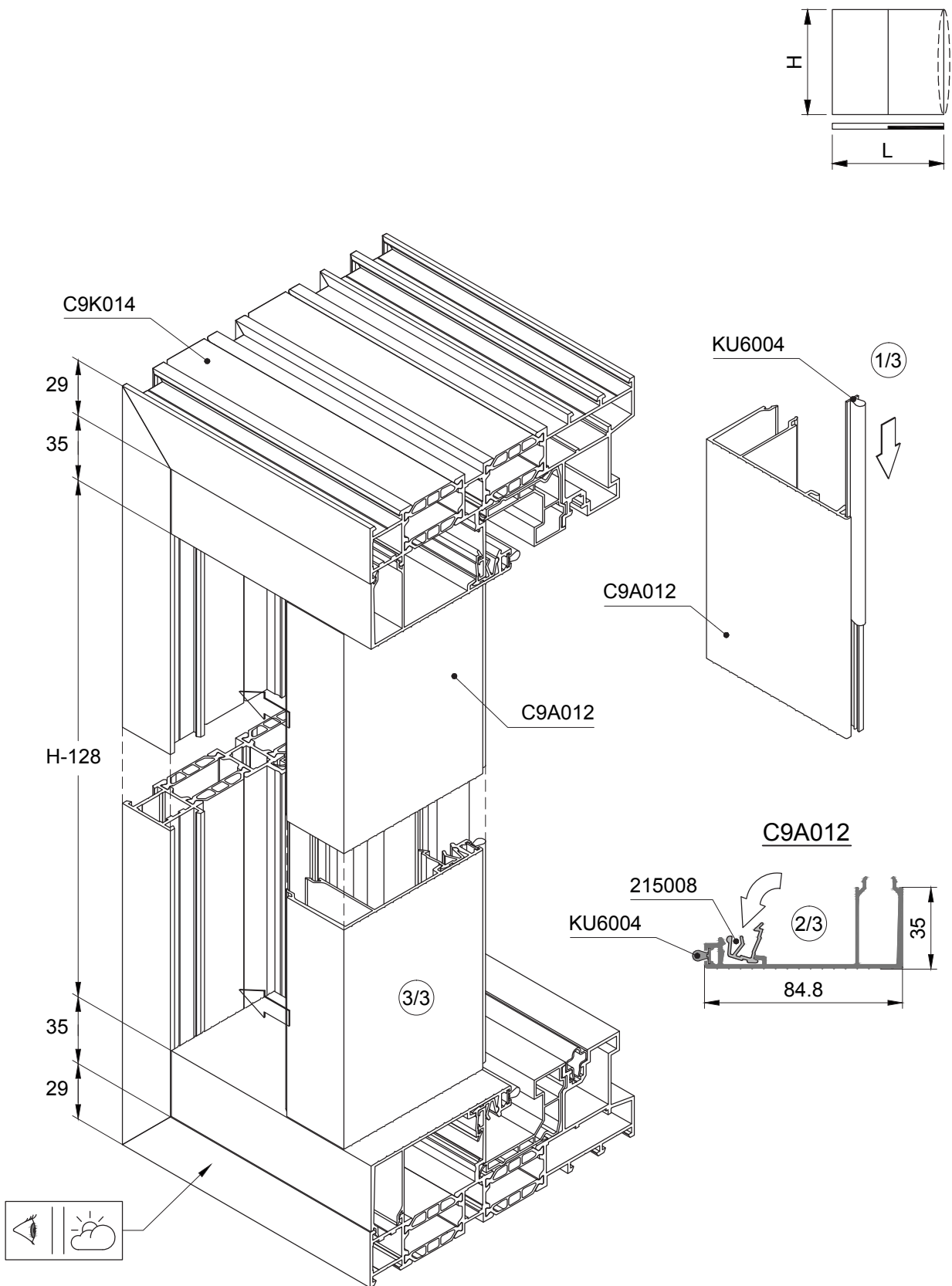
MONOROTAIA C9K014: ASSEMBLAGGIO PROFILO DI FINITURA SUPERIORE



 C160S-ASS-2927

Finitura telaio - Incontro ridotto

MONOROTAIA C9K014: ASSEMBLAGGIO PROFILO DI FINITURA VERTICALE



 C160S-ASS-2928

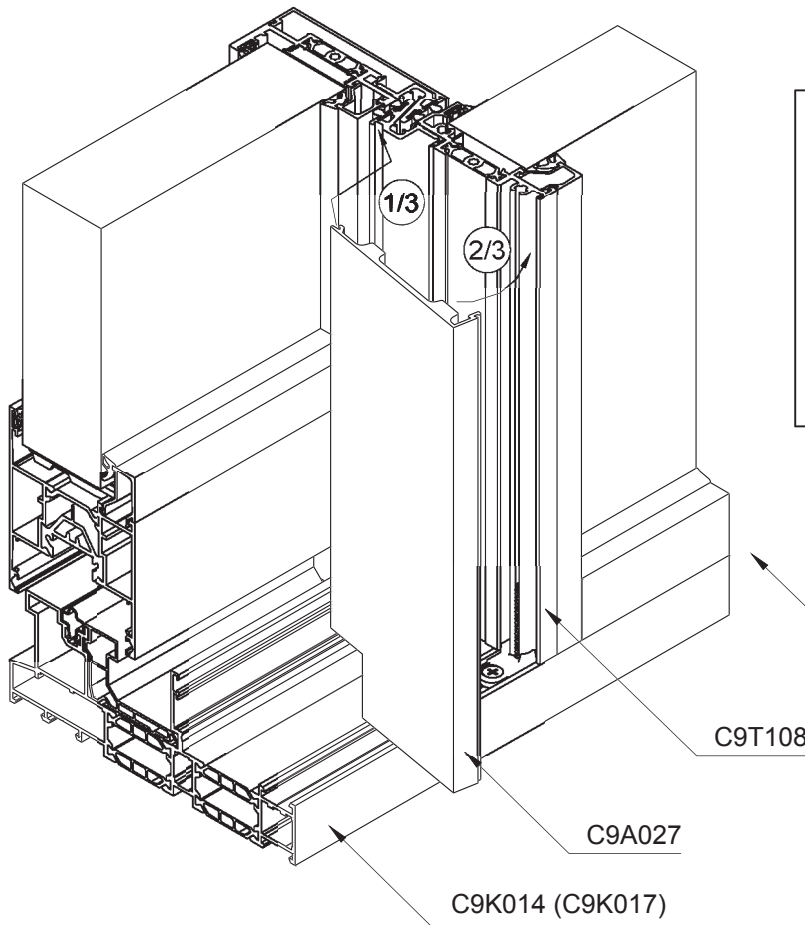

Finitura incontro - Incontro ridotto

Posizionamento C9A027 su C9T108
Assemblaggio profilo C9A016
Assemblaggio profilo C9A026


L485
L486
L487

Finitura incontro - Incontro ridotto

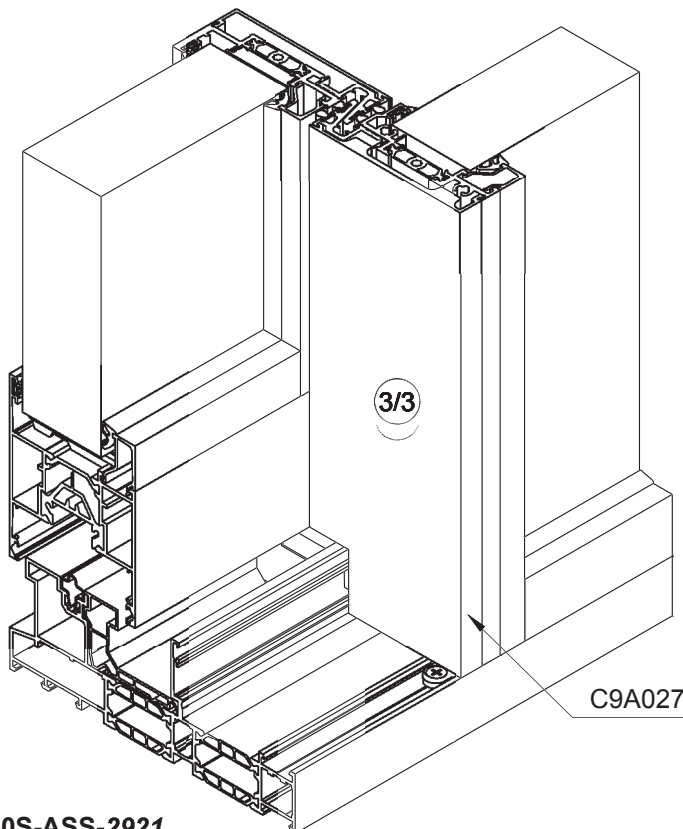
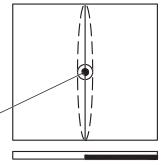
POSIZIONAMENTO C9A027 SU C9T108

1° primer KM0003
2° colla KM0002
prima rimuovere i
profili di copertura
C9A027



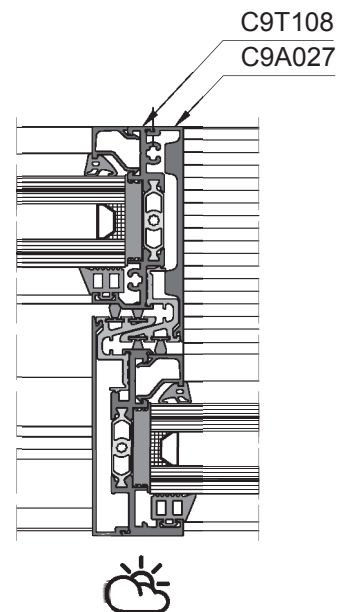
ASS-2915




mostrato su
monorotaia
C9K014



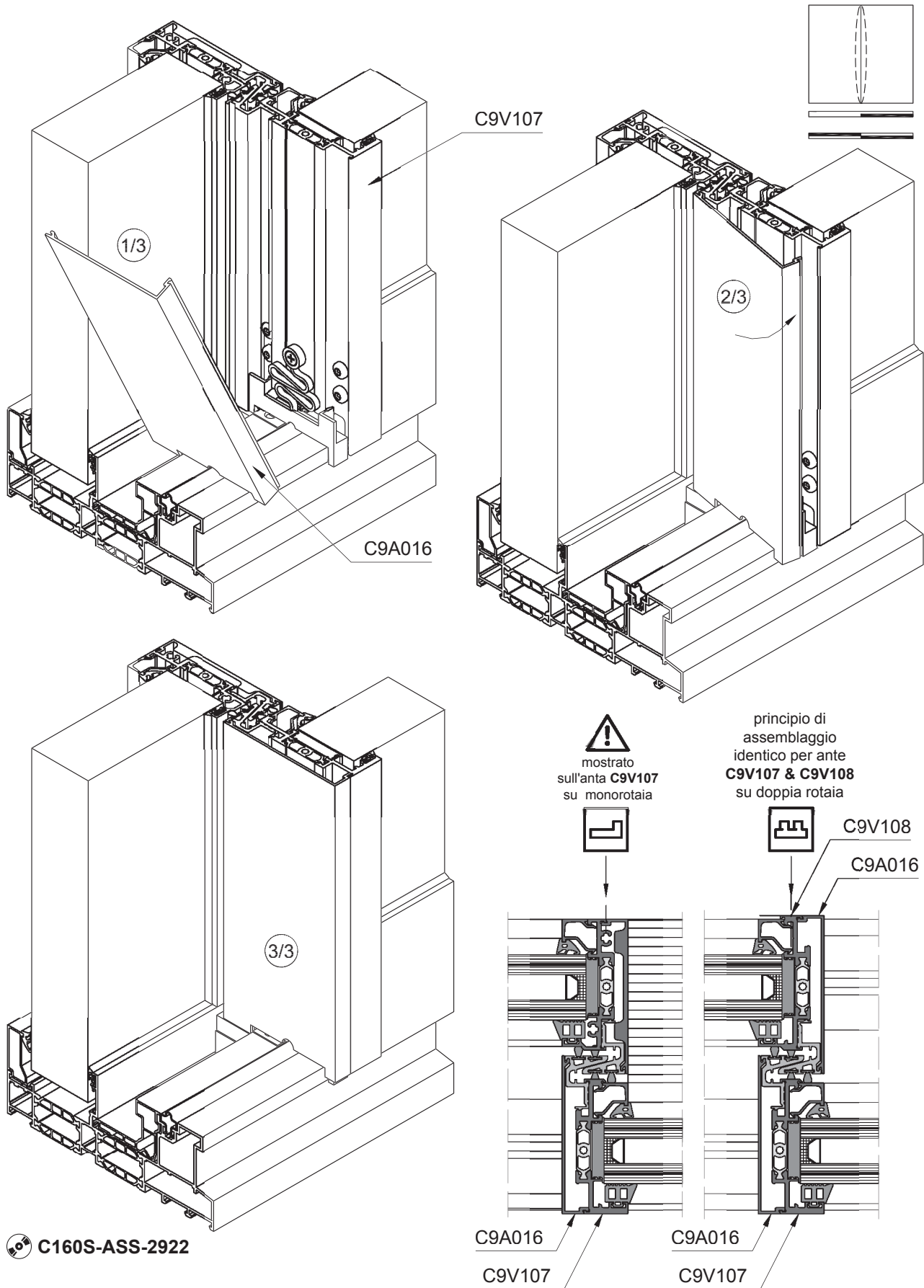
principio di
assemblaggio
identico per
monorotaia C9K014



 C160S-ASS-2921

Finitura incontro - Incontro ridotto

ASSEMBLAGGIO PROFILO C9A016

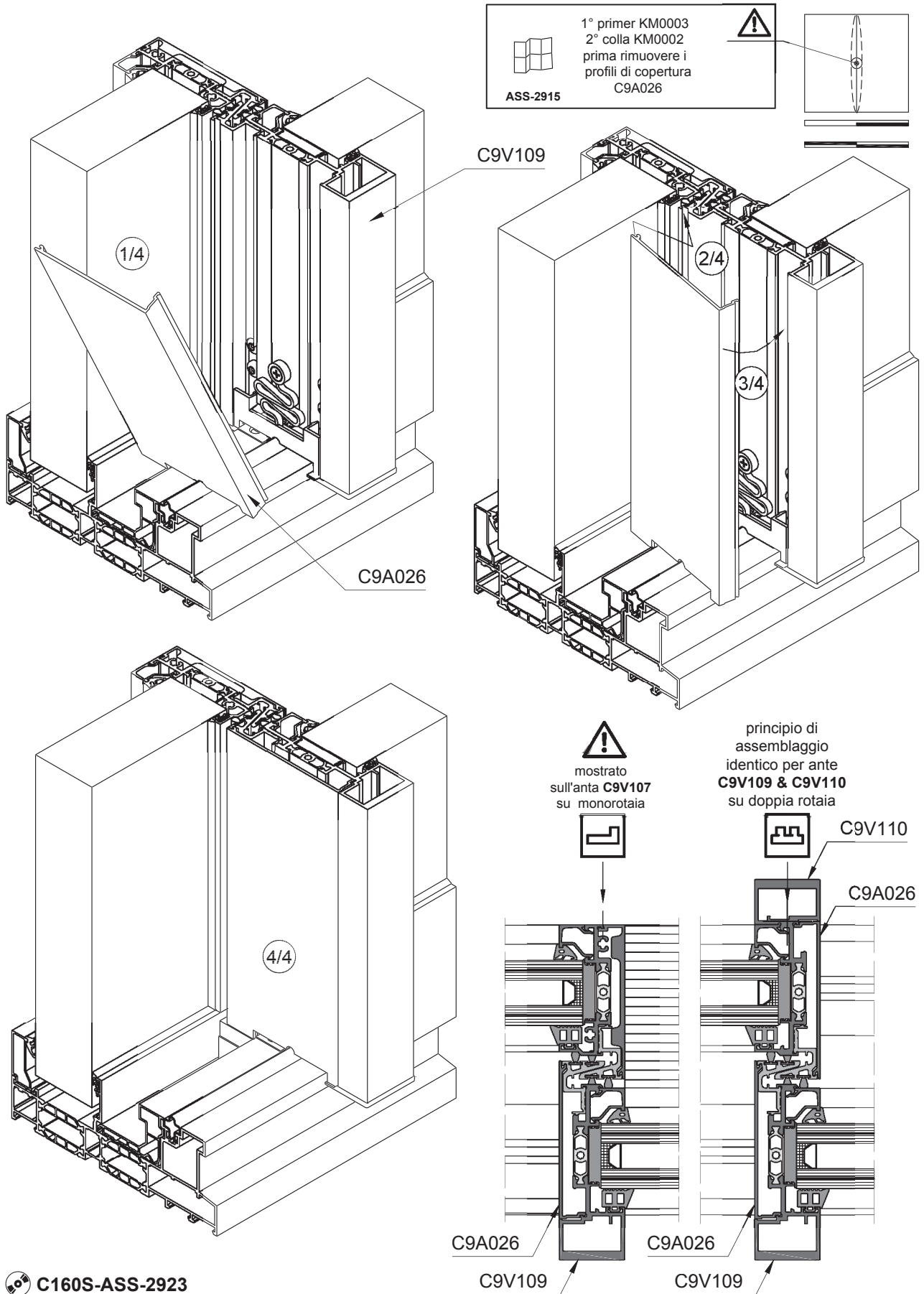


L - Ferramenta e disegni assemblaggio

 C160S-ASS-2922

Finitura incontro - Incontro ridotto

ASSEMBLAGGIO PROFILO C9A026



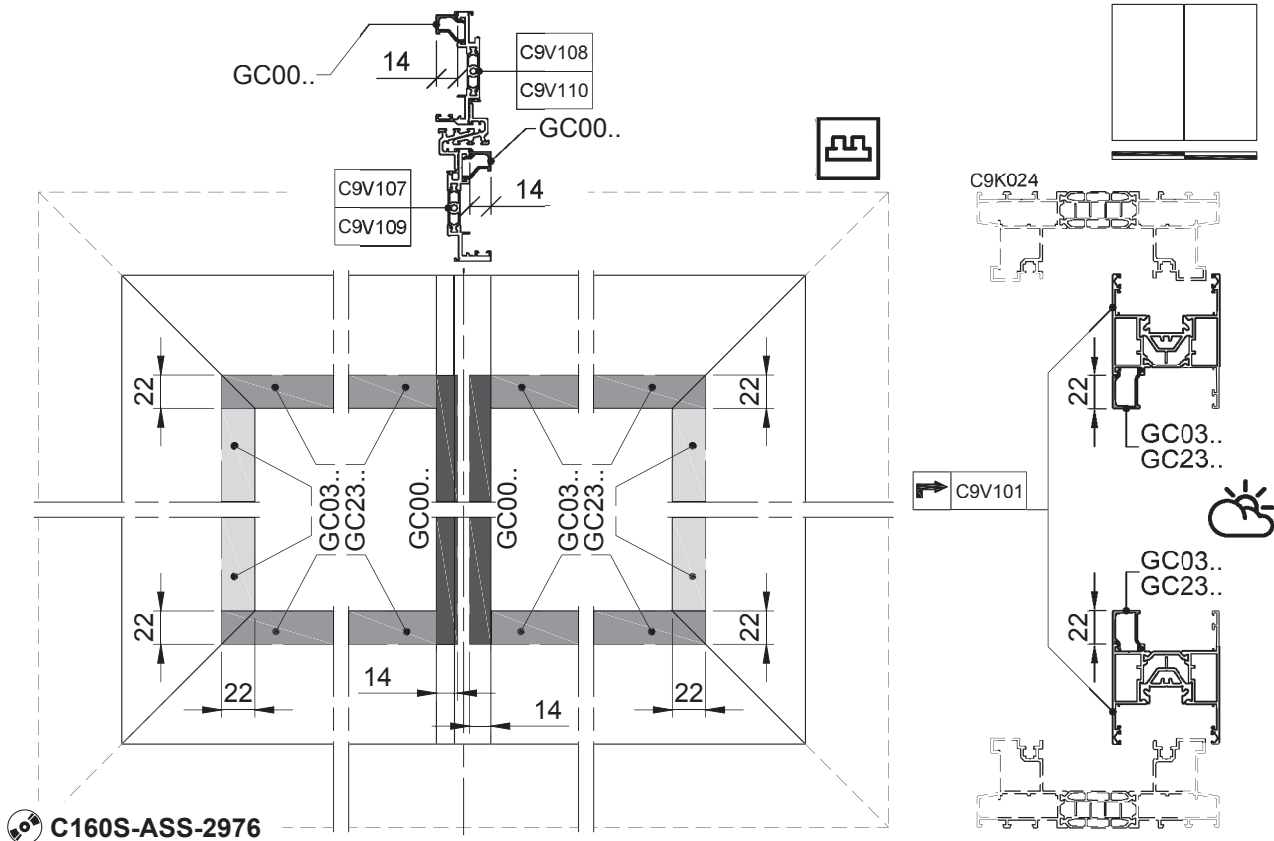
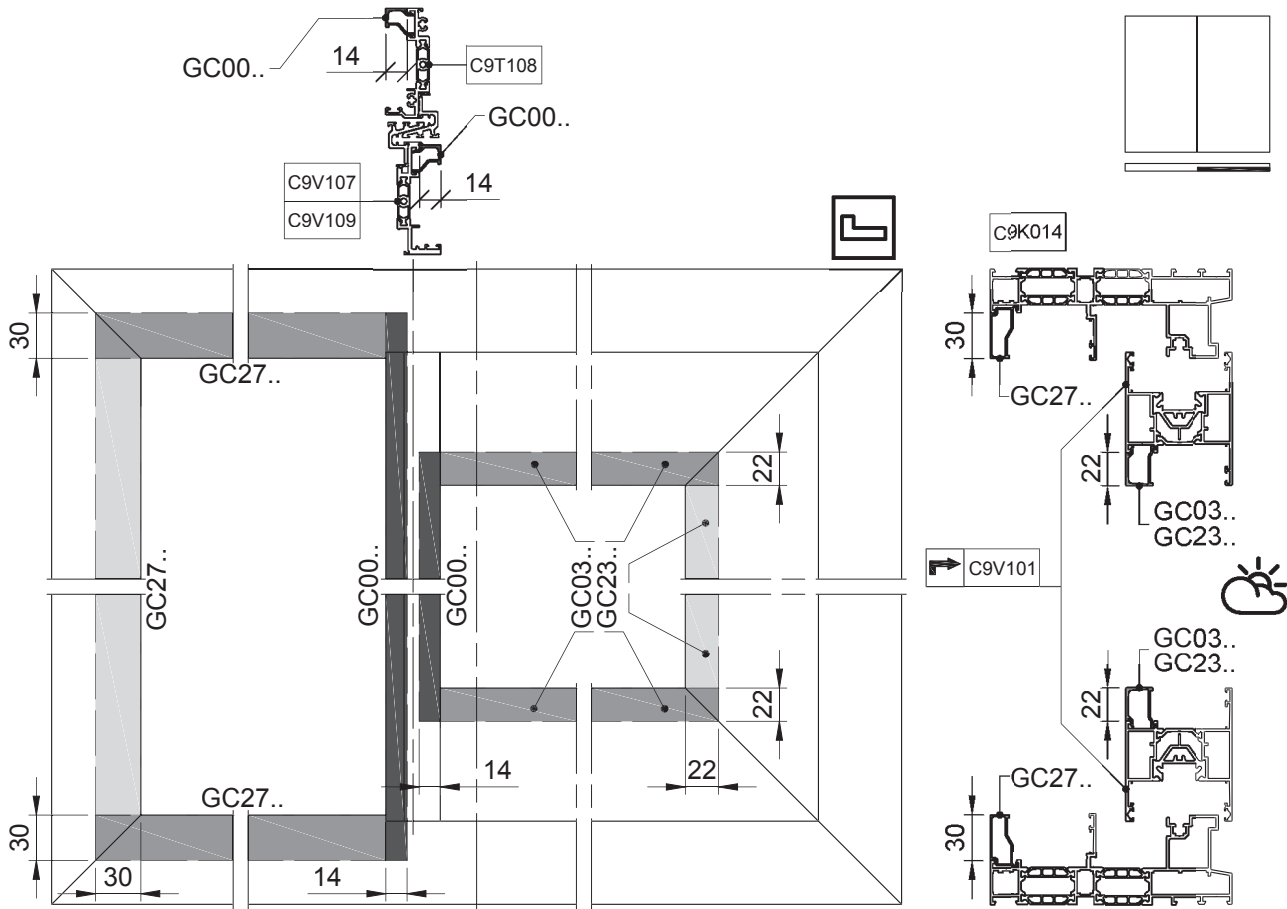
C160S-ASS-2923

Vetrature - Incontro ridotto

Ordine di inserimento fermavetri	L489
Ordine di inserimento fermavetri - C9K014	L490
Ordine di inserimento fermavetri - Anta	L491
Traverso: operazione per incollaggio vetro - Anta	L492
Traverso: operazione per incollaggio vetro - C9T108	L493

Vetrature - Incontro ridotto

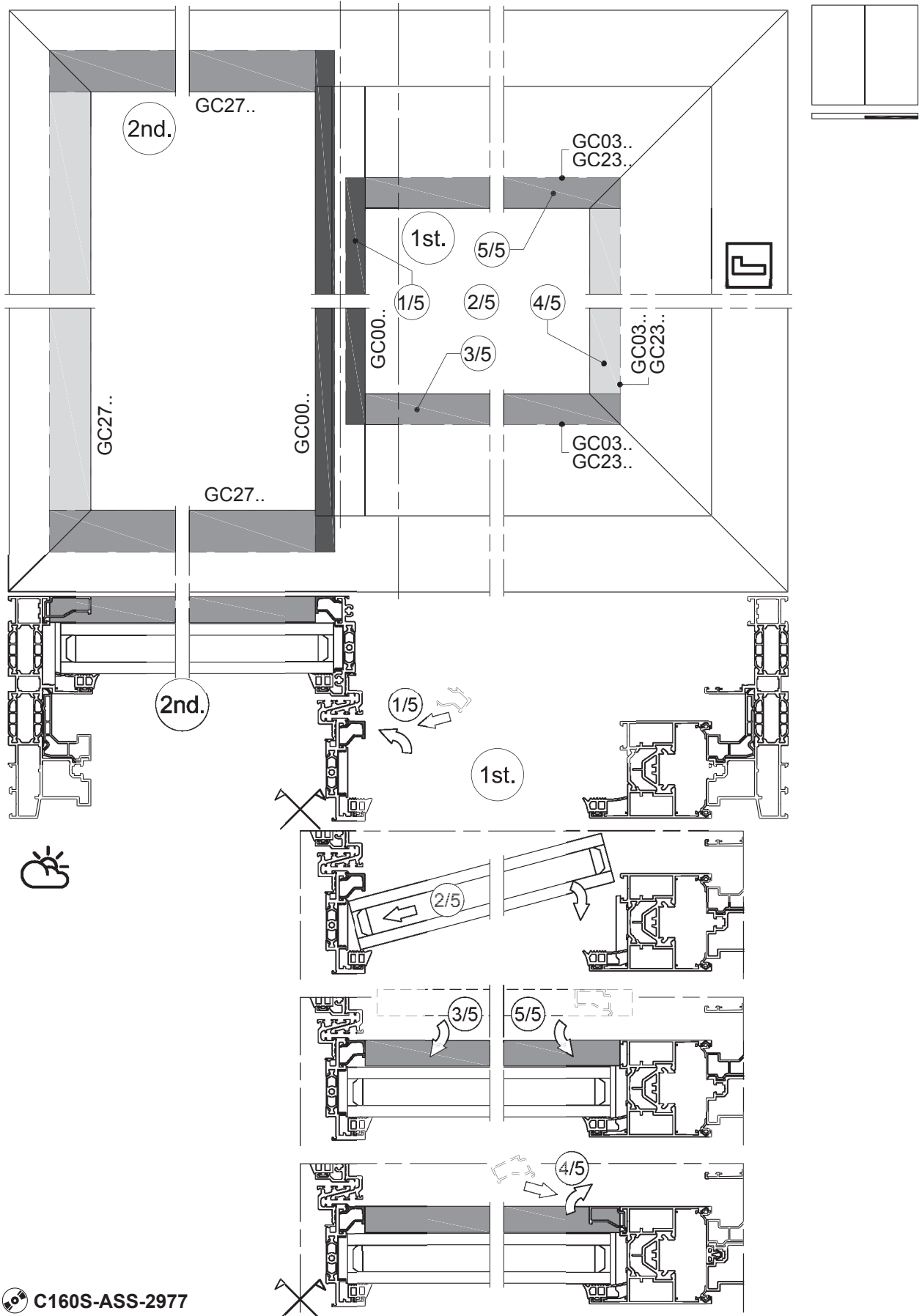
ORDINE DI INSERIMENTO FERMAVETRI



C160S-ASS-2976

Vetrature - Incontro ridotto

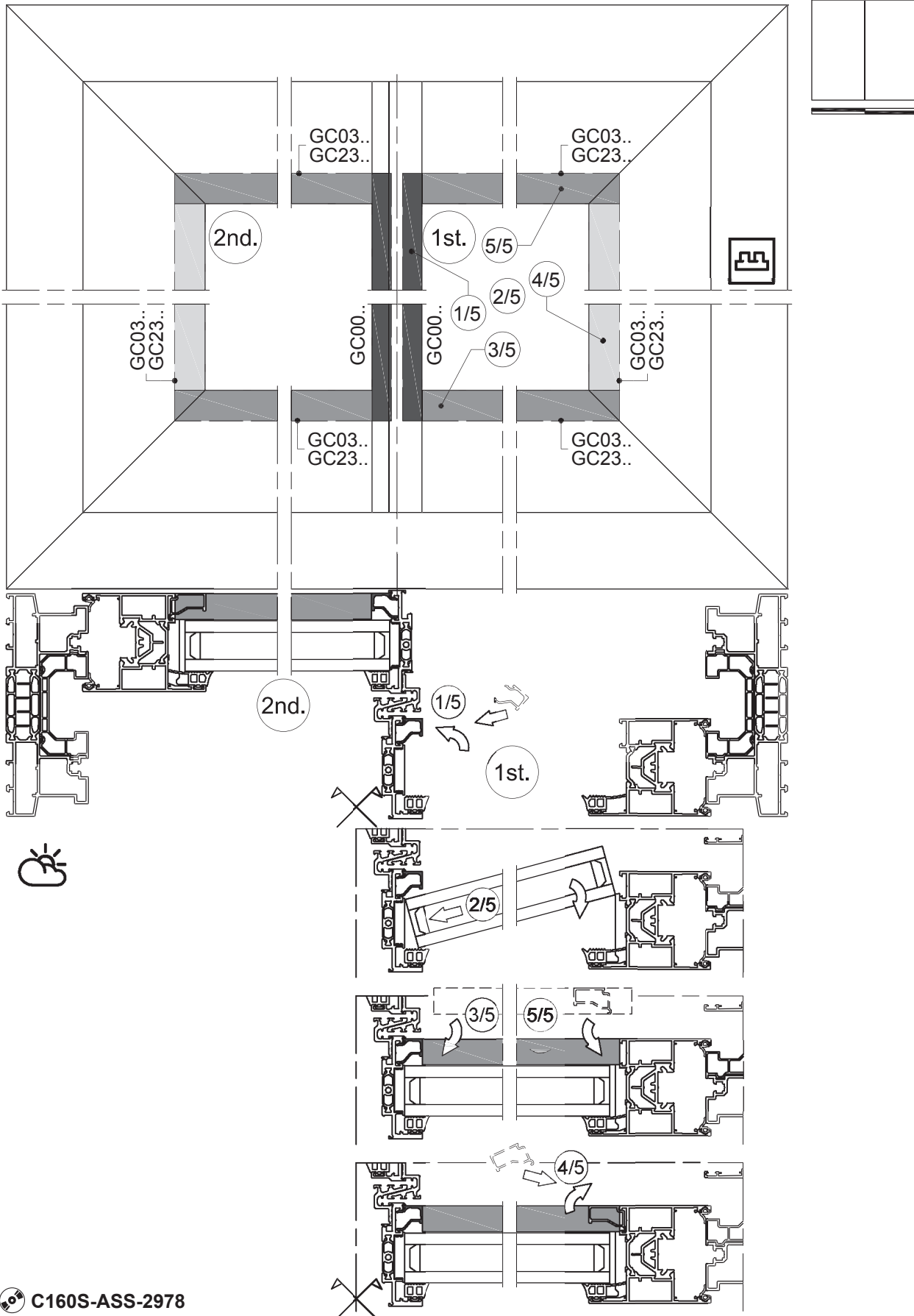
ORDINE DI INSERIMENTO FERMAVETRI - C9K014



L - Ferramenta e disegni assemblaggio

Vetrature - Incontro ridotto

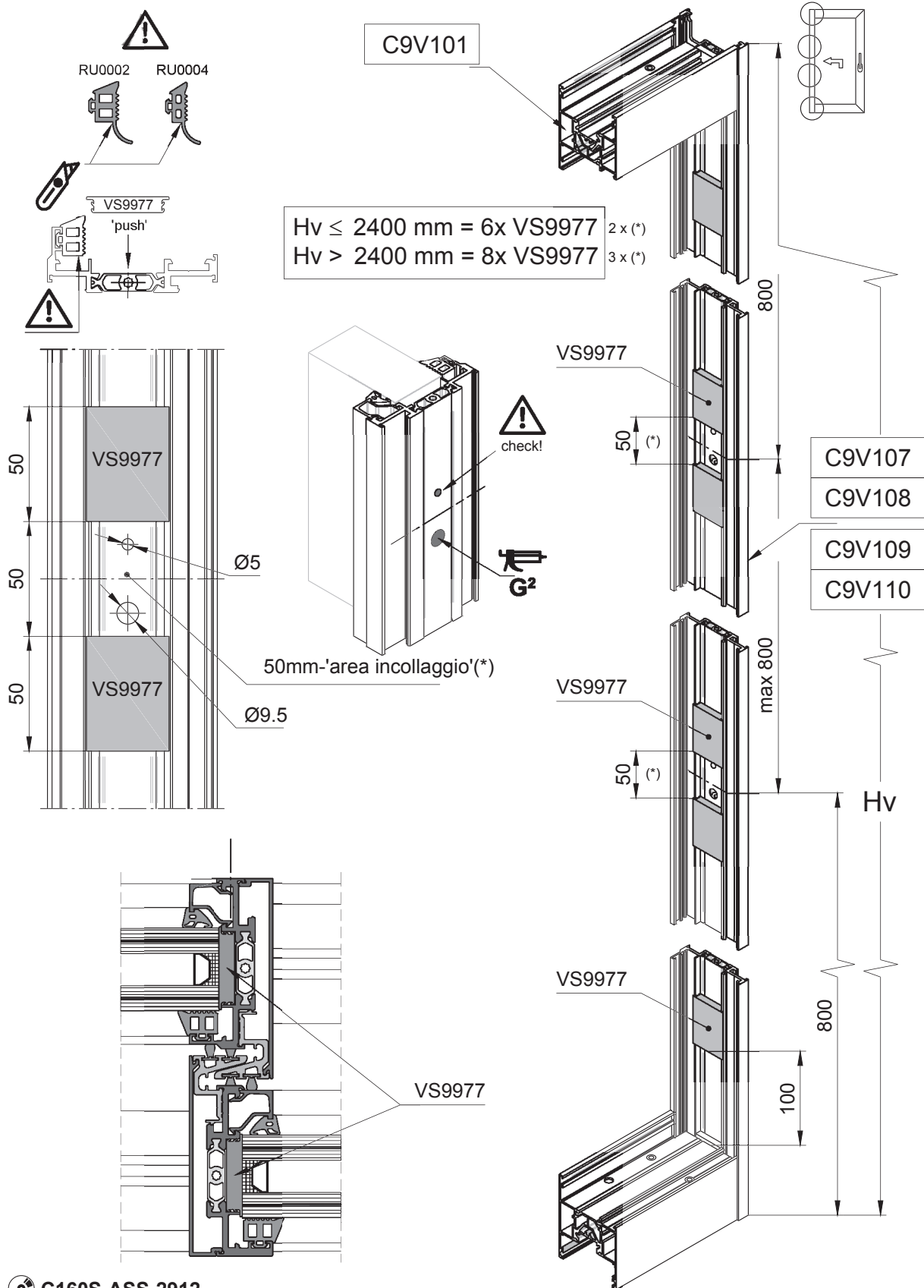
ORDINE DI INSERIMENTO FERMAVETRI - ANTA



C160S-ASS-2978

Vetrature - Incontro ridotto

TRAVERSO: OPERAZIONE PER INCOLLAGGIO VETRO - ANTA

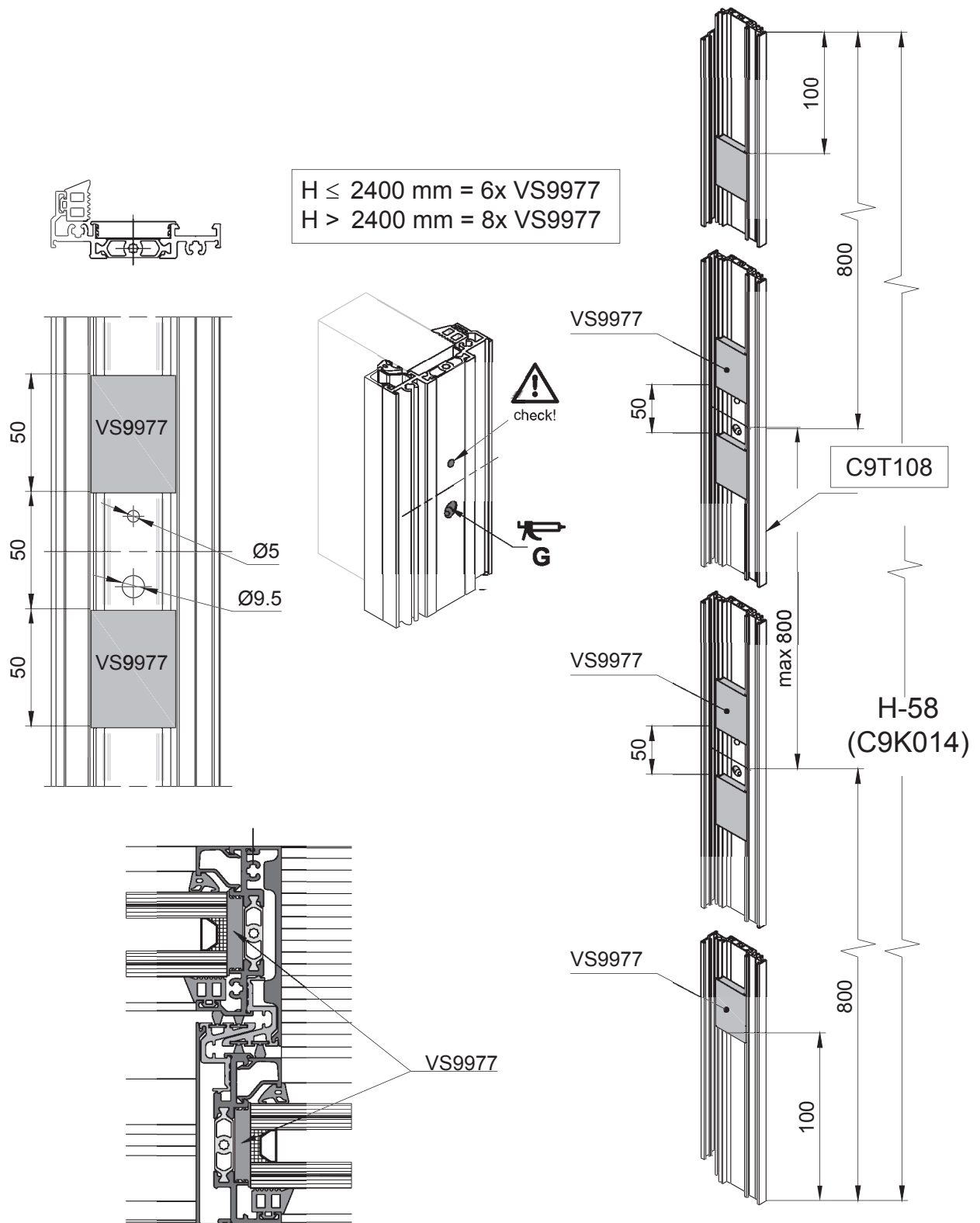


C160S-ASS-2912

1. Parti in EPDM con interasse di 5 cm, 2. Praticare fori 1xØ9.5 + 1xØ3 mm (per montaggio vetro), 3. assemblaggio vetro, 4. Incollare con colla KM0002 fino a quando la stessa non passa attraverso un piccolo foro

Vetrature - Incontro ridotto

TRAVERSO: OPERAZIONE PER INCOLLAGGIO VETRO - C9T108



C160S-ASS-2919

1. Parti in EPDM con 5 cm in mezzo, 2. Praticare fori 1xØ9.5 + 1xØ3 mm (per montaggio vetro), 3. montaggio vetro, 4. Incollare con colla DOW fino a quando la colla non arriva attraverso un piccolo foro.

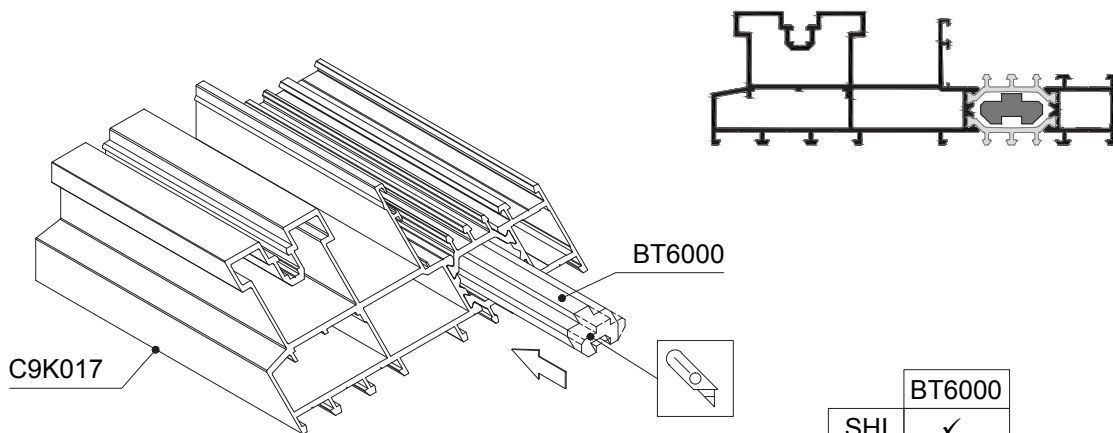
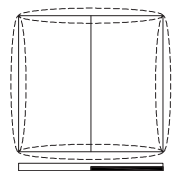
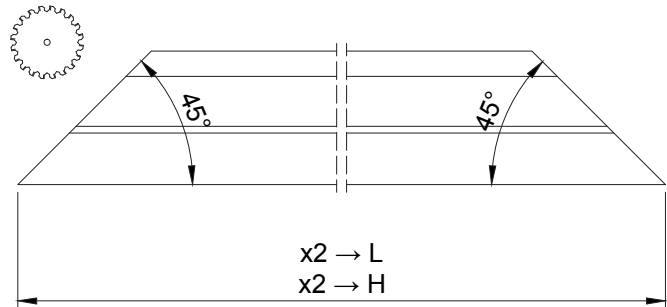
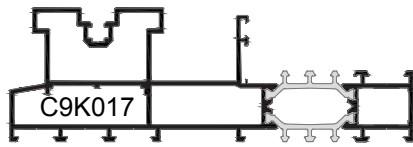
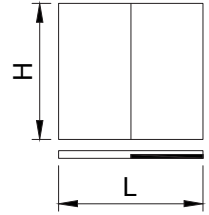
1 Binario (C9K017) - Tagli 45° - Incontro ridotto

Assemblaggio telaio C9K017 - Posizionamento isolamento BT6000	L495
Assemblaggio telaio C9K017 - Per connessione angoli	L496
Assemblaggio telaio C9K017 - Fori per fissaggio C9T108	L497
Panoramica drenaggio 3D - Telaio C9K017	L498
Panoramica drenaggio 2D - Telaio C9K017	L499
Drenaggio C9K017 - Operazione J	L500
Drenaggio C9K017 - Operazione H - Opzione 1/2	L501
Drenaggio C9K017 - Operazione H - Opzione 2/2	L502
Drenaggio C9K017 - Operazione B	L503
Drenaggio C9K017 - Operazione A+G	L504
Drenaggio C9K017 - Operazione F	L505
Drenaggio C9K017 - Operazione R	L506
Assemblaggio valvola VS0107 su C9K017 - Inferiore	L507
Assemblaggio tappi di tenuta CO1116 su C9K017 - Inferiore - Alzante scorrevole	L508
Assemblaggio tappi di tenuta VS9417 su C9K017 - Inferiore	L509
Assemblaggio tappi di tenuta CO1114 su C9K017 - Superiore - Alzante scorrevole	L510
Lavorazione traverso C9T108	L511
Assemblaggio cavallotto TS9Z13	L512
Assemblaggio cavallotto TS9Z14	L513
Assemblaggio traverso C9T108	L514
Fissaggio C9T108 per trasporto - C9T108	L515
Assemblaggio telaio C9K017 con squadrette - Eccentrici	L516
Assemblaggio telaio C9K017 con squadrette - Spine coniche	L517
Assemblaggio telaio C9K017 con squadrette - HV4K01	L518
Assemblaggio KU2068 e KU6004 su C9T108	L519
Lavorazione su C9A027	L520
Finitura C9K017 - con C9A010 - Inferiore	L521
Finitura C9K017 - con C9A010 - Laterale	L522
Finitura C9K017 - con C9A010 - Verticale	L523
Ordine di montaggio fermavetri 1 binario C9K017	L524
Operazione rinforzo anta C9V109 per terminali VS9501/VS9502	L525


Domal C160 Smartline

1 Binario (C9K017) - Tagli 45° - Incontro ridotto

ASSEMBLAGGIO TELAIO C9K017 - POSIZIONAMENTO ISOLAMENTO BT6000

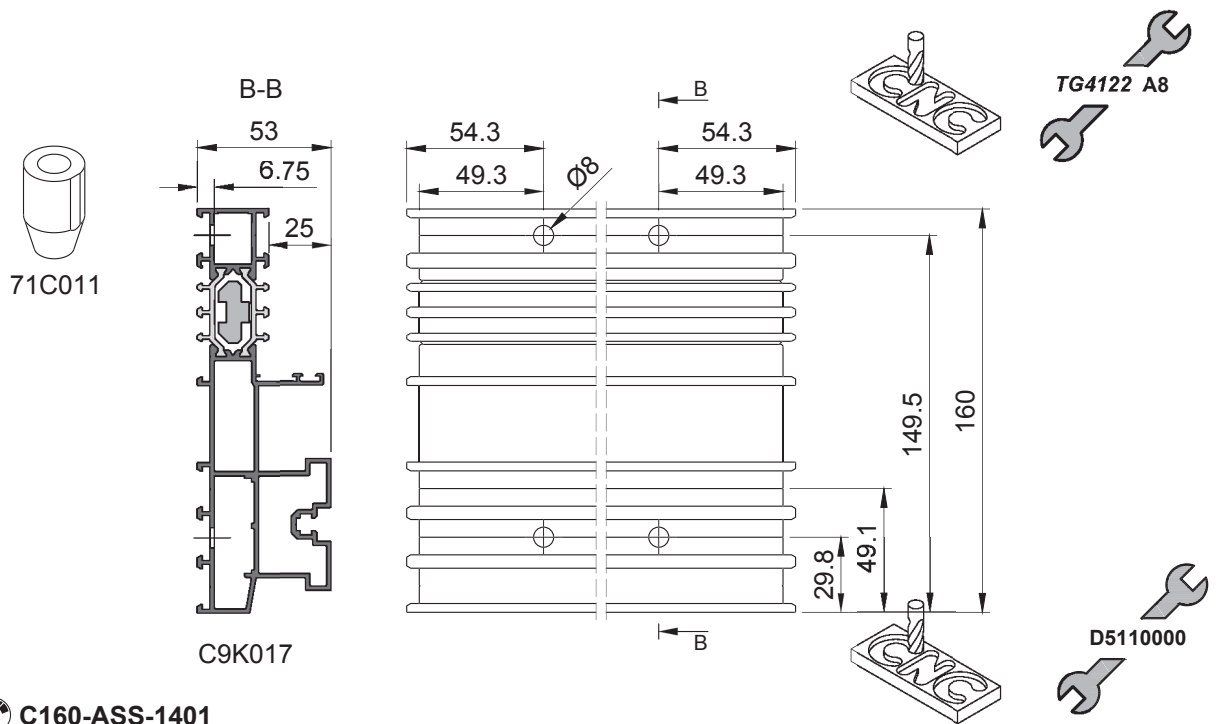
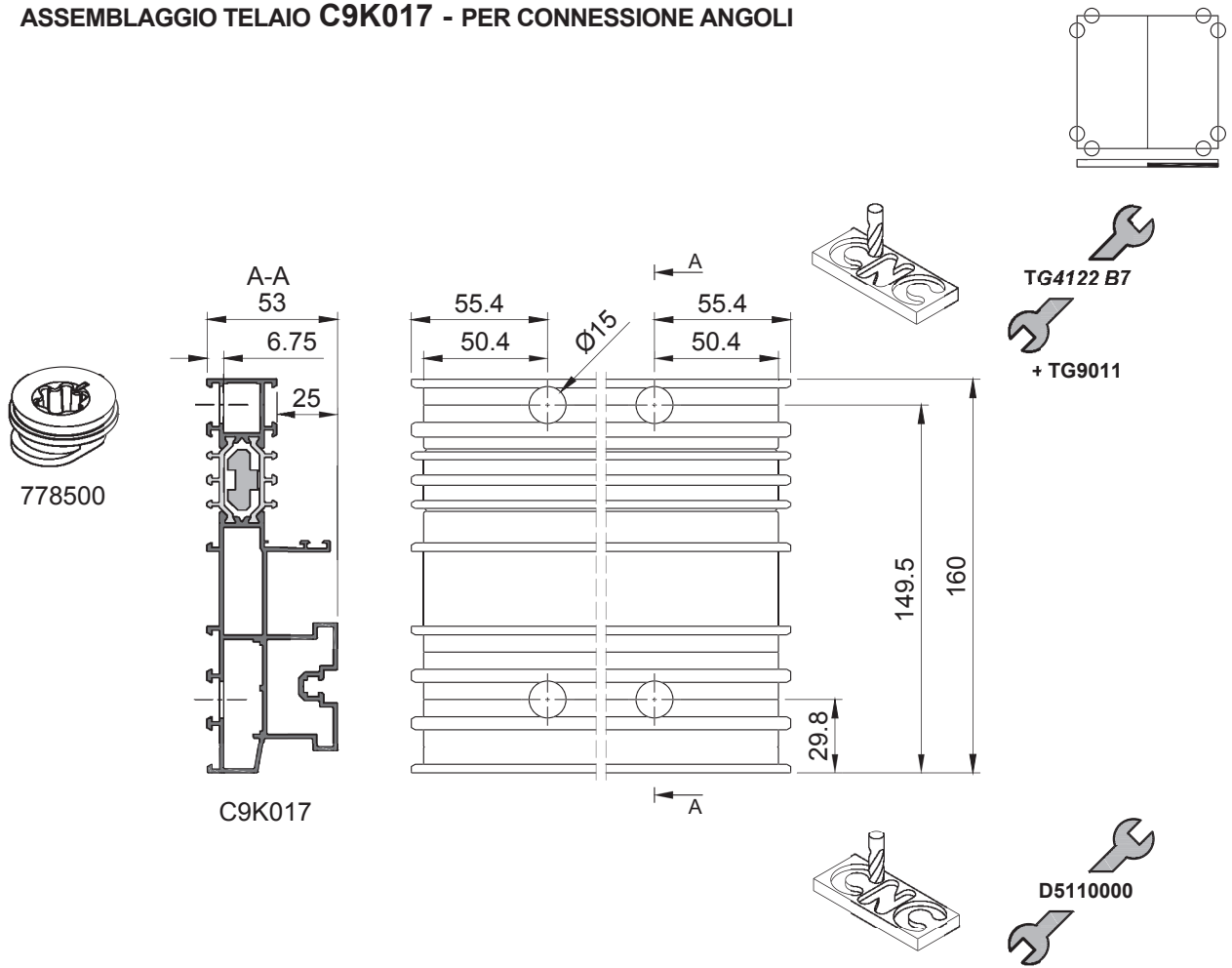


	BT6000
SHI	✓
SI	✓
Basic	-

 C160-ASS-1400

1 Binario (C9K017) - Tagli 45° - Incontro ridotto

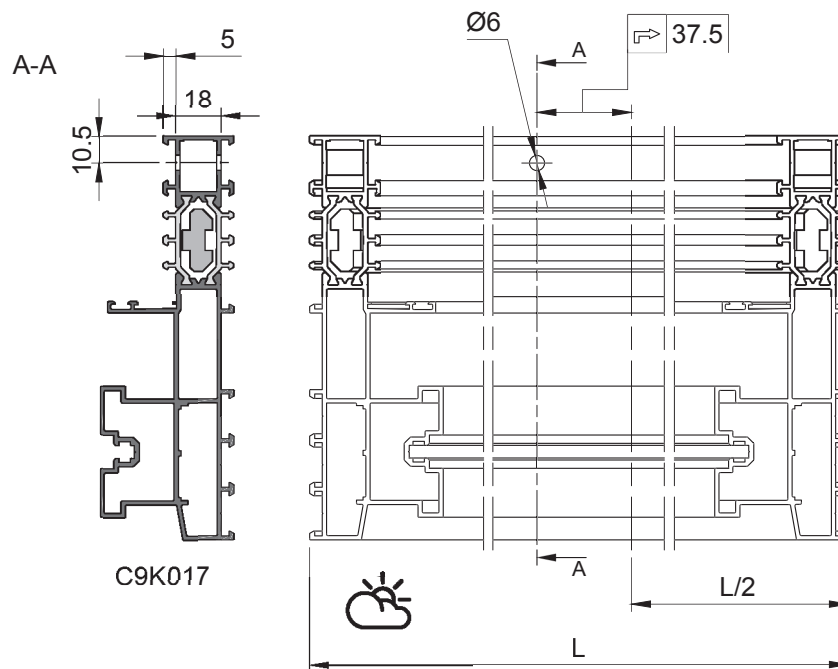
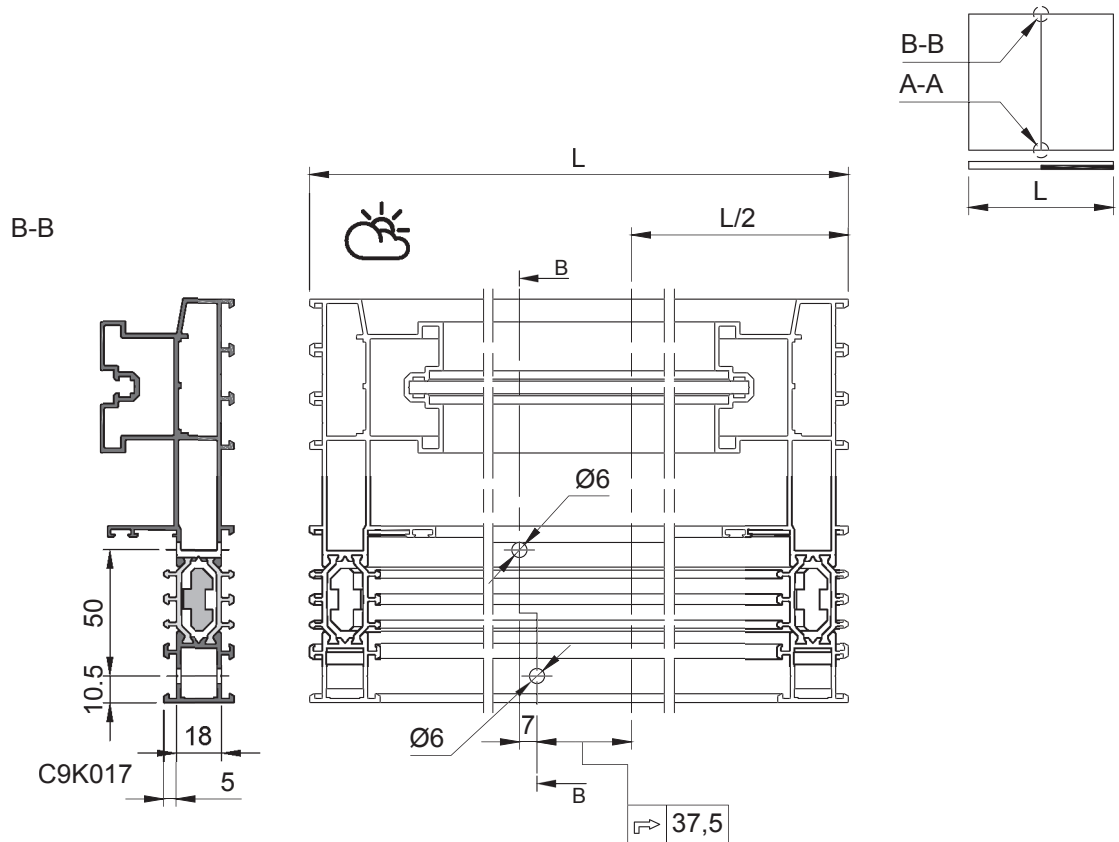
ASSEMBLAGGIO TELAIO C9K017 - PER CONNESSIONE ANGOLI



C160-ASS-1401

1 Binario (C9K017) - Tagli 45° - Incontro ridotto

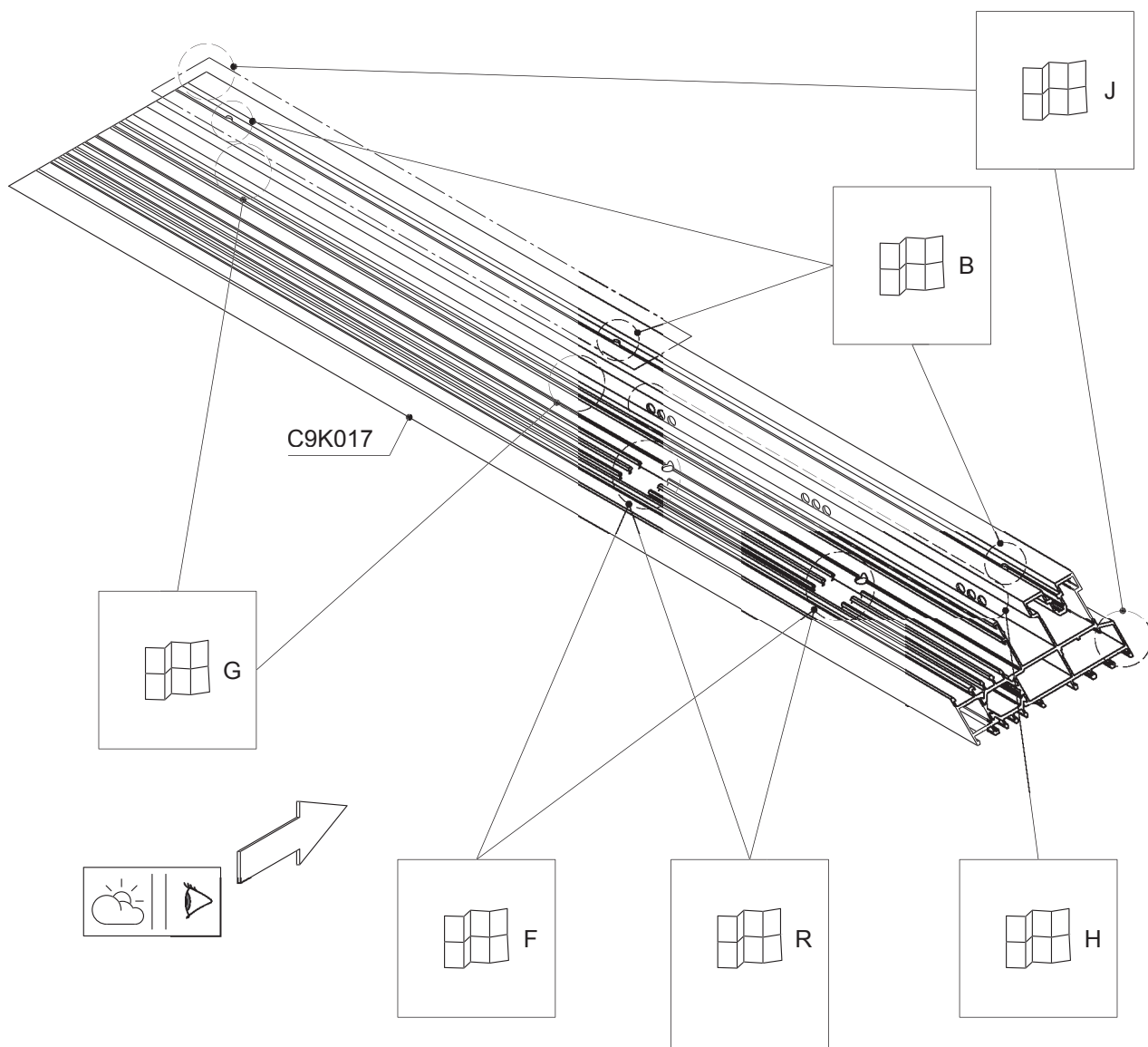
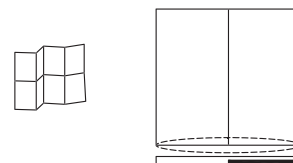
ASSEMBLAGGIO TELAIO C9K017 - FORI PER FISSAGGIO C9T108



 C160S-ASS-2826

1 Binario (C9K017) - Tagli 45° - Incontro ridotto

PANORAMICA DRENAGGIO 3D - TELAIO C9K017



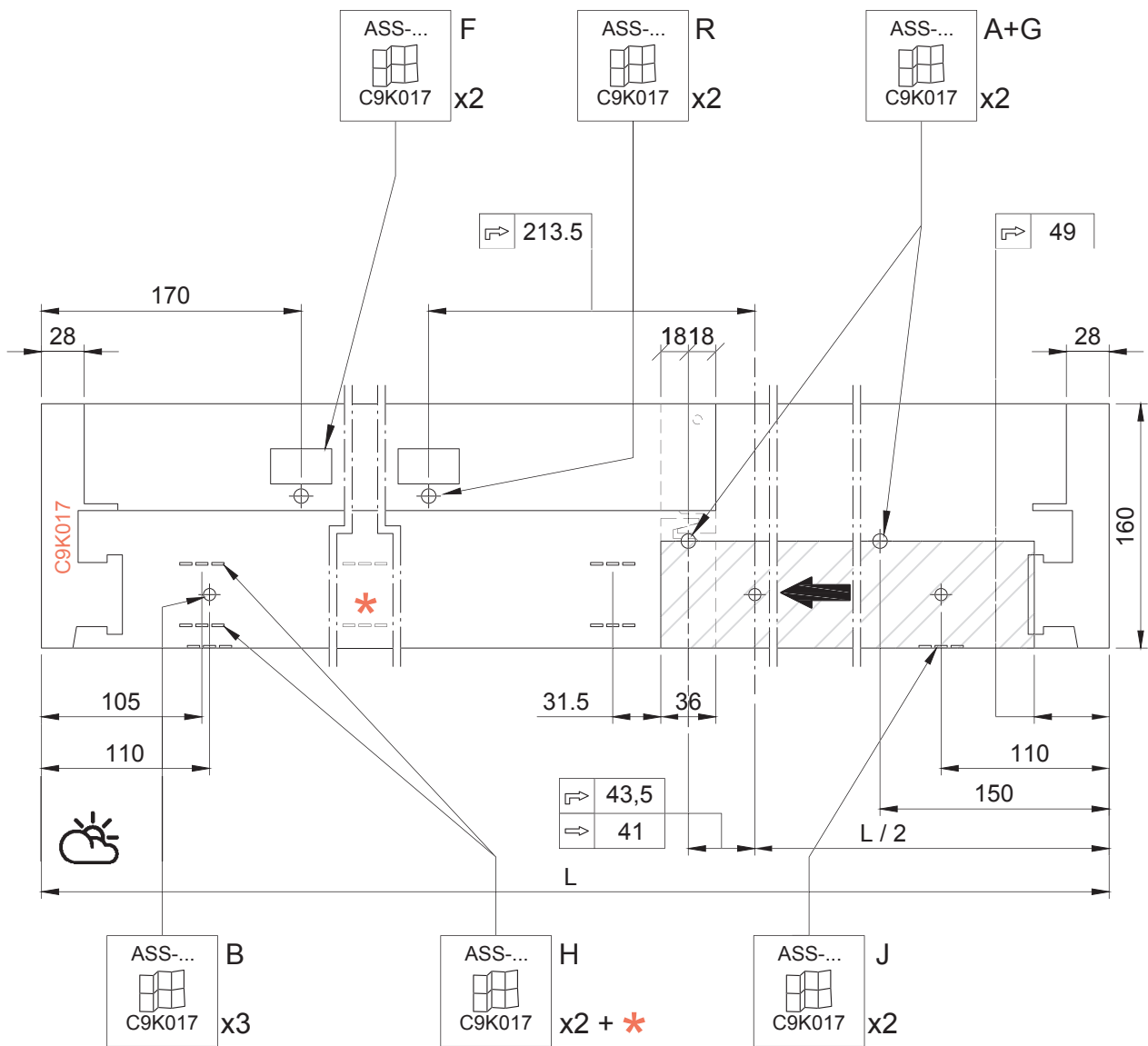
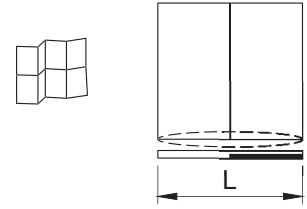
 C160S-ASS-2827

L - Ferramenta e disegni assemblaggio

1 Binario (C9K017) - Tagli 45° - Incontro ridotto

PANORAMICA DRENAGGIO 2D - TELAIO C9K017

1 / 9



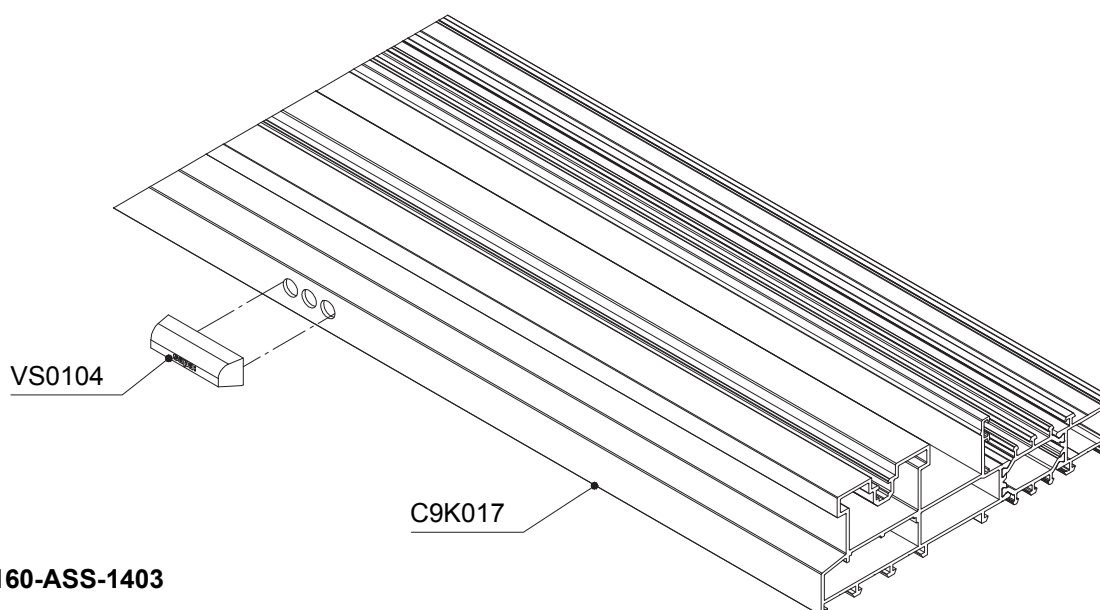
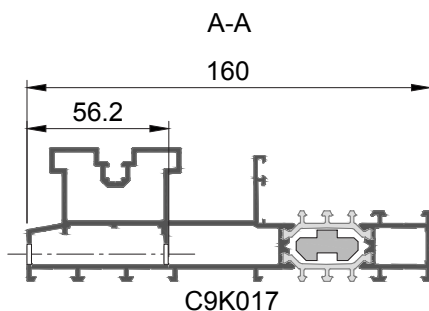
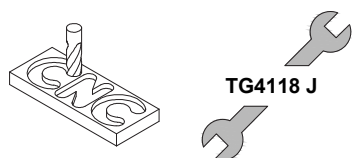
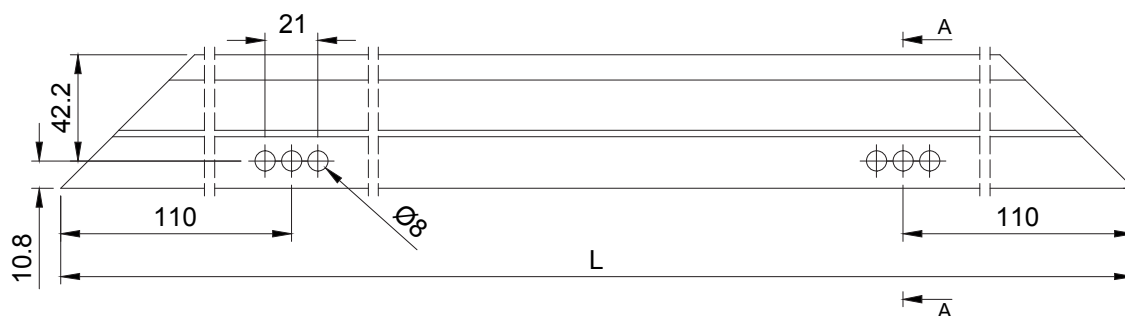
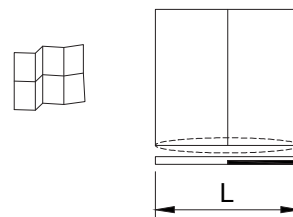
C160S-ASS-2828


* Numero dei fori di drenaggio, vedere pagina L13

1 Binario (C9K017) - Tagli 45° - Incontro ridotto

DRENAGGIO C9K017 - OPERAZIONE J

2 / 9

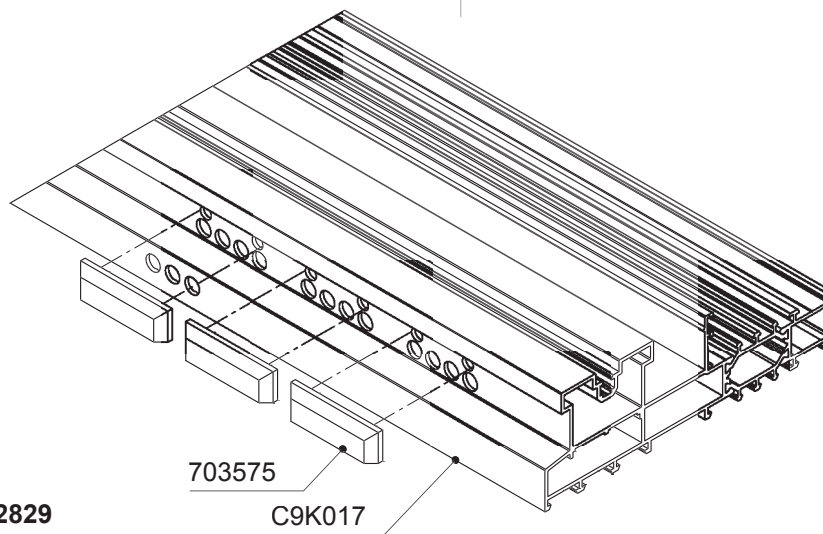
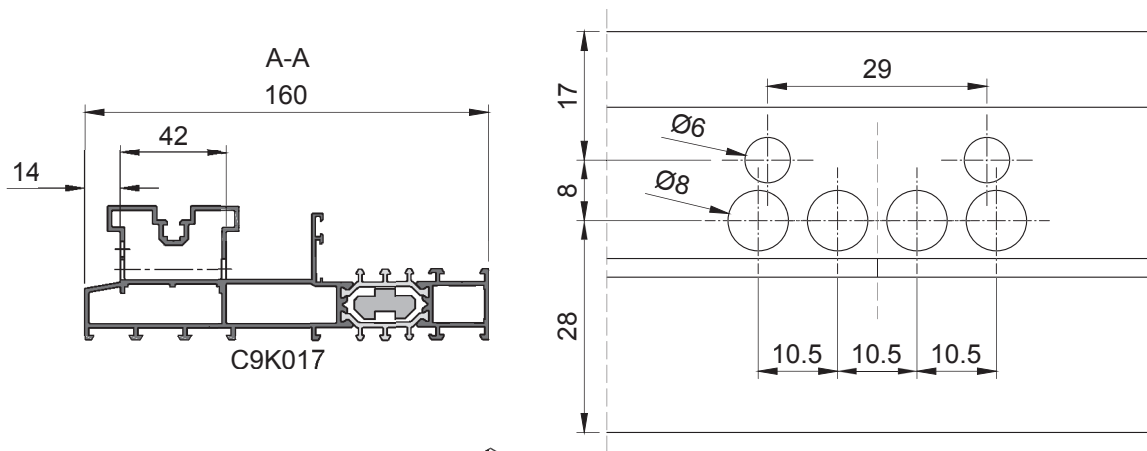
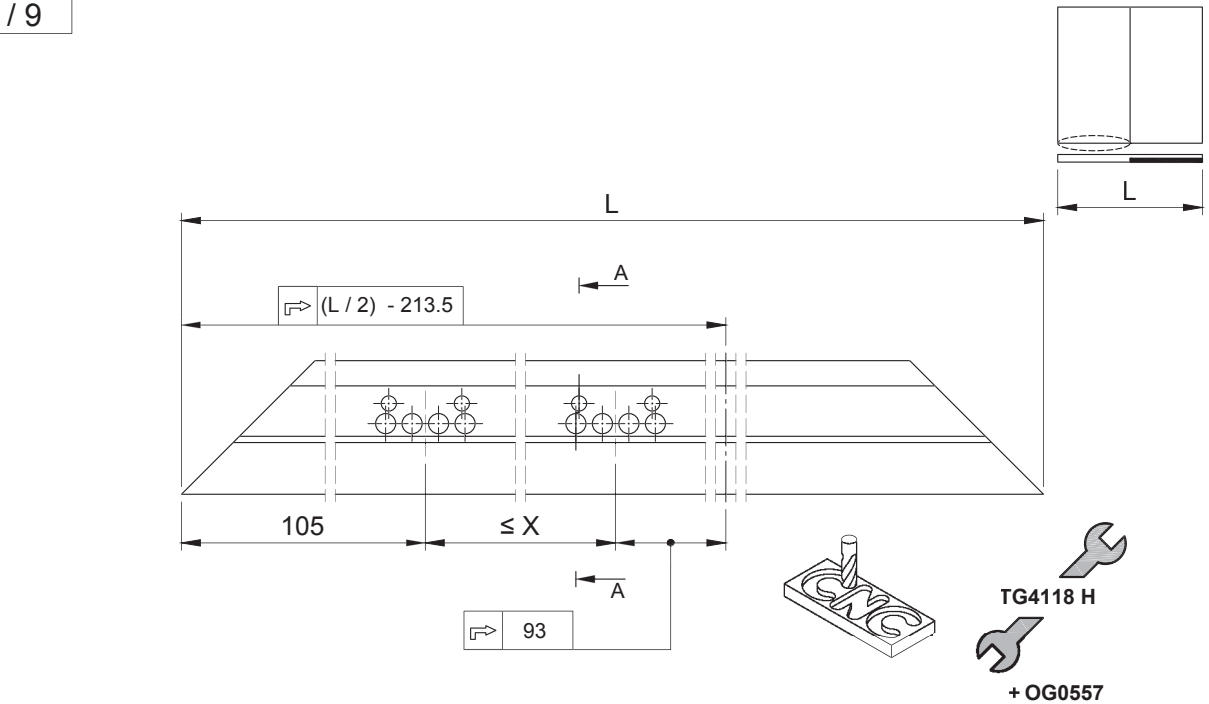


 C160-ASS-1403

1 Binario (C9K017) - Tagli 45° - Incontro ridotto

DRENAGGIO C9K017 - OPERAZIONE H - OPZIONE 1/2

3 / 9

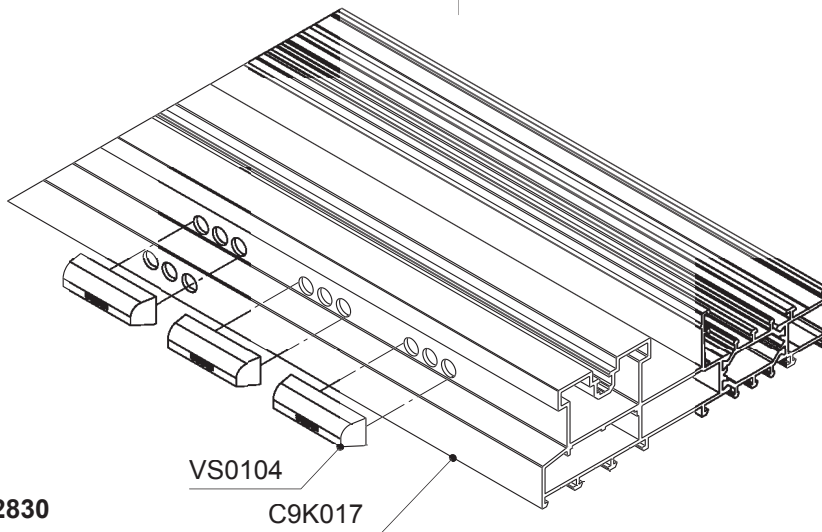
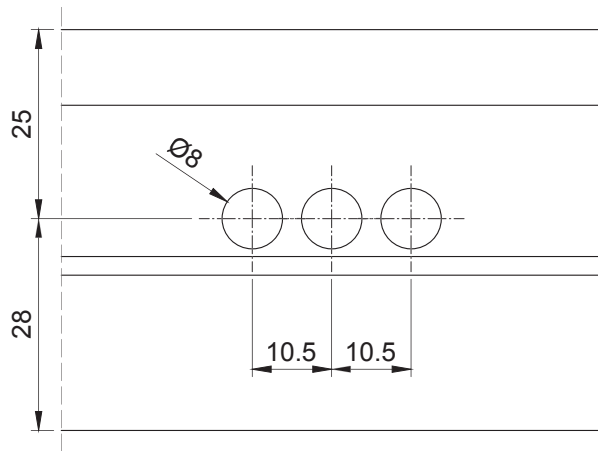
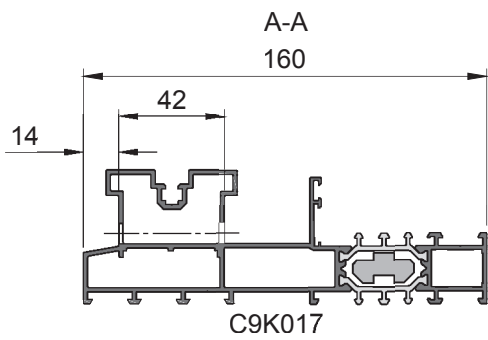
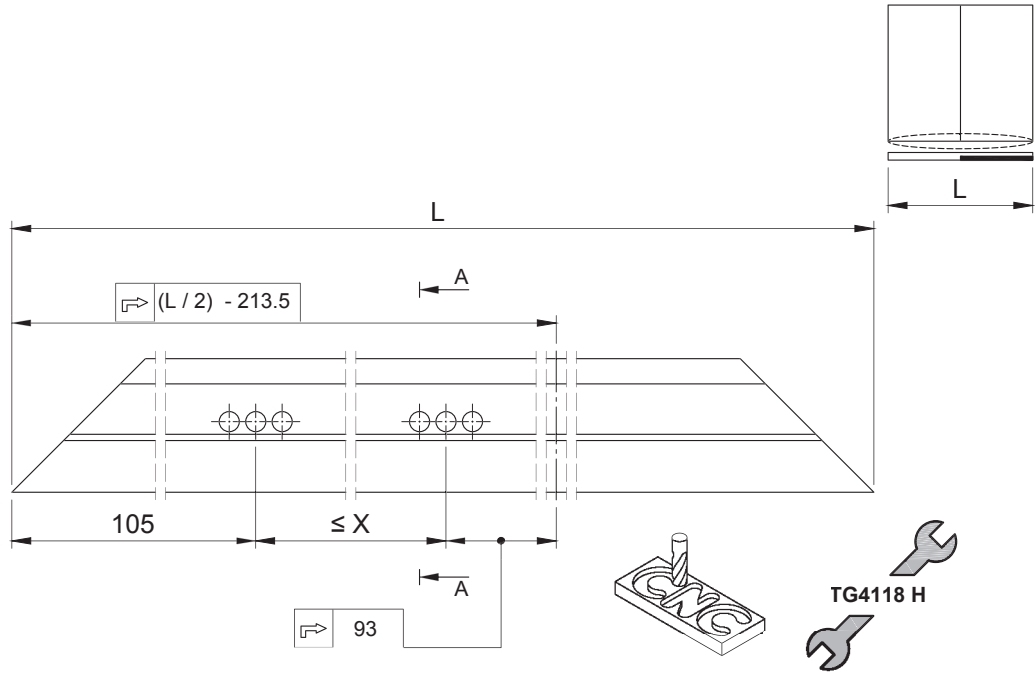


 C160S-ASS-2829

1 Binario (C9K017) - Tagli 45° - Incontro ridotto

DRENAGGIO C9K017 - OPERAZIONE H - OPZIONE 2/2

4 / 9



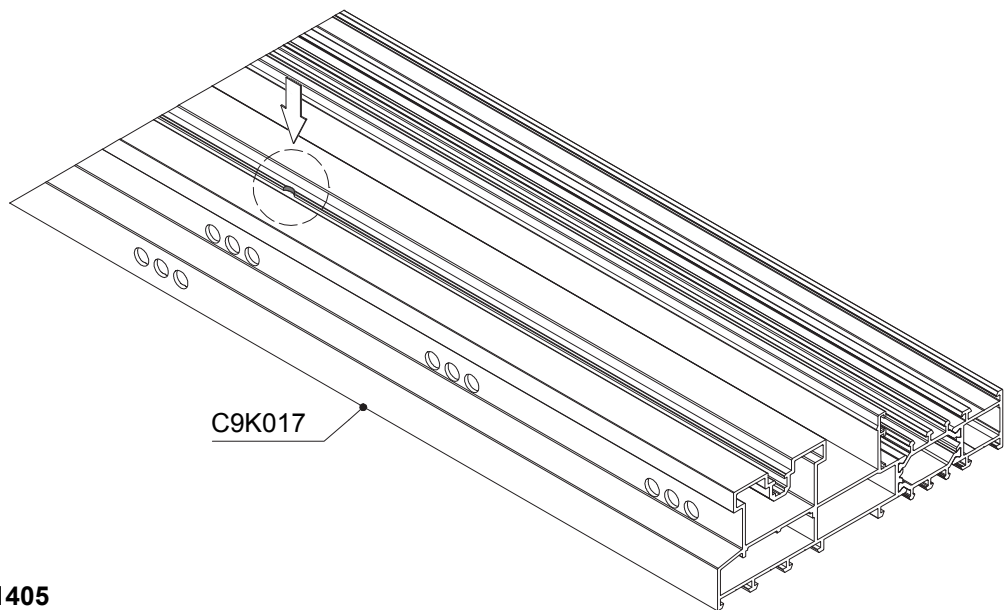
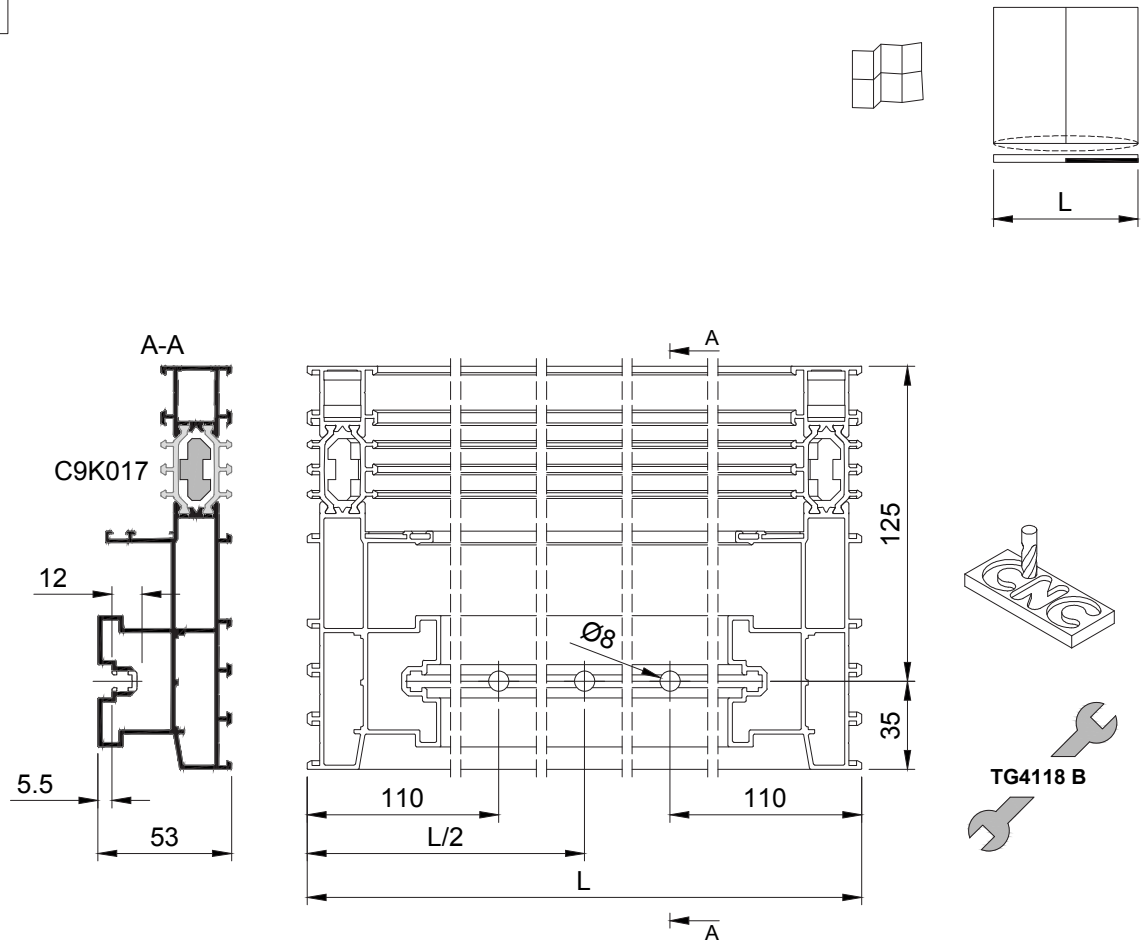
 C160S-ASS-2830


L - Ferramenta e disegni assemblaggio

1 Binario (C9K017) - Tagli 45° - Incontro ridotto

DRENAGGIO C9K017 - OPERAZIONE B

5 / 9



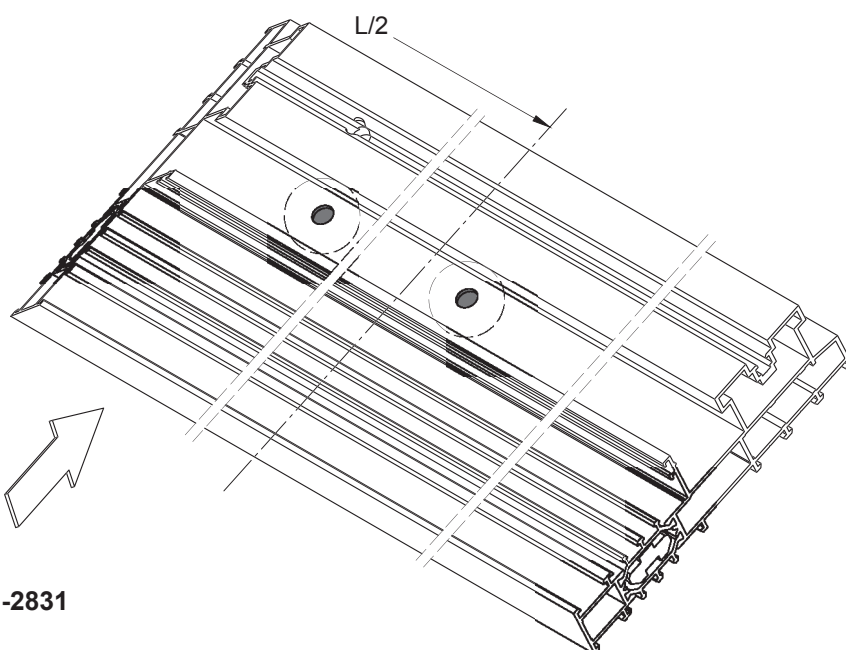
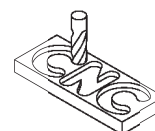
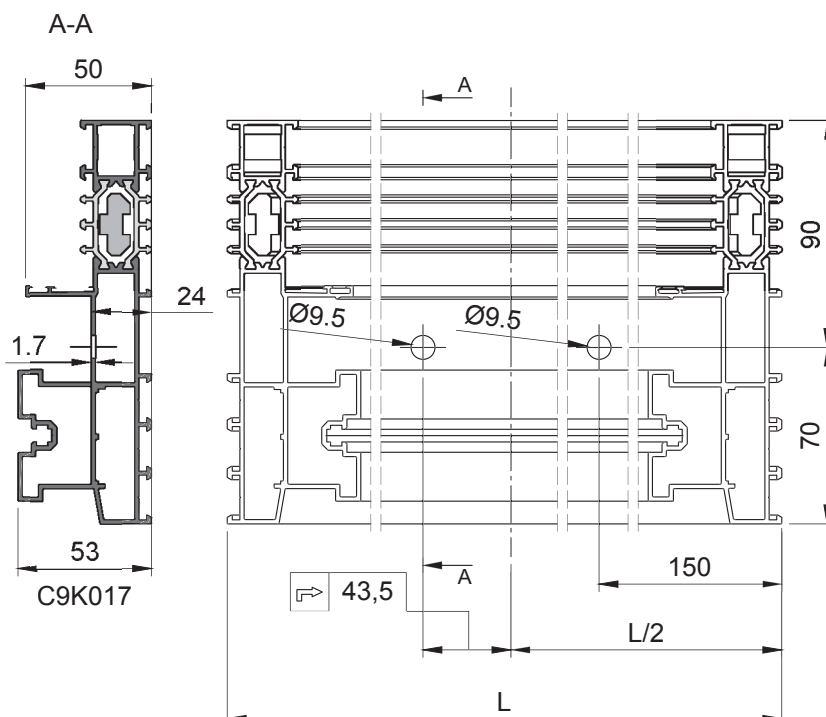
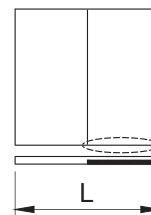
 C160-ASS-1405

1 Binario (C9K017) - Tagli 45° - Incontro ridotto

DRENAGGIO C9K017 - OPERAZIONE A+G

6 / 9

7 / 9

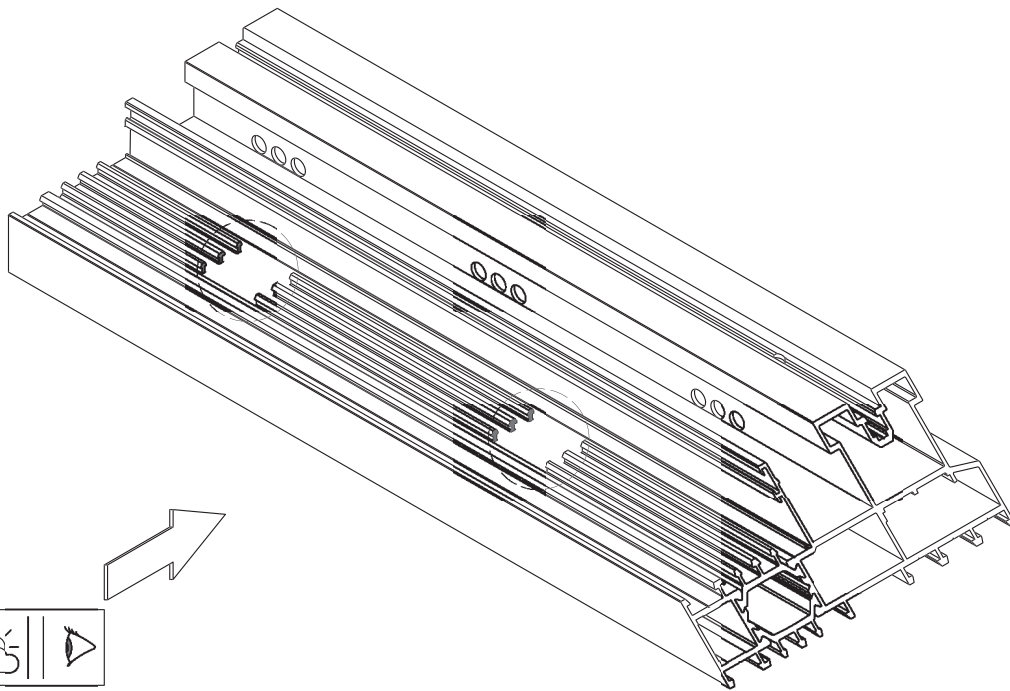
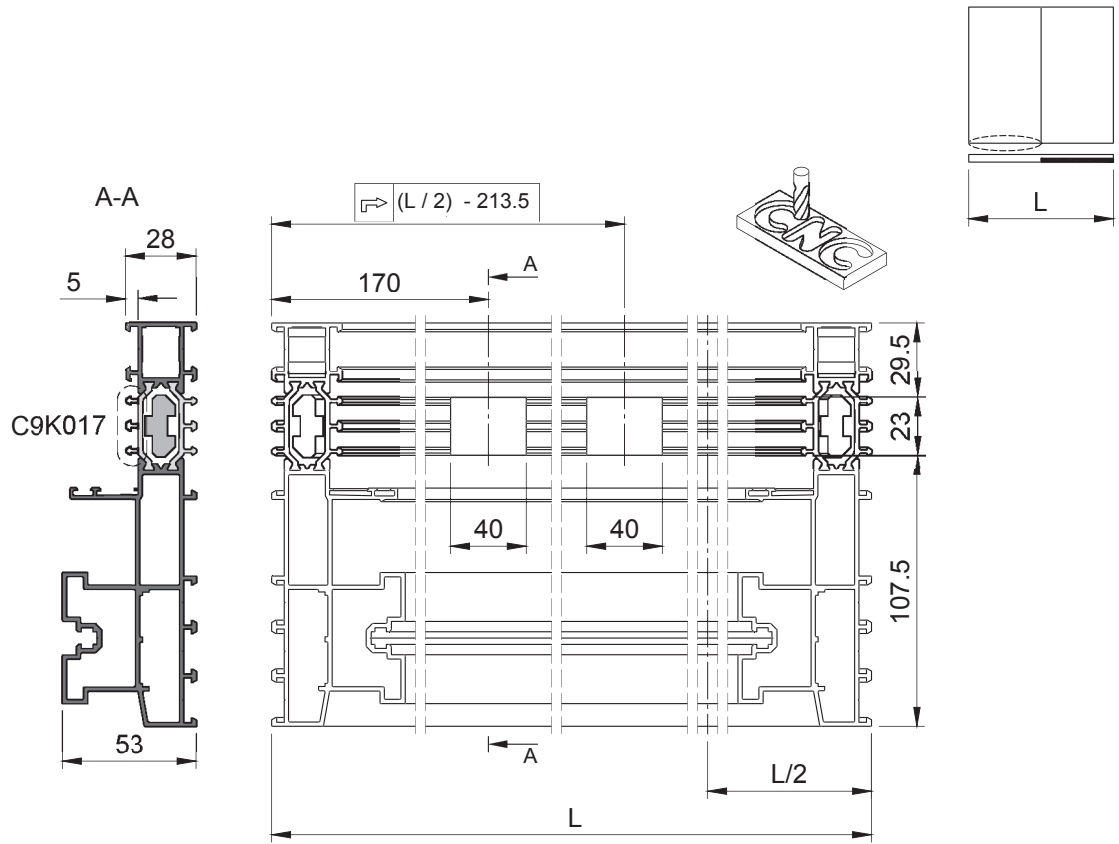


 C160S-ASS-2831

1 Binario (C9K017) - Tagli 45° - Incontro ridotto

DRENAGGIO C9K017 - OPERAZIONE F

8 / 9

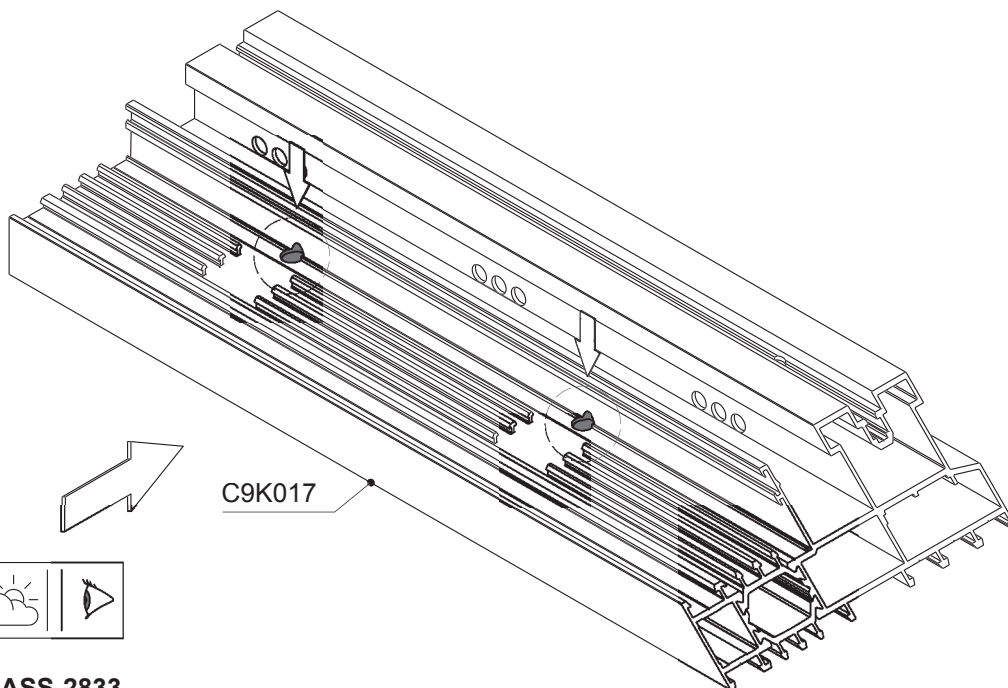
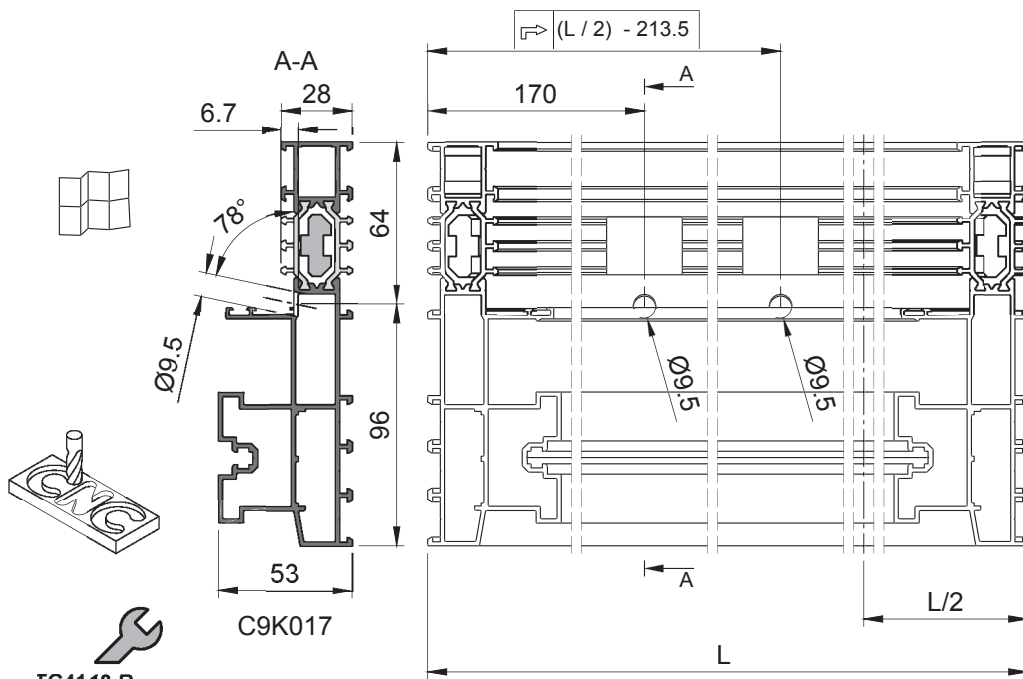
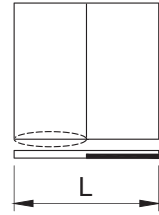


 C160S-ASS-2832

1 Binario (C9K017) - Tagli 45° - Incontro ridotto

DRENAGGIO C9K017 - OPERAZIONE R

9 / 9

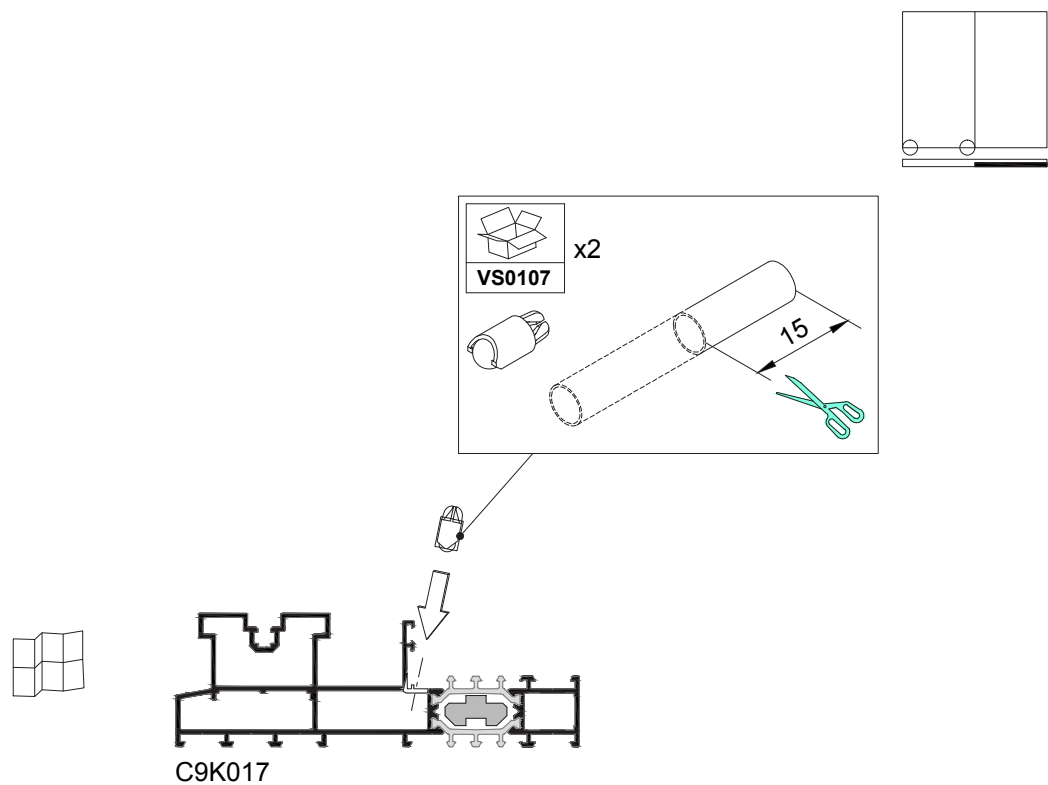
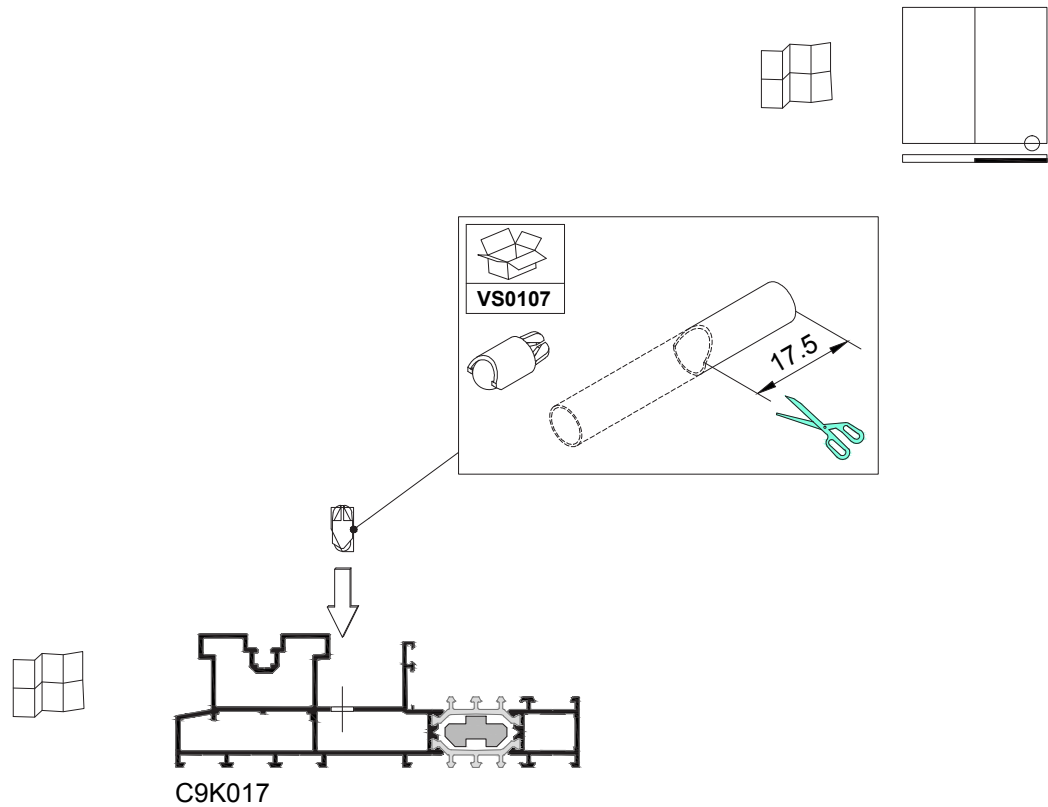


 C160S-ASS-2833

L - Ferramenta e disegni assemblaggio

1 Binario (C9K017) - Tagli 45° - Incontro ridotto

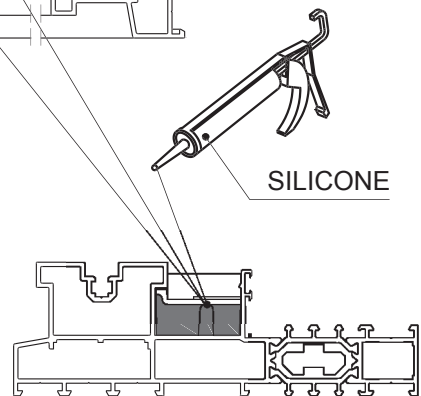
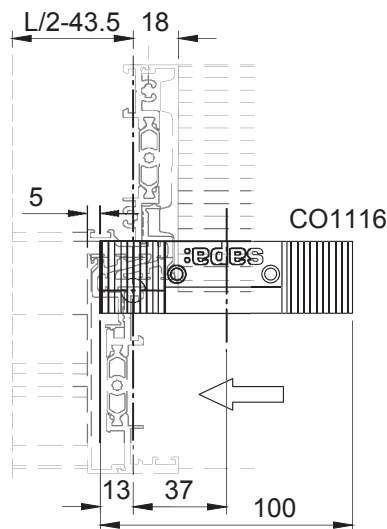
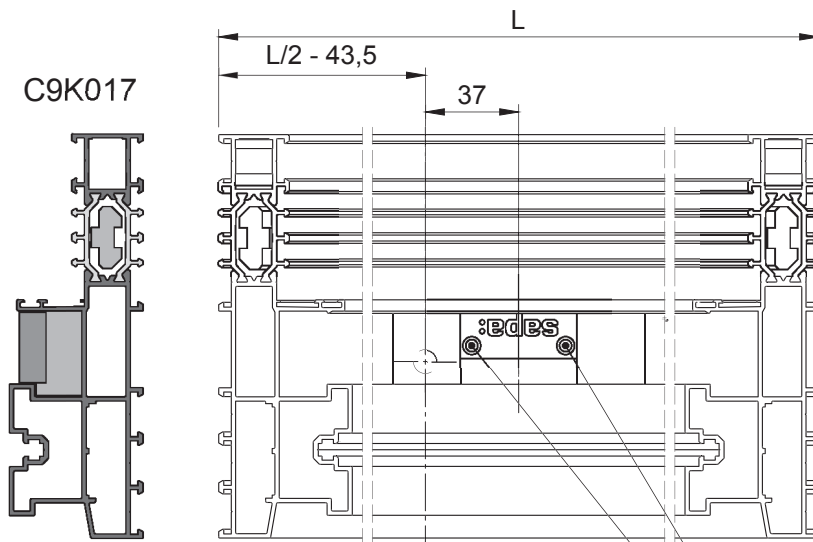
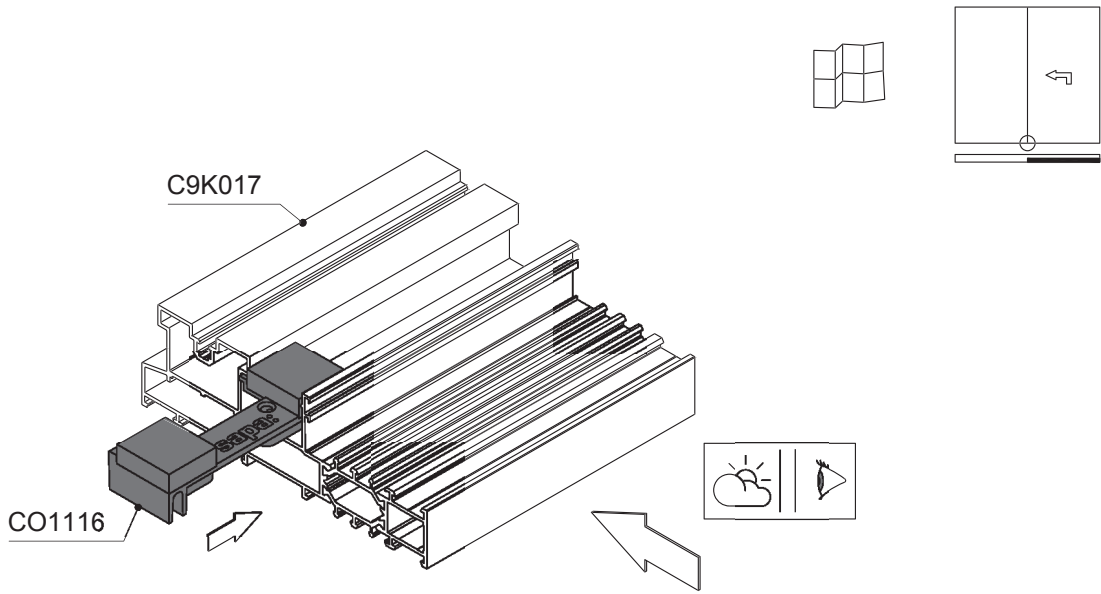
ASSEMBLAGGIO VALVOLA VS0107 SU C9K017 - INFERIORE



 C160-ASS-1410

1 Binario (C9K017) - Tagli 45° - Incontro ridotto

ASSEMBLAGGIO TAPPI DI TENUTA CO1116 SU C9K017 - INFERIORE - ALZANTE SCORREVOLE

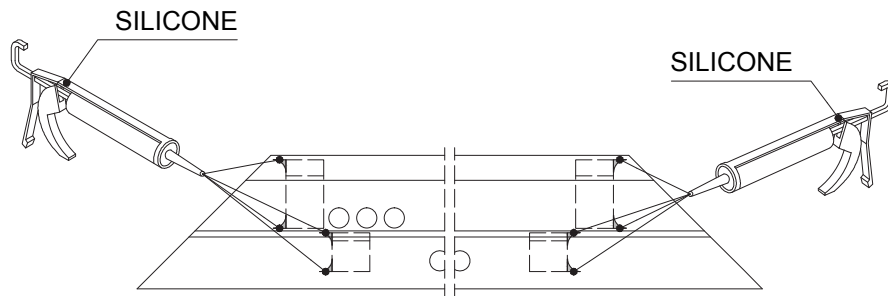
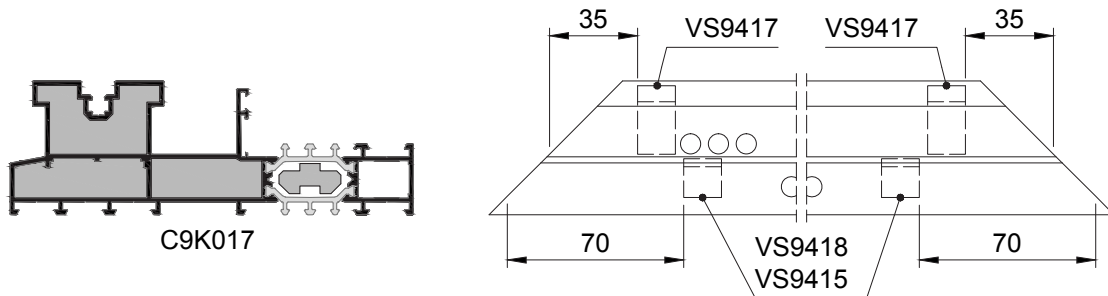
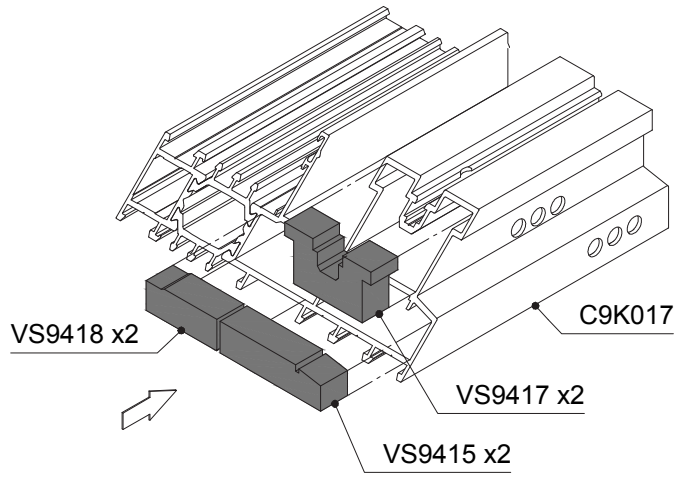



 C160S-ASS-2834

L - Ferramenta e disegni assemblaggio

1 Binario (C9K017) - Tagli 45° - Incontro ridotto

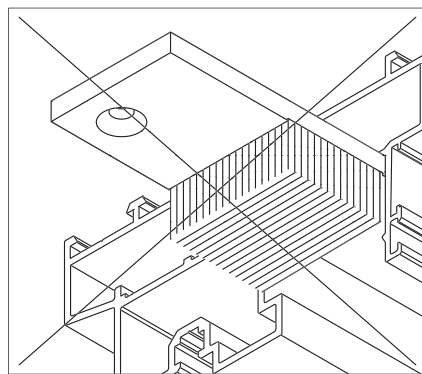
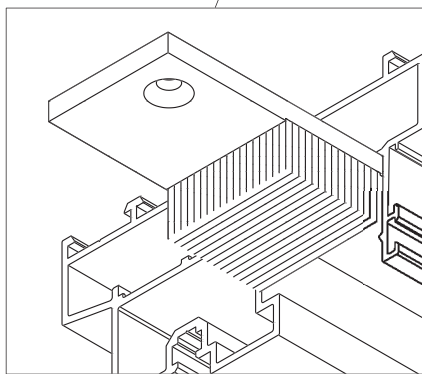
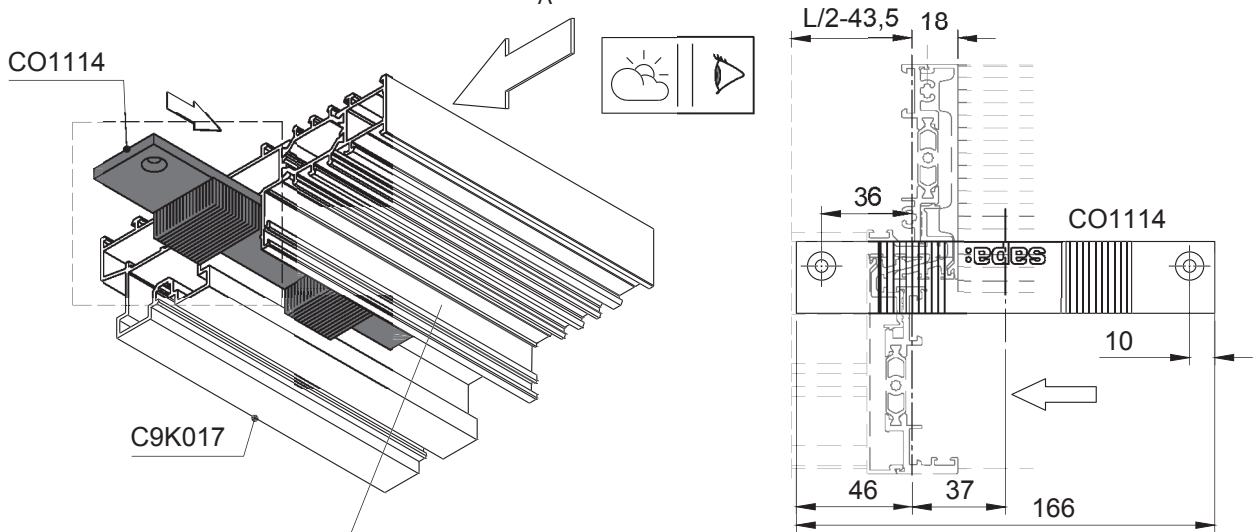
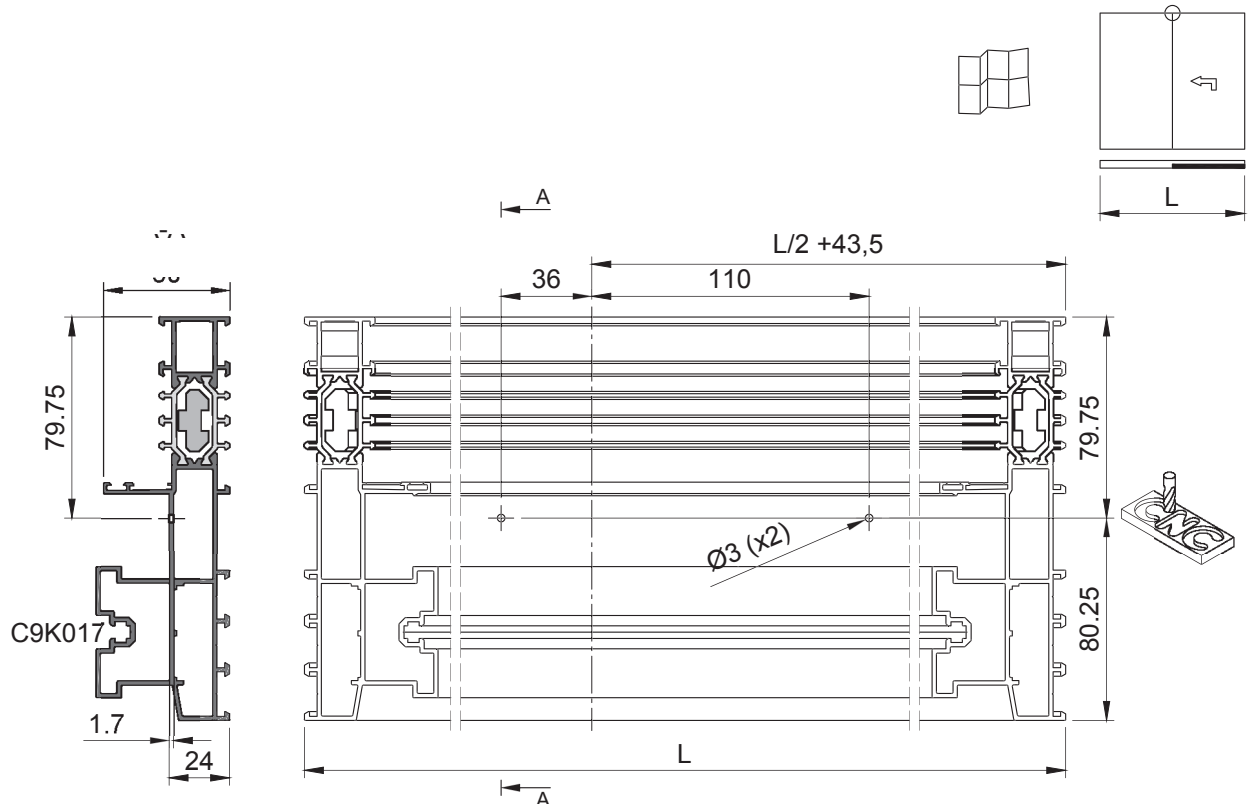
ASSEMBLAGGIO TAPPI DI TENUTA VS9417 SU C9K017 - INFERIORE



 C160-ASS-1413

1 Binario (C9K017) - Tagli 45° - Incontro ridotto

ASSEMBLAGGIO TAPPI DI TENUTA CO1114 SU C9K017 - SUPERIORE - ALZANTE SCORREVOLE

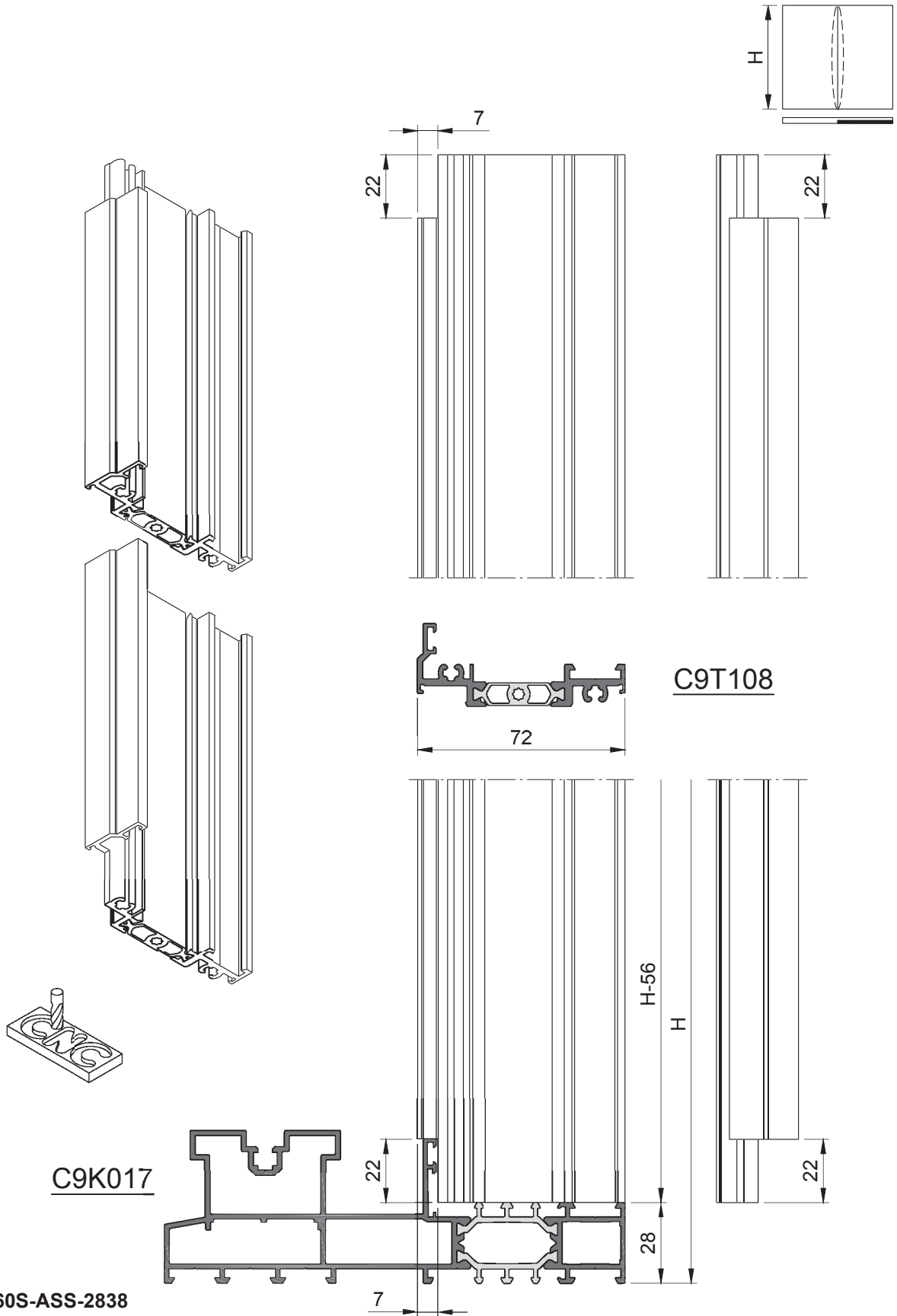


 **C160S-ASS-2836**

CO1114 non è simmetrico, non fissare CO1114 in questa fase.

1 Binario (C9K017) - Tagli 45° - Incontro ridotto

LAVORAZIONE TRAVERSO C9T108

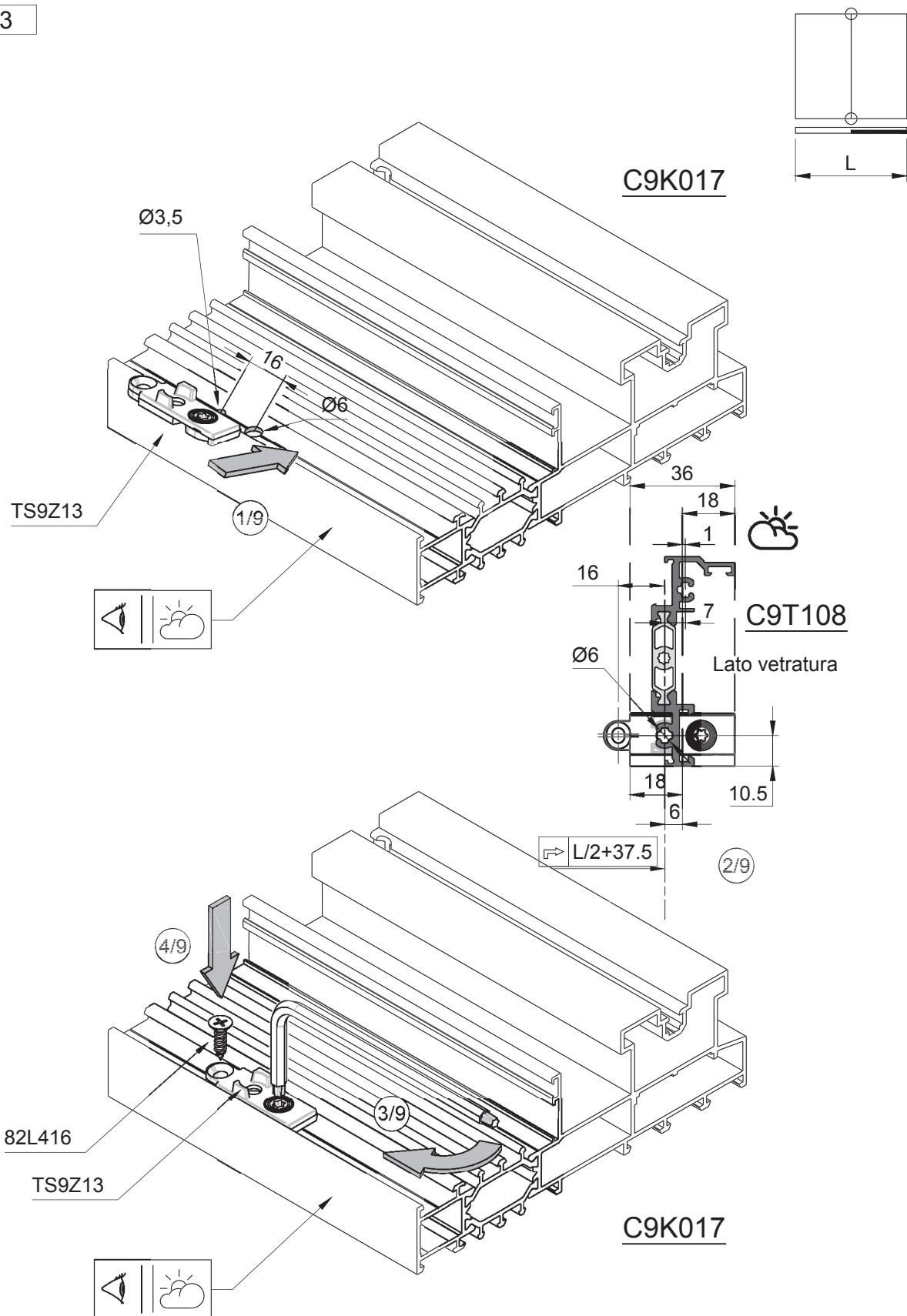


 C160S-ASS-2838

1 Binario (C9K017) - Tagli 45° - Incontro ridotto

ASSEMBLAGGIO CAVALLOTTO TS9Z13

1 / 3



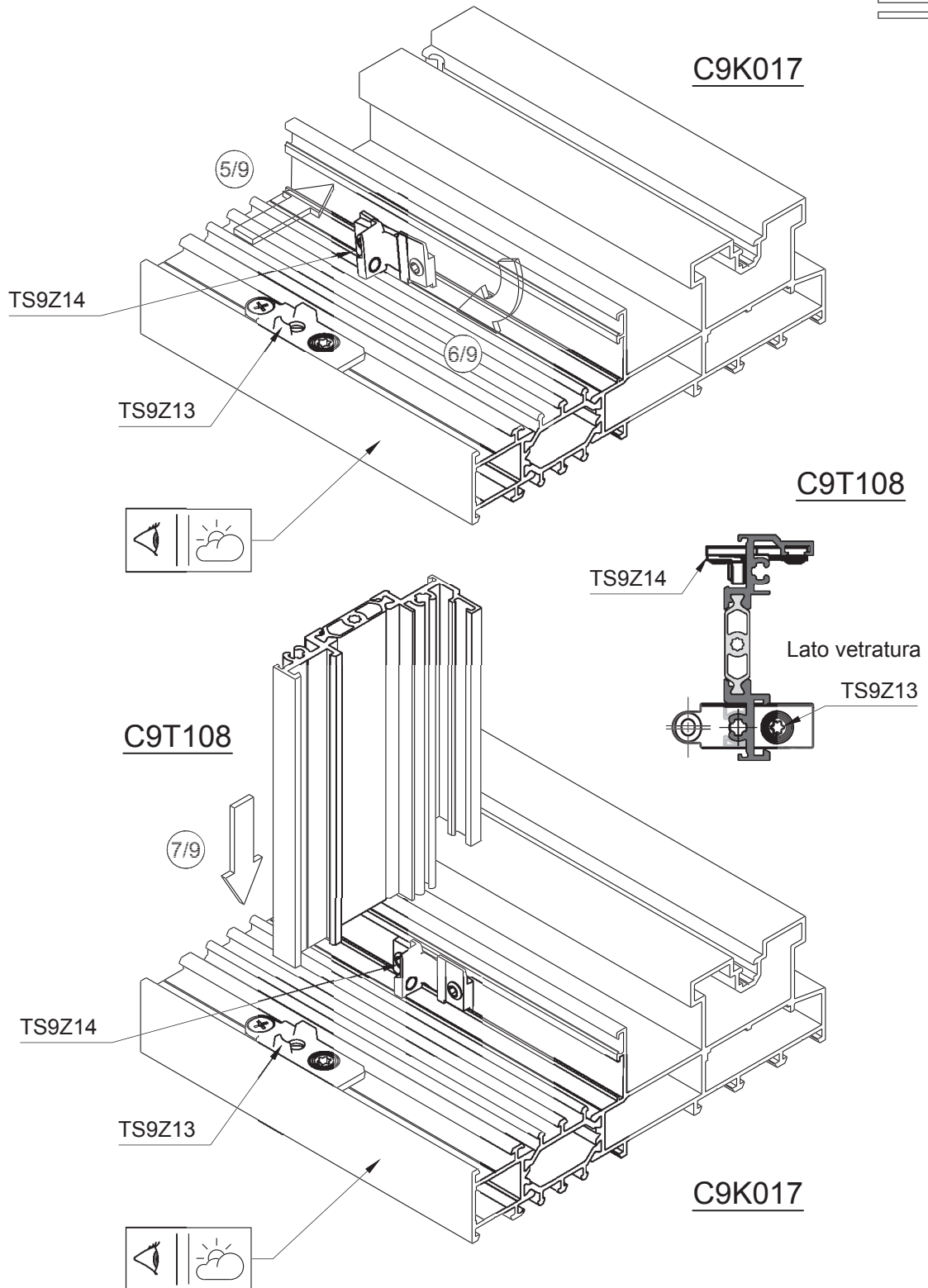
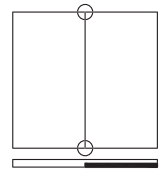
 **C160S-ASS-2839**

Rispettare l'ordine di montaggio TS9Z13 per l'allineamento con Ø6, fissare con la vite.

1 Binario (C9K017) - Tagli 45° - Incontro ridotto

ASSEMBLAGGIO CAVALLOTTO TS9Z14

2 / 3



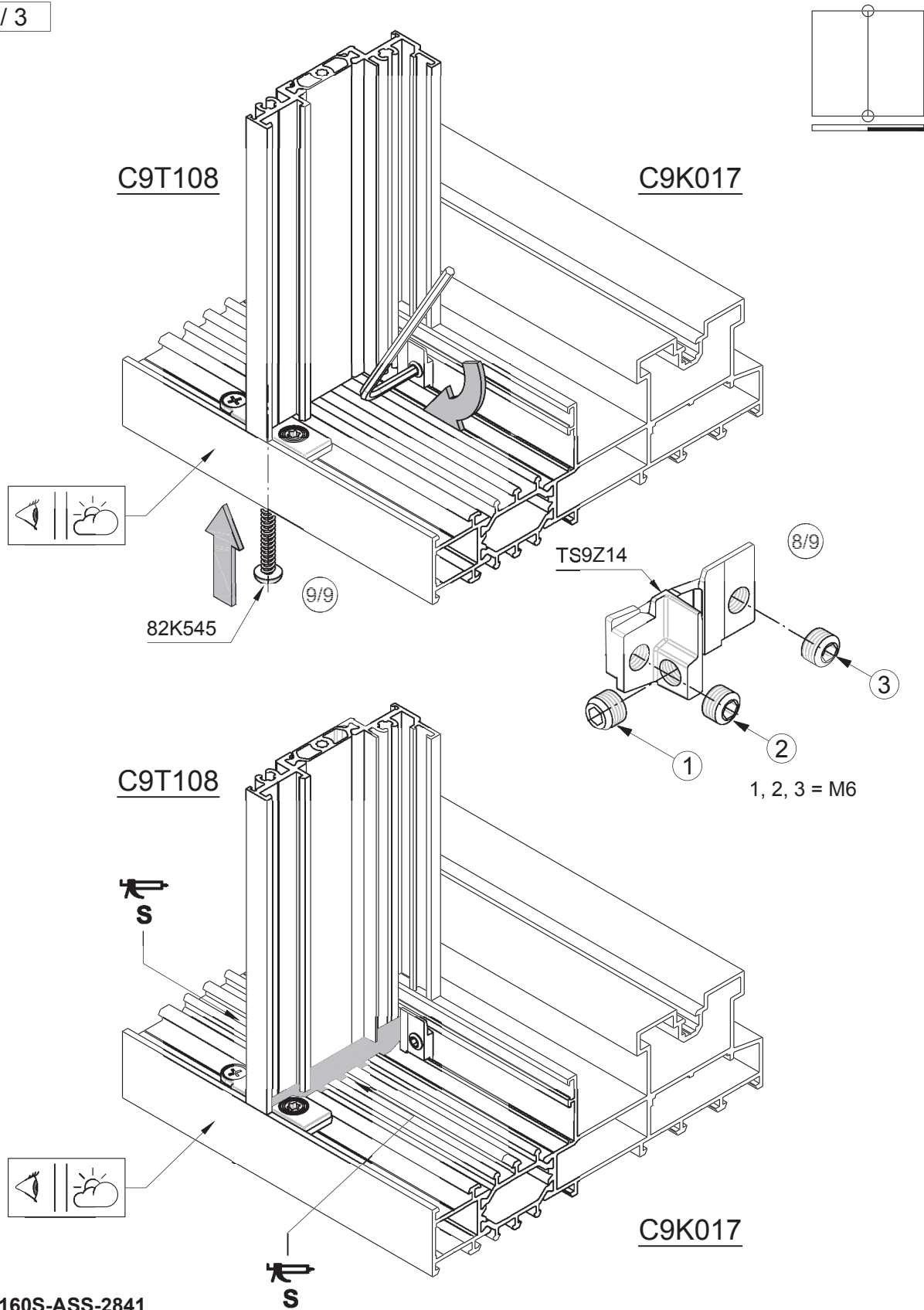
 C160S-ASS-2840

Rispetto dell'ordine di montaggio: vedi disegno.

1 Binario (C9K017) - Tagli 45° - Incontro ridotto

ASSEMBLAGGIO TRAVERSO C9T108

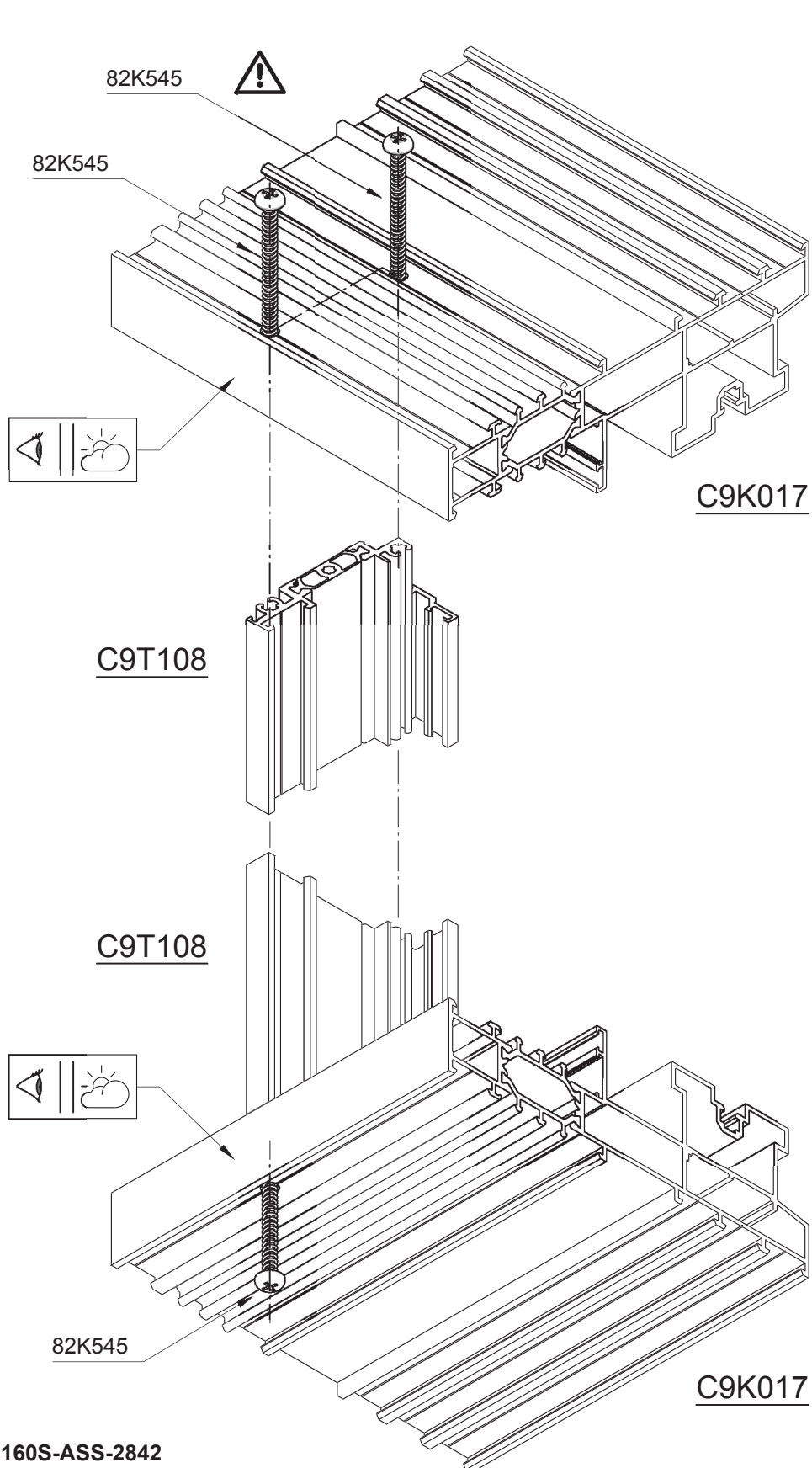
3 / 3



L - Ferramenta e disegni assemblaggio

1 Binario (C9K017) - Tagli 45° - Incontro ridotto

FISSAGGIO C9T108 PER TRASPORTO - C9T108

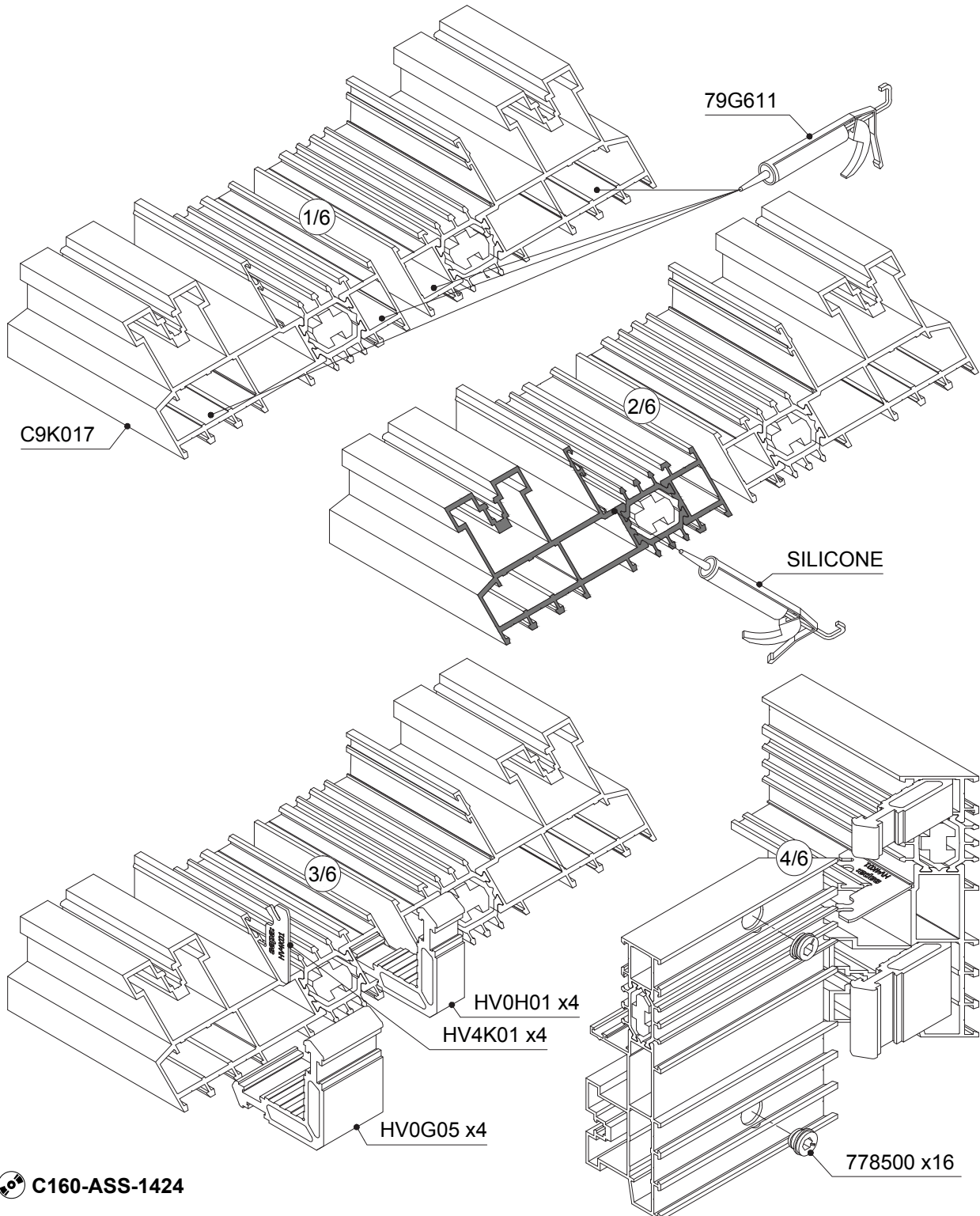
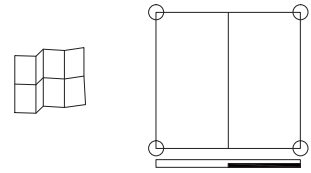



 C160S-ASS-2842

1 Binario (C9K017) - Tagli 45° - Incontro ridotto

ASSEMBLAGGIO TELAIO C9K017 CON SQUADRETTE - ECCENTRICI

1 / 3



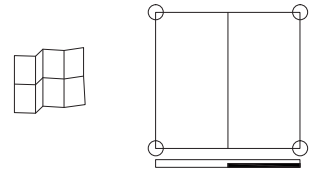
 C160-ASS-1424

L - Ferramenta e disegni assemblaggio

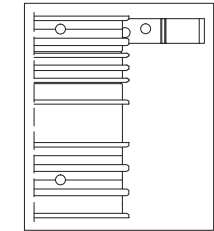
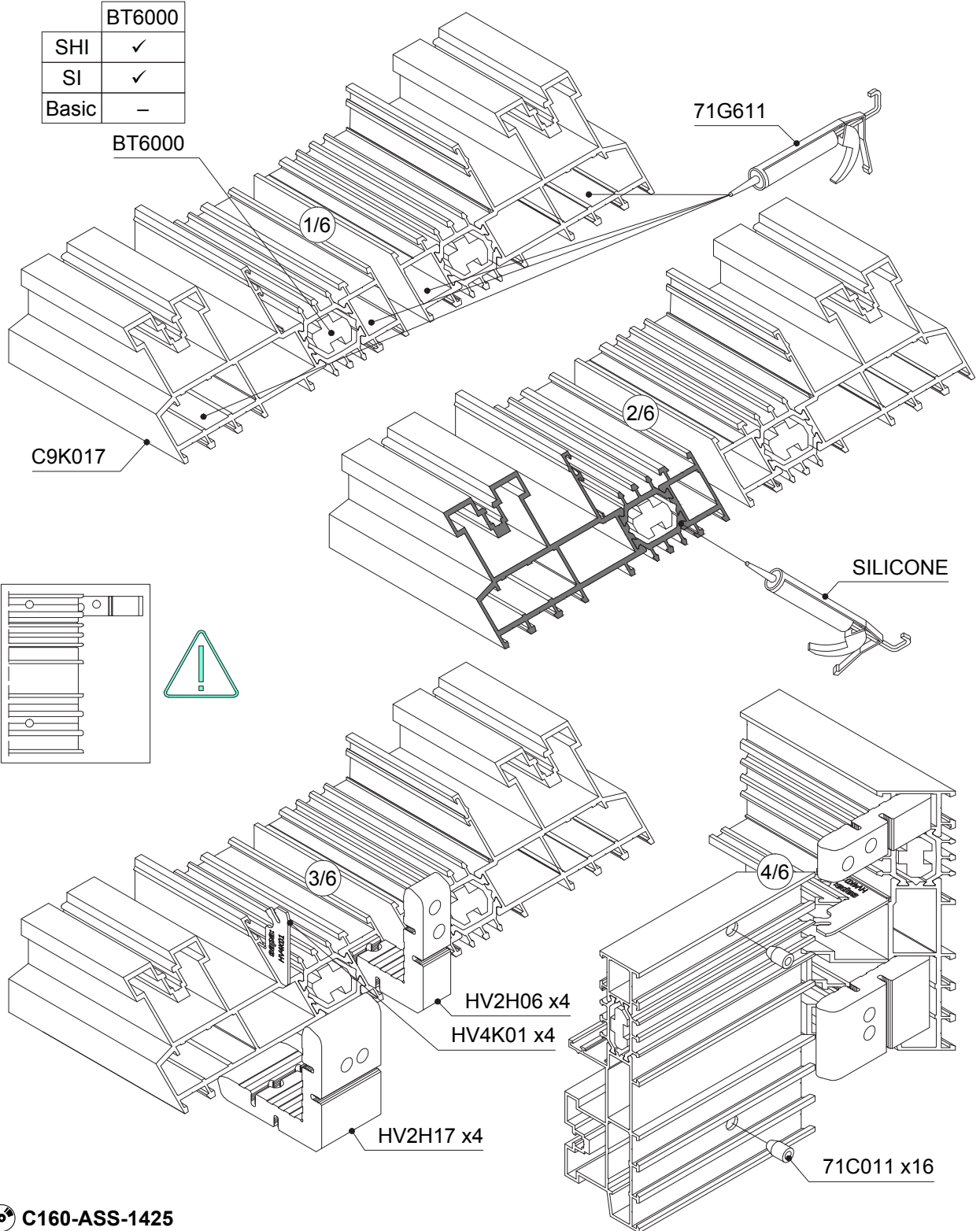
1 Binario (C9K017) - Tagli 45° - Incontro ridotto

ASSEMBLAGGIO TELAIO C9K017 CON SQUADRETTE - SPINE CONICHE

2 / 3



	BT6000
SHI	✓
SI	✓
Basic	-

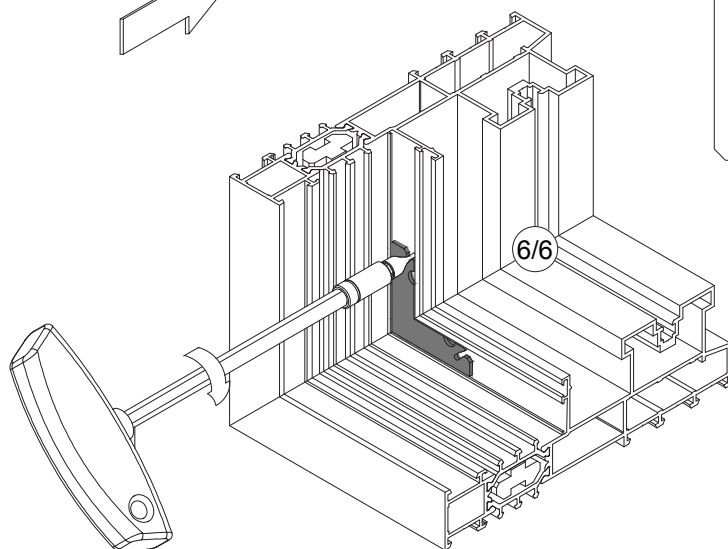
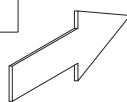
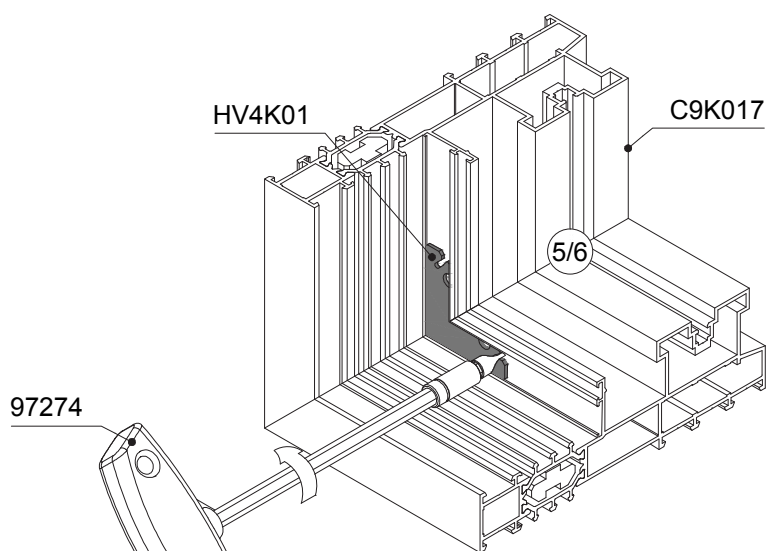
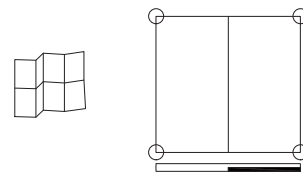



 C160-ASS-1425

1 Binario (C9K017) - Tagli 45° - Incontro ridotto

ASSEMBLAGGIO TELAIO C9K017 CON SQUADRETTE - HV4K01

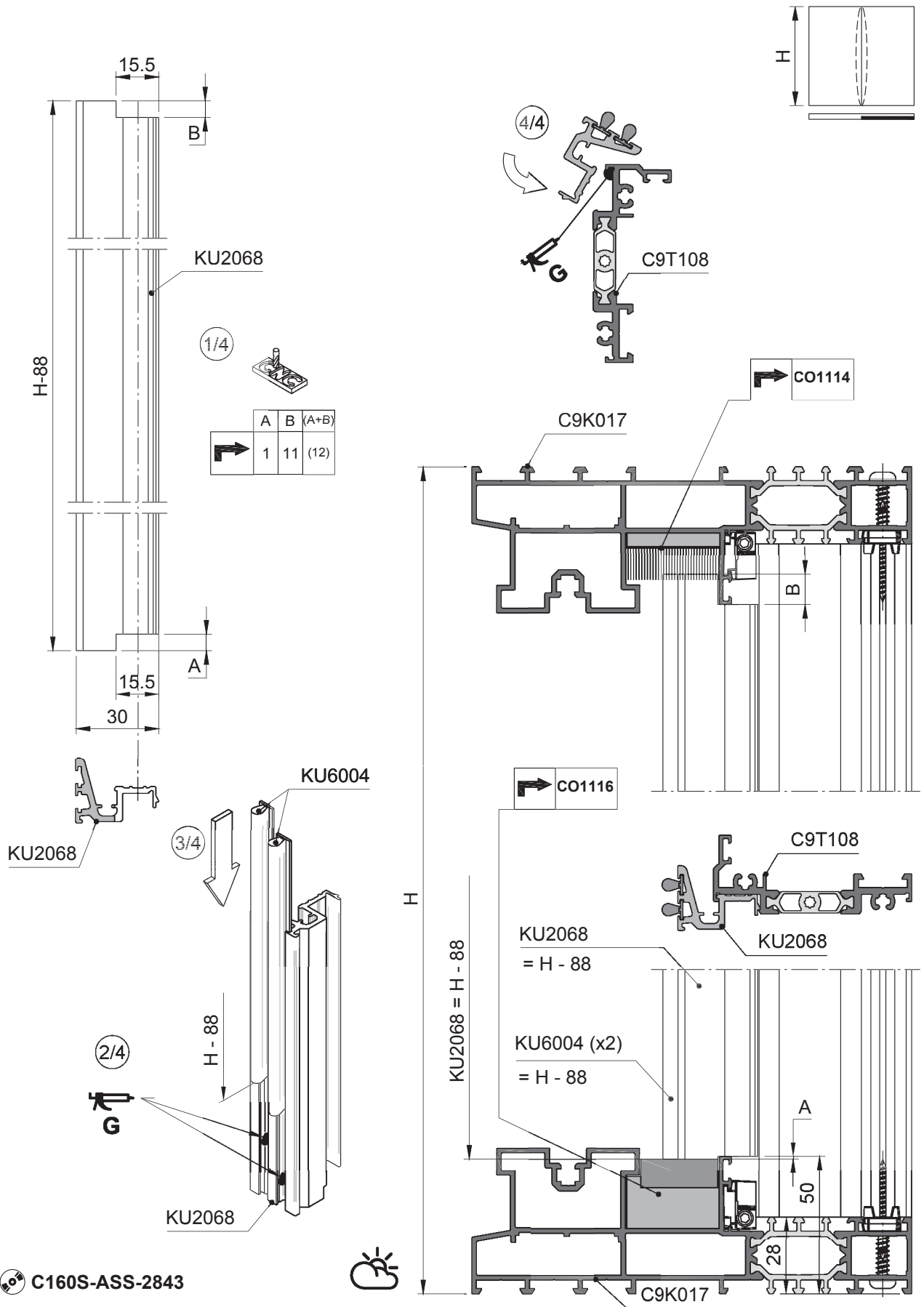
3 / 3



 C160-ASS-1426

1 Binario (C9K017) - Tagli 45° - Incontro ridotto

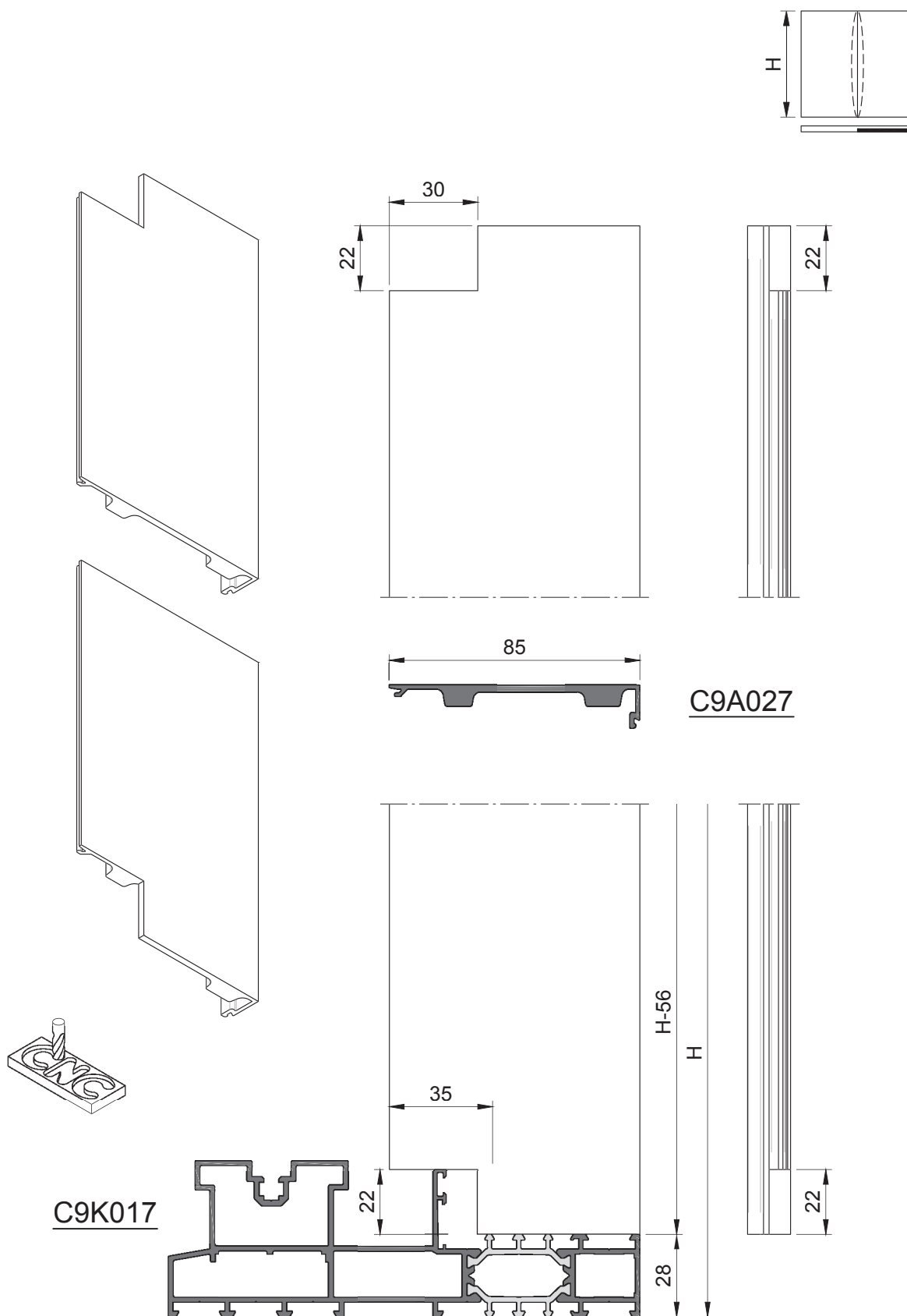
ASSEMBLAGGIO KU2068 E KU6004 SU C9T108



 C160S-ASS-2843

1 Binario (C9K017) - Tagli 45° - Incontro ridotto

LAVORAZIONE SU C9A027



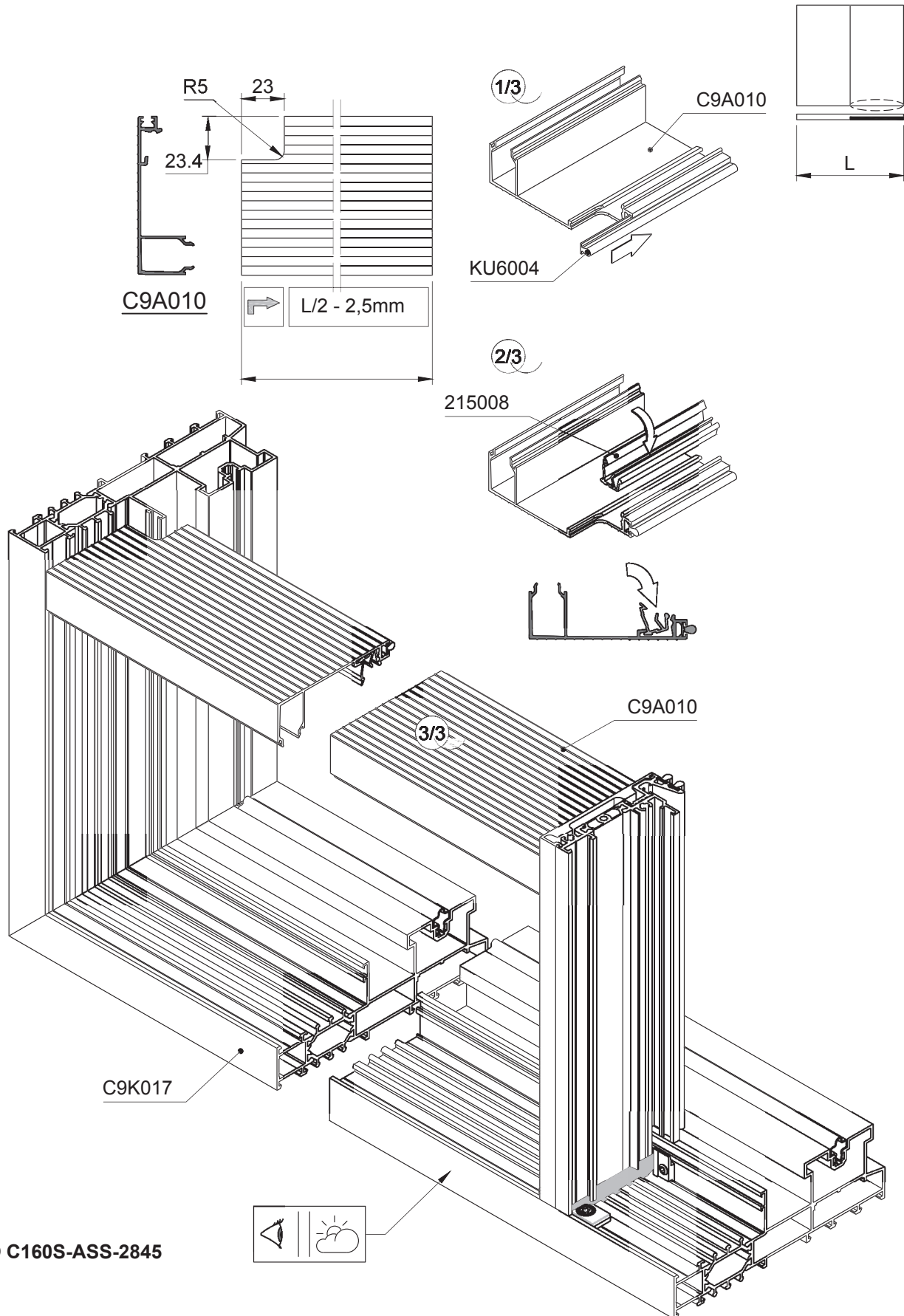
L - Ferramenta e disegni assemblaggio

 C160S-ASS-2844

Domal C160 Smartline

1 Binario (C9K017) - Tagli 45° - Incontro ridotto

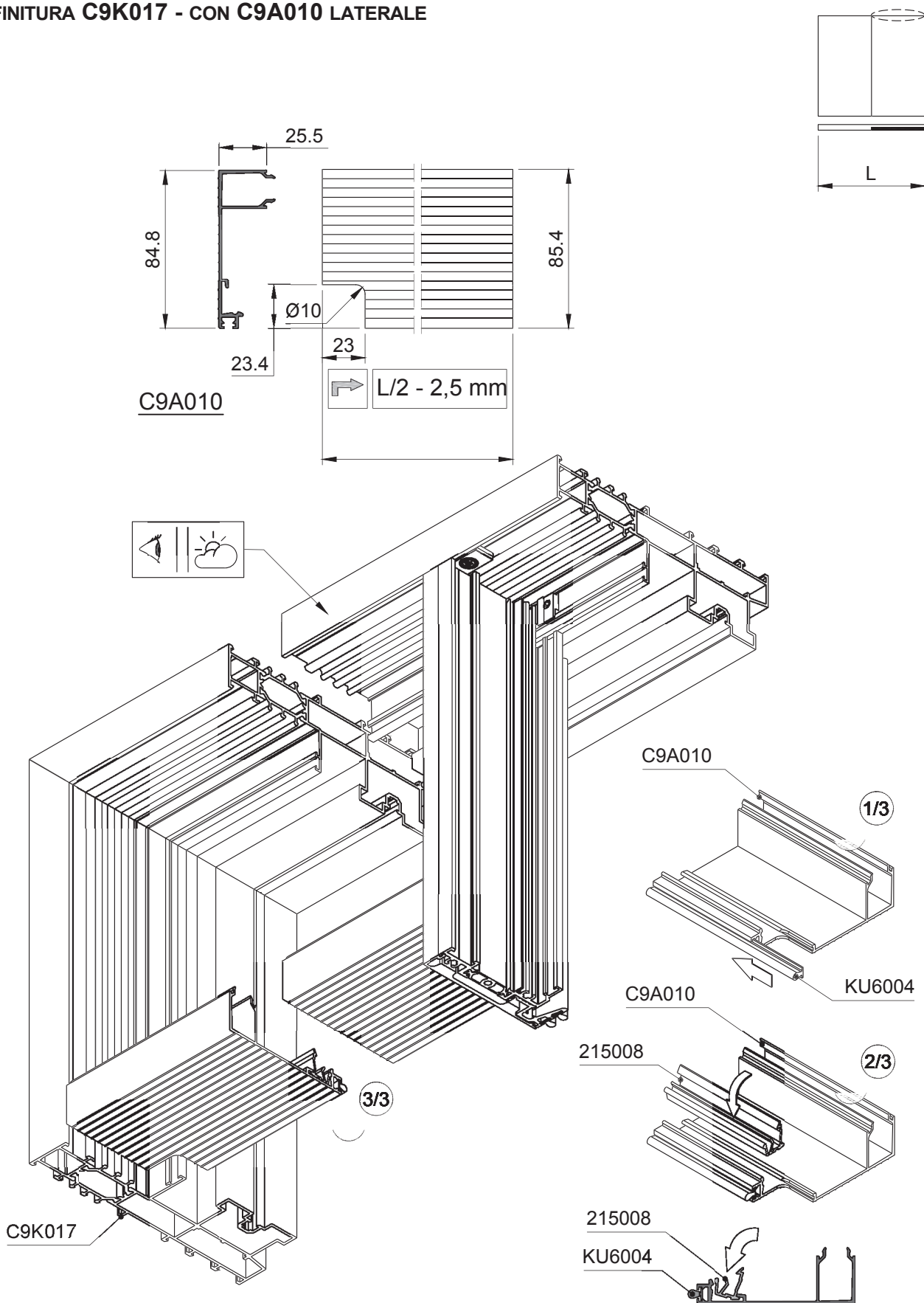
FINITURA C9K017 - CON C9A010 INFERIORE



 C160S-ASS-2845

1 Binario (C9K017) - Tagli 45° - Incontro ridotto

FINITURA C9K017 - CON C9A010 LATERALE



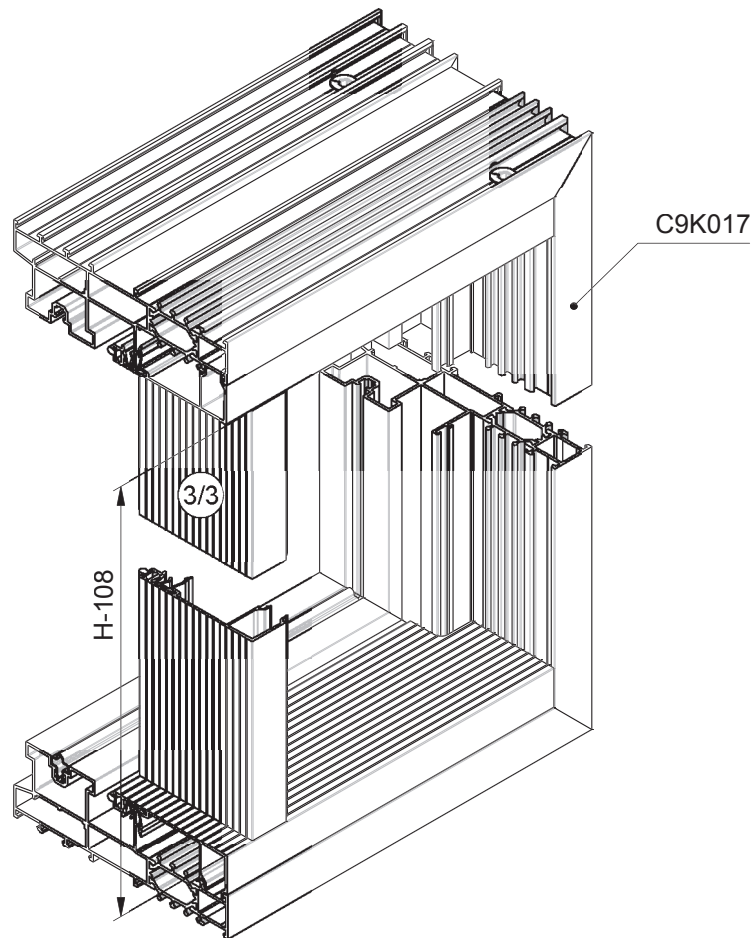
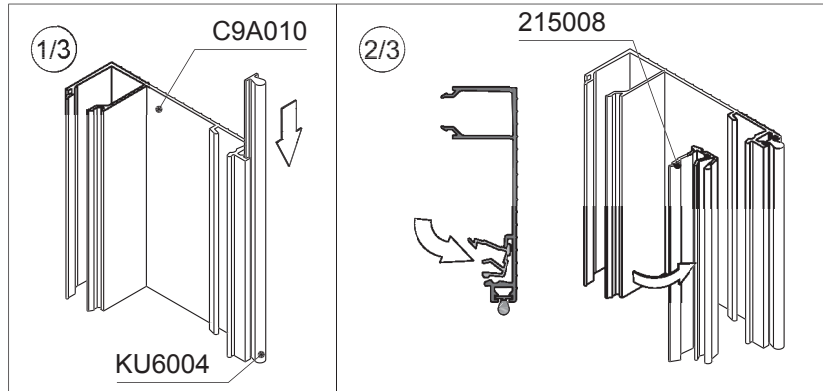
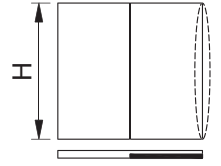
 C160S-ASS-2846


Domal C160 Smartline

1 Binario (C9K017) - Tagli 45° - Incontro ridotto

FINITURA C9K017 - CON C9A010 VERTICALE

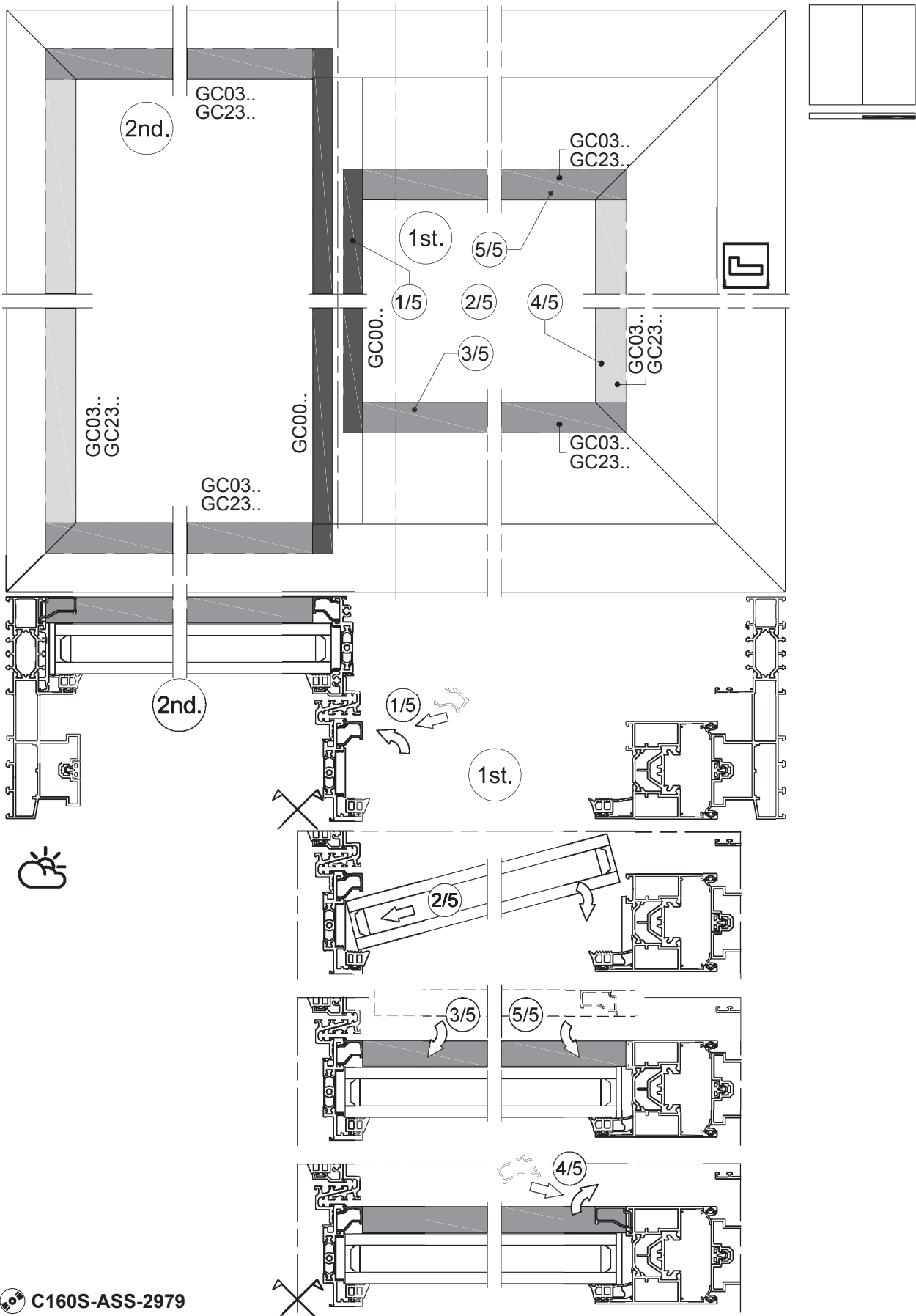
3 / 3



 C160-ASS-1442

1 Binario (C9K017) - Tagli 45° - Incontro ridotto

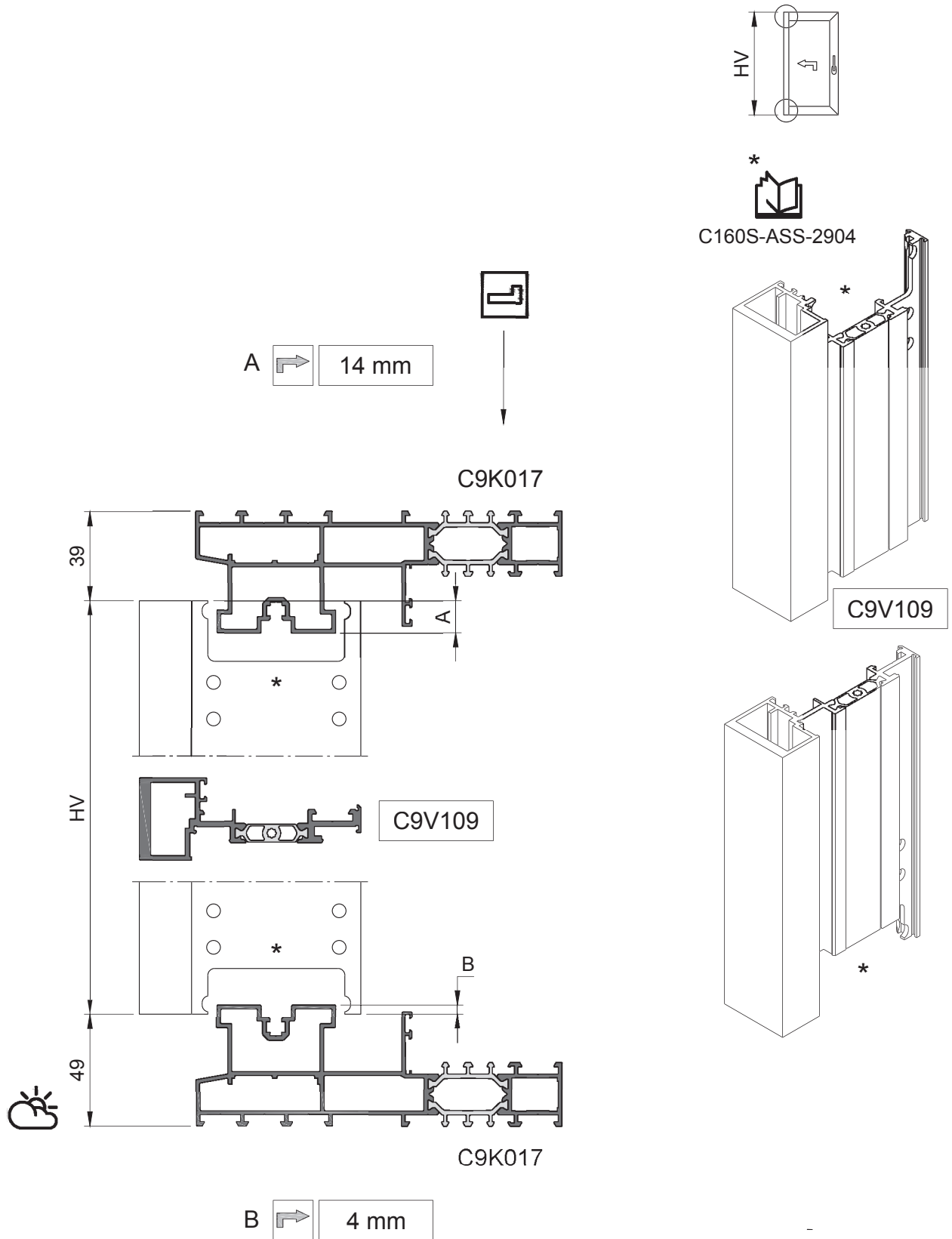
ORDINE DI MONTAGGIO FERMAVETRI 1 BINARIO C9K017



 C160S-ASS-2979

1 Binario (C9K017) - Tagli 45° - Incontro ridotto

OPERAZIONE RINFORZO ANTA C9V109 PER TERMINALI VS9501/VS9502



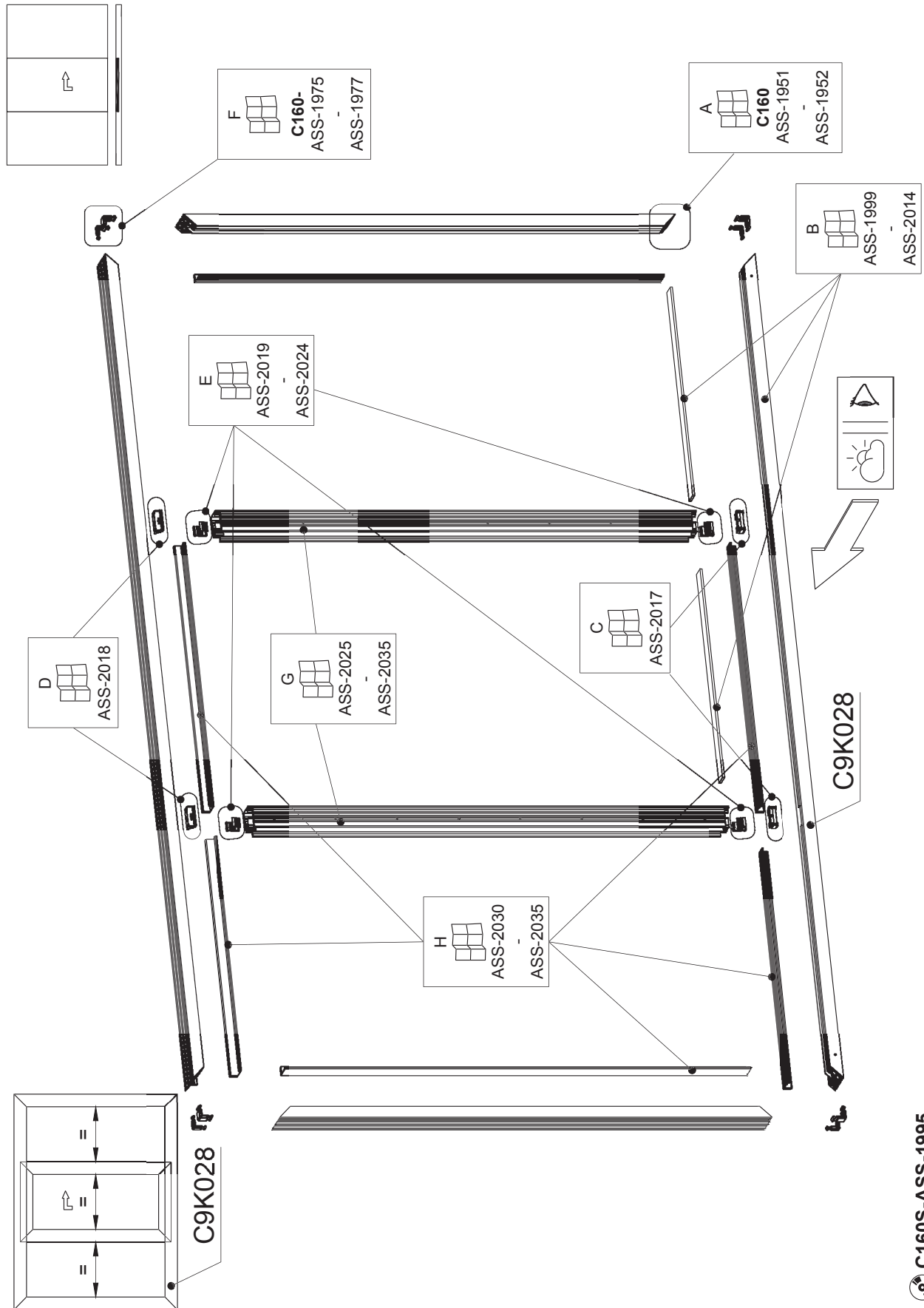
C160S-ASS-2848

1 Binario fisso-apribile-fisso invertito (C9K028)

Panoramica assemblaggio	L527
Operazione C9K028 per ZB0078	L528
3D panoramica drenaggio: C9K028 + KU2065	L529
2D panoramica drenaggio: C9K028 + KU2065	L530
Drenaggio C9K028 - Parte 1	L531
Drenaggio C9K028 - Parte 2	L532
Drenaggio C9K028 - Parte 3	L533
Drenaggio C9K028 - Parte 4	L534
Drenaggio C9K028 - Parte 5	L535
Drenaggio C9K028 - Parte 6	L536
Drenaggio C9K028 - Parte 7	L537
Drenaggio C9A112	L538
Isolamento del drenaggio KU2065 - A	L539
Isolamento del drenaggio KU2065 - B	L540
Isolamento del drenaggio KU2065 - C	L541
Vista 3D posizione RU9706	L542
Operazione su RU9706 per drenaggio	L543
Assemblaggio valvola VS0107 e profilo di isolamento KU2065 su C9K028 - Inferiore	L544
Assemblaggio tappi di tenuta su C9K028 - Inferiore	L545
Assemblaggio tappi di tenuta CO1210/11 su C9K028 - Inferiore	L546
Assemblaggio tappi di tenuta CO1212 su C9K028 - Superiore	L547
Operazione traverso-anta C9V102-104	L548
Assemblaggio cavallotti per traversi	L549
Assemblaggio cavallotti	L550
Assemblaggio traverso su telaio C9K028	L551
Assemblaggio TS9Z05 su traverso e telaio	L552
Assemblaggio tappi di tenuta CO1210/11 - Inferiore	L553
Assemblaggio incontro, posizionamento TG3020	L554
Assemblaggio incontro su traverso C9V102	L555
Assemblaggio incontro su traverso C9V102, rimozione di pezzi di posizionamento	L556
Assemblaggio guarnizione RU4302 su KU2054	L557
Operazione C9A018 ed assemblaggio su traverso C9V102	L558
Assemblaggio guarnizione RU9706 - Inferiore	L559
Assemblaggio C9A122 - Centrale inferiore	L560
Assemblaggio C9A122 - Centrale superiore	L561
Operazione, posizionamento ed assemblaggio C9A040 e KU6004 - Verticale	L562
Operazione, posizionamento ed assemblaggio C9A040 e KU6004 - Orizzontale superiore	L563
Operazione, posizionamento ed assemblaggio C9A040 e KU6004 - Orizzontale inferiore	L564
Panoramica ferramenta alzante scorrevole	L565
Operazione ed assemblaggio ZB0078 - Superiore - Alzante scorrevole	L566
Posizionamento ed assemblaggio VS9002	L567
Assemblaggio VS9225 - Superiore lato maniglia	L568

1 Binario fisso-apribile-fisso invertito (C9K028)

PANORAMICA ASSEMBLAGGIO


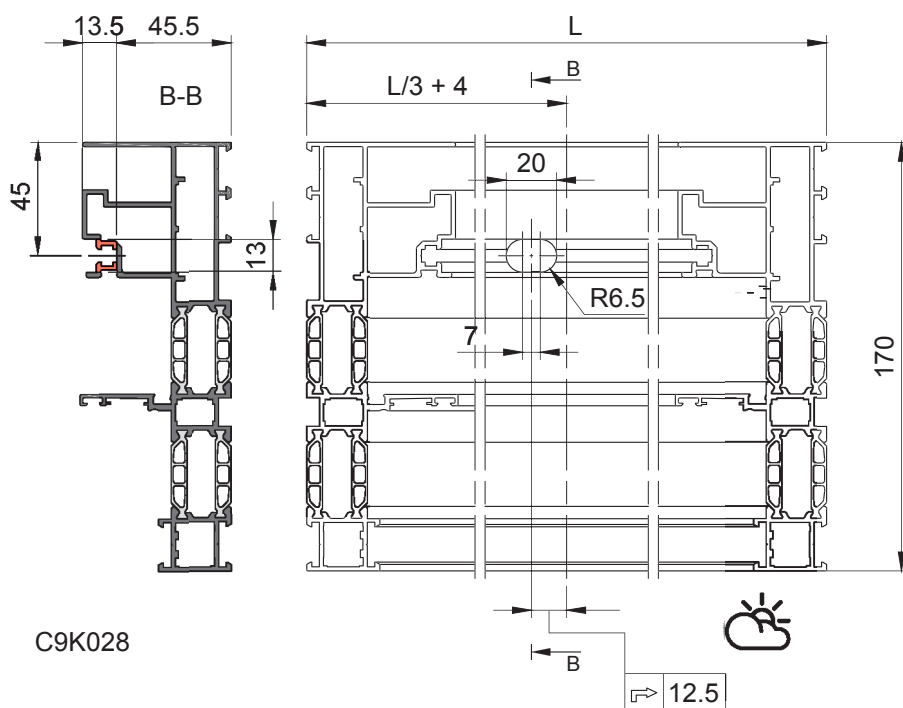
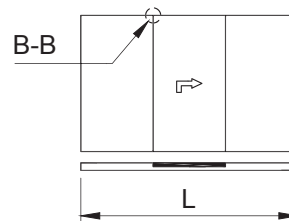


 C160S-ASS-1995

L - Ferramenta e disegni assemblaggio

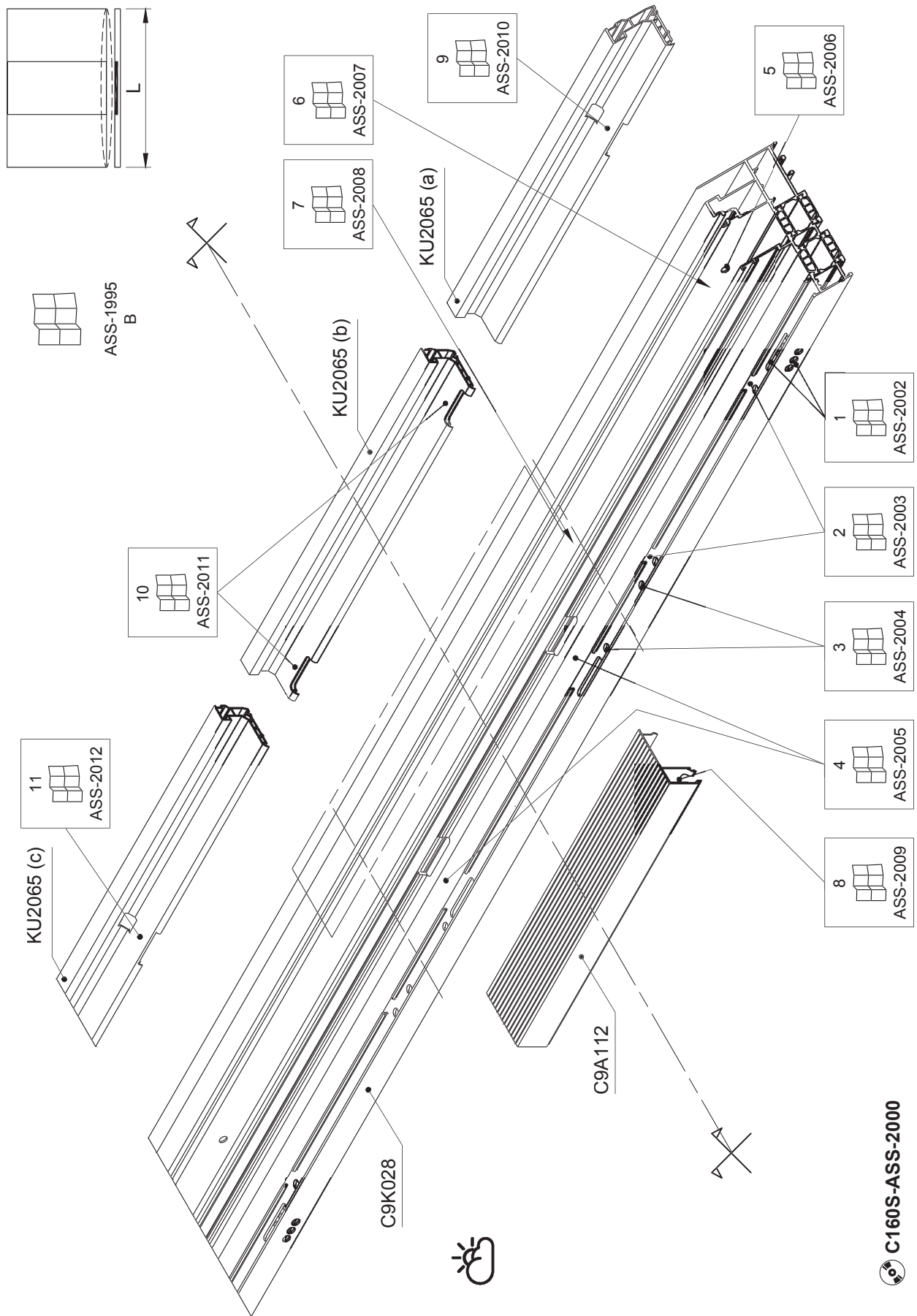
1 Binario fisso-apribile-fisso invertito (C9K028)

OPERAZIONE C9K028 PER ZB0078



1 Binario fisso-apribile-fisso invertito (C9K028)

3D PANORAMICA DRENAGGIO: C9K028 + KU2065



 C160S-ASS-2000

L - Ferramenta e disegni assemblaggio

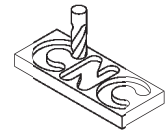
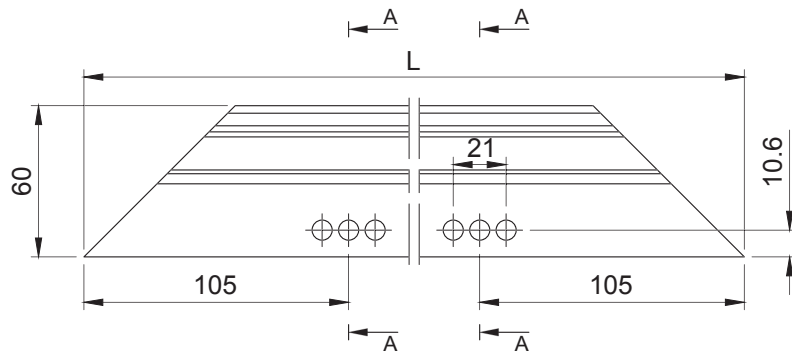
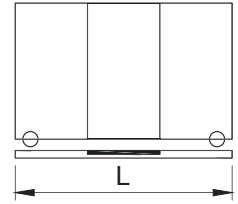
1 Binario fisso-apribile-fisso invertito (C9K028)

DRENAGGIO C9K028 - PARTE 1

1 / 11

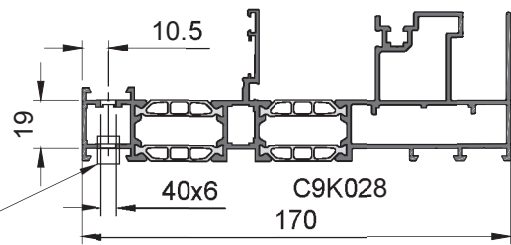
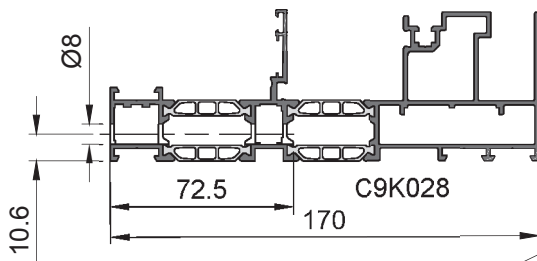


ASS-2000
ASS-2001

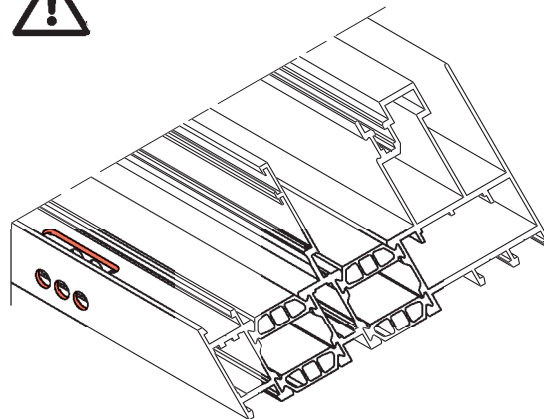


A - A (1)

A - A (2)



a scelta



 C160S-ASS-2002

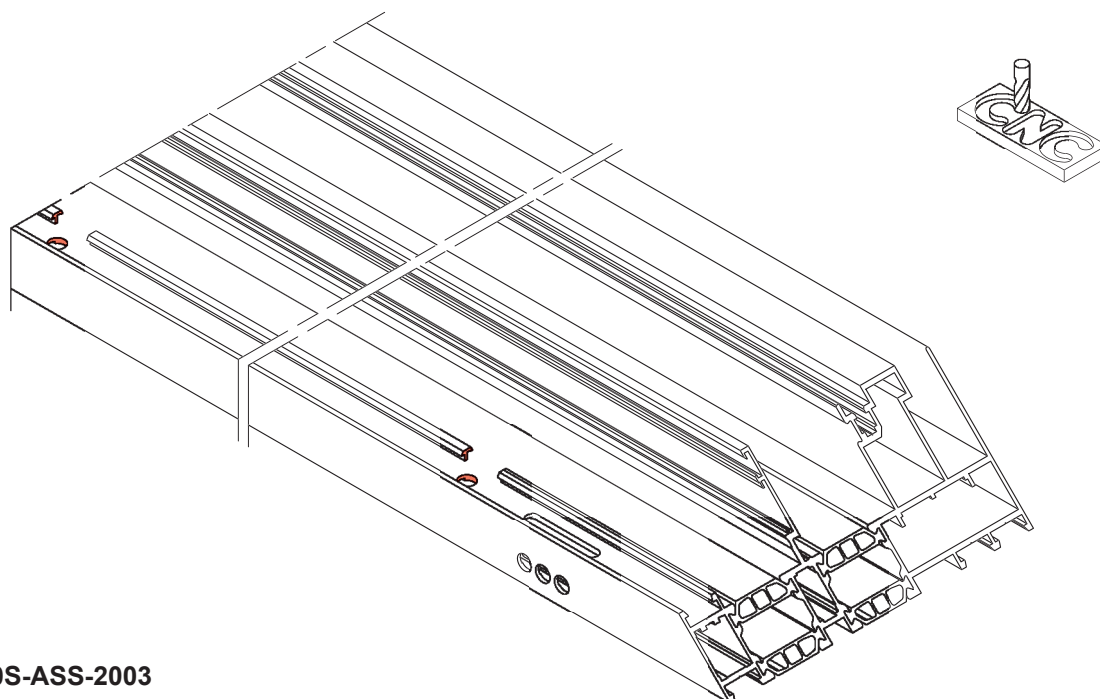
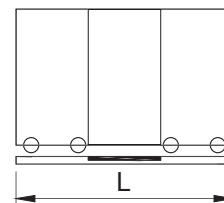
1 Binario fisso-apribile-fisso invertito (C9K028)

DRENAGGIO C9K028 - PARTE 2

2 / 11



ASS-2000
ASS-2001



 C160S-ASS-2003

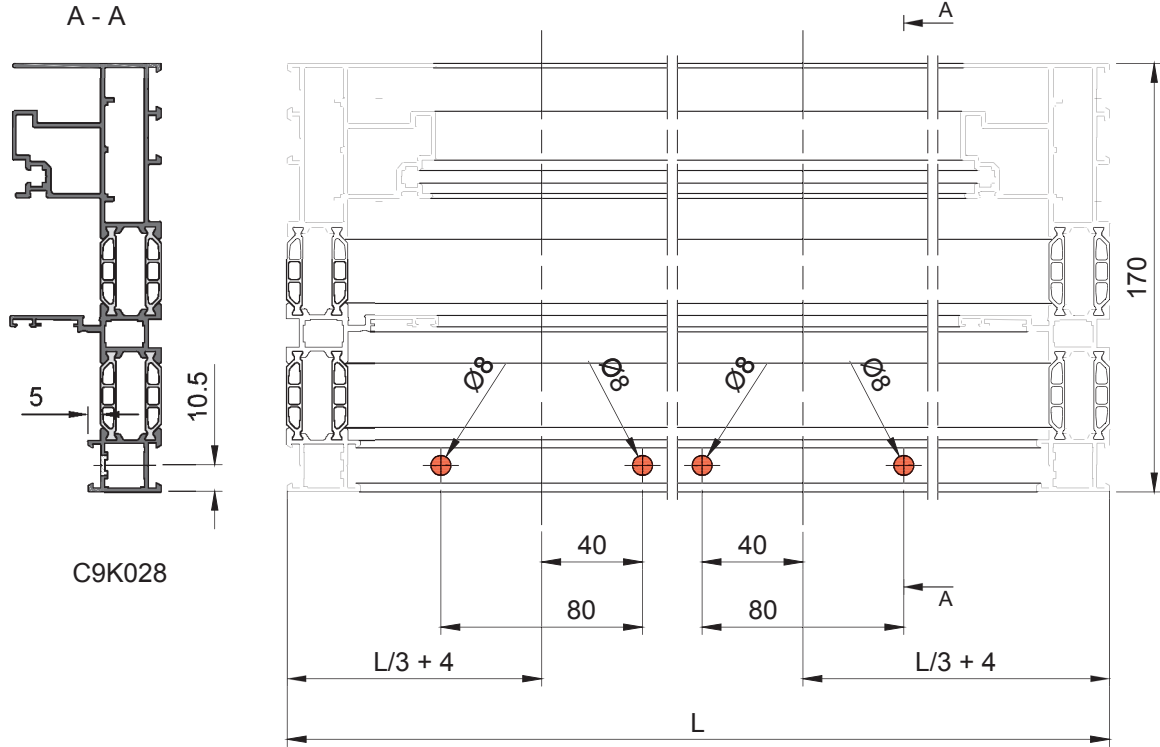
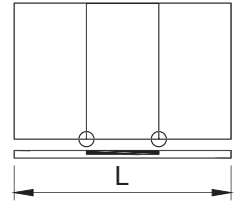
1 Binario fisso-apribile-fisso invertito (C9K028)

DRENAGGIO C9K028 - PARTE 3

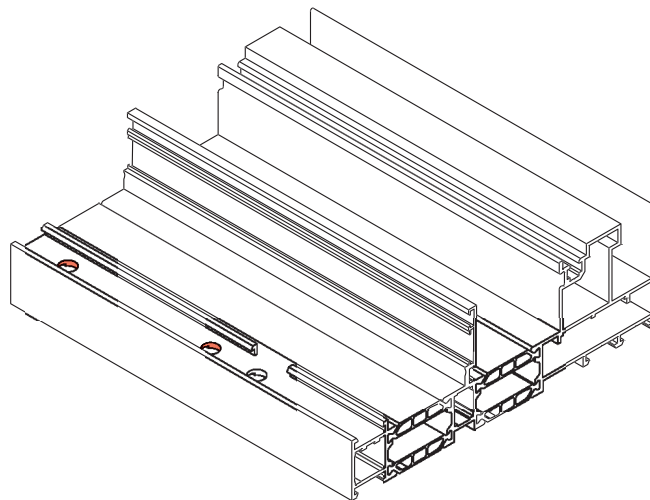

3 / 11



ASS-2000
ASS-2001



C9K028

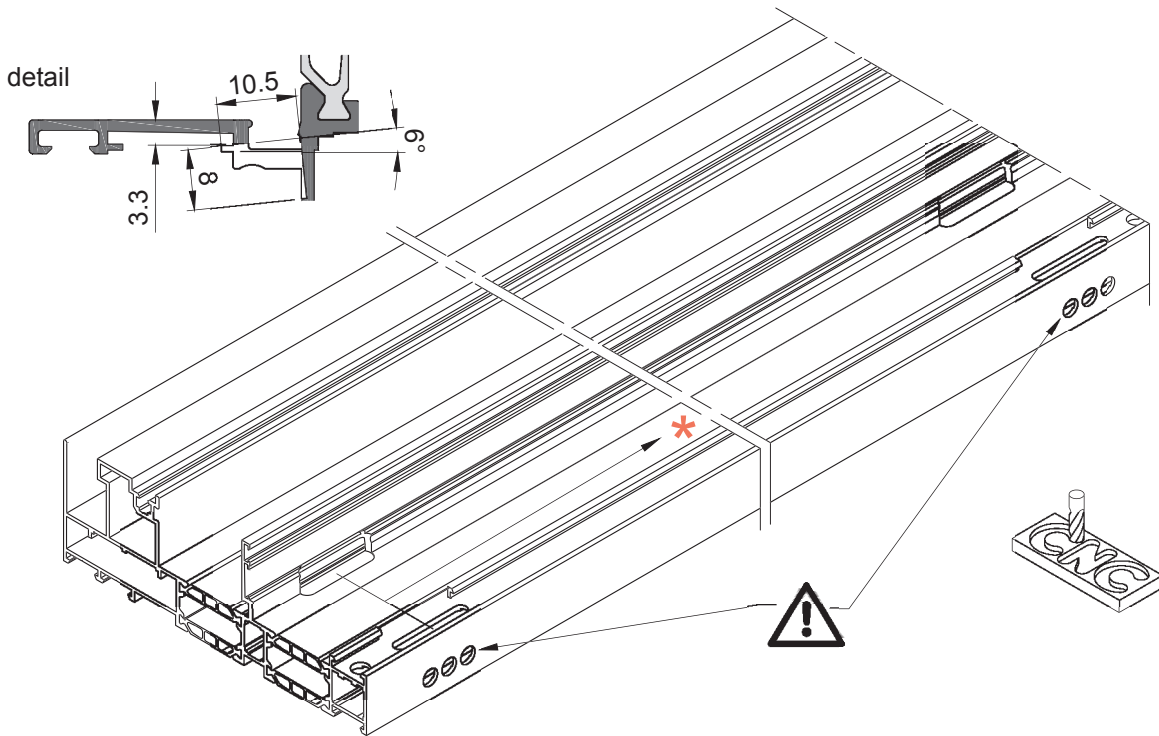
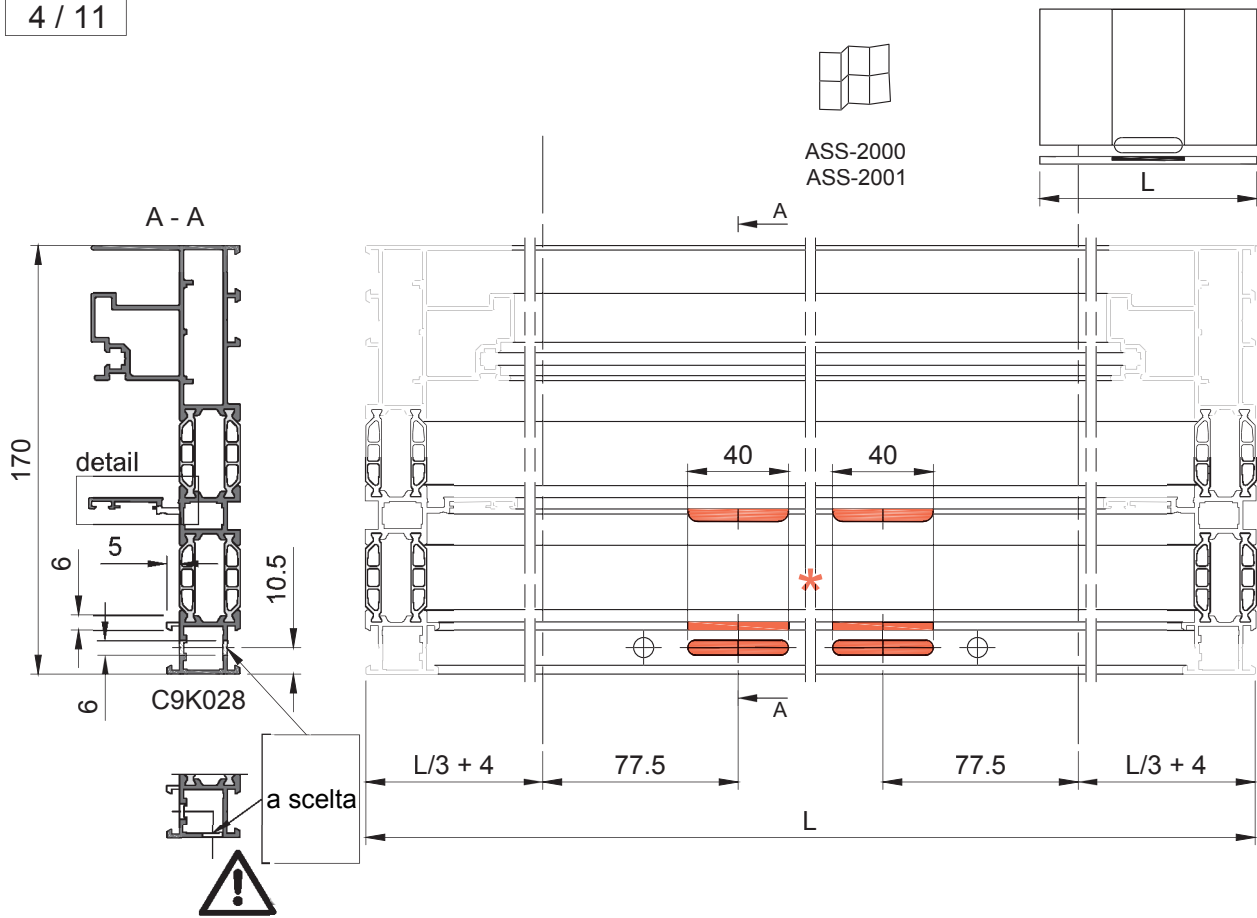


 C160S-ASS-2004

1 Binario fisso-apribile-fisso invertito (C9K028)

DRENAGGIO C9K028 - PARTE 4

4 / 11



 C160S-ASS-2005

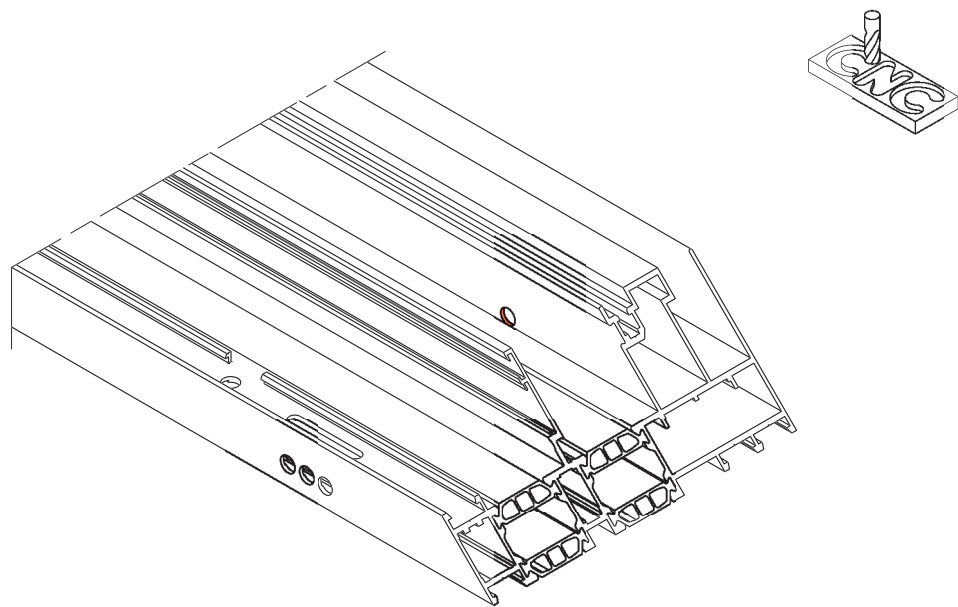
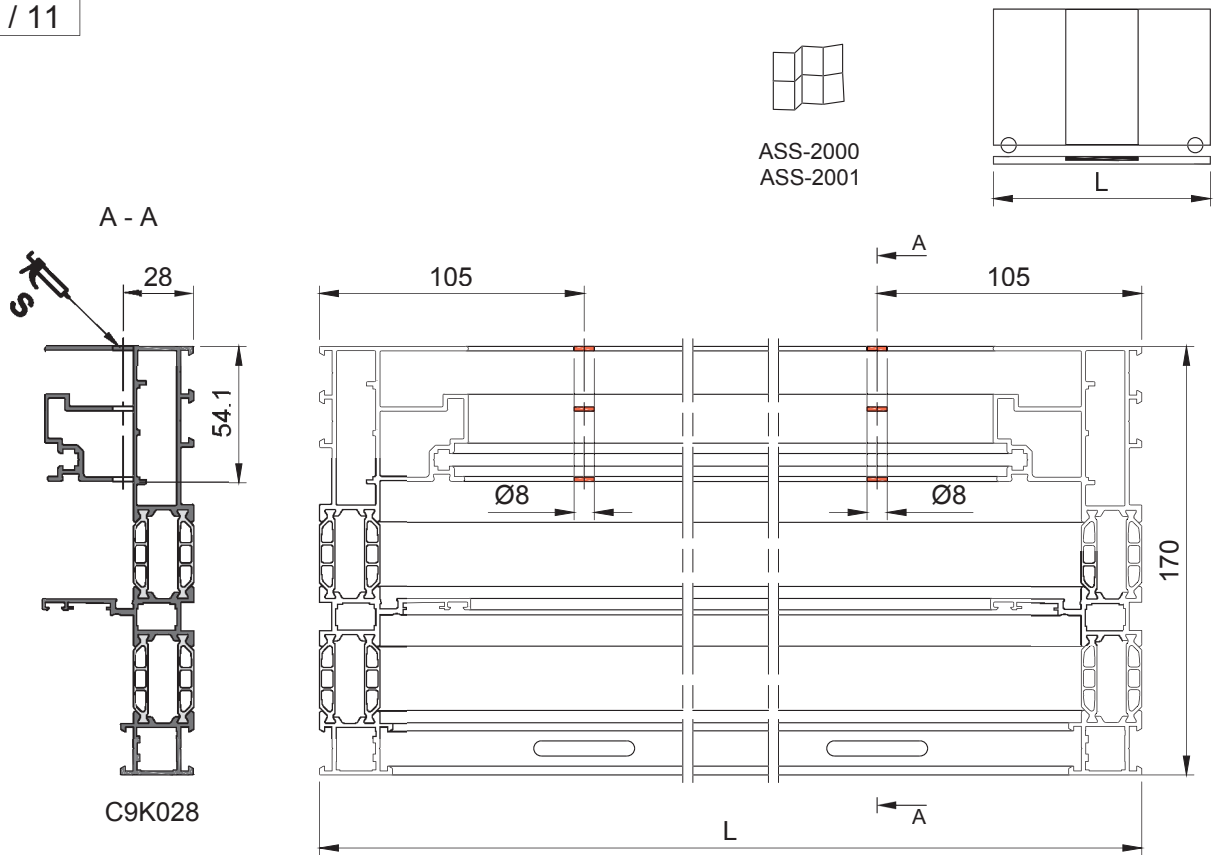
* Numero dei fori di drenaggio, vedere pagina L13

L - Ferramenta e disegni assemblaggio

1 Binario fisso-apribile-fisso invertito (C9K028)

DRENAGGIO C9K028 - PARTE 5

5 / 11

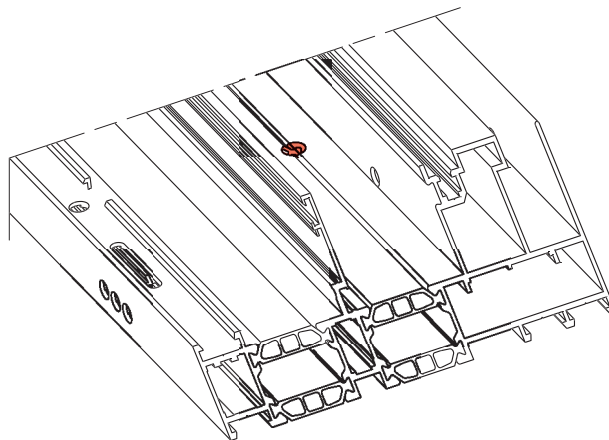

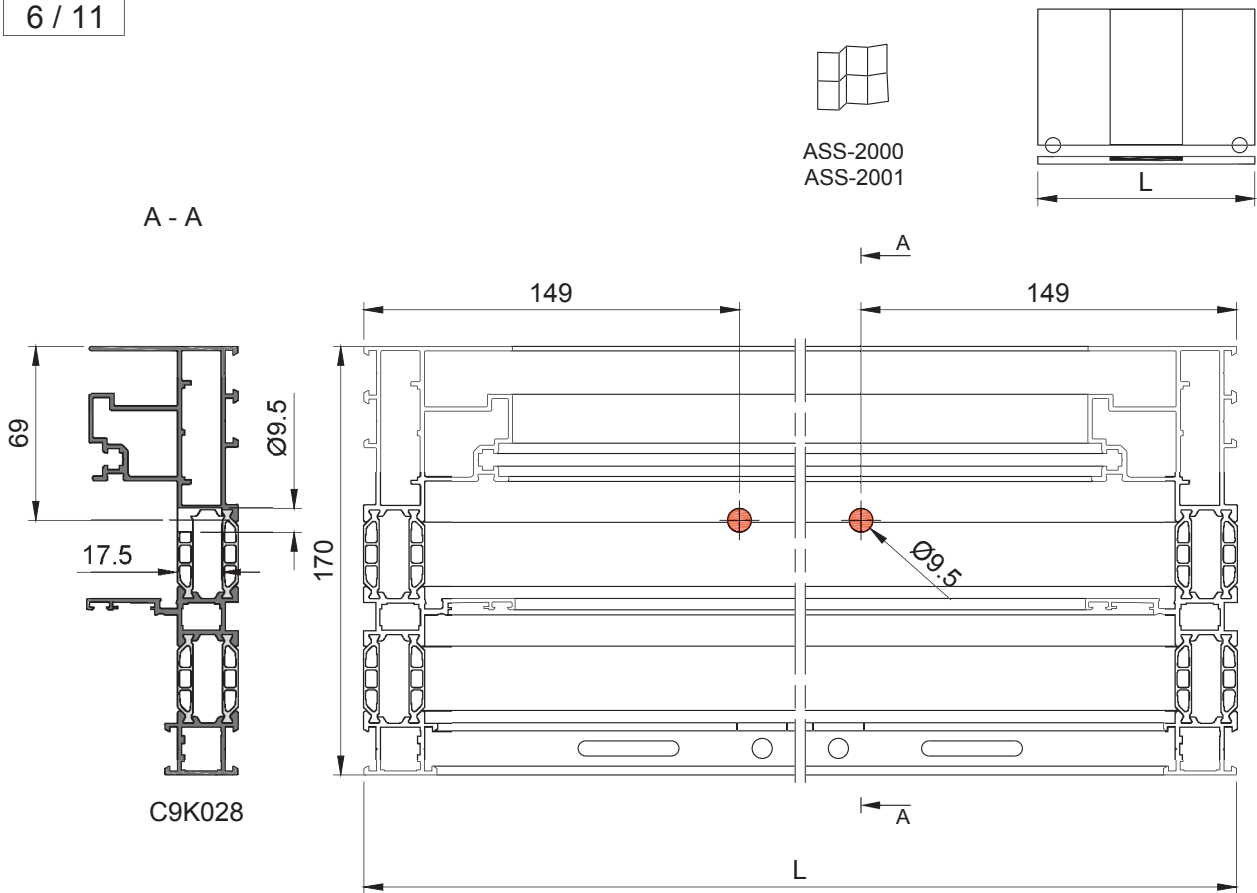


 C160S-ASS-2006

1 Binario fisso-apribile-fisso invertito (C9K028)

DRENAGGIO C9K028 - PARTE 6

6 / 11

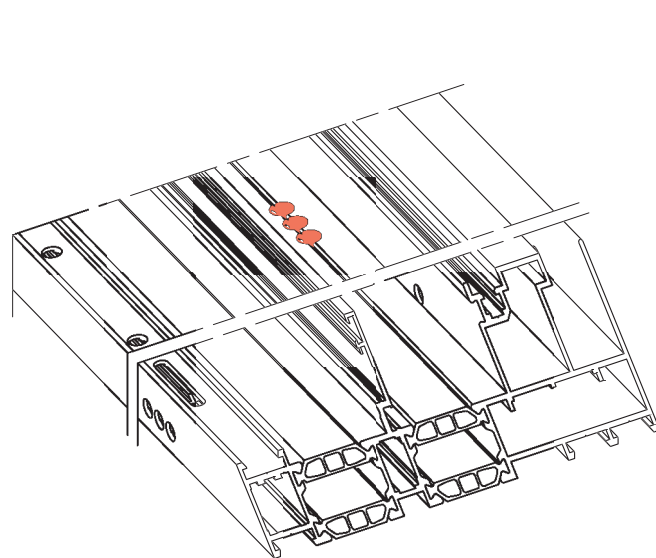
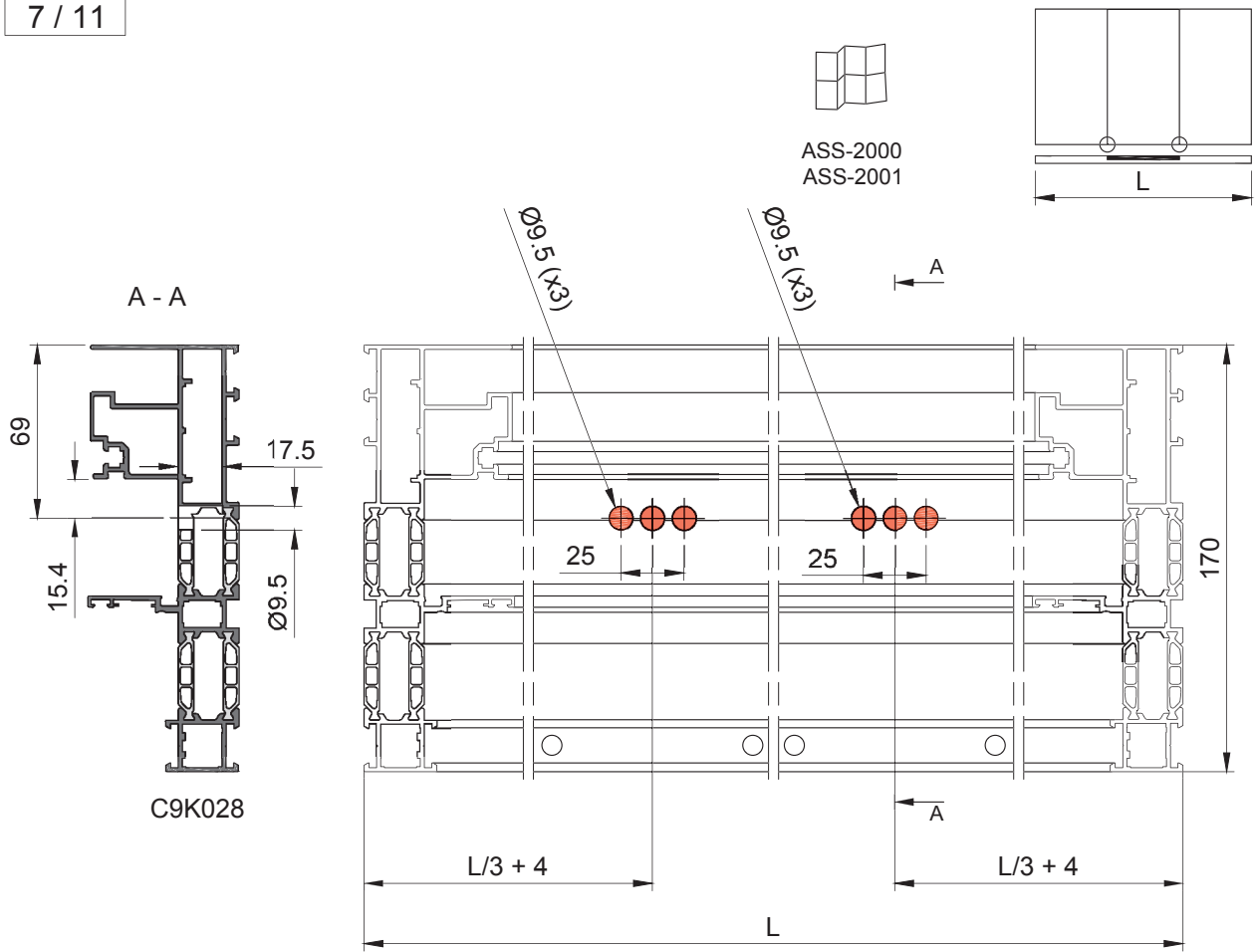


 C160S-ASS-2007

1 Binario fisso-apribile-fisso invertito (C9K028)

DRENAGGIO C9K028 - PARTE 7

7 / 11



 C160S-ASS-2008

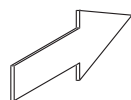
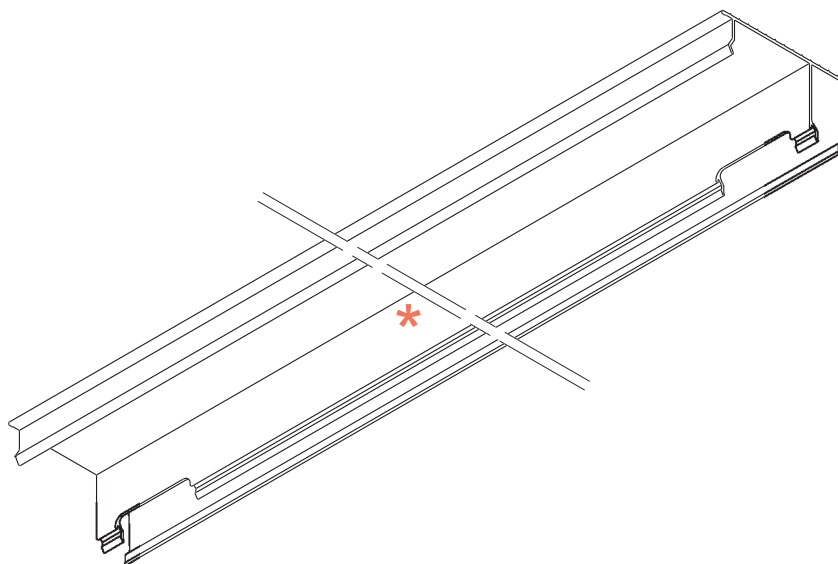
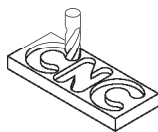
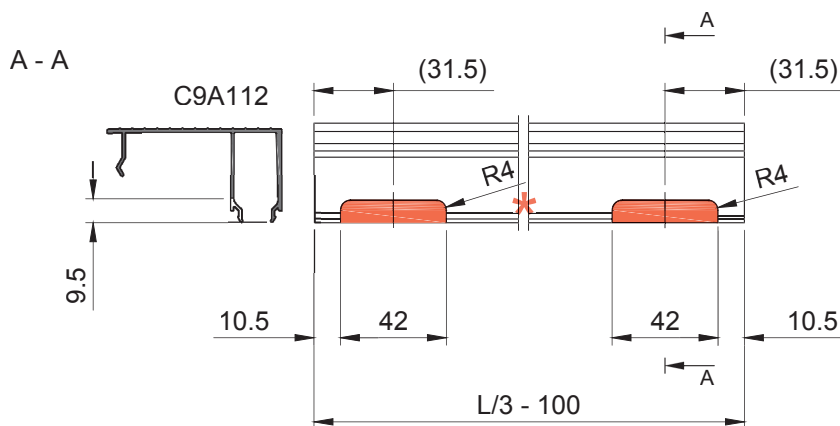
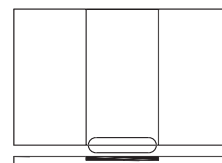
1 Binario fisso-apribile-fisso invertito (C9K028)

DRENAGGIO C9A112

8 / 11



ASS-2000
ASS-2001

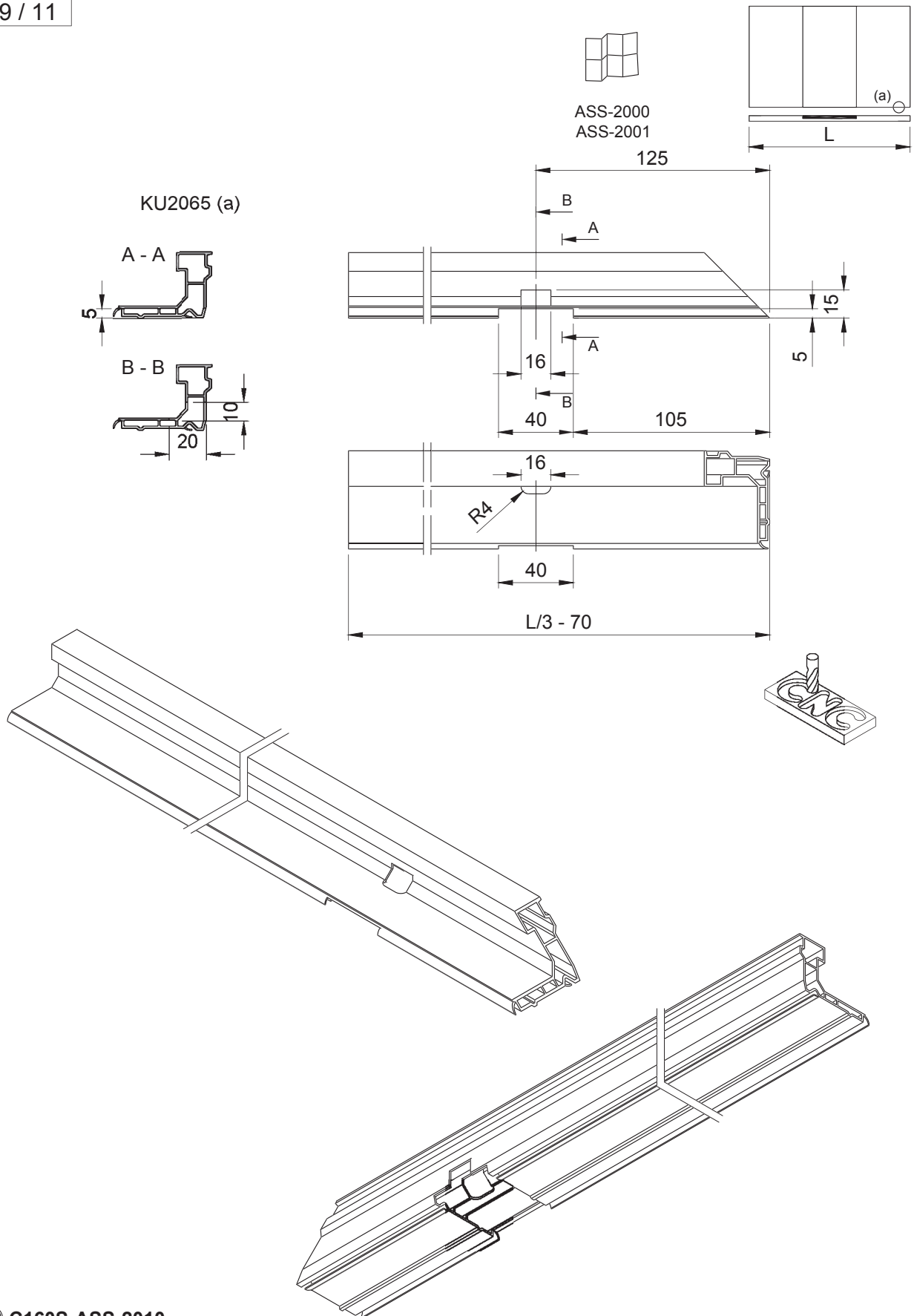


 **C160S-ASS-2009**

* Numero dei fori di drenaggio, vedere pagina L13

1 Binario fisso-apribile-fisso invertito (C9K028) ISOLAMENTO DEL DRENAGGIO KU2065 - A

9 / 11



 C160S-ASS-2010

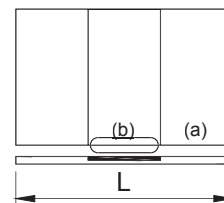
1 Binario fisso-apribile-fisso invertito (C9K028)

ISOLAMENTO DEL DRENAGGIO KU2065 - B

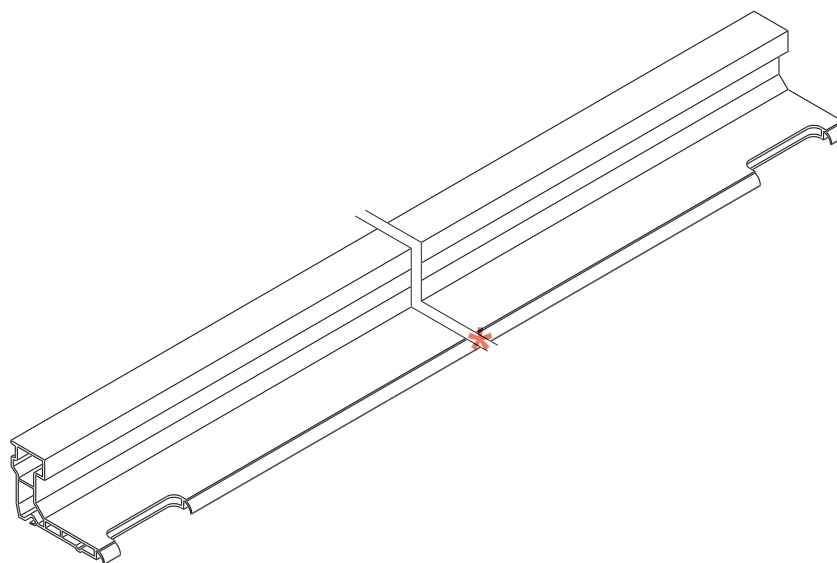

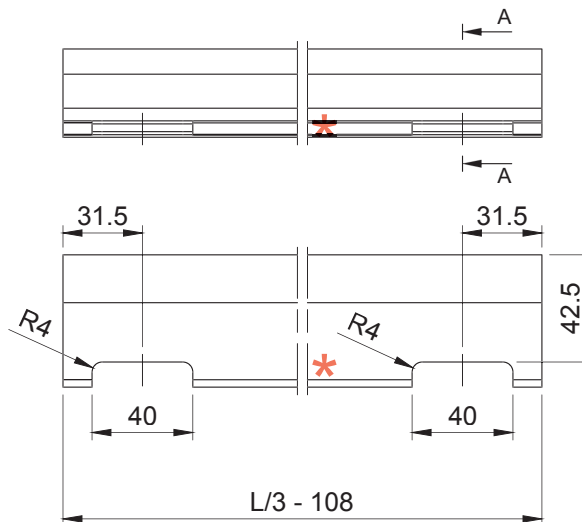
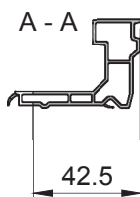
10 / 11



ASS-2000
ASS-2001



KU2065 (b)



 C160S-ASS-2011

* Numero dei fori di drenaggio, vedere pagina L13

L - Ferramenta e disegni assemblaggio

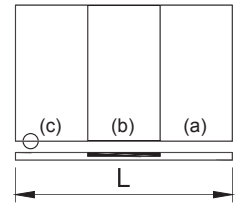
1 Binario fisso-apribile-fisso invertito (C9K028)

ISOLAMENTO DEL DRENAGGIO KU2065 - C

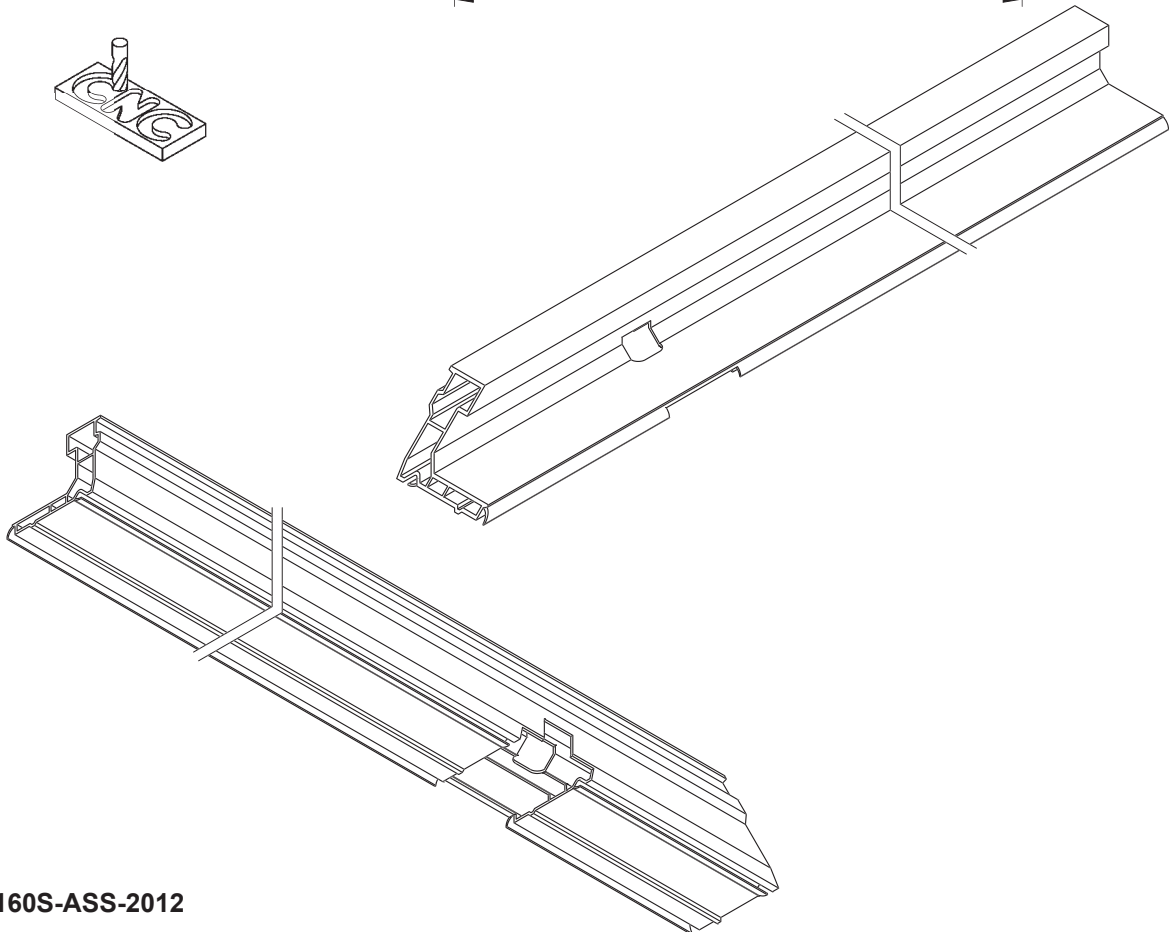

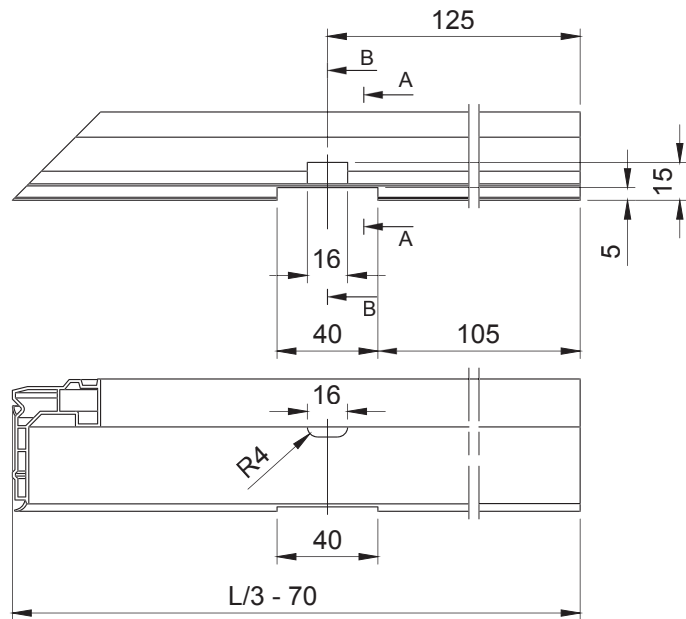
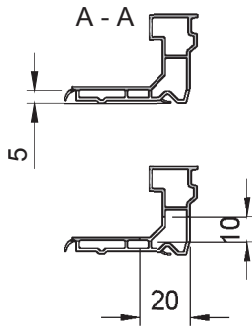
11 / 11



ASS-2000
ASS-2001



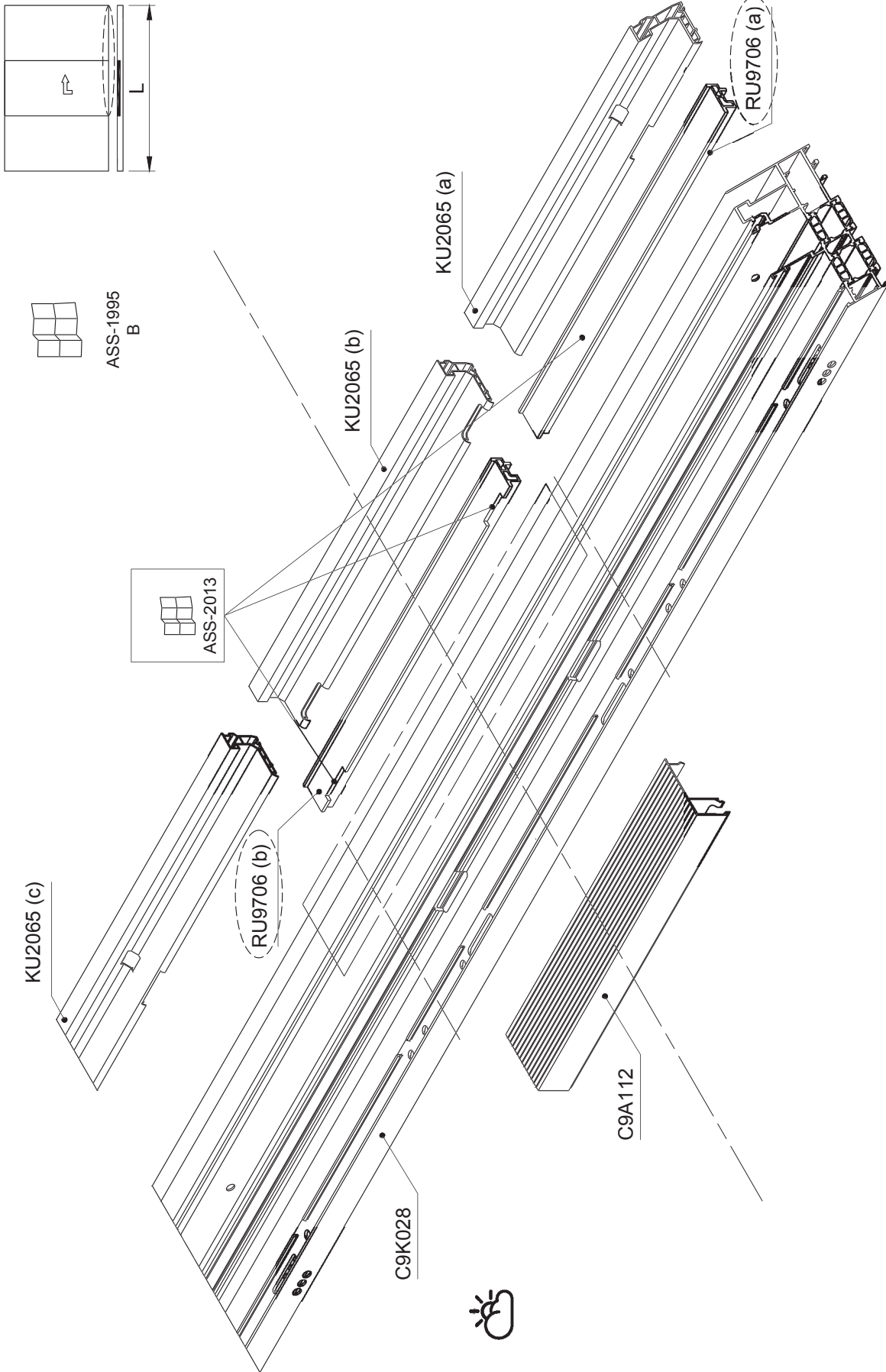
KU2065 (c)



 C160S-ASS-2012

1 Binario fisso-apribile-fisso invertito (C9K028)

VISTA 3D POSIZIONE RU9706

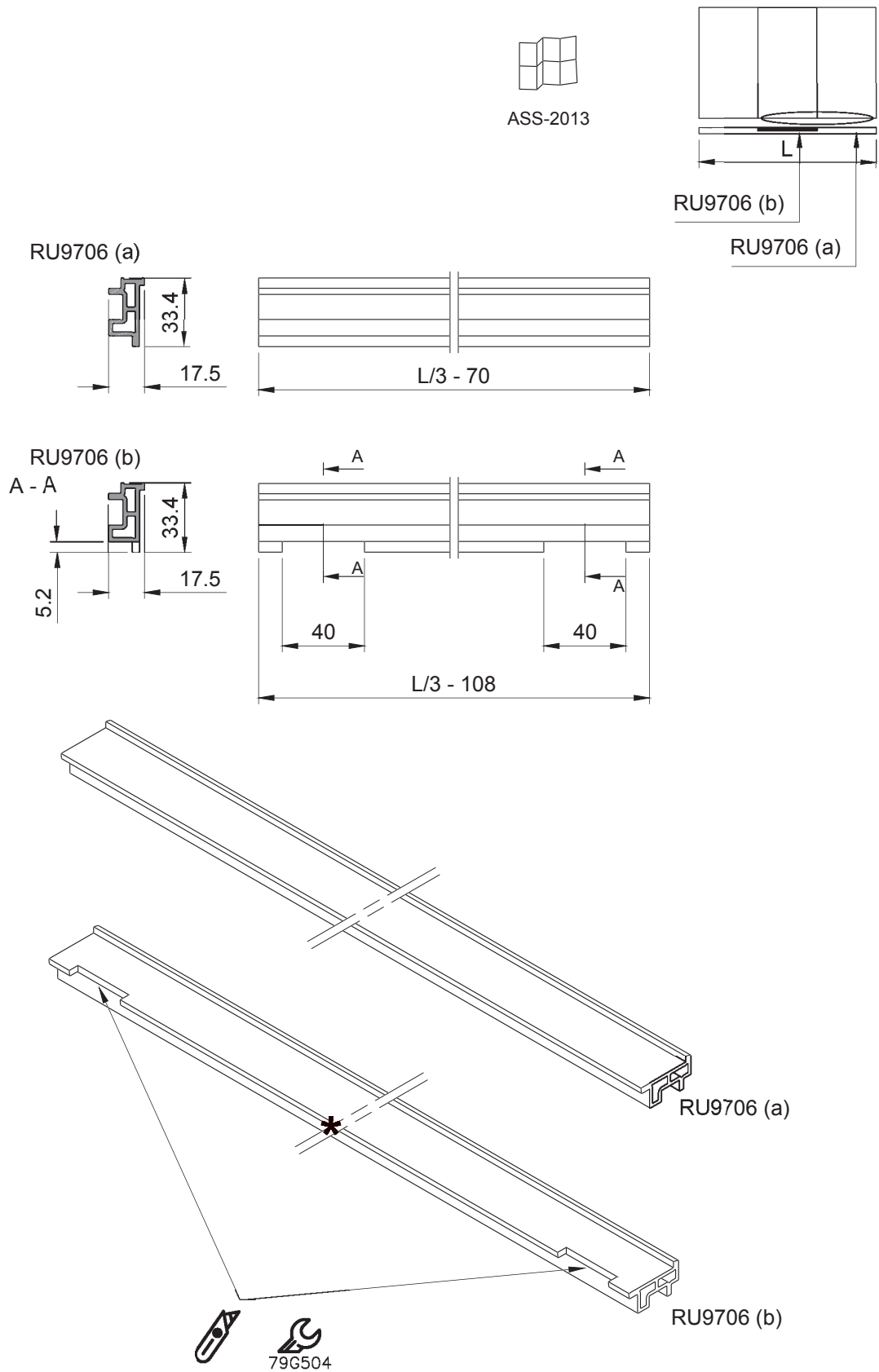


L - Ferramenta e disegni assemblaggio

C160S-ASS-2013

1 Binario fisso-apribile-fisso invertito (C9K028)

OPERAZIONE SU RU9706 PER DRENAGGIO

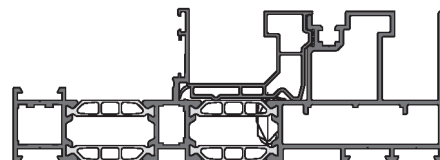
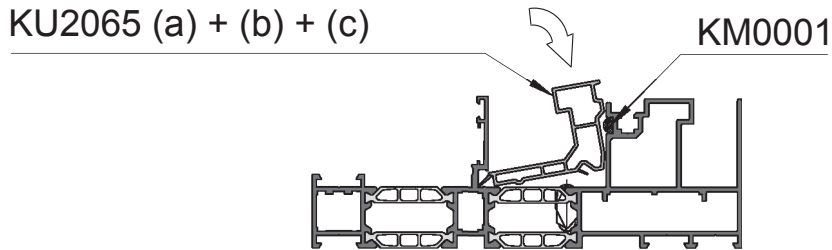
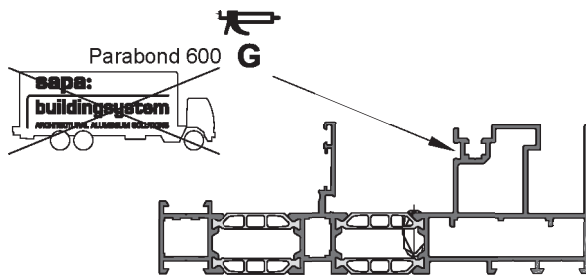
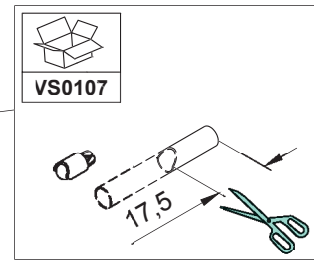
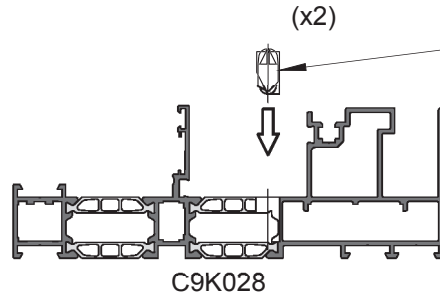
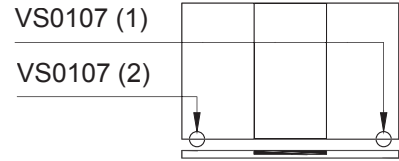
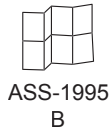


 C160S-ASS-2014

* Numero dei fori di drenaggio, vedere pagina L13

1 Binario fisso-apribile-fisso invertito (C9K028)

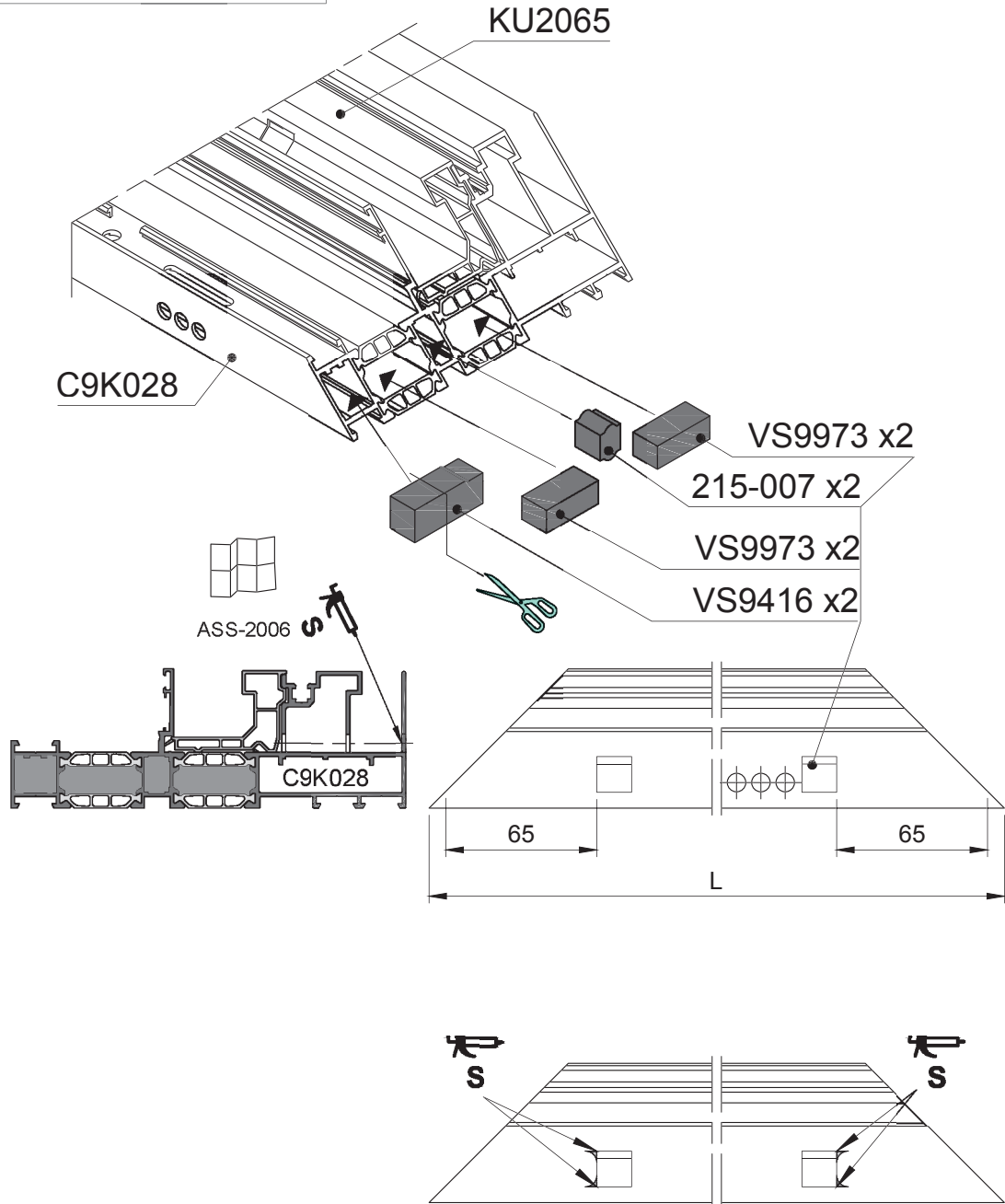
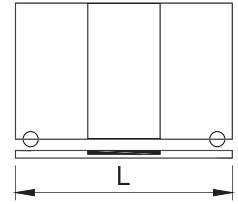
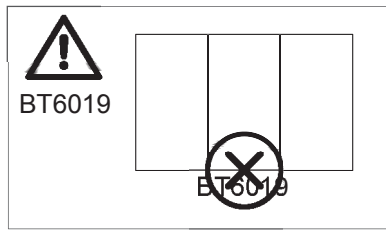
ASSEMBLAGGIO VALVOLA VS0107 E PROFILO DI ISOLAMENTO KU2065 SU C9K028 INFERIORE



 C160S-ASS-2015

1 Binario fisso-apribile-fisso invertito (C9K028)

ASSEMBLAGGIO TAPPI DI TENUTA SU C9K028 INFERIORE

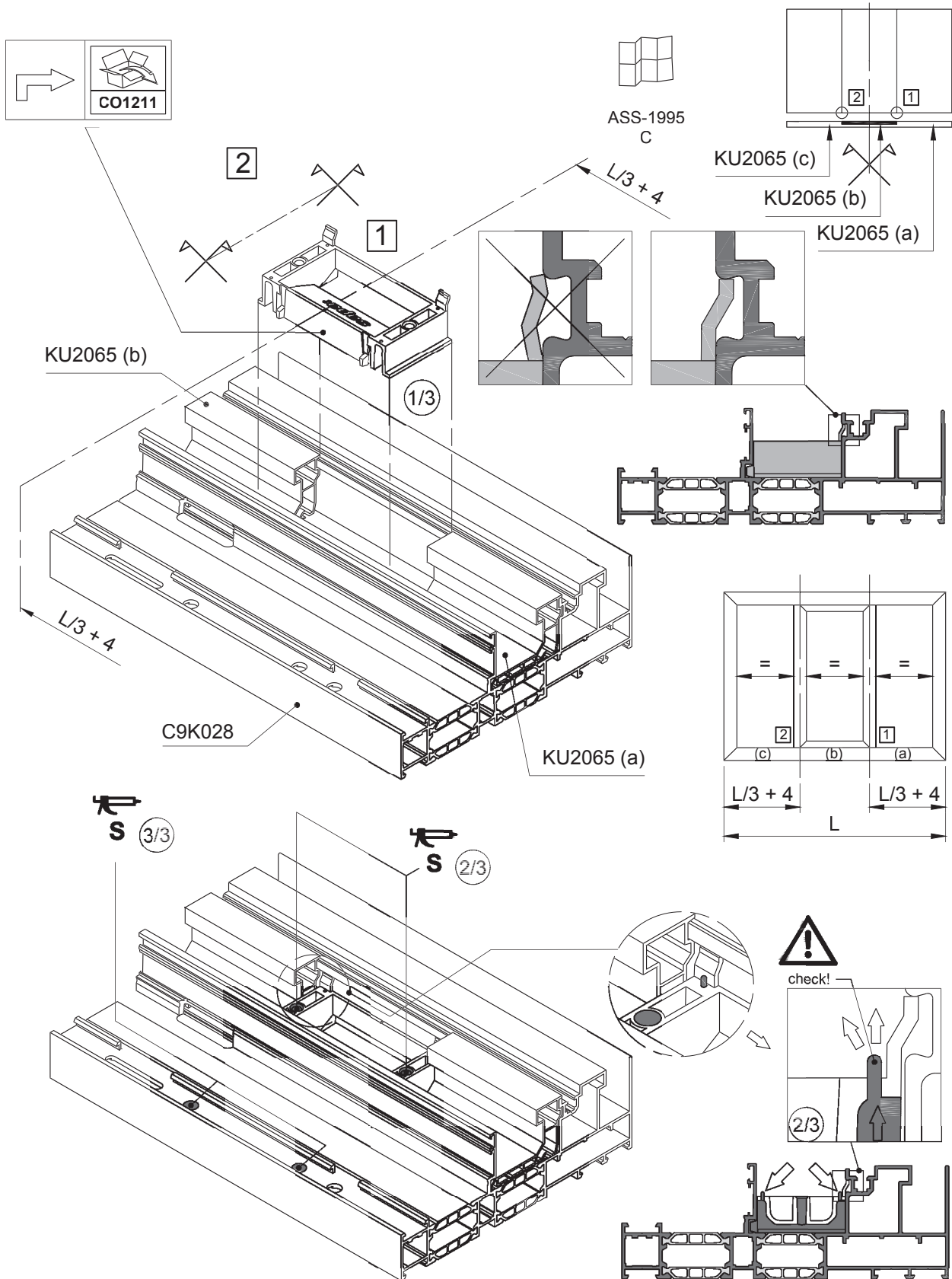


C160S-ASS-2016

L - Ferramenta e disegni assemblaggio

1 Binario fisso-apribile-fisso invertito (C9K028)

ASSEMBLAGGIO TAPPI DI TENUTA CO1211 SU C9K028 INFERIORE



L - Ferramenta e disegni assemblaggio

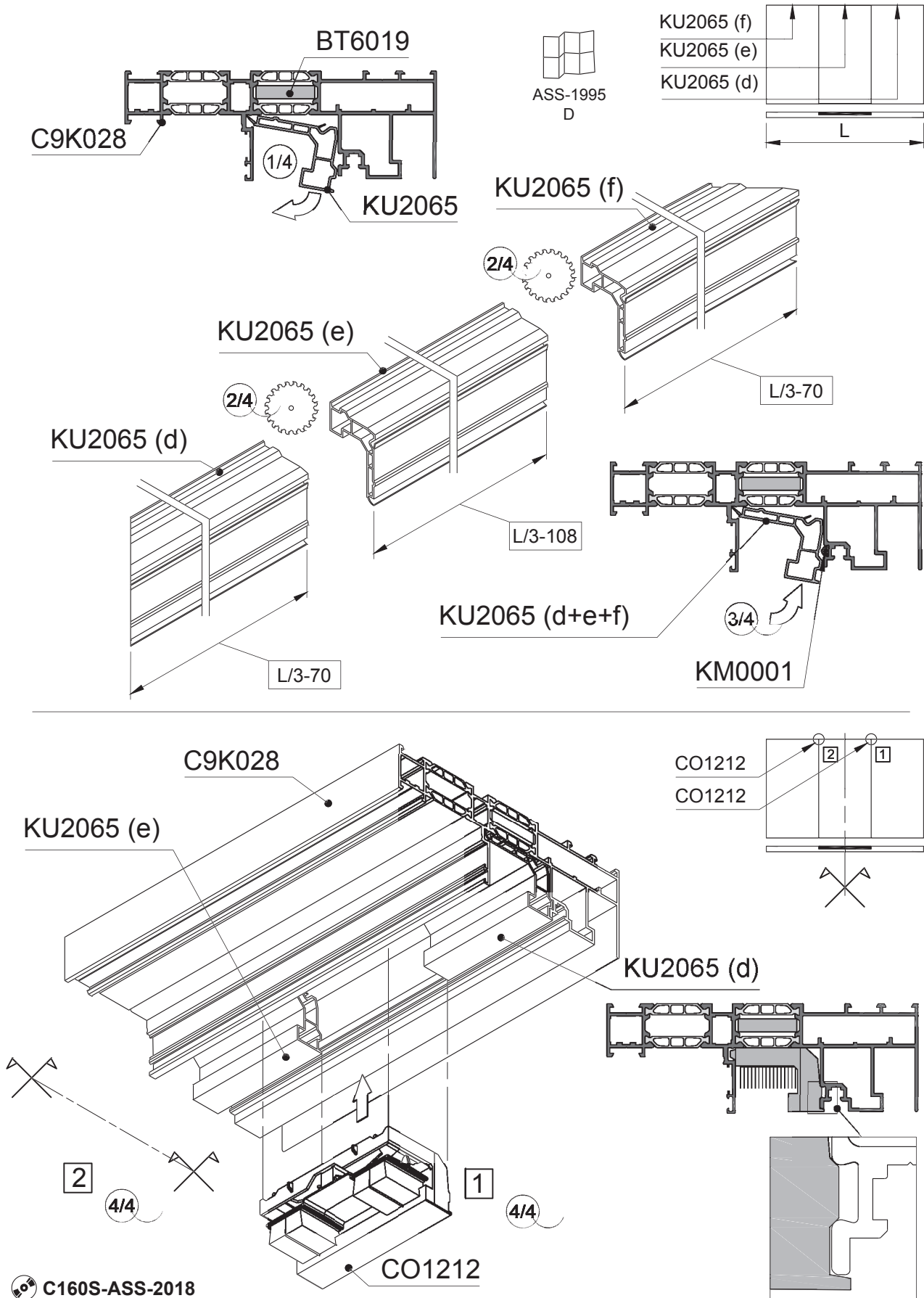
C160S-ASS-2017

La sigillatura è completa e corretta, quando il silicone fuoriesce dai fori.
I fori di drenaggio devono rimanere liberi.

3/3

1 Binario fisso-apribile-fisso invertito (C9K028)

ASSEMBLAGGIO TAPPI DI TENUTA CO1212 SU C9K028 SUPERIORE



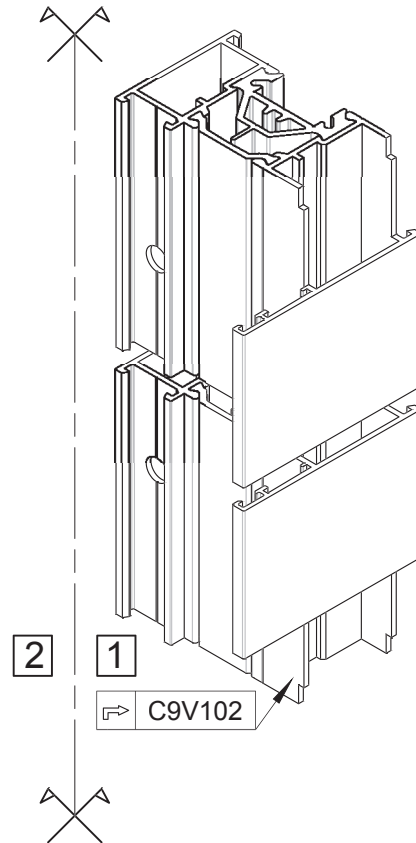
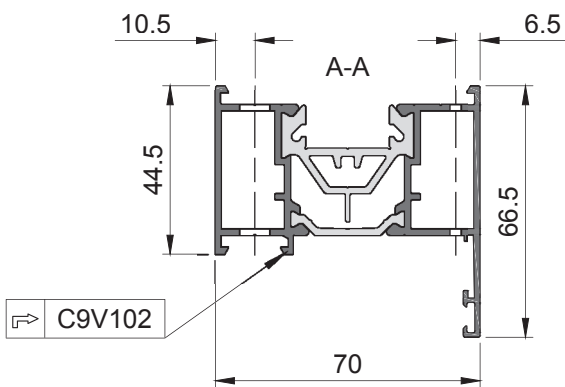
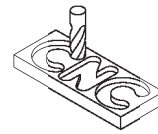
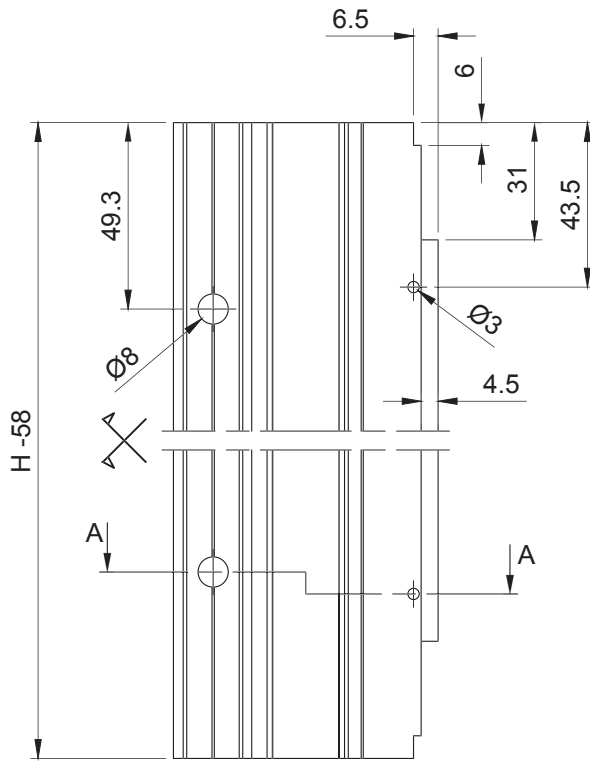
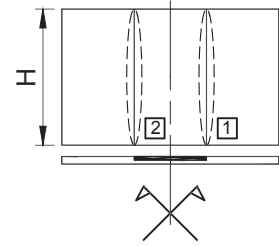
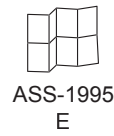
L - Ferramenta e disegni assemblaggio

C160S-ASS-2018

1 Binario fisso-apribile-fisso invertito (C9K028)

OPERAZIONE TRAVERSO-ANTA C9V102-104

1 / 6



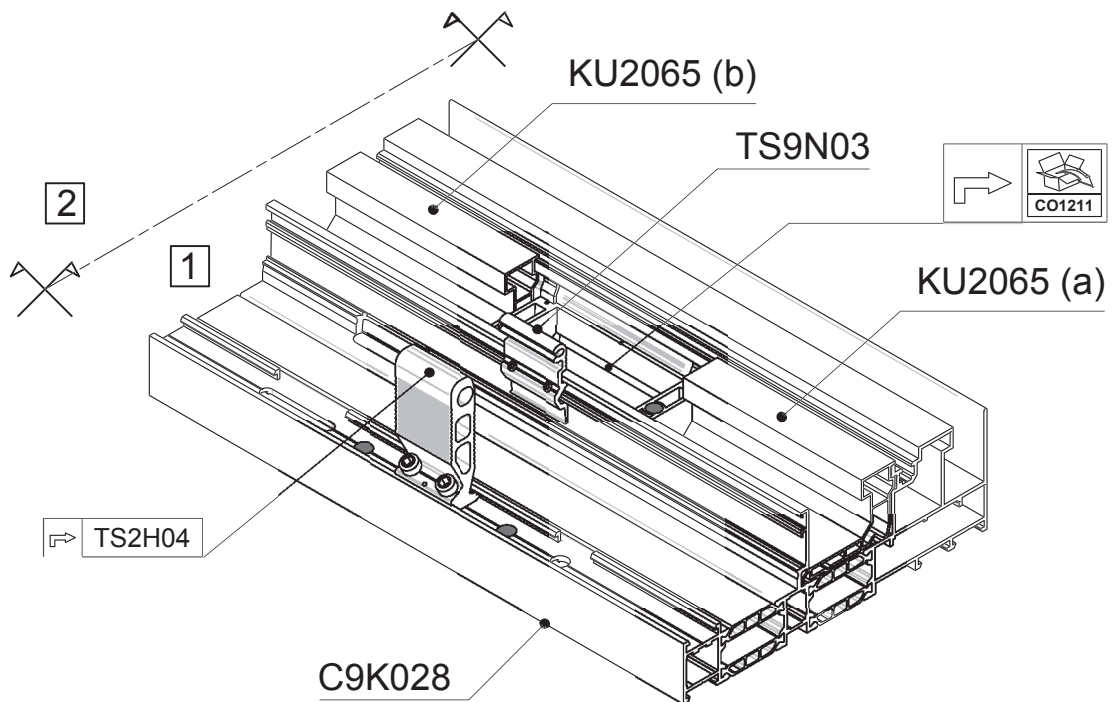
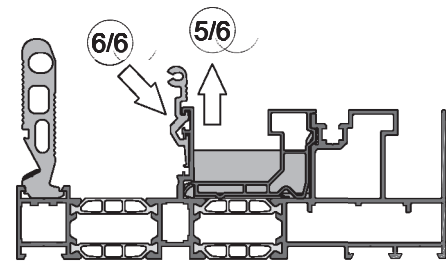
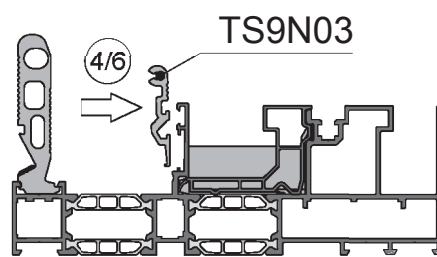
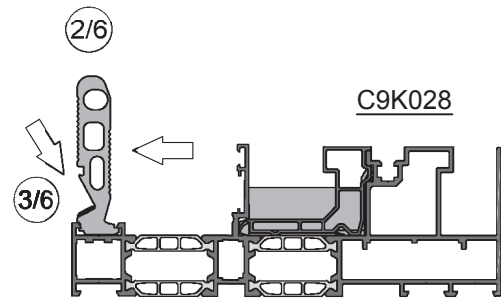
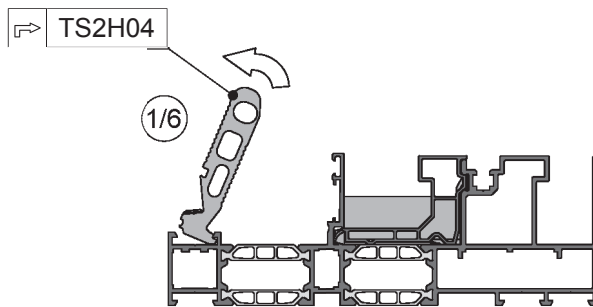
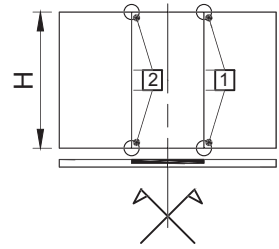
C160S-ASS-2019

L - Ferramenta e disegni assemblaggio

1 Binario fisso-apribile-fisso invertito (C9K028)

ASSEMBLAGGIO CAVALLOTTI PER TRAVERSI

2 / 6

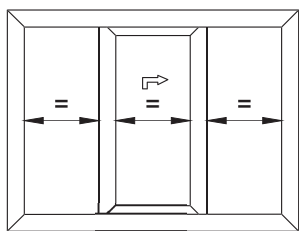


C160S-ASS-2020

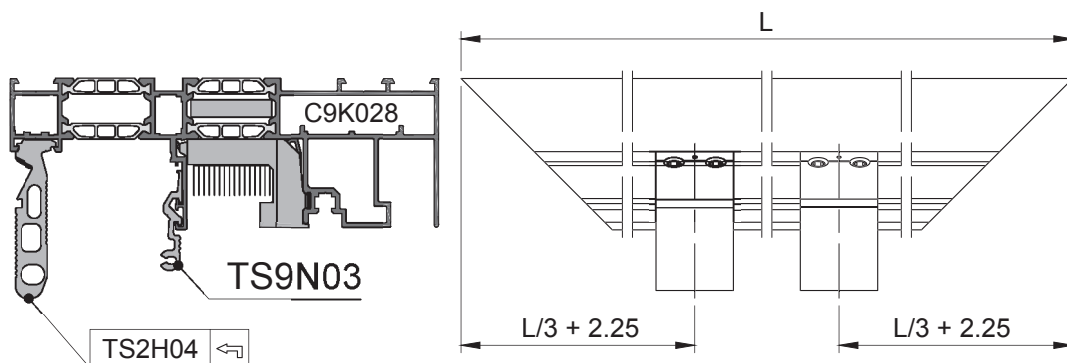
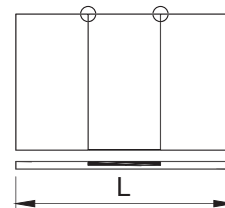
1 Binario fisso-apribile-fisso invertito (C9K028)

ASSEMBLAGGIO CAVALLOTTI

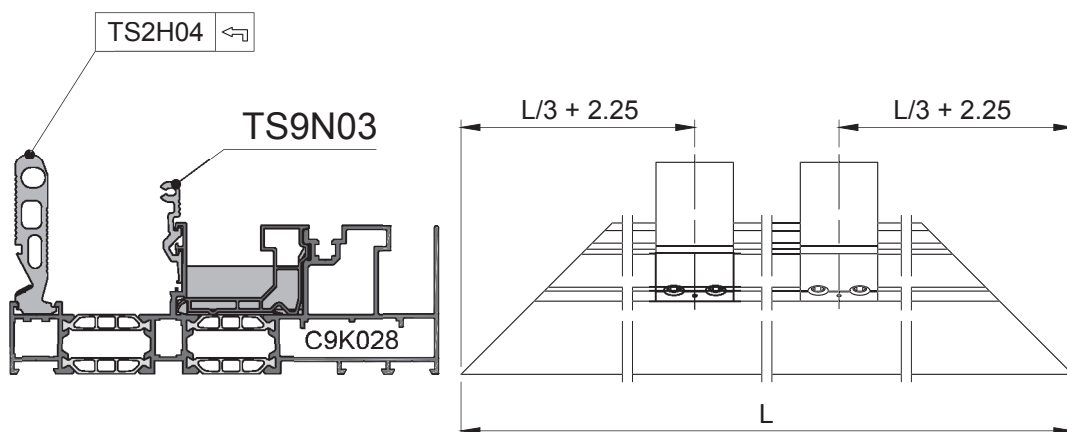

3 / 6



ASS-1995
E



ASS-1999
E

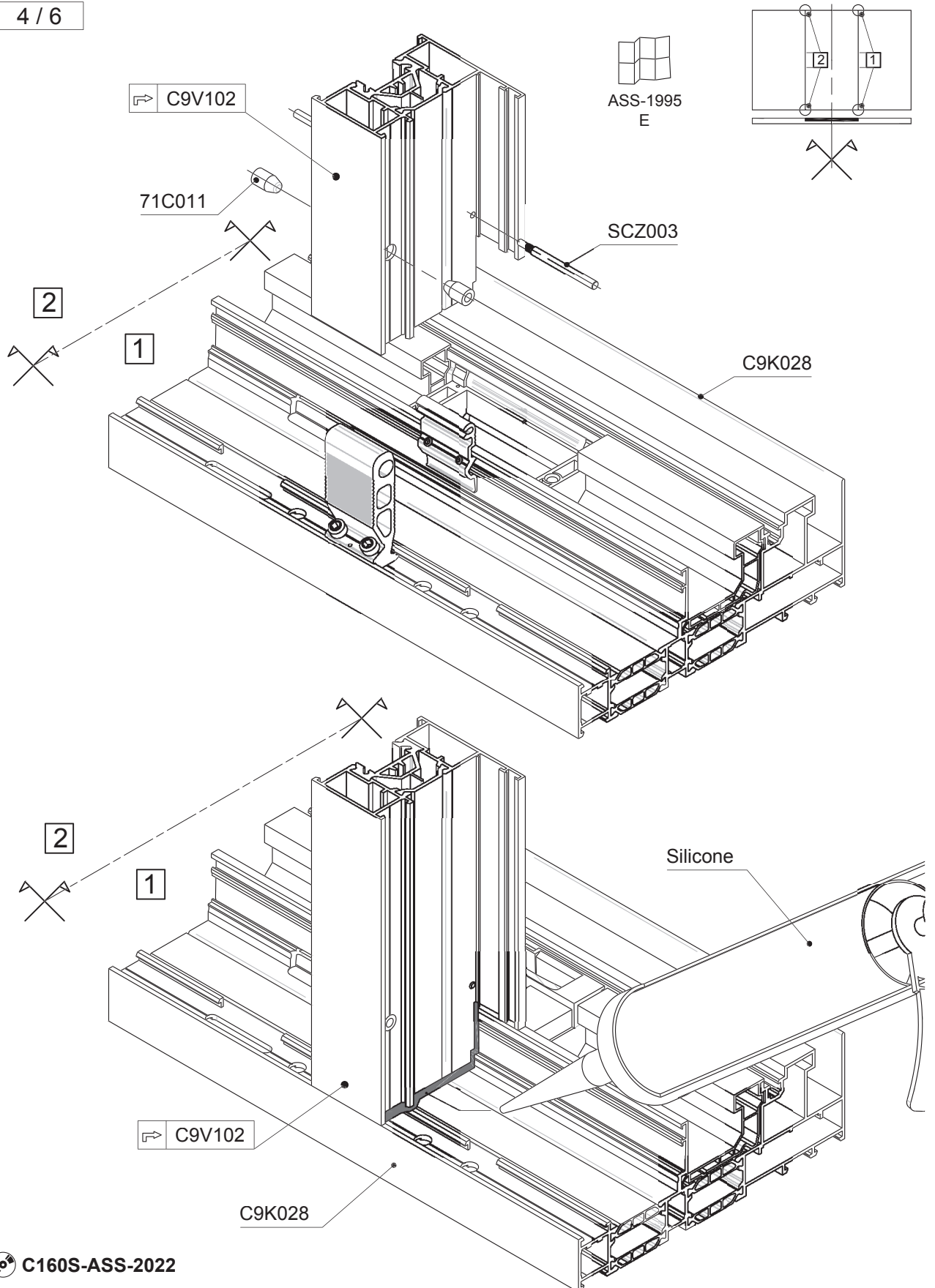


 C160S-ASS-2021

1 Binario fisso-apribile-fisso invertito (C9K028)

ASSEMBLAGGIO TRAVERSO SU TELAIO C9K028

4 / 6

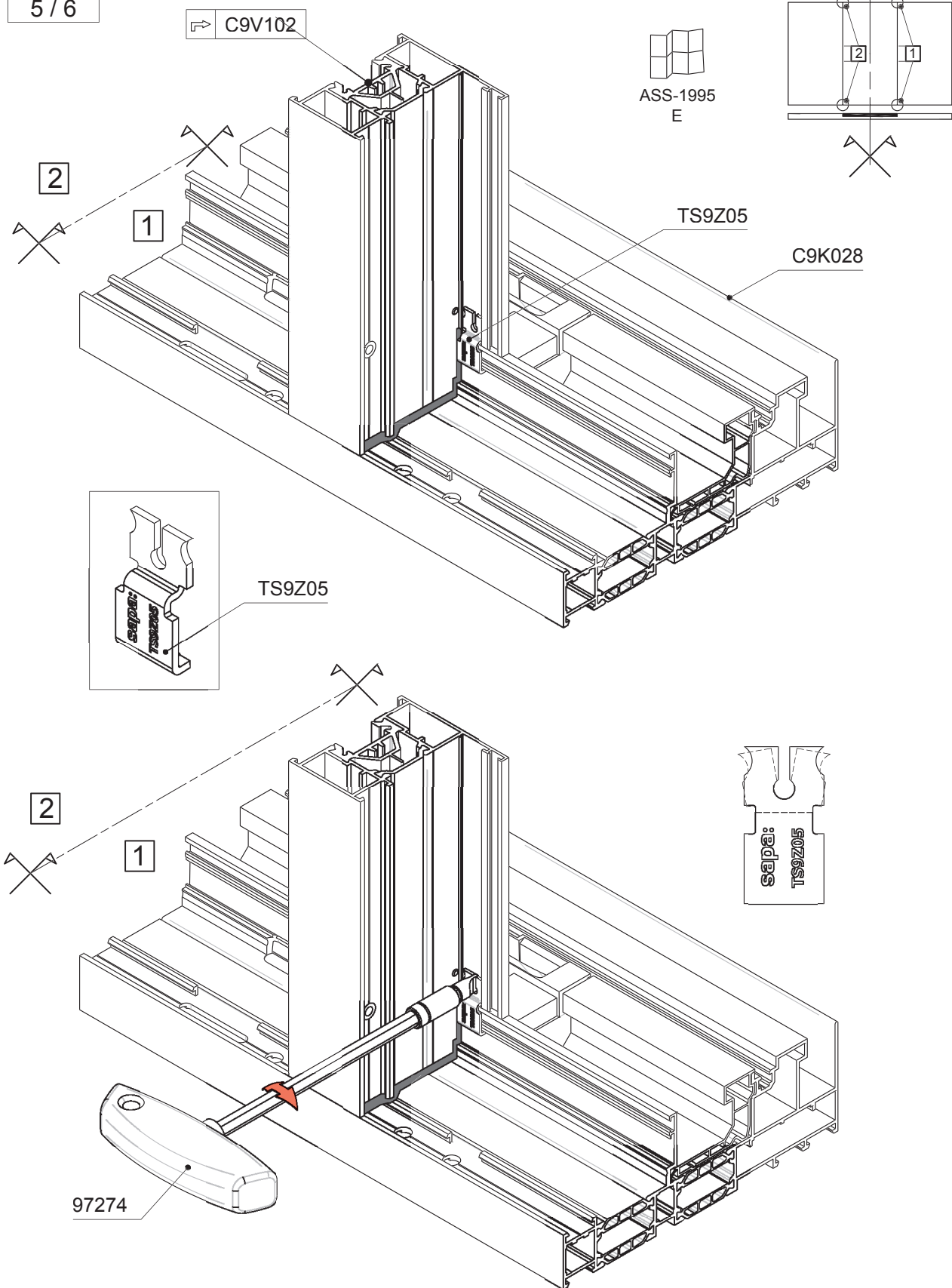


 C160S-ASS-2022

1 Binario fisso-apribile-fisso invertito (C9K028)

ASSEMBLAGGIO TS9Z05 SU TRAVERSO E TELAIO

5 / 6



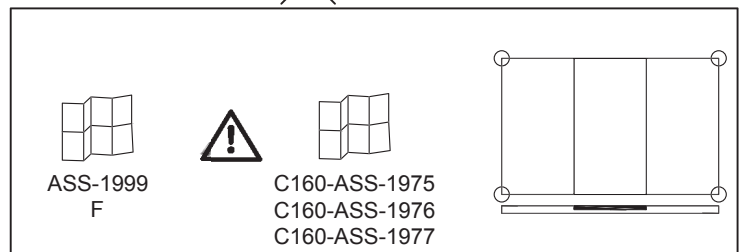
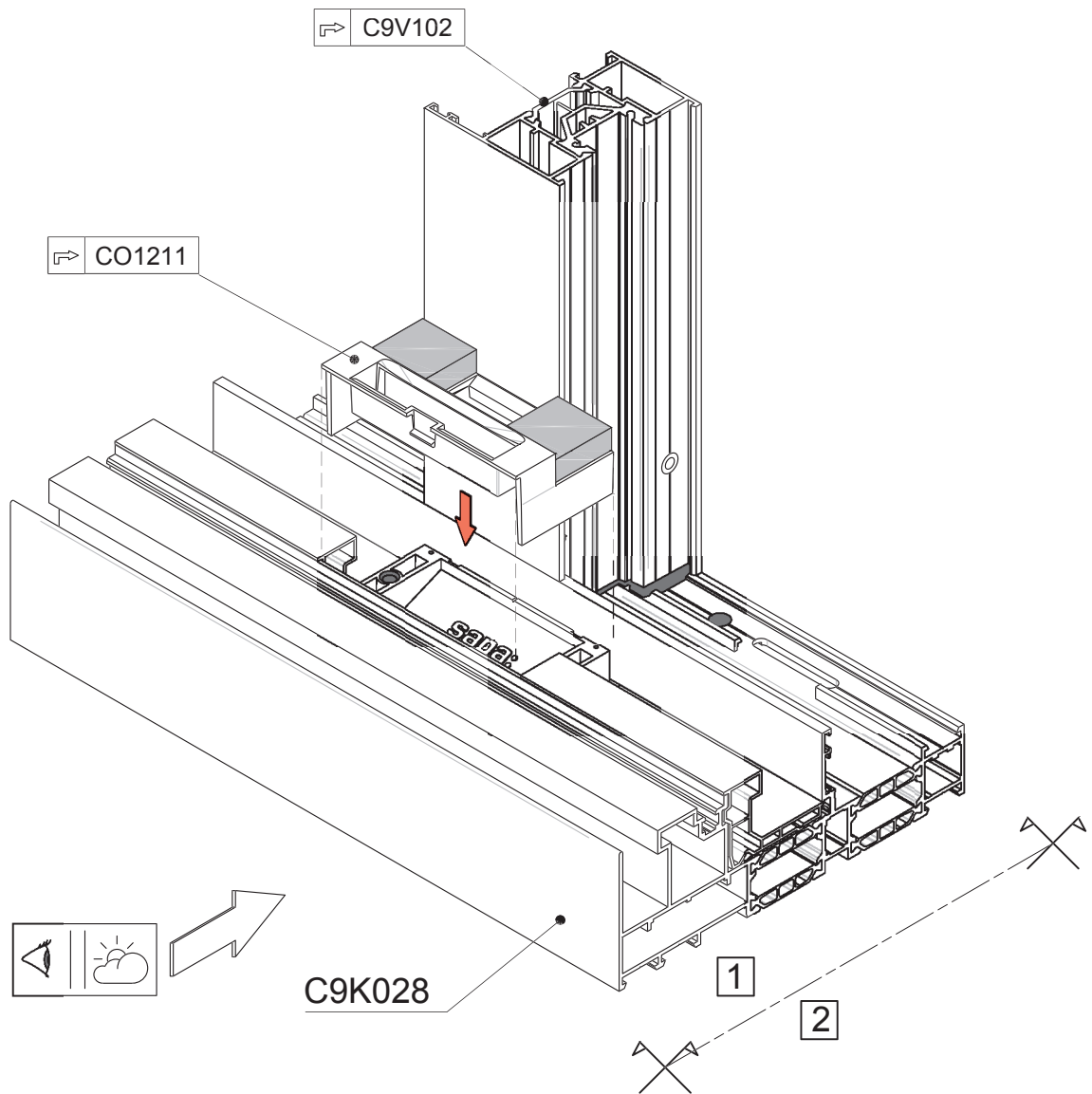
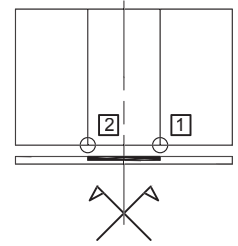
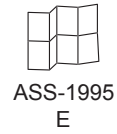
L - Ferramenta e disegni assemblaggio

 C160S-ASS-2023

1 Binario fisso-apribile-fisso invertito (C9K028)

ASSEMBLAGGIO TAPPI DI TENUTA CO1211 INFERIORE

6 / 6

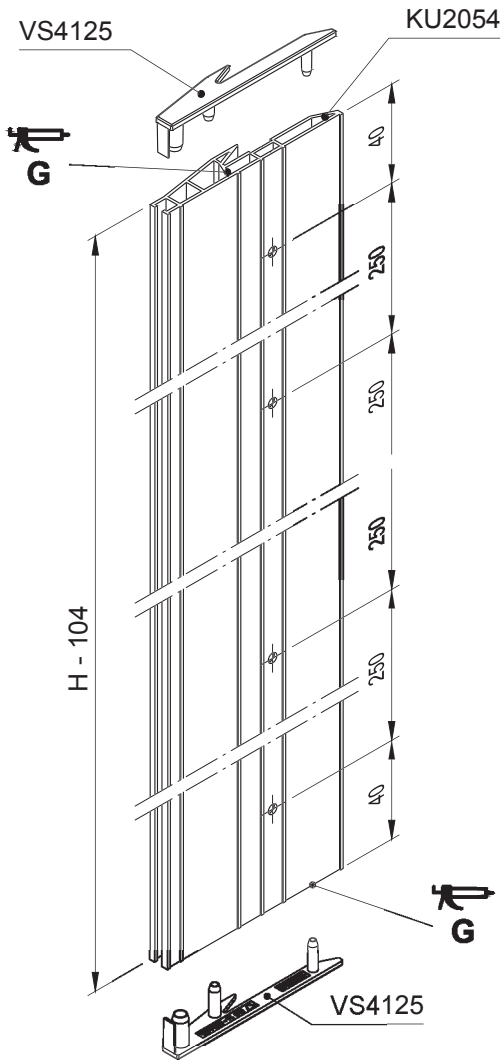
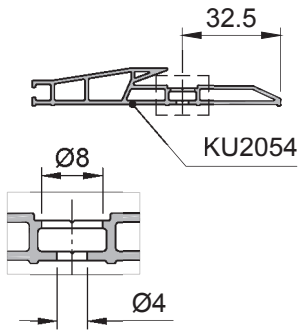


 C160S-ASS-2024

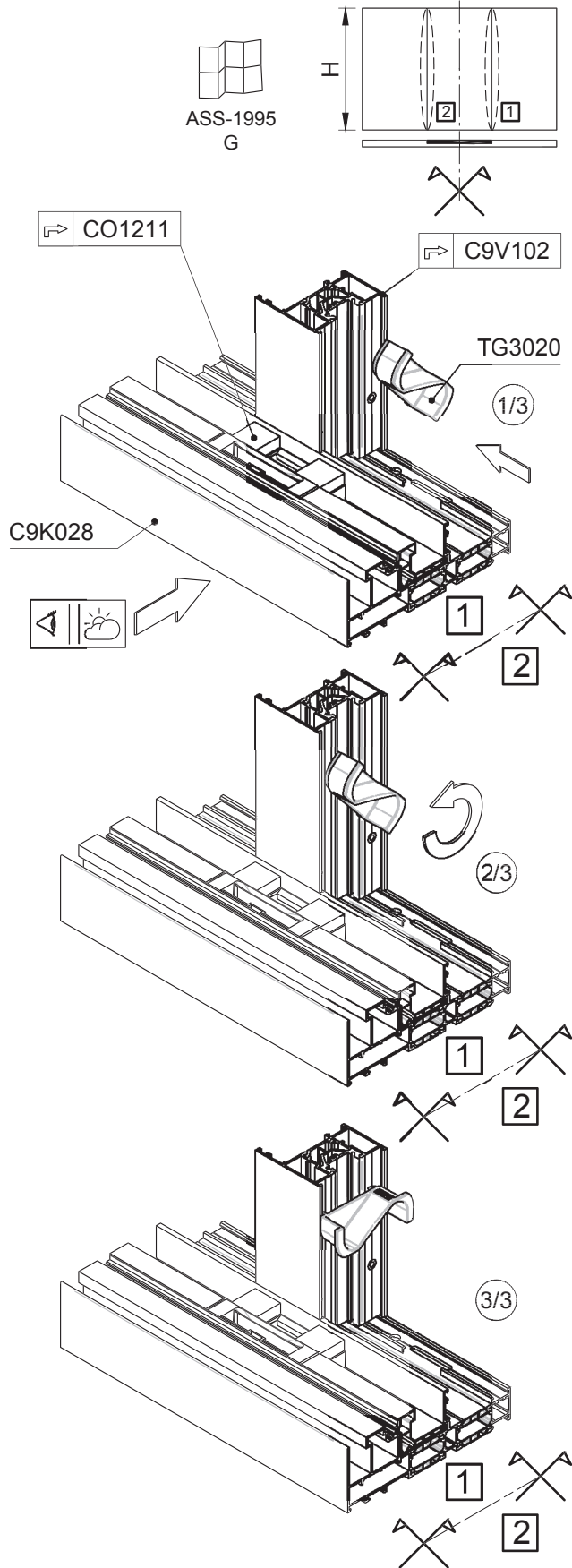
1 Binario fisso-apribile-fisso invertito (C9K028)

ASSEMBLAGGIO INCONTRO, POSIZIONAMENTO TG3020

1 / 5



C160S-ASS-2025

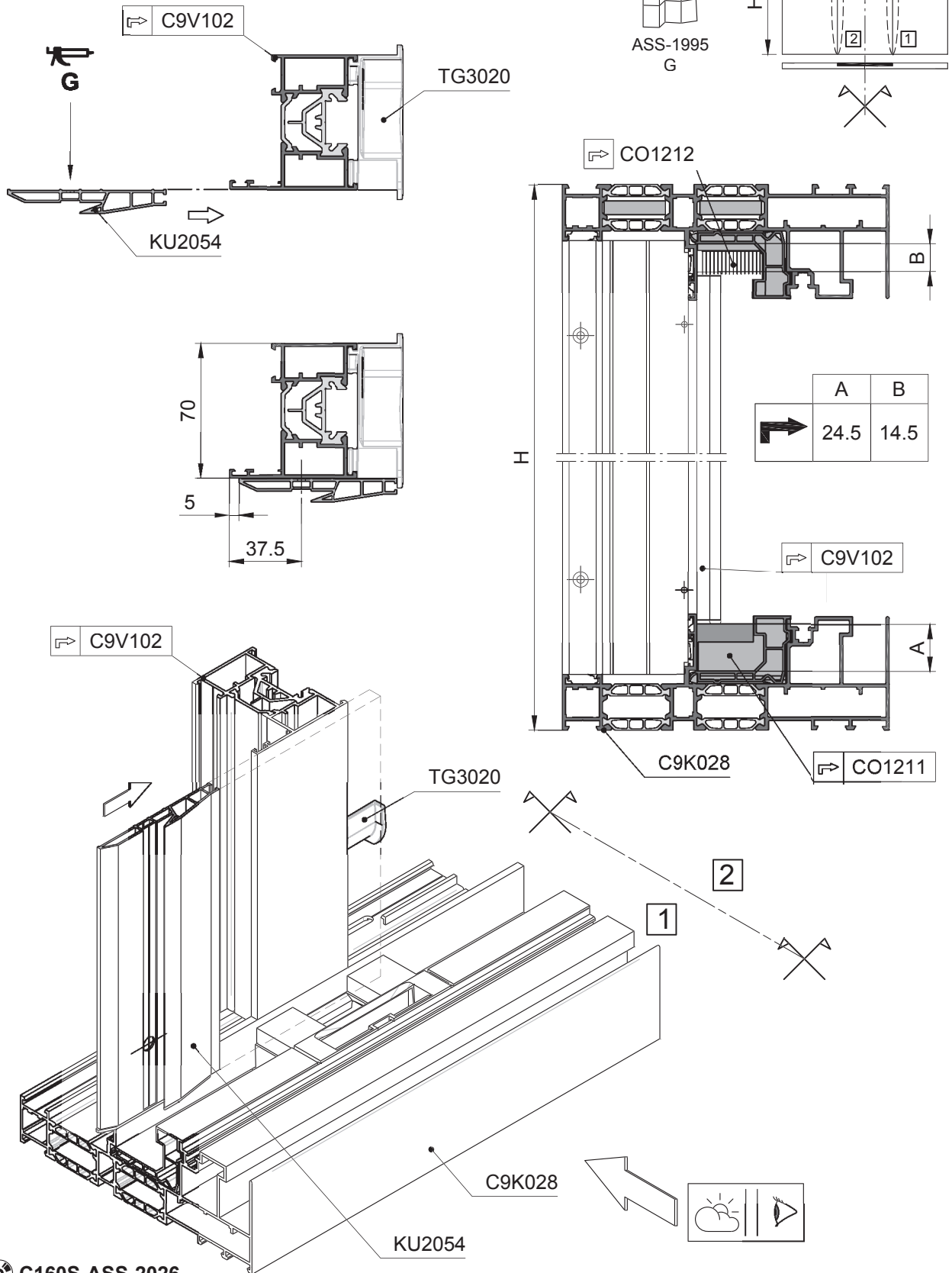


L - Ferramenta e disegni assemblaggio

1 Binario fisso-apribile-fisso invertito (C9K028)

ASSEMBLAGGIO INCONTRO SU TRAVERSO C9V102

2 / 5

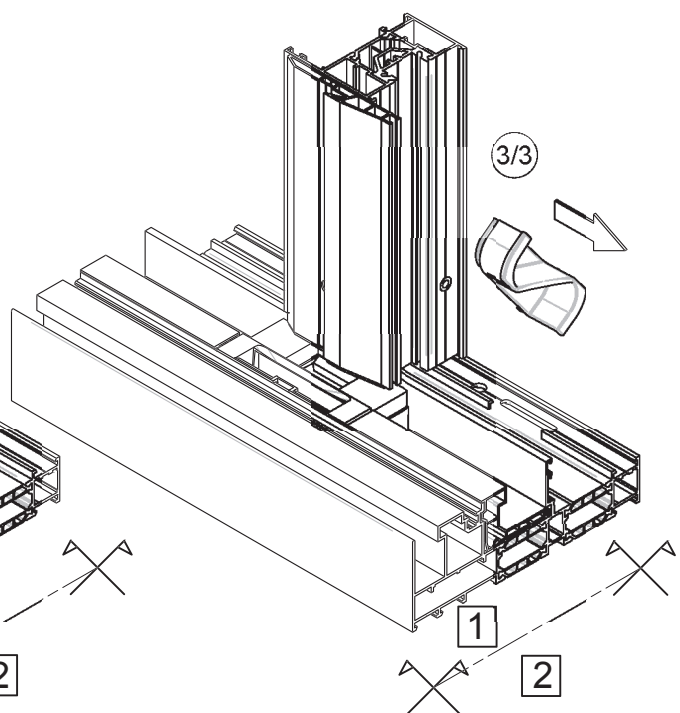
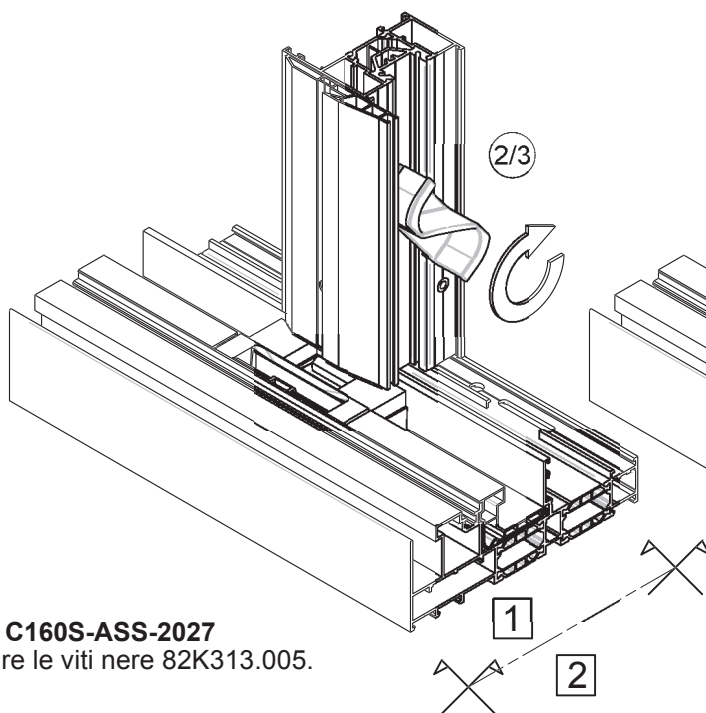
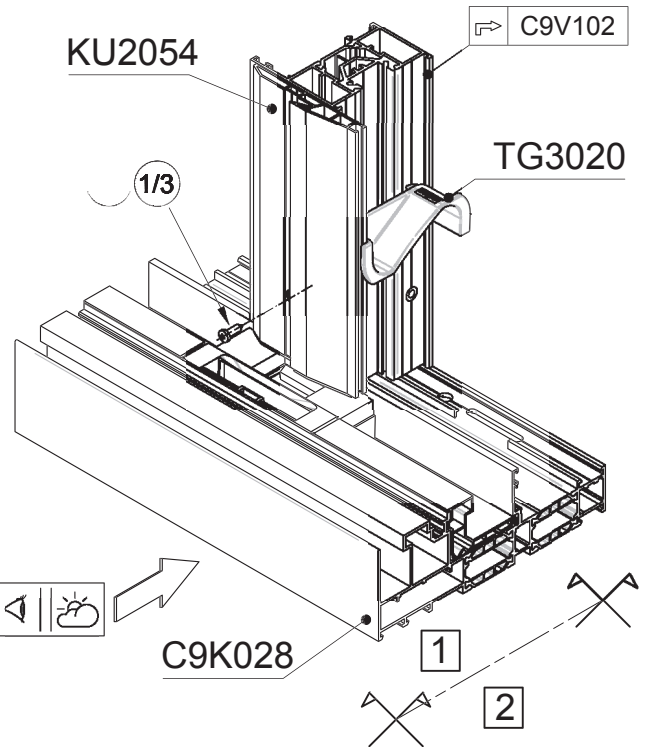
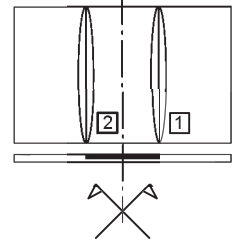
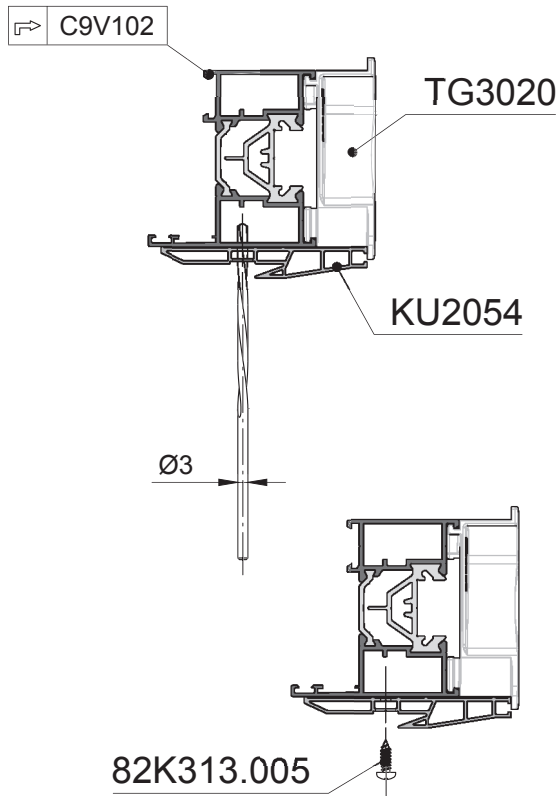


 C160S-ASS-2026

1 Binario fisso-apribile-fisso invertito (C9K028)

ASSEMBLAGGIO INCONTRO SU TRAVERSO C9V102, RIMOZIONE DI PEZZI DI POSIZIONAMENTO

3 / 5

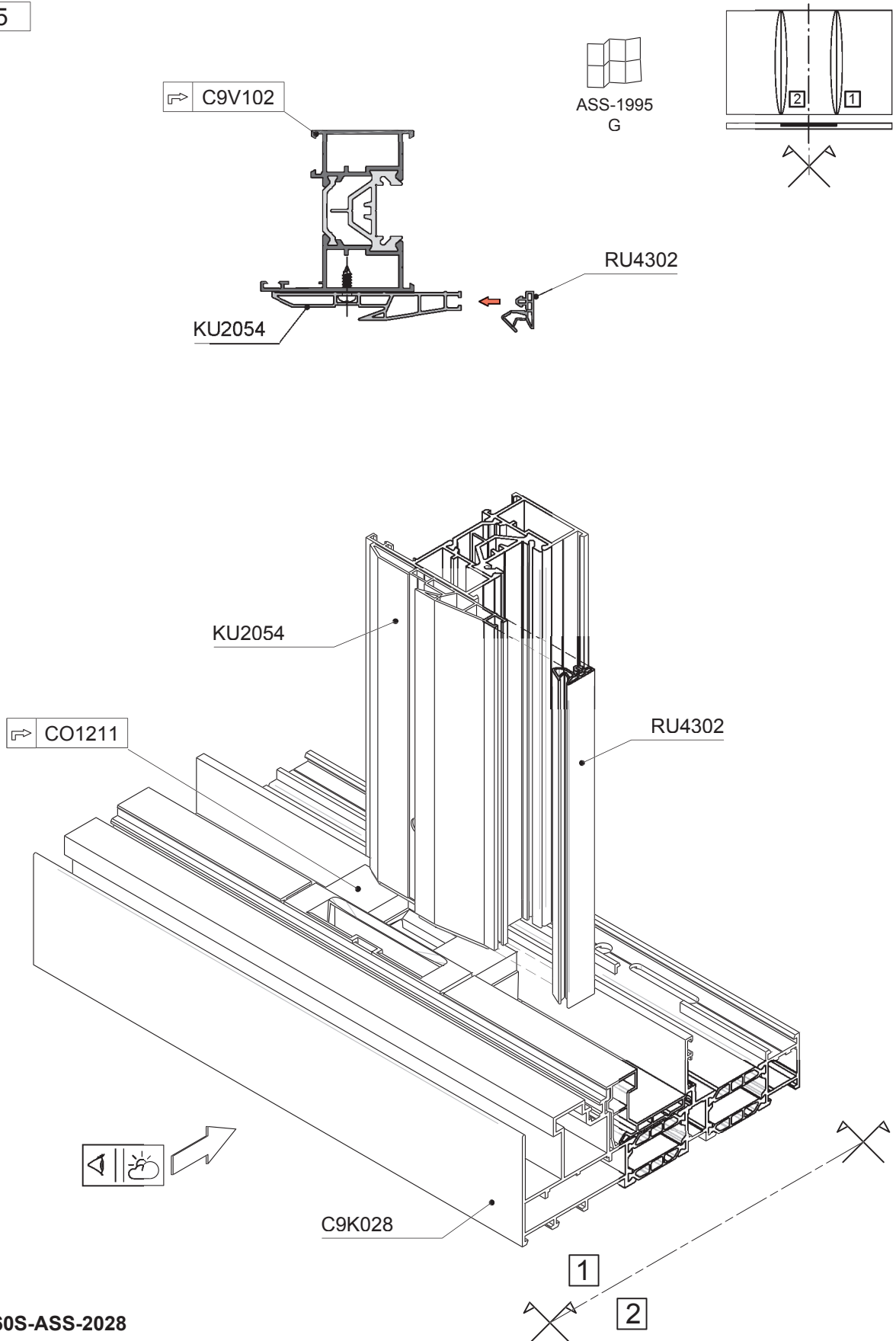


C160S-ASS-2027
Usare le viti nere 82K313.005.

1 Binario fisso-apribile-fisso invertito (C9K028)

ASSEMBLAGGIO GUARNIZIONE RU4302 SU KU2054

4 / 5

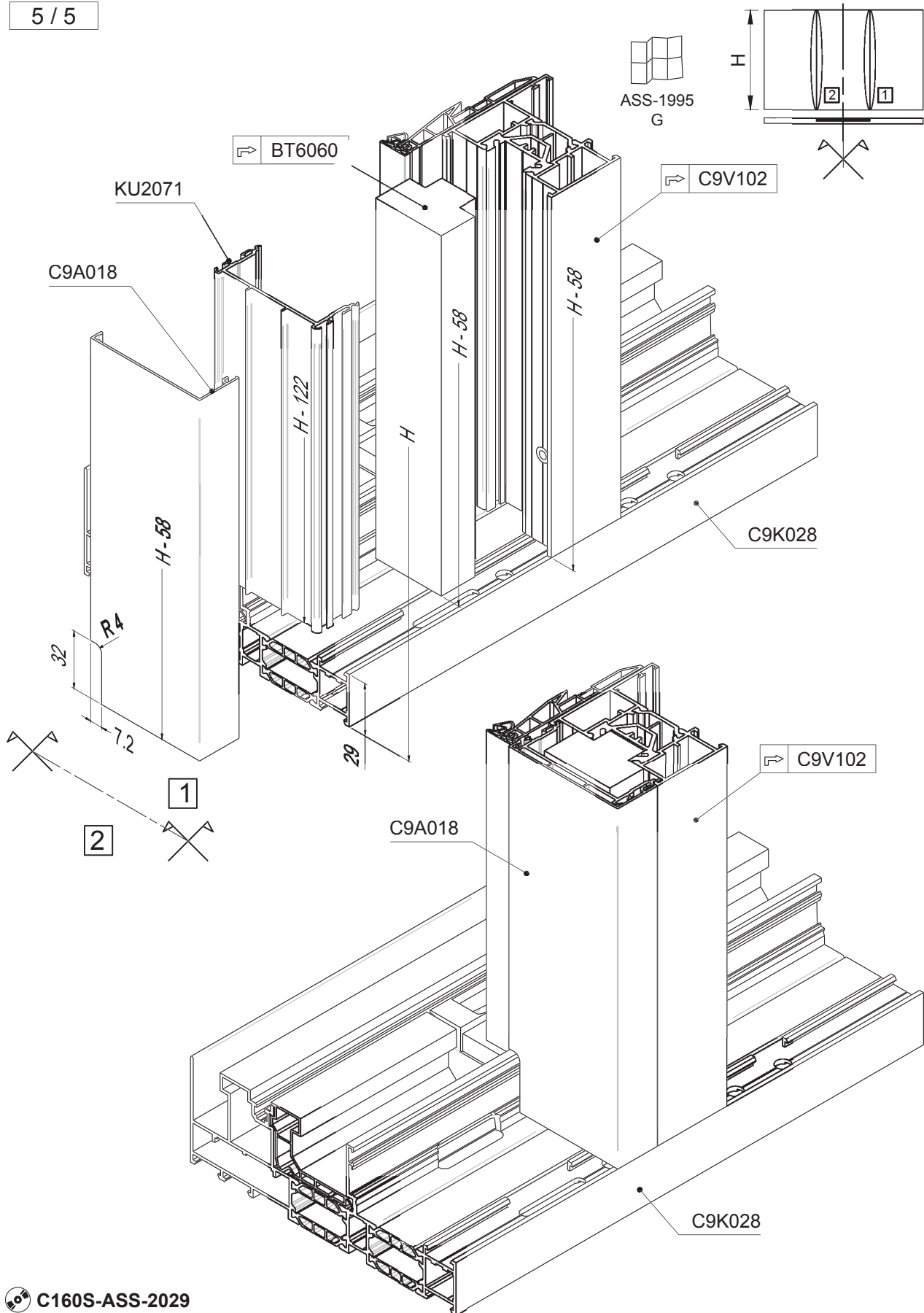


 C160S-ASS-2028

1 Binario fisso-apribile-fisso invertito (C9K028)

OPERAZIONE C9A018 ED ASSEMBLAGGIO SU TRAVERSO C9V102

5 / 5

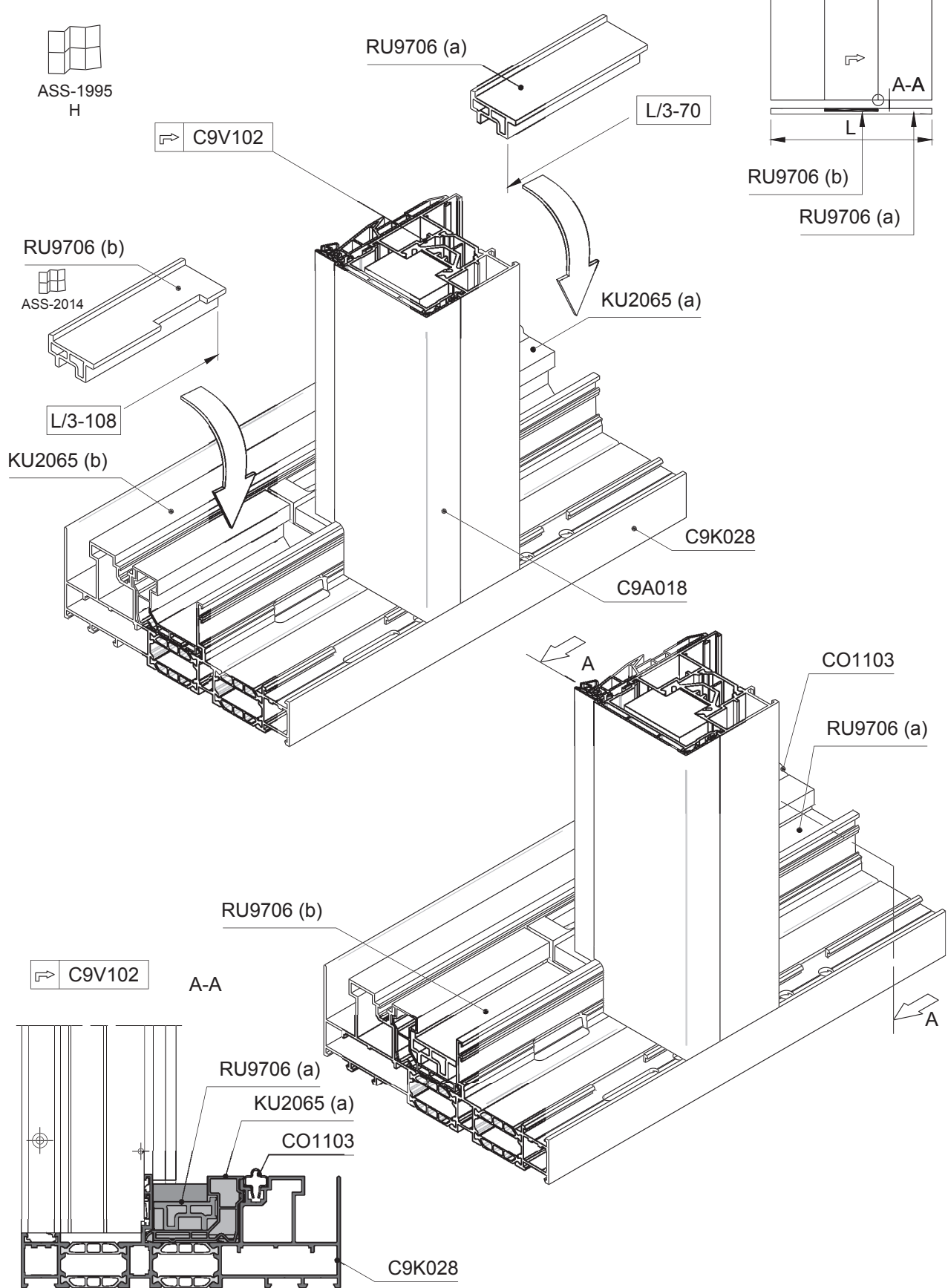


L - Ferramenta e disegni assemblaggio

C160S-ASS-2029

1 Binario fisso-apribile-fisso invertito (C9K028)

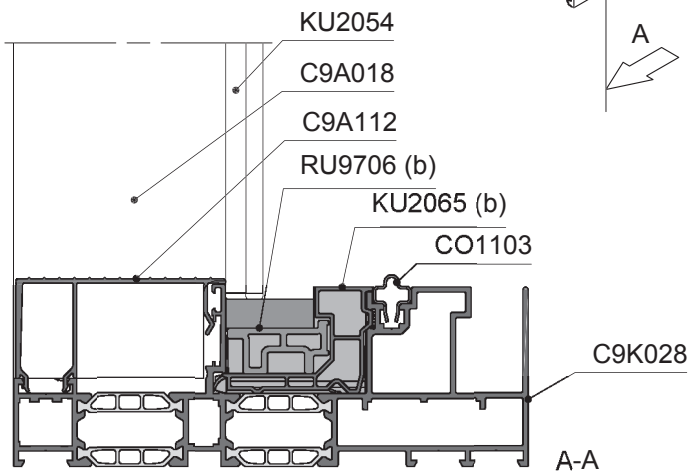
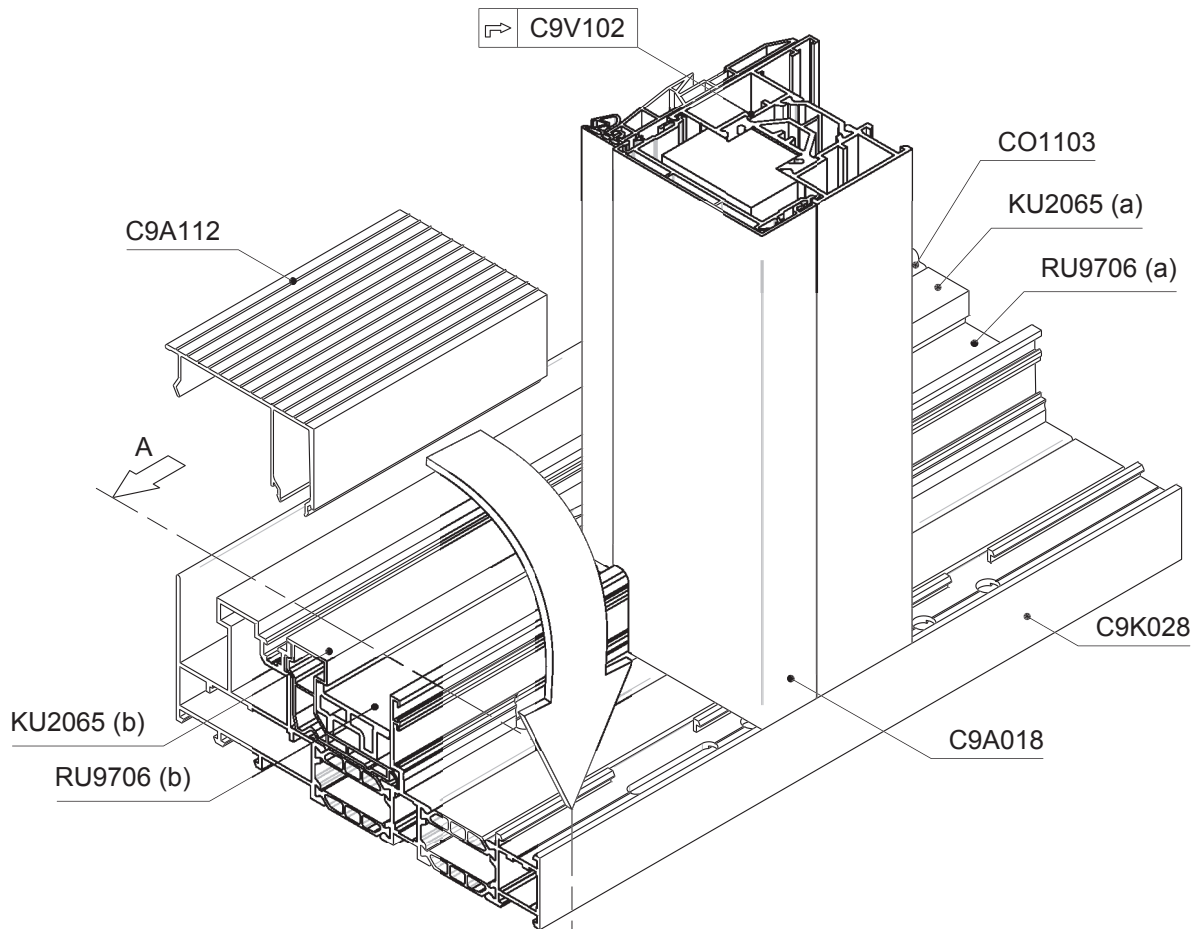
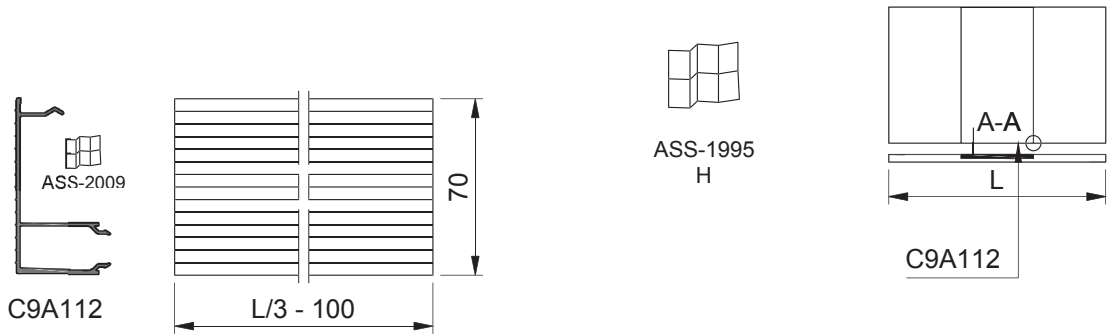
ASSEMBLAGGIO GUARNIZIONE RU9706 INFERIORE



 C160S-ASS-2030

1 Binario fisso-apribile-fisso invertito (C9K028)

ASSEMBLAGGIO C9A112 CENTRALE INFERIORE

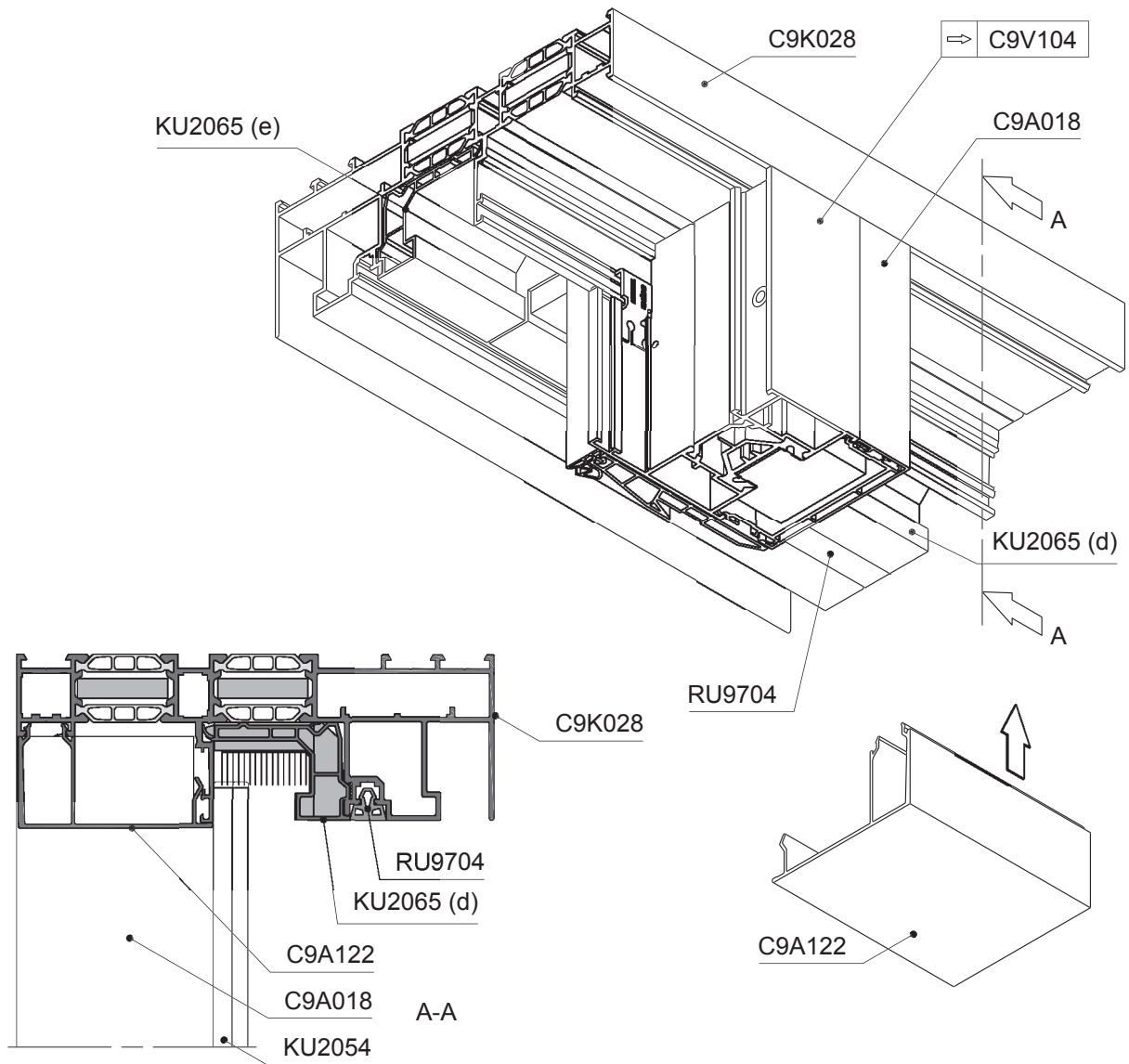
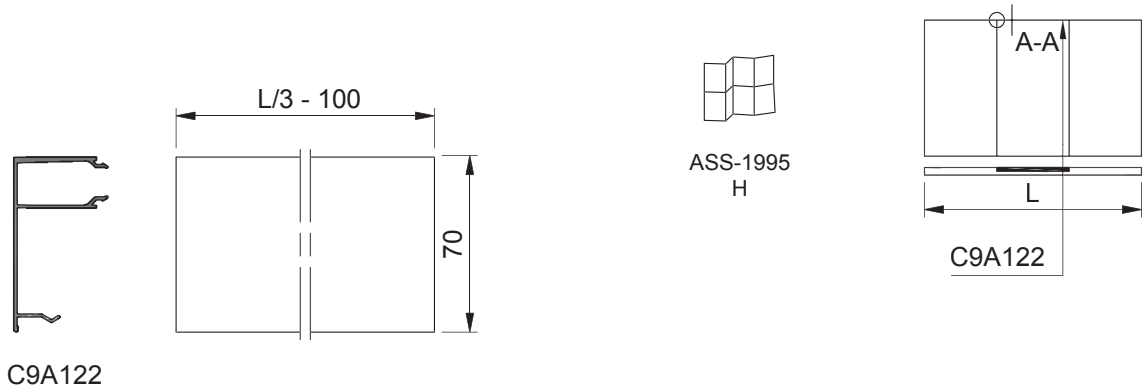


C160S-ASS-2031

L - Ferramenta e disegni assemblaggio

1 Binario fisso-apribile-fisso invertito (C9K028)

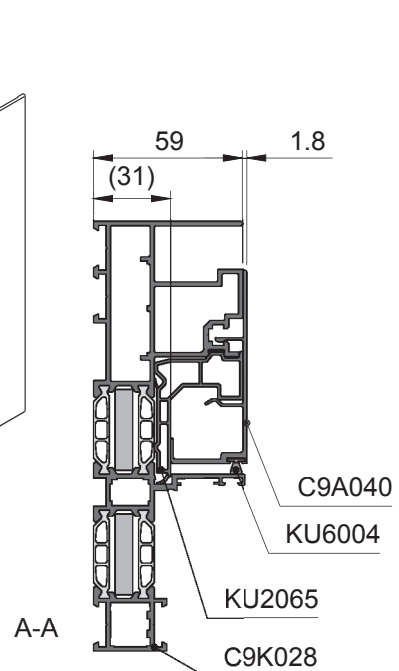
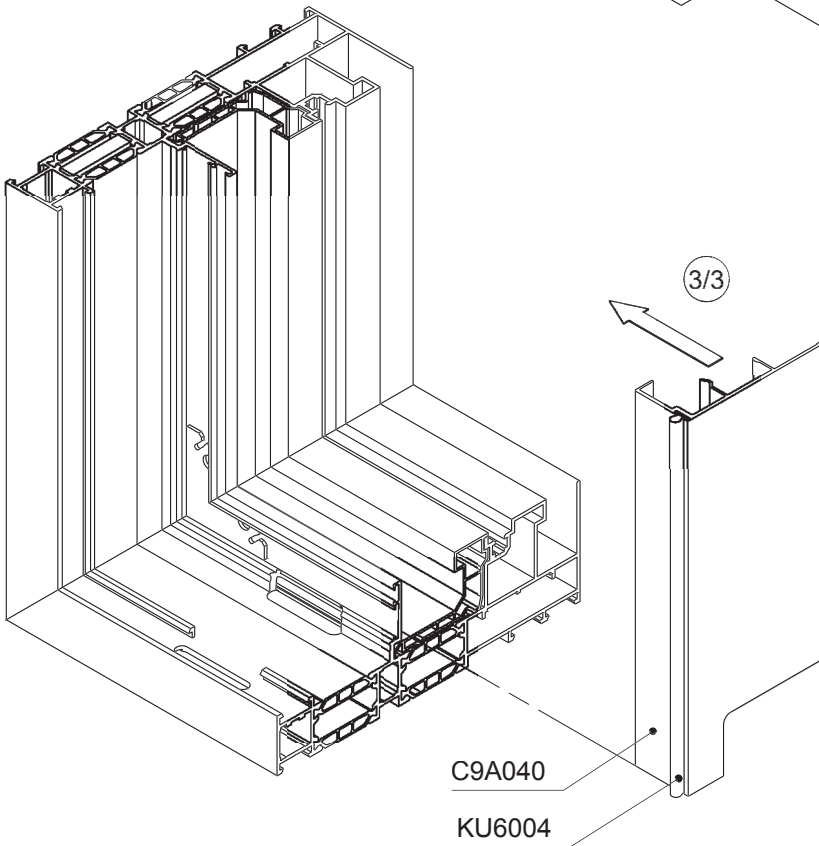
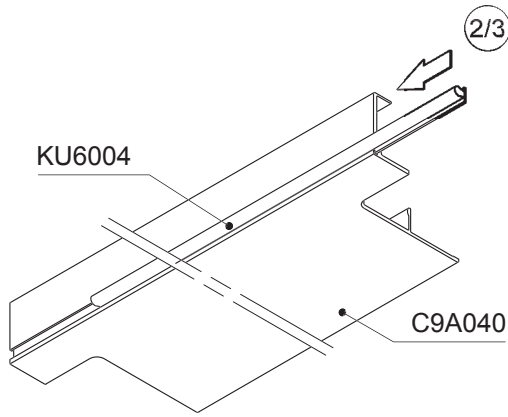
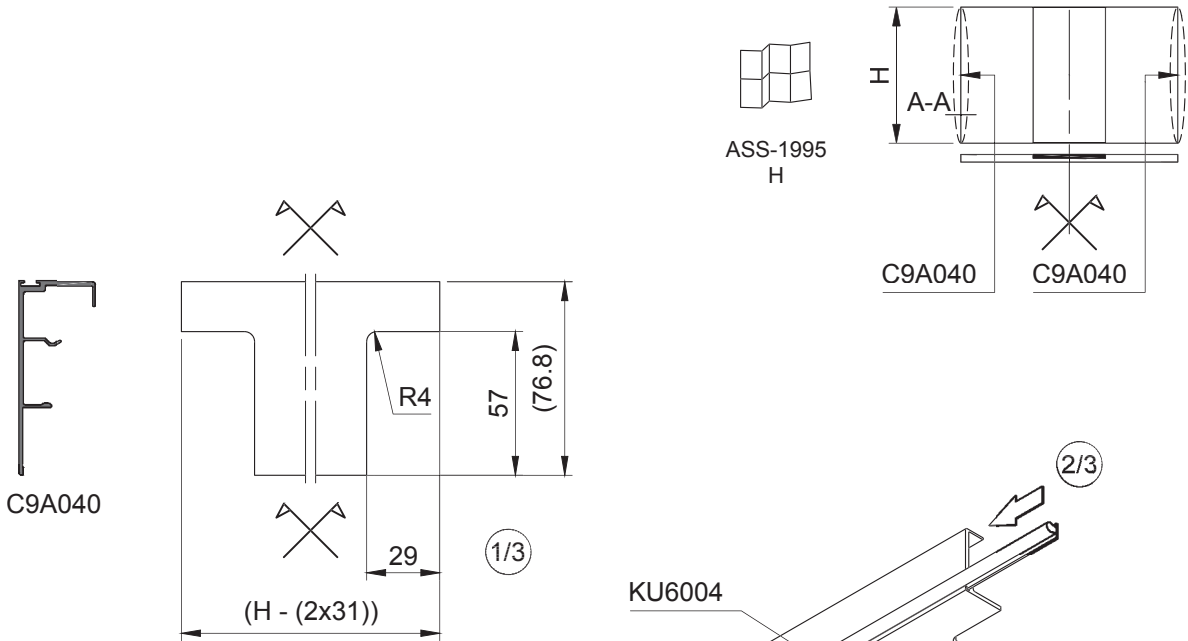
ASSEMBLAGGIO C9A122 CENTRALE SUPERIORE



 C160S-ASS-2032

1 Binario fisso-apribile-fisso invertito (C9K028)

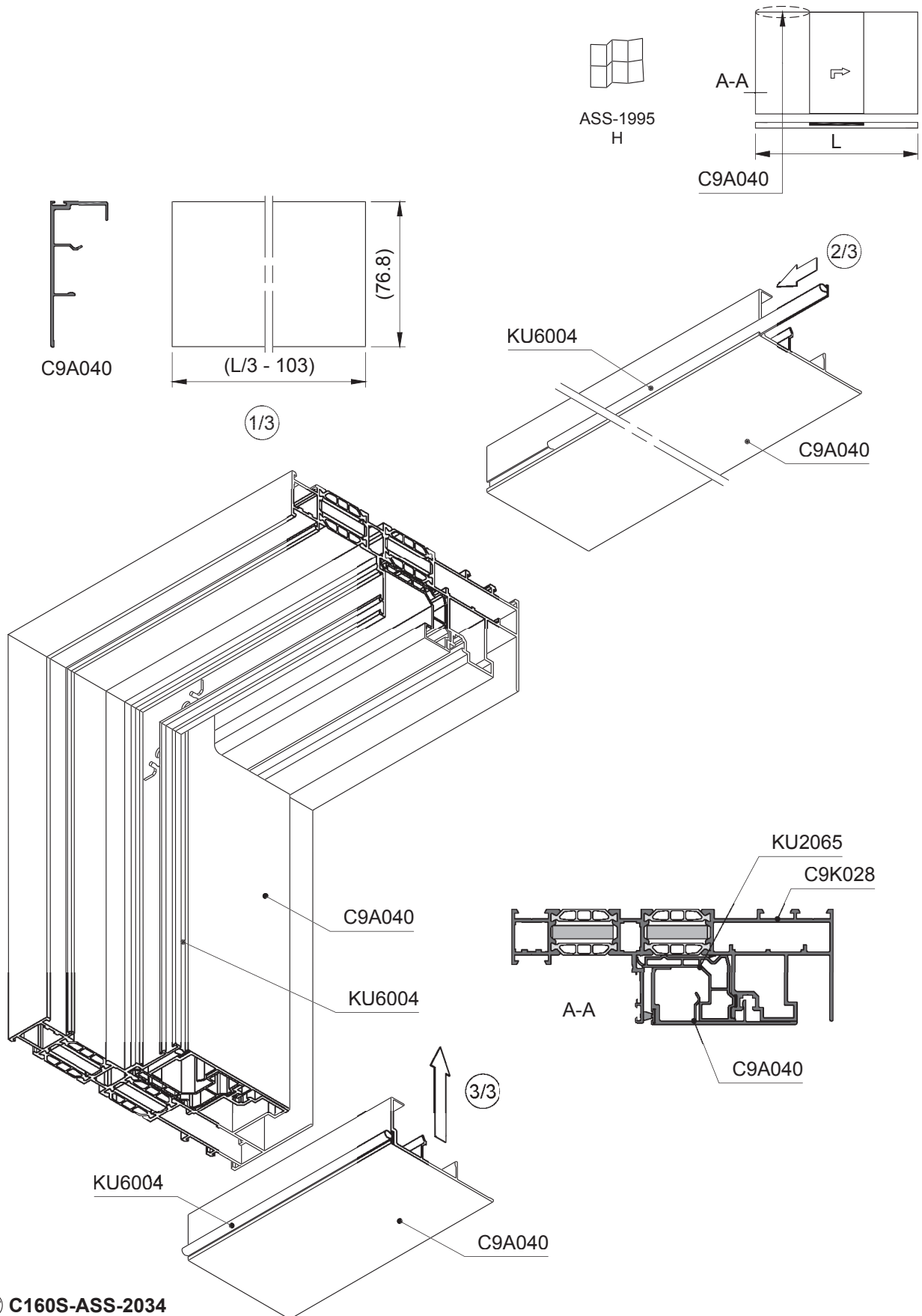
OPERAZIONE, POSIZIONAMENTO ED ASSEMBLAGGIO C9A040 E KU6004 VERTICALE



 C160S-ASS-2033

1 Binario fisso-apribile-fisso invertito (C9K028)

OPERAZIONE, POSIZIONAMENTO ED ASSEMBLAGGIO C9A040 E KU6004 ORIZZONTALE SUPERIORE



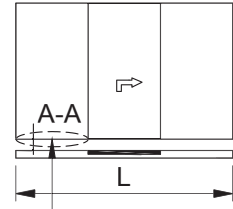
 C160S-ASS-2034

1 Binario fisso-apribile-fisso invertito (C9K028)

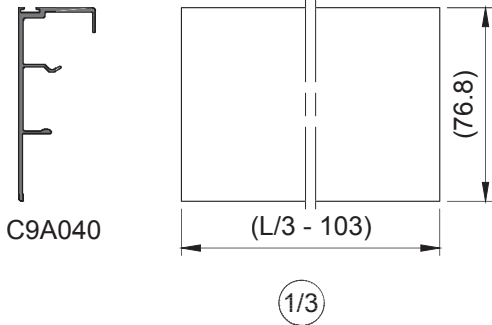
OPERAZIONE, POSIZIONAMENTO ED ASSEMBLAGGIO C9A040 E KU6004 ORIZZONTALE INFERIORE



ASS-1995
H



C9A040

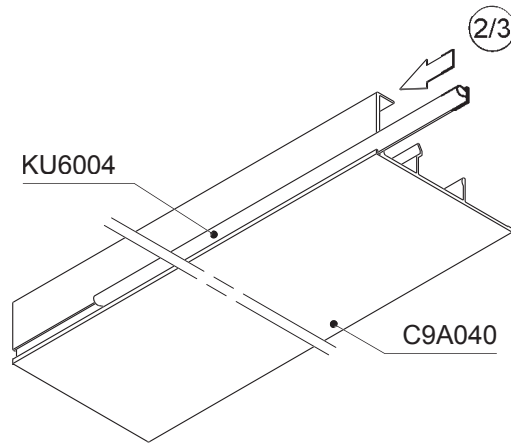


C9A040

(L/3 - 103)

(76.8)

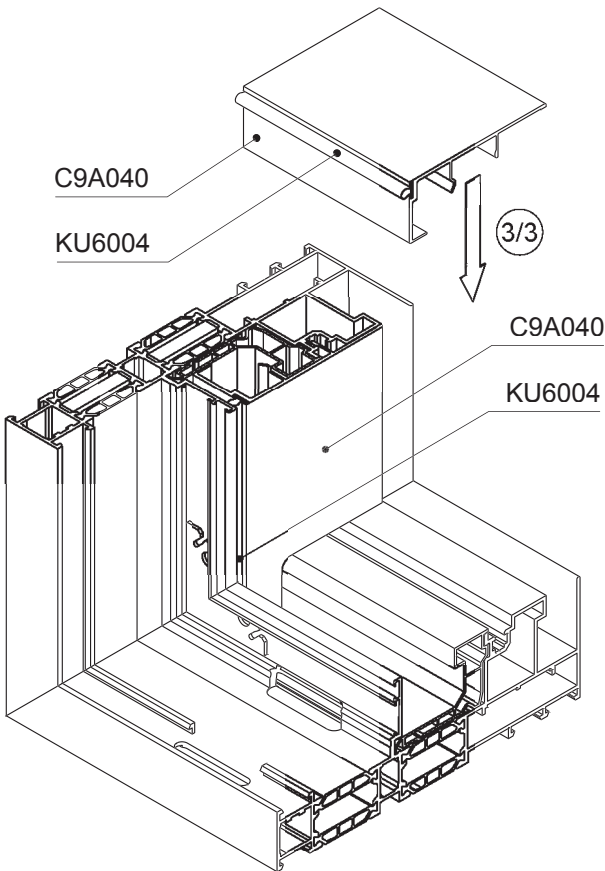
1/3



KU6004

C9A040

2/3



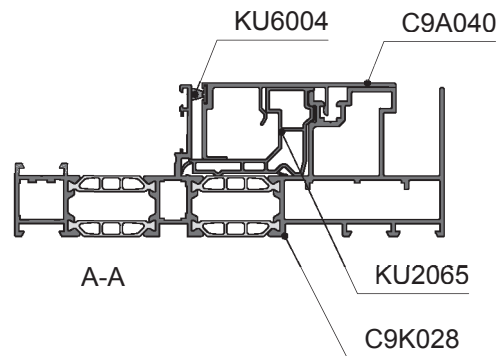
C9A040

KU6004

3/3

C9A040

KU6004



KU6004

C9A040

A-A

KU2065

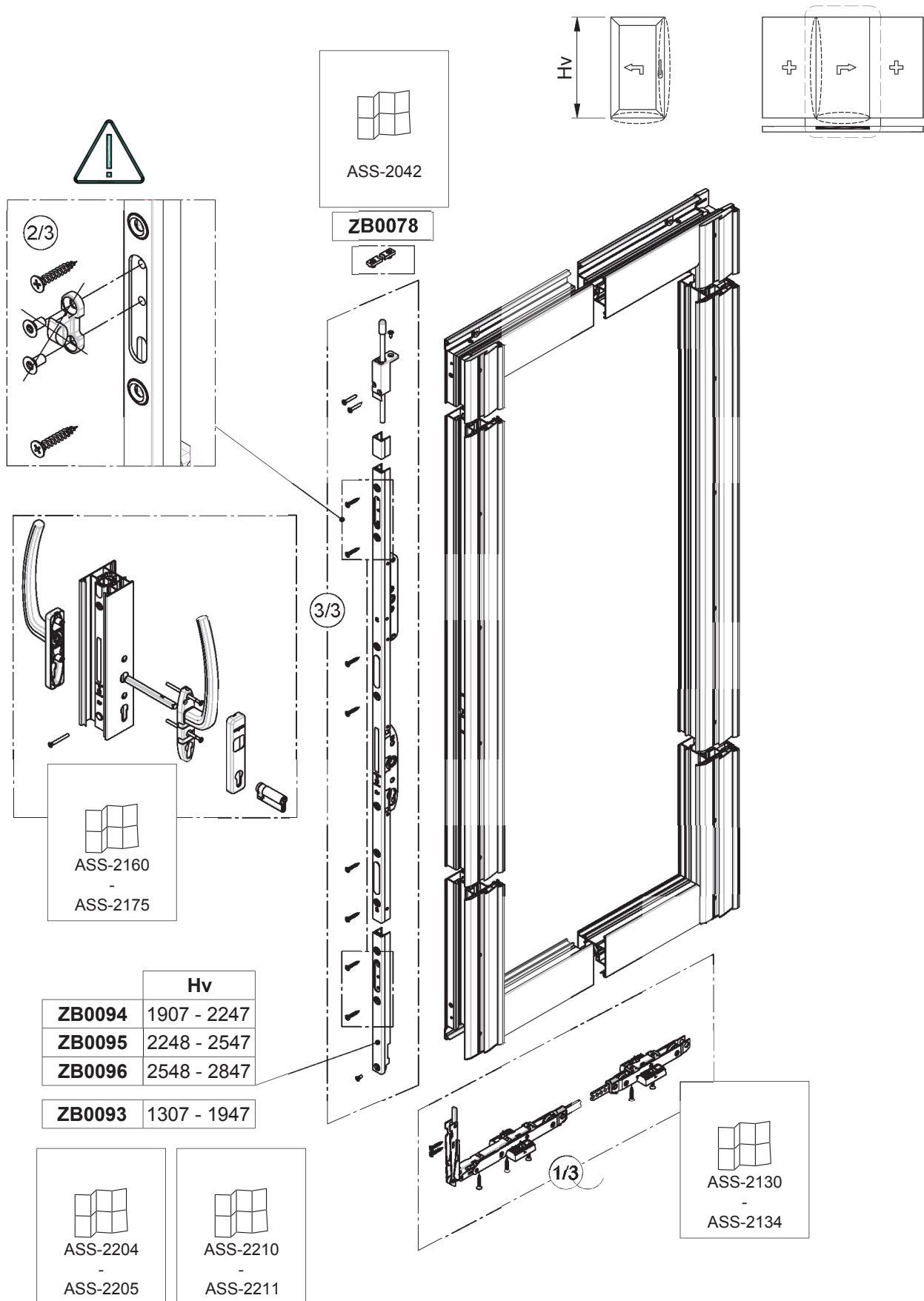
C9K028

C160S-ASS-2035

Domal C160 Smartline

1 Binario fisso-apribile-fisso invertito (C9K028)

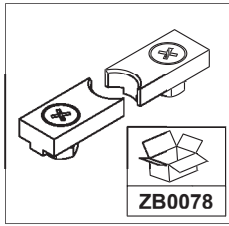
PANORAMICA FERRAMENTA ALZANTE SCORREVOLE



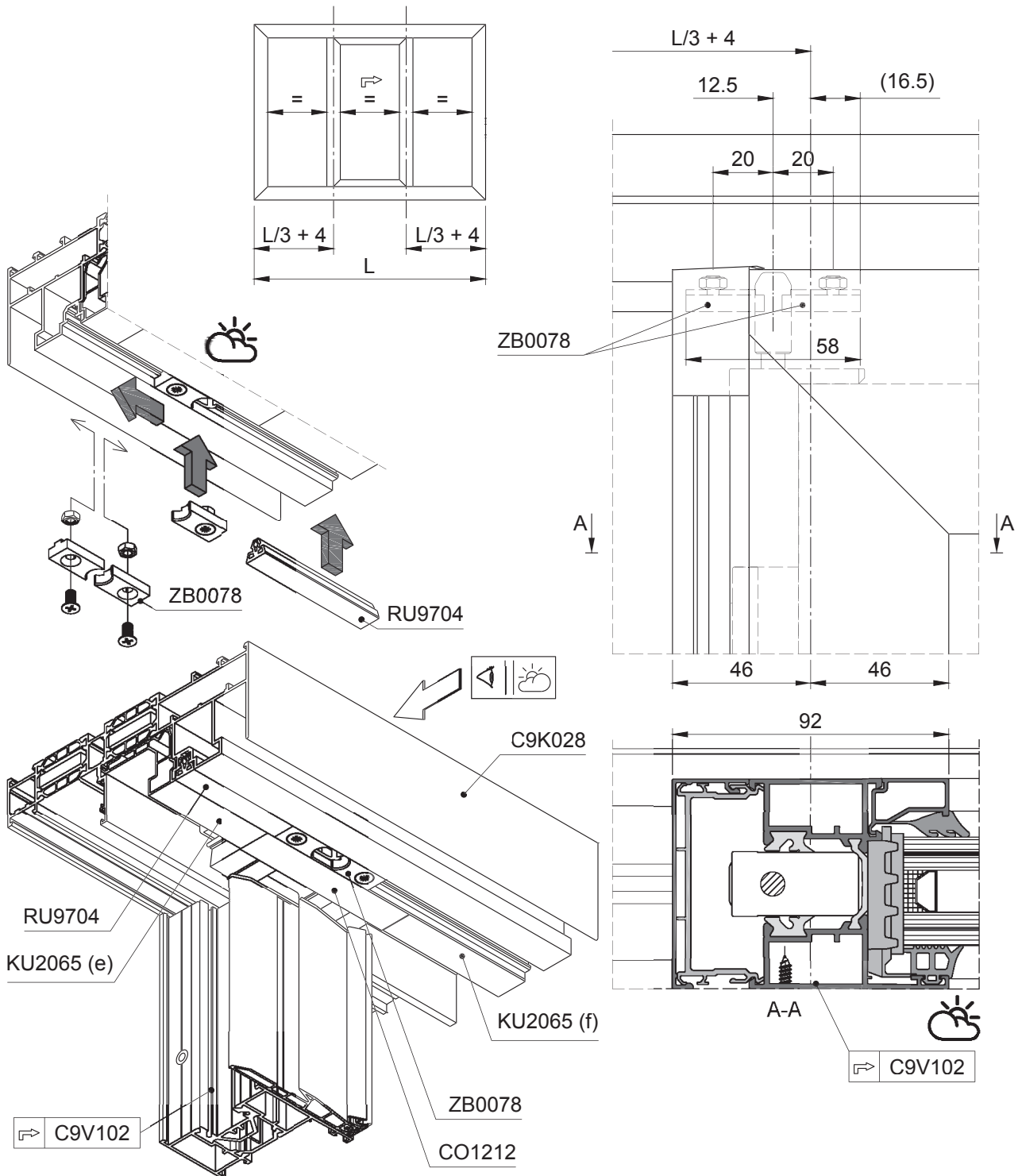
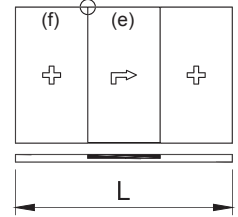
C160S-ASS-2040

1 Binario fisso-apribile-fisso invertito (C9K028)

OPERAZIONE ED ASSEMBLAGGIO ZB0078 SUPERIORE ALZANTE SCORREVOLE



ASS-2040
&
ASS-1999

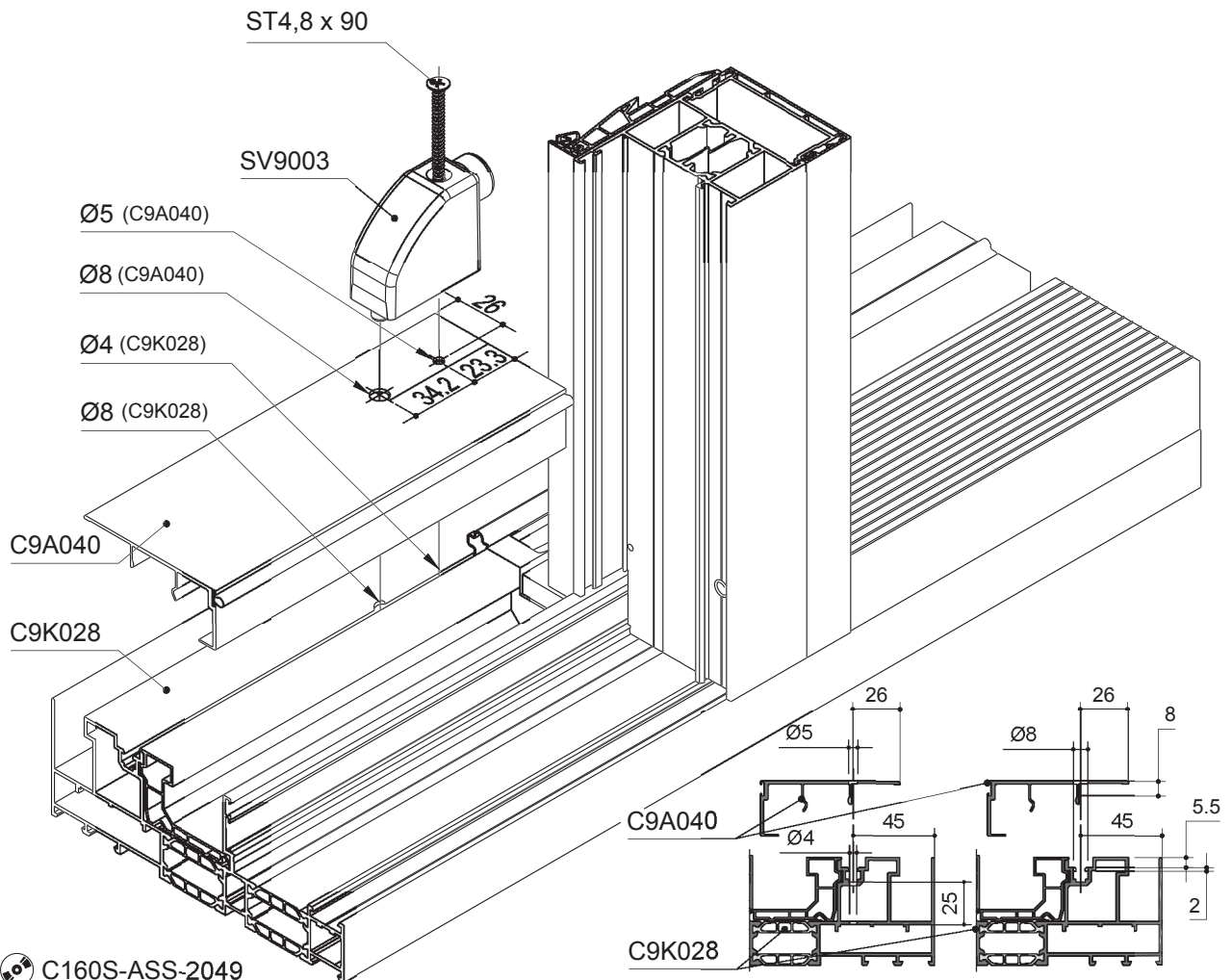
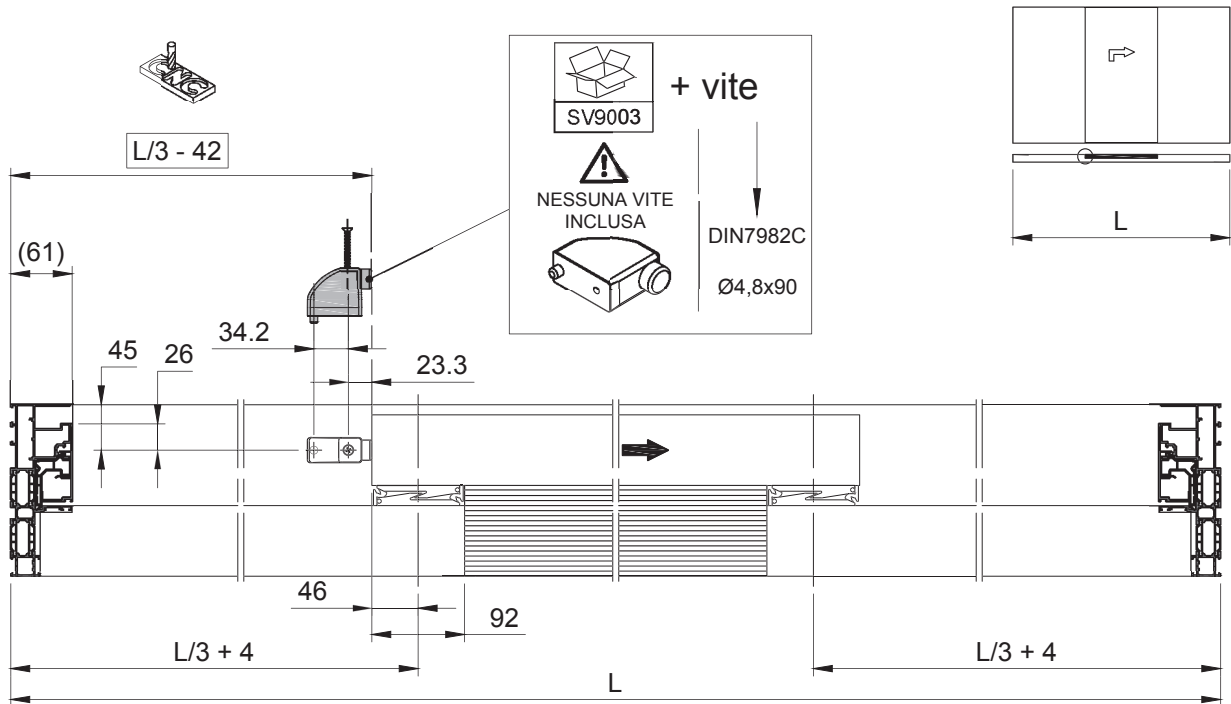


C160S-ASS-2042

L - Ferramenta e disegni assemblaggio

1 Binario fisso-apribile-fisso invertito (C9K028)

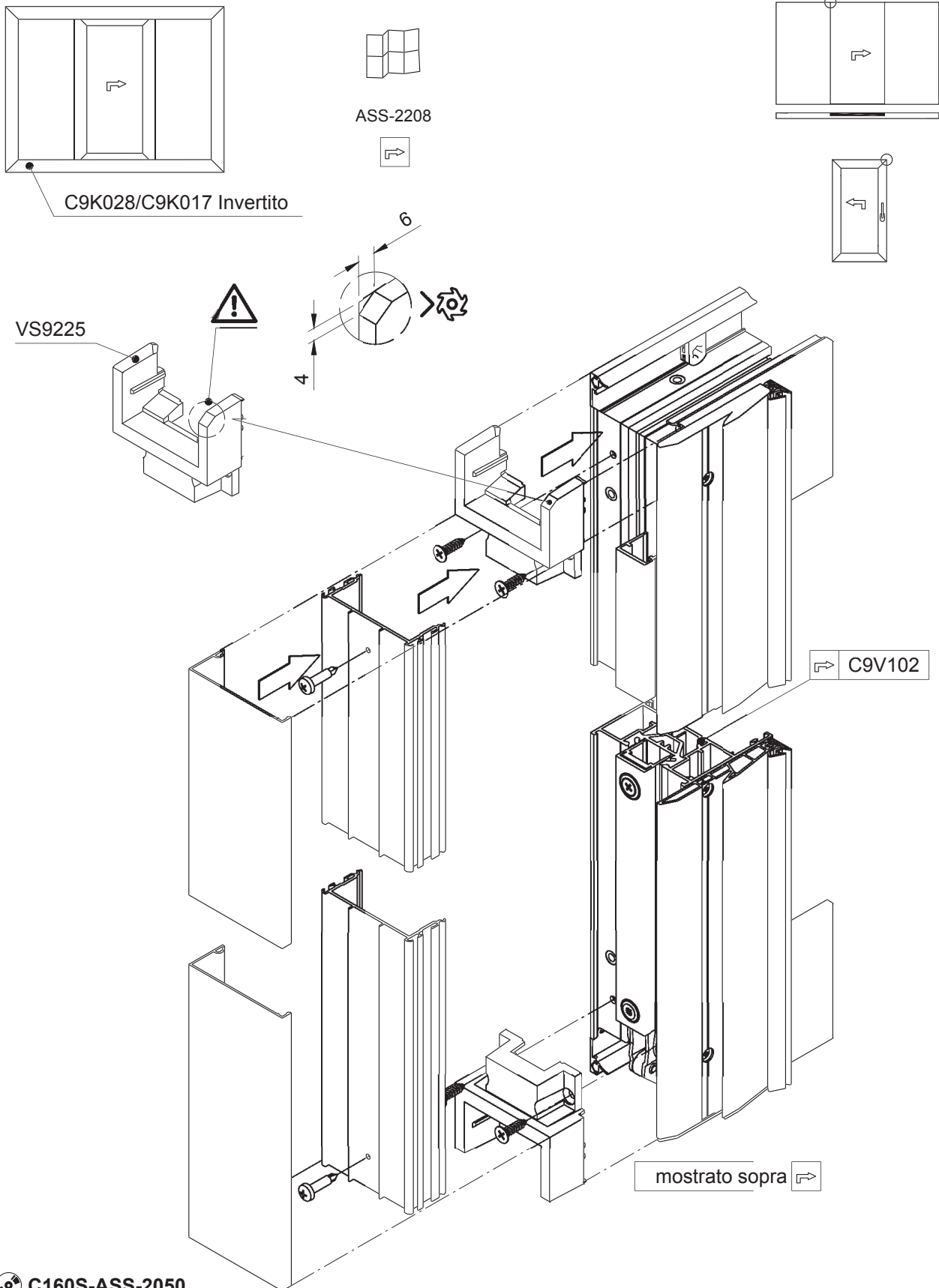
POSIZIONAMENTO ED ASSEMBLAGGIO SV9002



C160S-ASS-2049

1 Binario fisso-apribile-fisso invertito (C9K028)

ASSEMBLAGGIO VS9225, SUPERIORE LATO MANIGLIA



L - Ferramenta e disegni assemblaggio

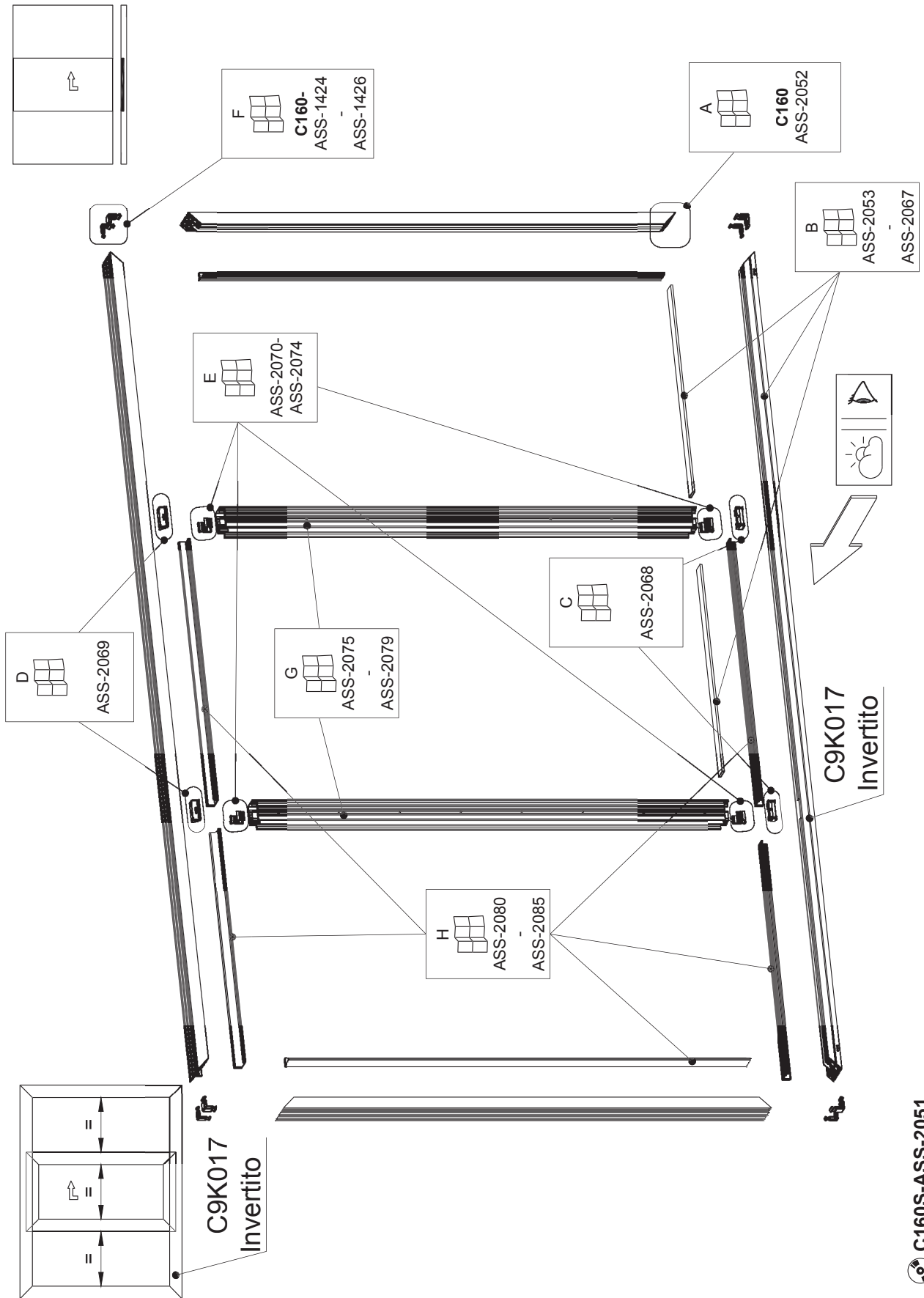
C160S-ASS-2050

1 Binario fisso-apribile-fisso invertito (C9K017)

Panoramica assemblaggio	L570
Operazioni C9K017 e assemblaggio isolamento BT6000	L571
3D panoramica drenaggio: C9K017	L572
2D panoramica drenaggio: C9K017	L573
Drenaggio C9K017 - Parte 1	L574
Drenaggio C9K017 - Parte 2	L575
Drenaggio C9K017 - Parte 3	L576
Drenaggio C9K017 - Parte 4	L577
Drenaggio C9K017 - Parte 5	L578
Drenaggio C9K017 - Parte 6	L579
Drenaggio C9K017 - Parte 7	L580
Drenaggio C9K017 - Parte 8	L581
Drenaggio C9K017 - Parte 9	L582
Operazione per C9K017	L583
3D - Posizionamento RU9706	L584
Operazione RU9706 per drenaggio	L585
Assemblaggio valvola VS0107 e profilo di isolamento KU2065 su C9K017 - Inferiore	L586
Posizionamento tappi di tenuta in C9K017 - Inferiore	L587
Posizionamento CO1116 (alzante scorrevole) / CO1113 (scorrevole) - Inferiore	L588
Posizionamento CO1114 (alzante scorrevole) / CO1115 (scorrevole) - Superiore	L589
Operazione traverso-anta C9V102-C9V104	L590
Assemblaggio cavallotto per traverso	L591
Posizionamento cavallotto per traverso	L592
Assemblaggio traverso su telaio C9K017	L593
Assemblaggio TS9Z05 su traverso e telaio C9K017	L594
Assemblaggio incontro, posizionamento TG3020	L595
Assemblaggio incontro su traverso C9V102	L596
Assemblaggio incontro su traverso C9V102, rimozione TG3020	L597
Assemblaggio guarnizioni RU4302 in KU2054	L598
Operazione C9A008-C9A013 ed assemblaggio traverso C9V102	L599
Posizionamento guarnizioni RU9706 in KU2065 - Inferiore	L600
Posizionamento C9A110 - Inferiore centrale	L601
Posizionamento C9A130 - Inferiore centrale	L602
Operazione, posizionamento ed assemblaggio C9A040 e KU6004 - Verticale	L603
Posizionamento ed assemblaggio C9A040 e KU6004 - Orizzontale superiore	L604
Posizionamento ed assemblaggio C9A040 e KU6004 - Orizzontale inferiore	L605
Operazione ed assemblaggio ZB0078 - Superiore	L606
Posizionamento ed assemblaggio SV9002	L607
Operazione VS9225 - Superiore	L608

1 Binario fisso-apribile-fisso invertito (C9K017)

PANORAMICA ASSEMBLAGGIO

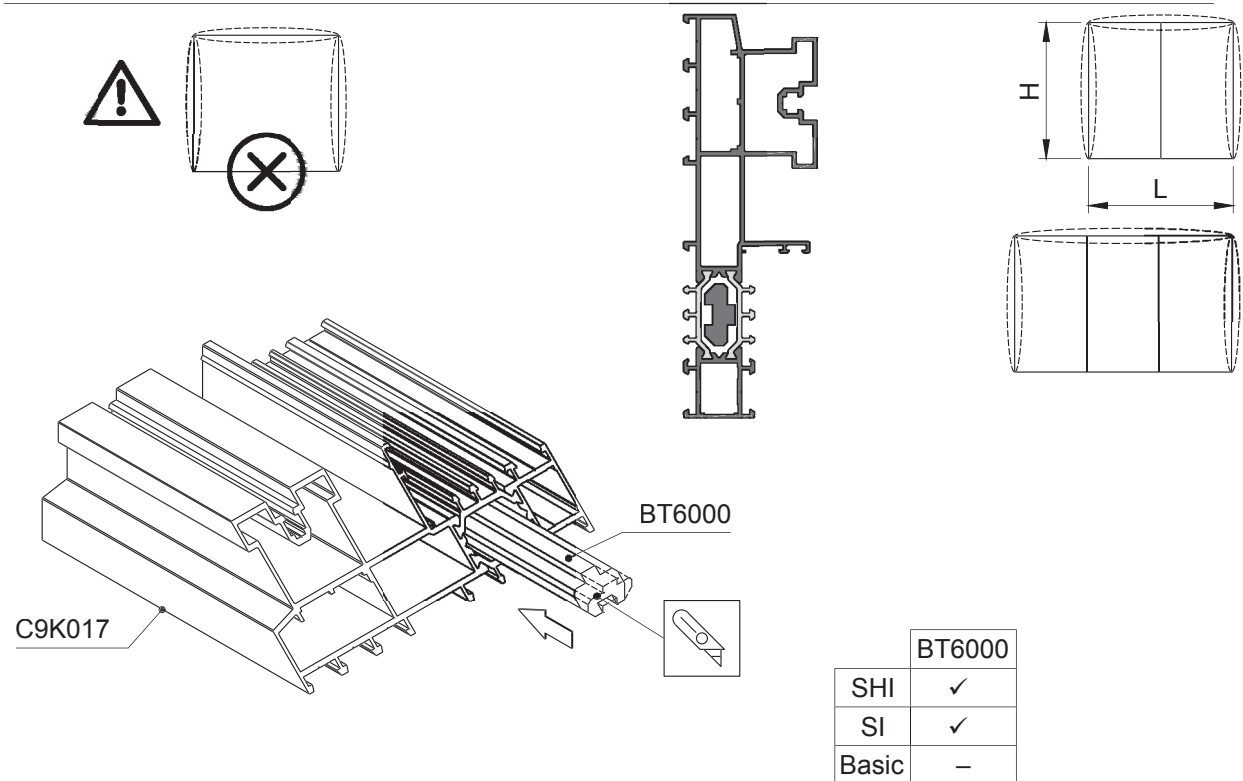
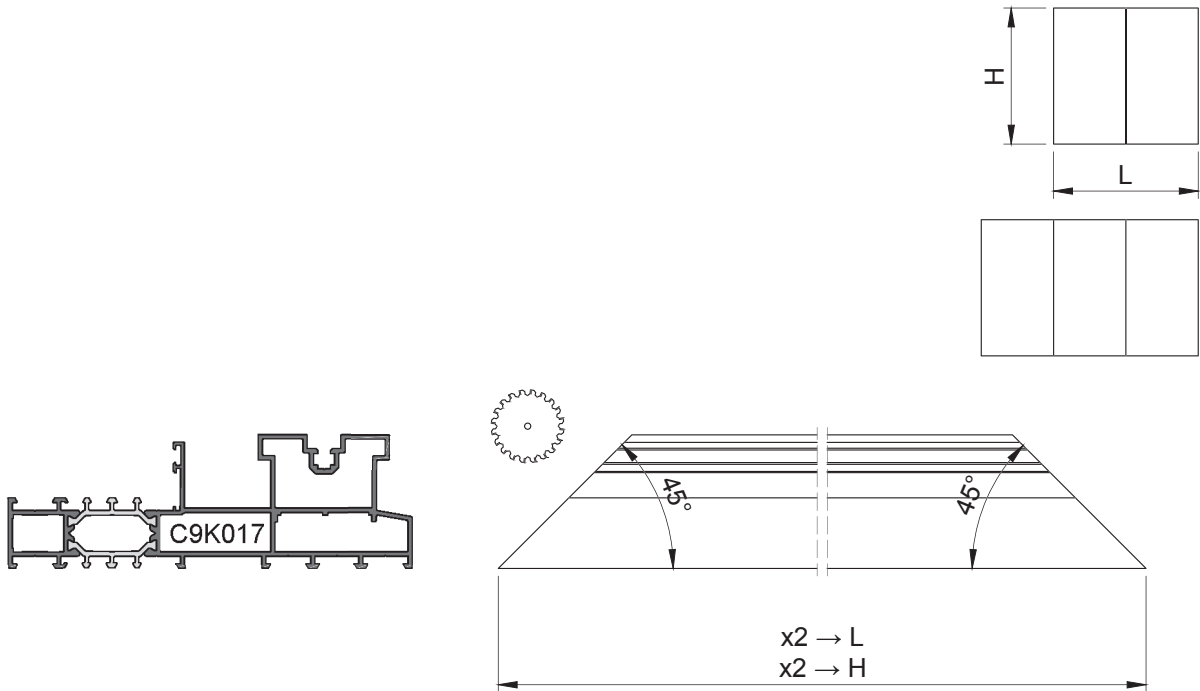


C160S-ASS-2051

L - Ferramenta e disegni assemblaggio

1 Binario fisso-apribile-fisso invertito (C9K017)

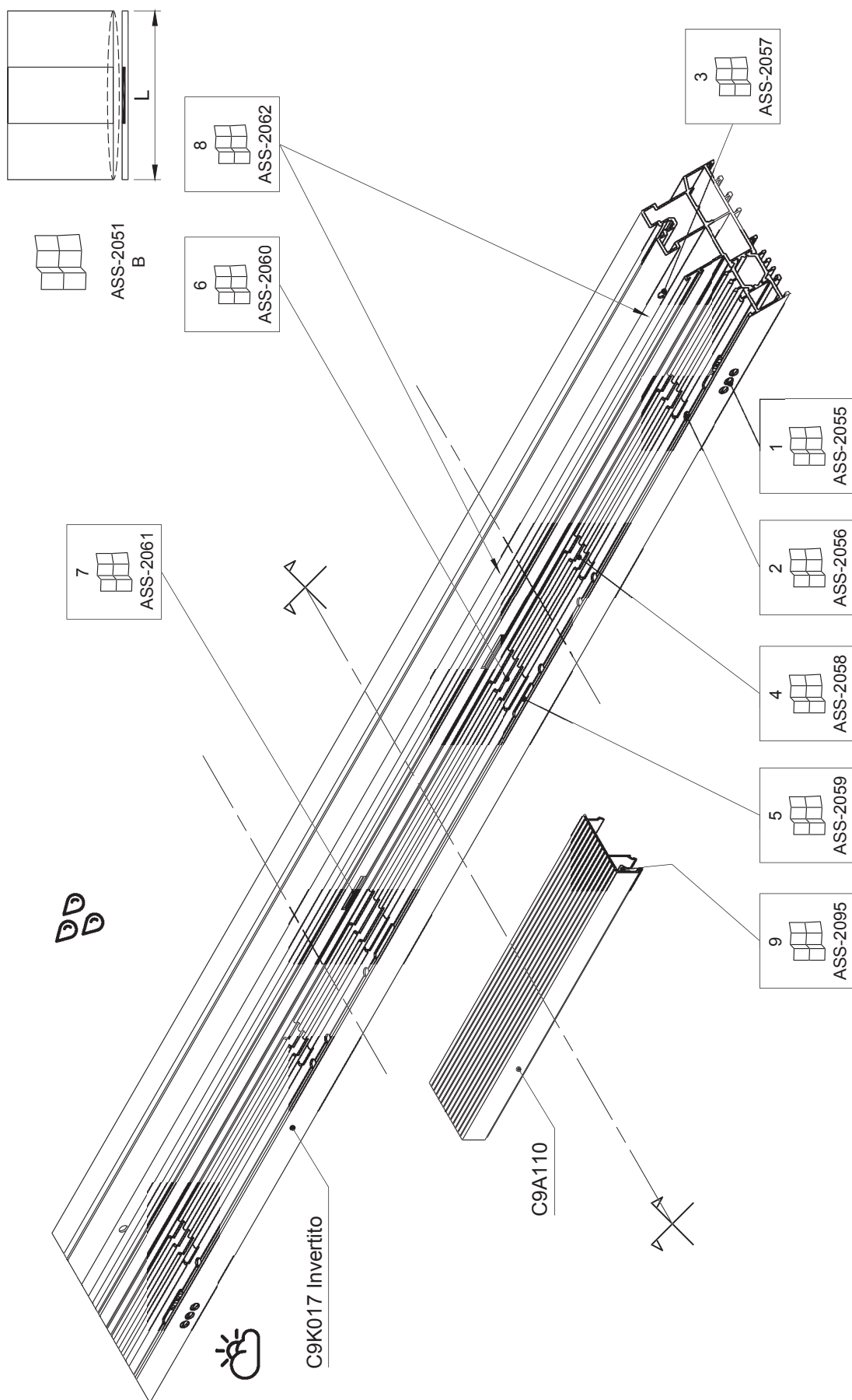
OPERAZIONI C9K017 E ASSEMBLAGGIO ISOLAMENTO BT6000



 C160S-ASS-2052

1 Binario fisso-apribile-fisso invertito (C9K017)\

3D PANORAMICA DRENAGGIO: C9K017

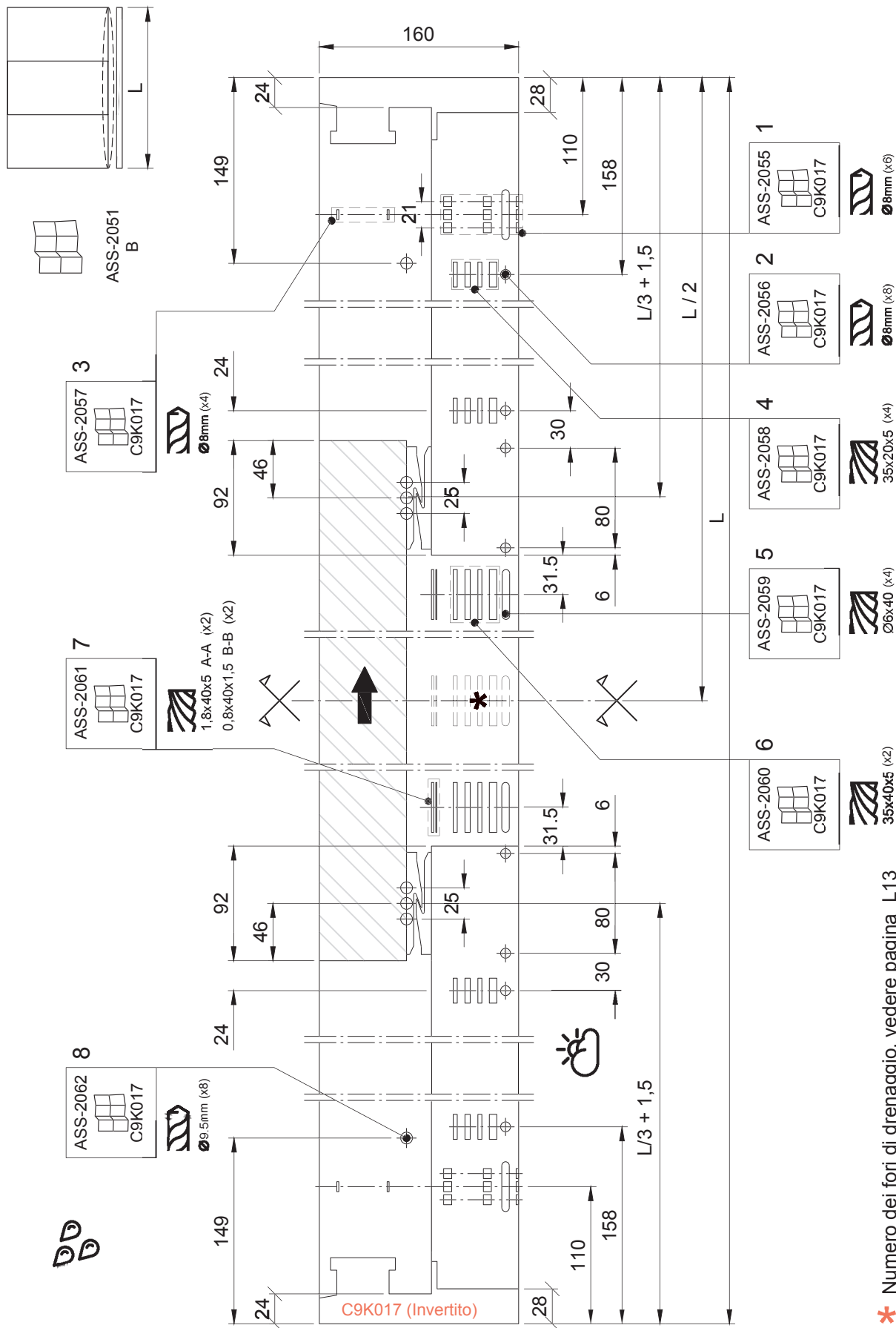


L - Ferramenta e disegni assemblaggio

 C160S-ASS-2053

1 Binario fisso-apribile-fisso invertito (C9K017)

2D PANORAMICA DRENAGGIO: C9K017



* Numero dei fori di drenaggio, vedere pagina L13

🔗 C160S-ASS-2054

L - Ferramenta e disegni assemblaggio

1 Binario fisso-apribile-fisso invertito (C9K017)

DRENAGGIO C9K017 - PARTE 1

1 / 8

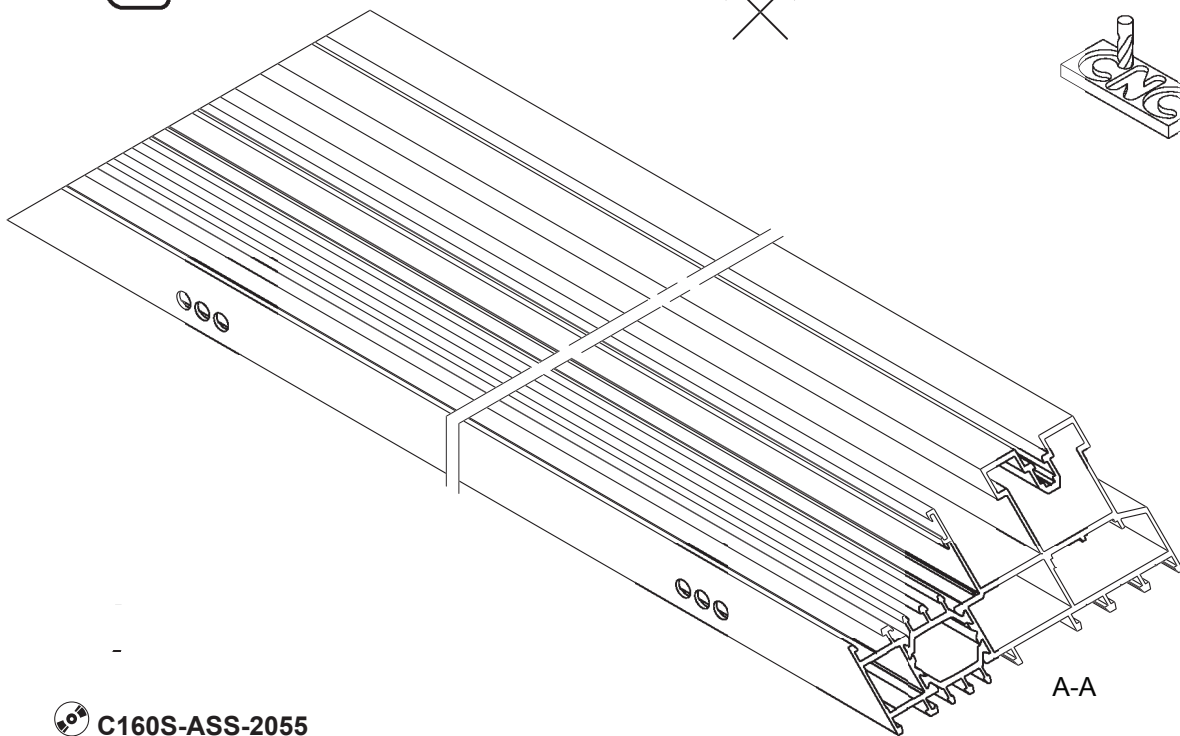
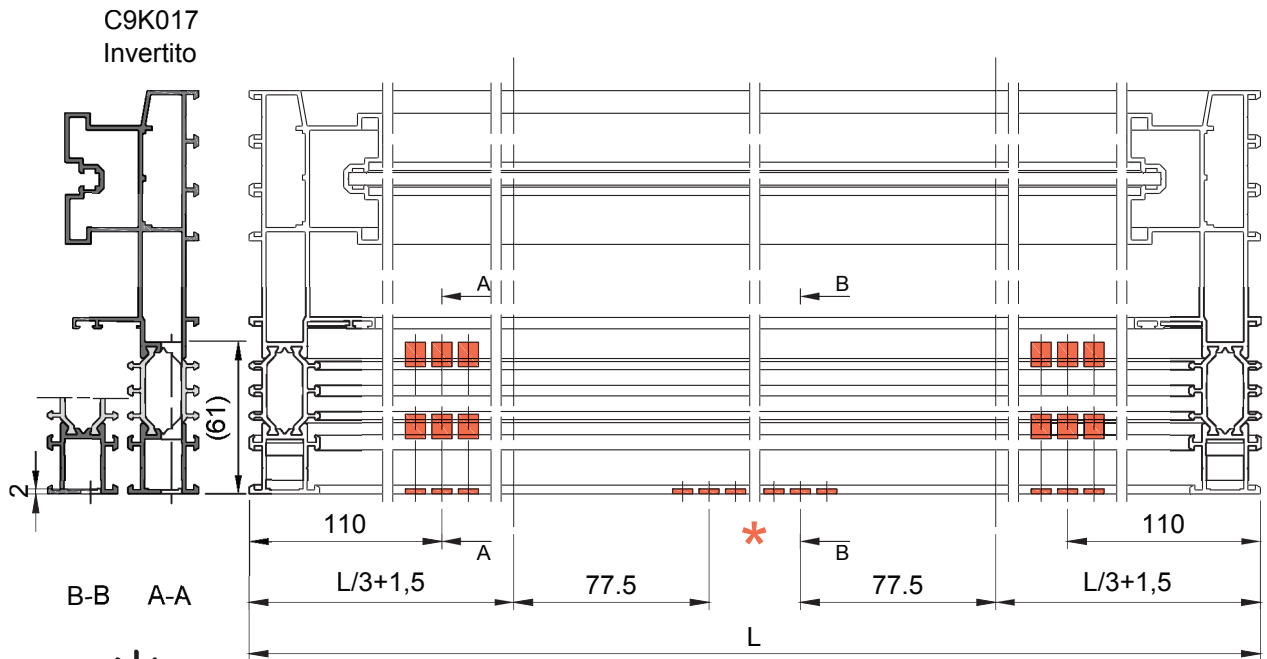
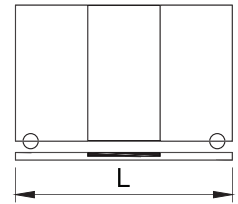


Ø8mm - 61 (x6) A-A

Ø8mm - 2 (x6) B-B opzionale



ASS-2053
ASS-2054



C160S-ASS-2055

* Numero dei fori di drenaggio, vedere pagina L13

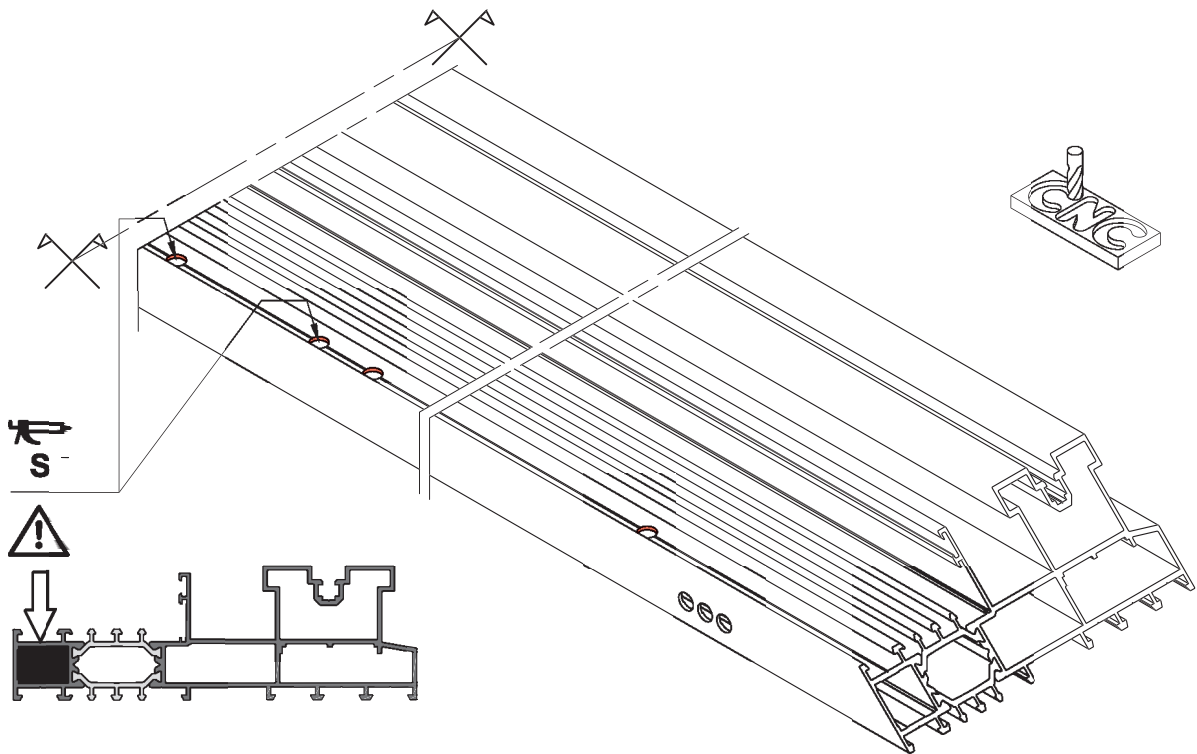
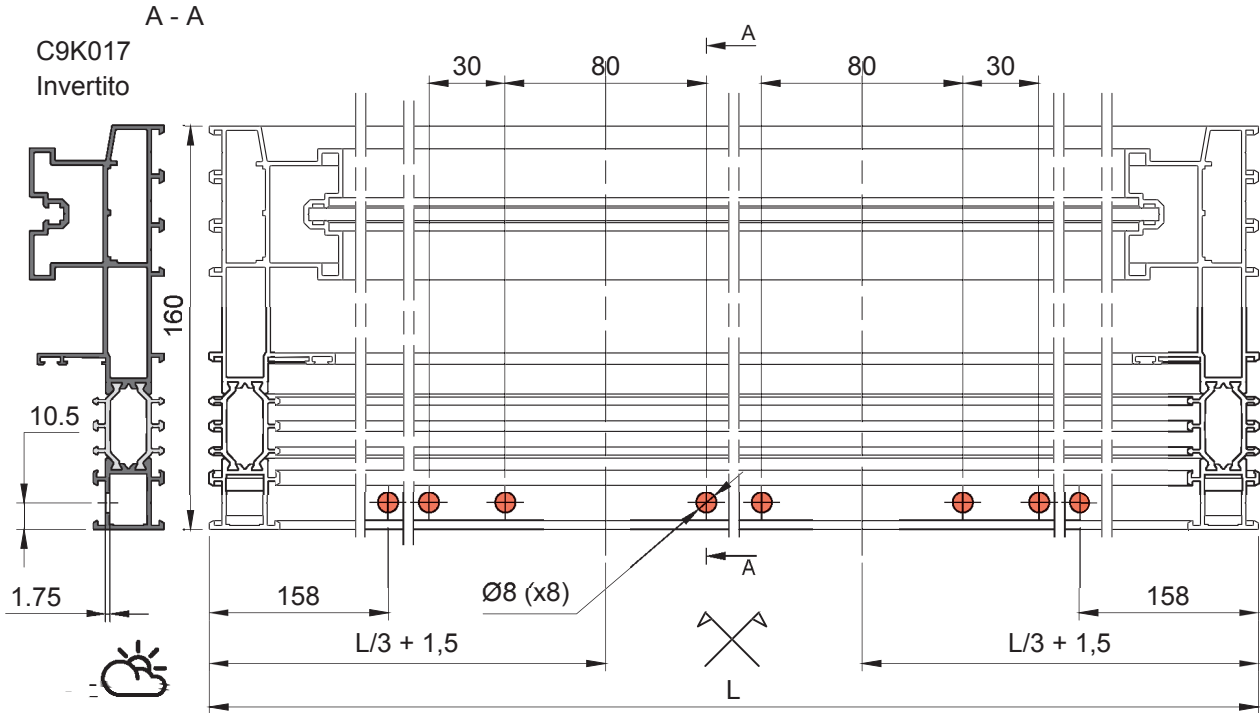
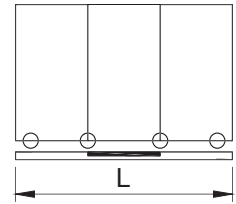
1 Binario fisso-apribile-fisso invertito (C9K017)

DRENAGGIO C9K017 - PARTE 2

2 / 8



ASS-2053
ASS-2054



C160S-ASS-2056

1 Binario fisso-apribile-fisso invertito (C9K017)

DRENAGGIO C9K017 - PARTE 3

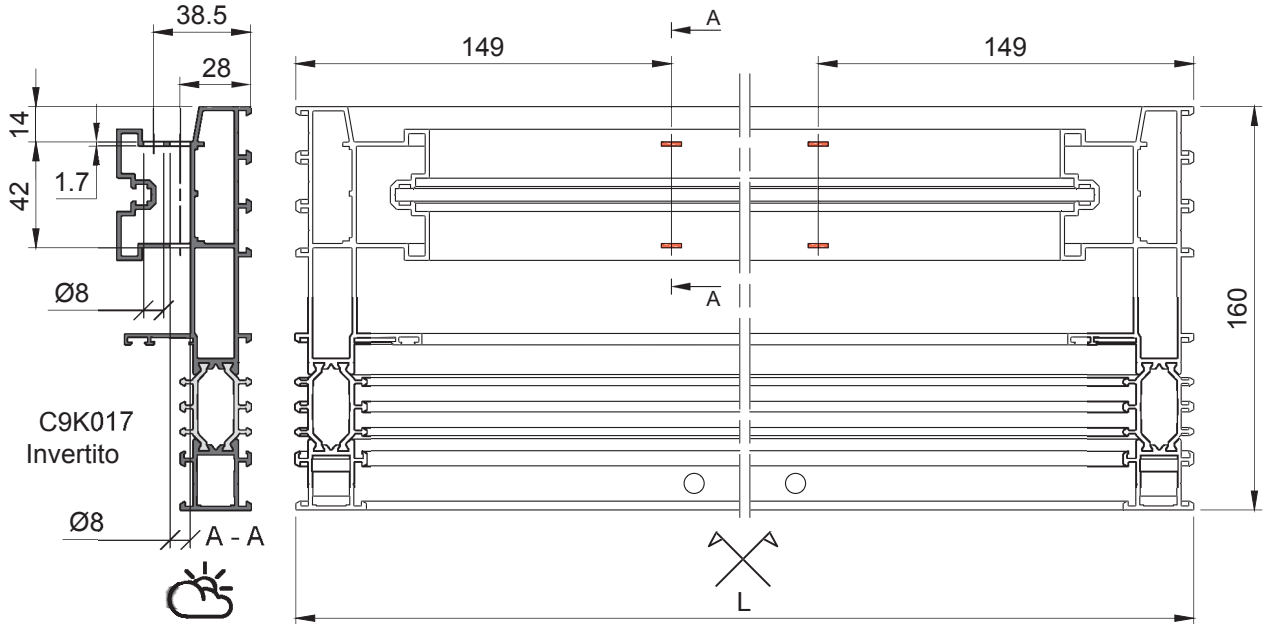
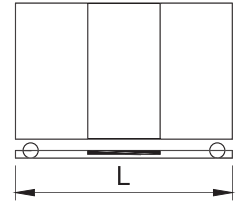
3 / 8



Ø8mm (x4)

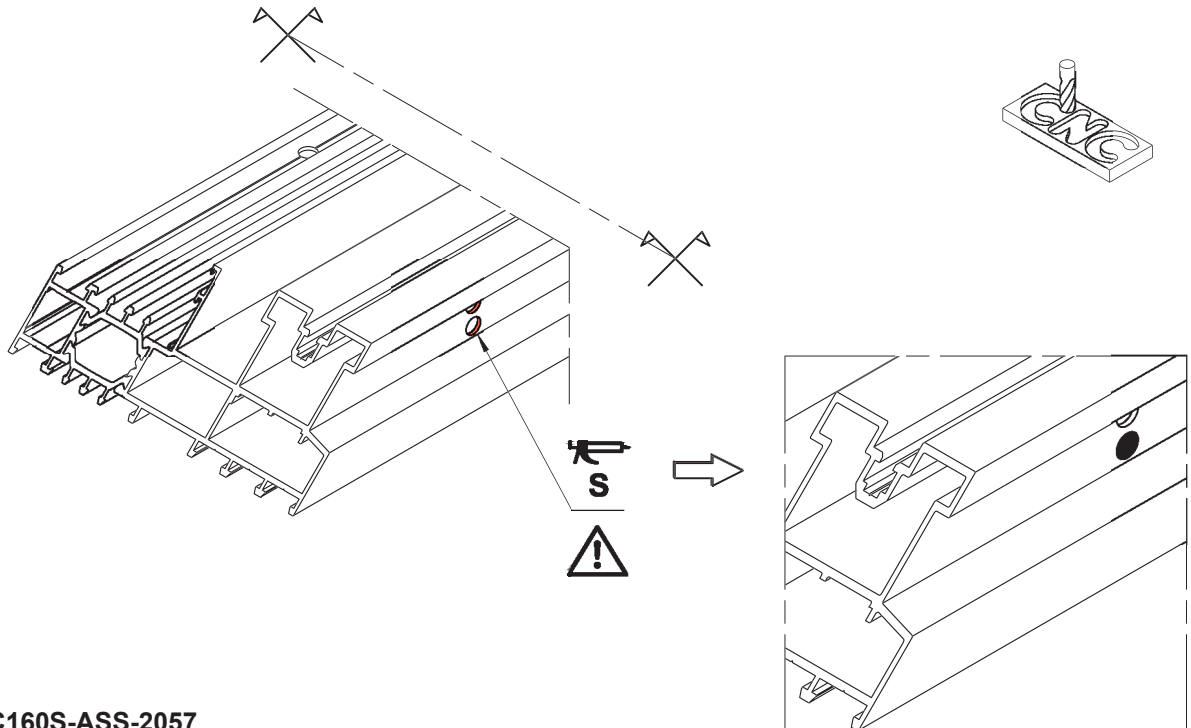


ASS-2053
ASS-2054



C9K017
Invertito

L - Ferramenta e disegni assemblaggio



C160S-ASS-2057

1 Binario fisso-apribile-fisso invertito (C9K017)

DRENAGGIO C9K017 - PARTE 4

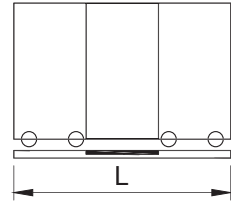
4/ 8




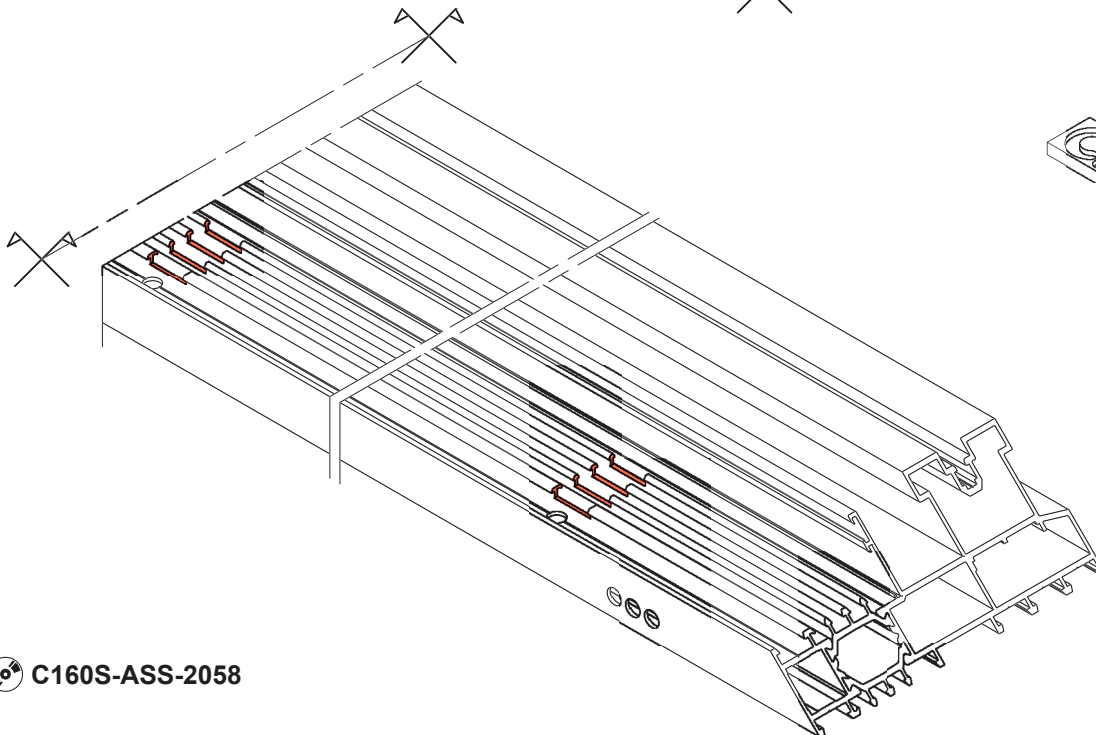
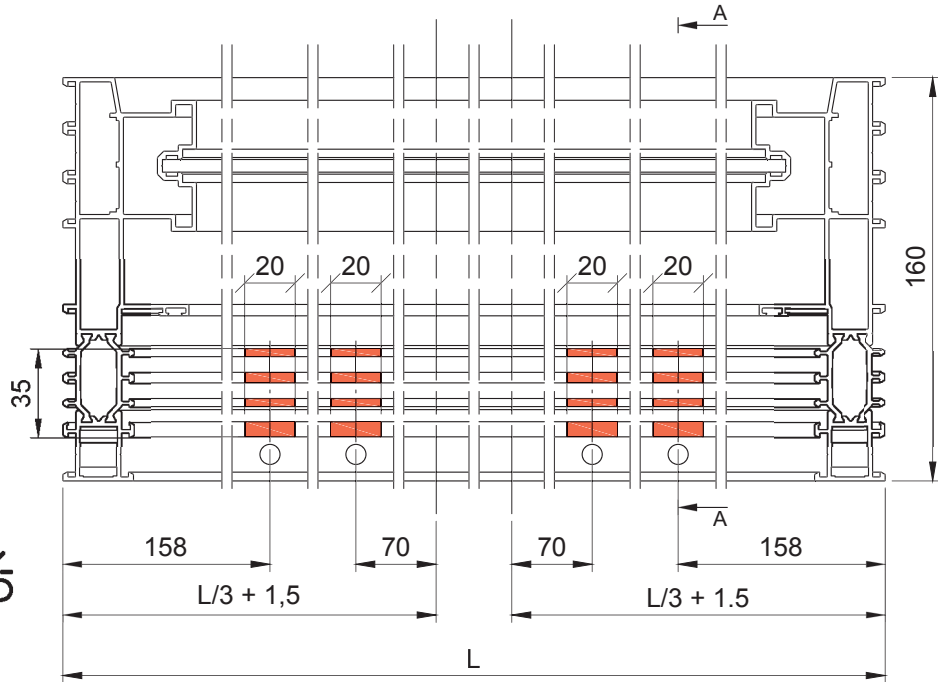
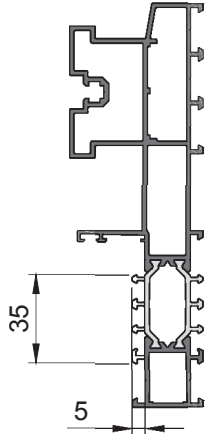
35x20x5 (x4)



ASS-2053
ASS-2054



A - A
C9K017
Invertito



 C160S-ASS-2058

1 Binario fisso-apribile-fisso invertito (C9K017)

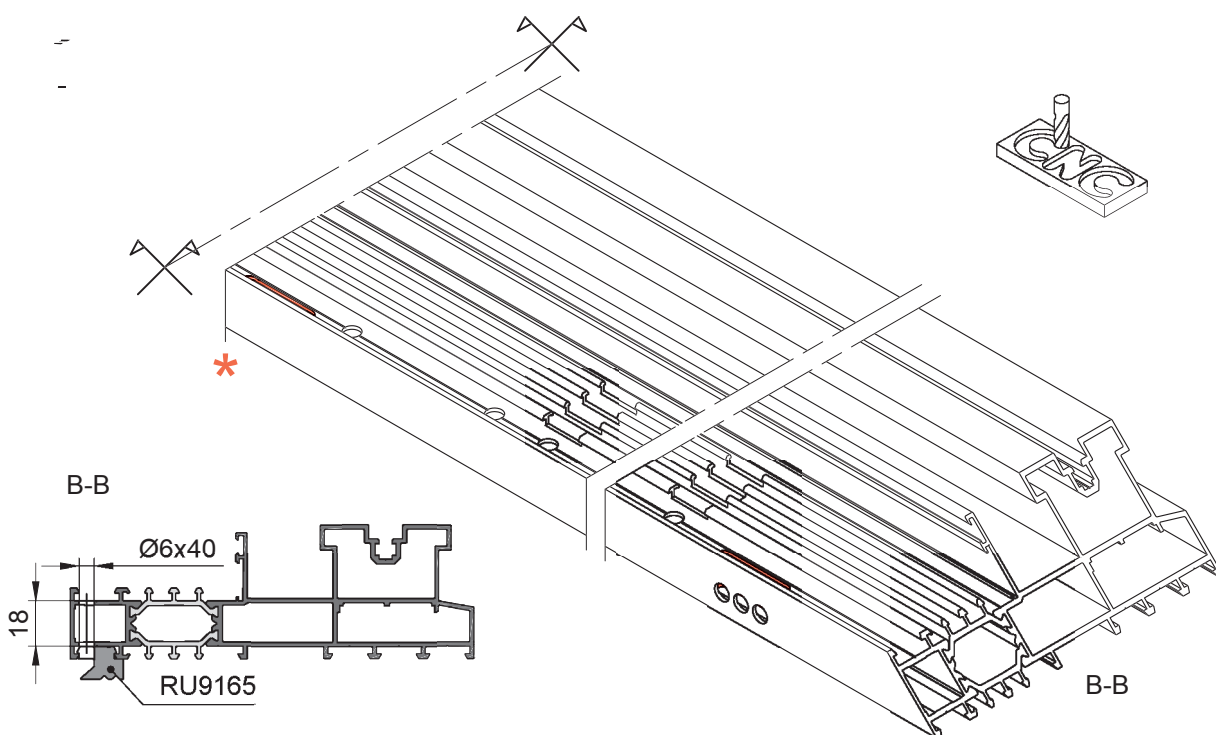
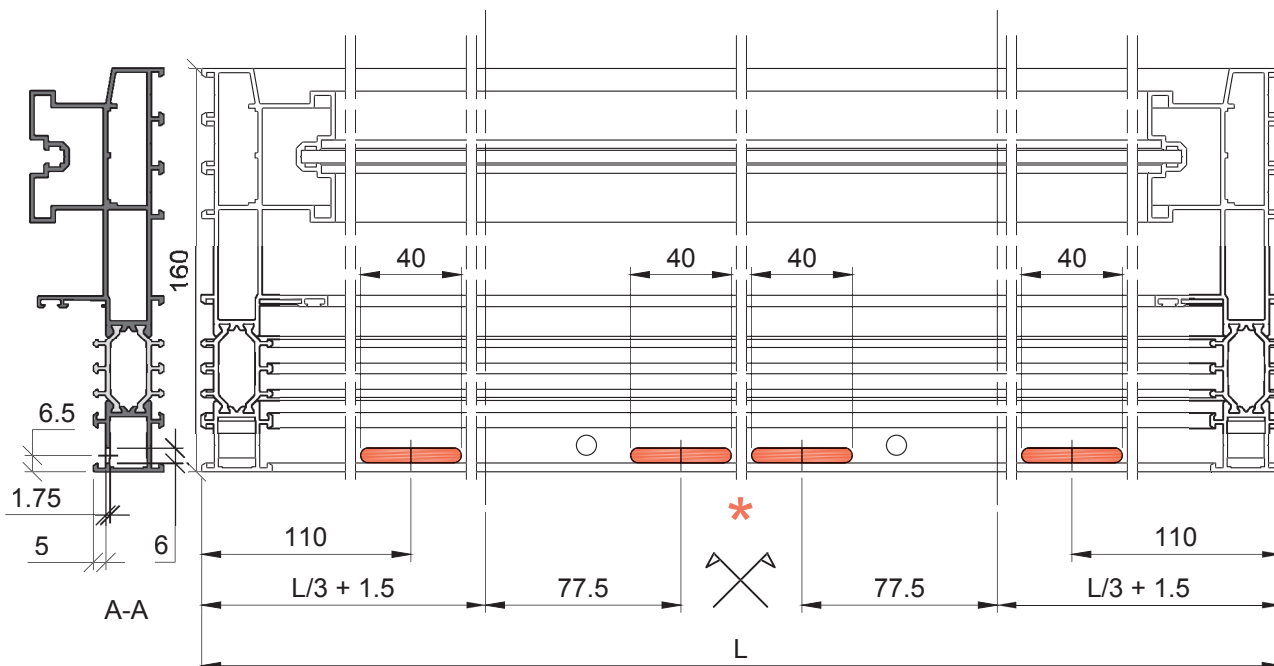
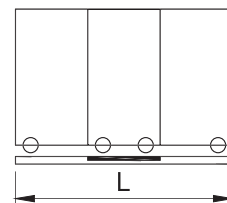
DRENAGGIO C9K017 - PARTE 5

5 / 8

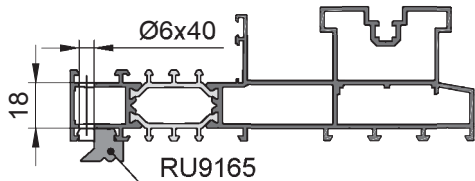


Ø6x40 - 1,75 (x4) A-A

Ø6x40 - 18 (x4) B-B opzionale (uso di RU9165)



B-B



C160S-ASS-2059

* Numero dei fori di drenaggio, vedere pagina L13

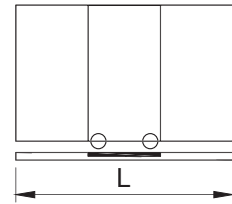
1 Binario fisso-apribile-fisso invertito (C9K017)

DRENAGGIO C9K017 - PARTE 6

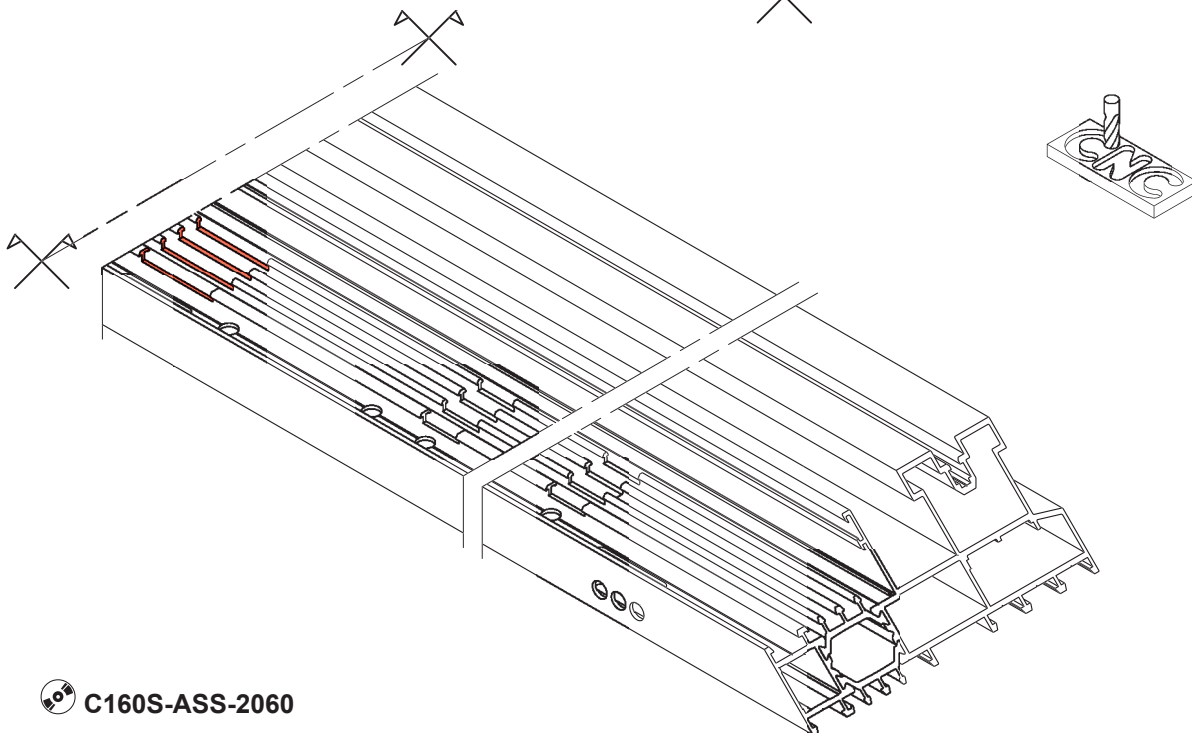
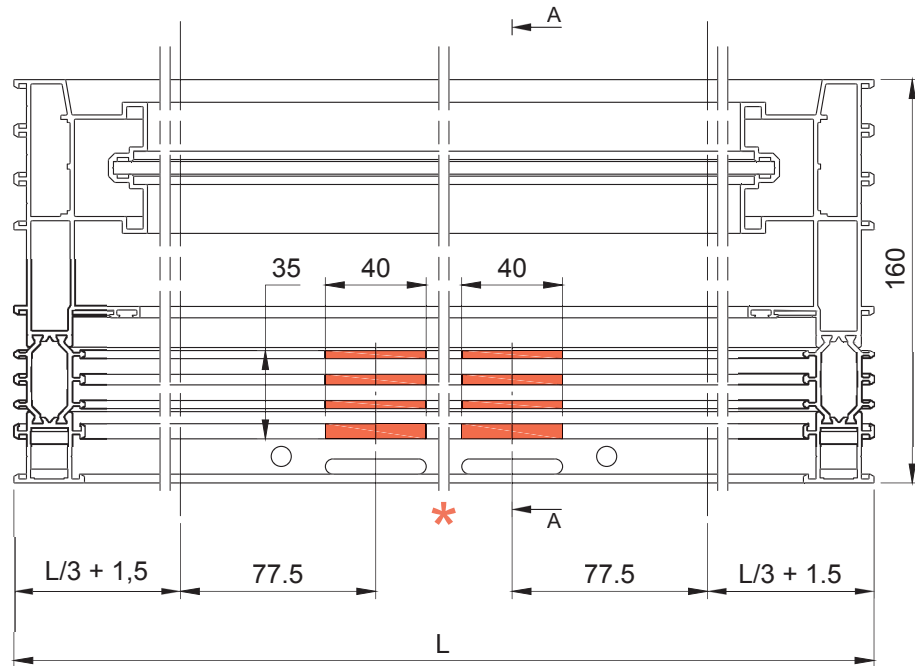
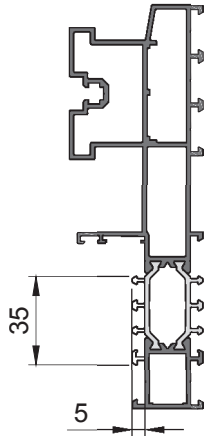
6 / 8



ASS-2053
ASS-2054



A - A
C9K017
Invertito



C160S-ASS-2060

* Numero dei fori di drenaggio, vedere pagina L13

1 Binario fisso-apribile-fisso invertito (C9K017)

DRENAGGIO C9K017 - PARTE 7

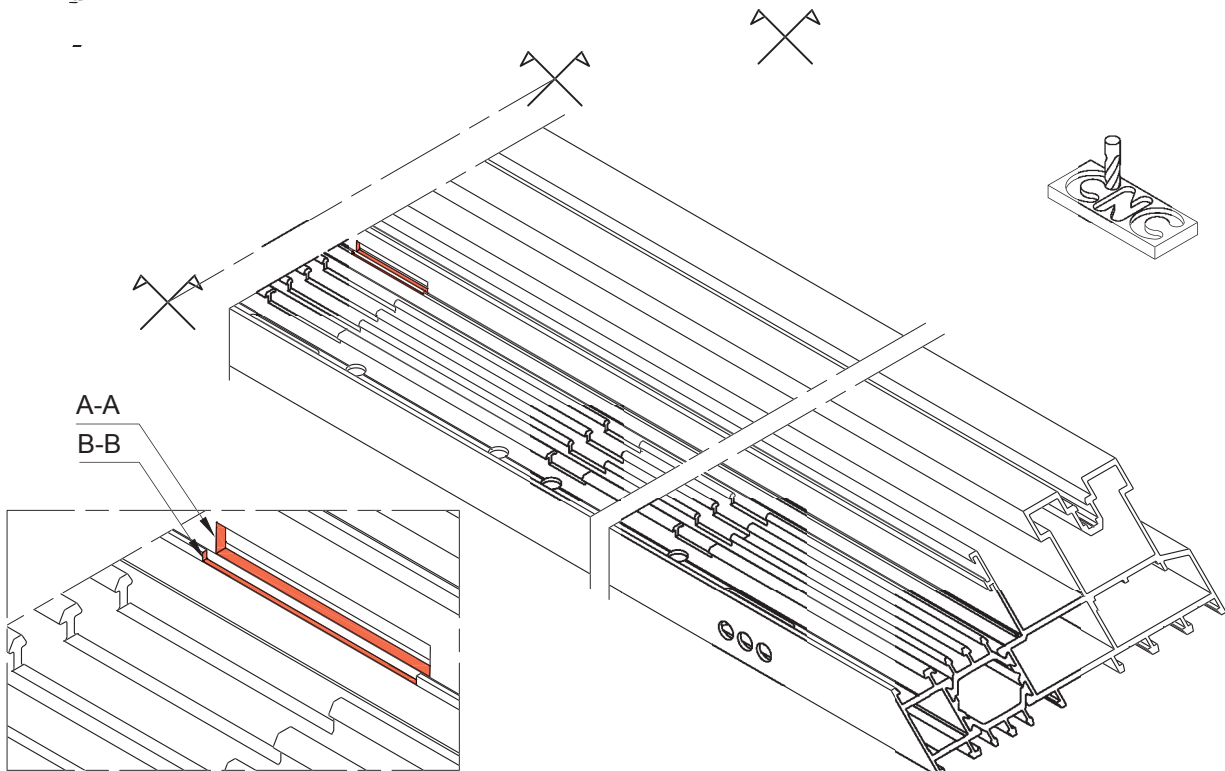
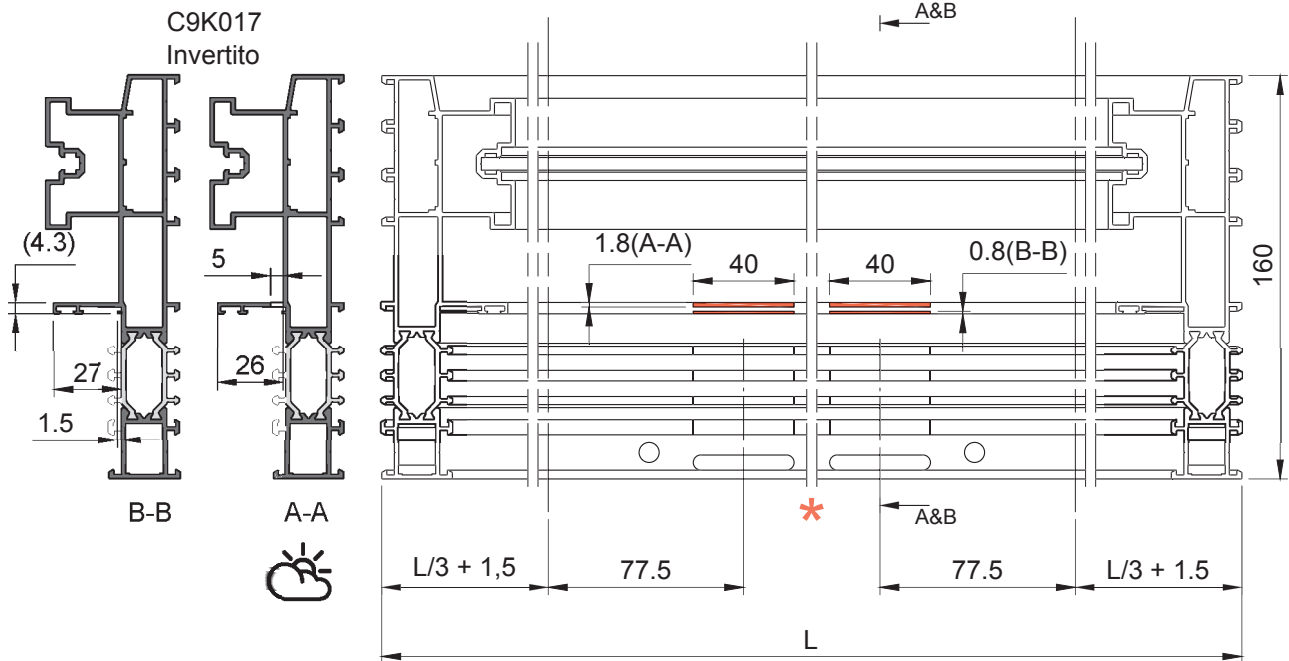
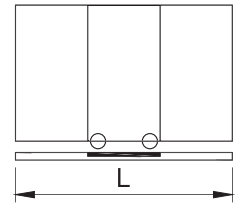
7 / 8




1,8x40x5 A-A (x2)
0,8x40x1,5 B-B (x2)



ASS-2053
ASS-2054



 C160S-ASS-2061

* Numero dei fori di drenaggio, vedere pagina L13

Domal C160 Smartline

DRENAGGIO C9K017 INVERTITO (C9K017)

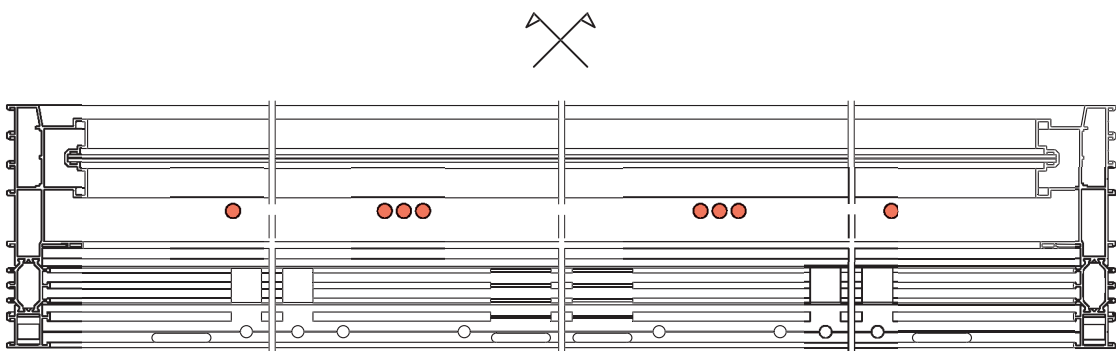
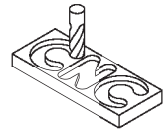
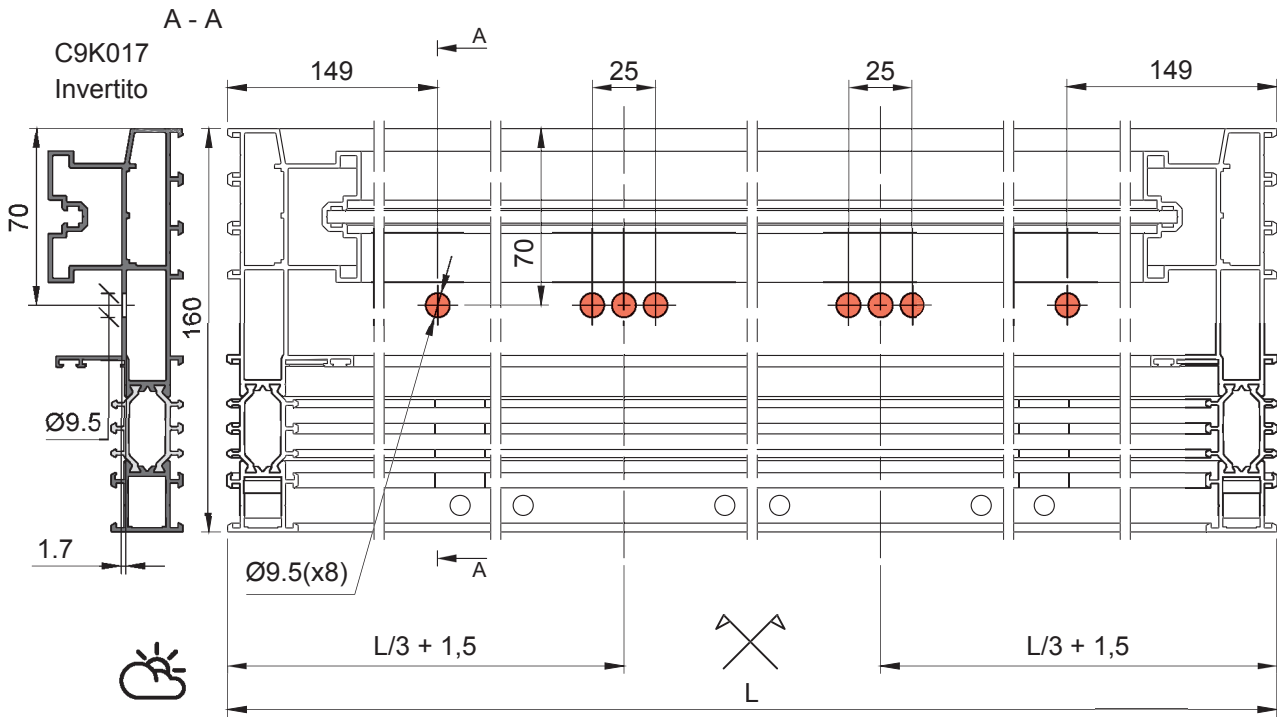
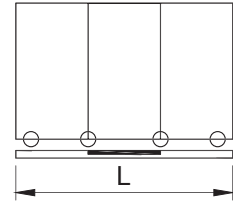
8 / 8



Ø9,5mm (x8)



ASS-2053
ASS-2054



1/5



C160S-ASS-2062

1 Binario fisso-apribile-fisso invertito (C9K017)

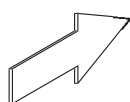
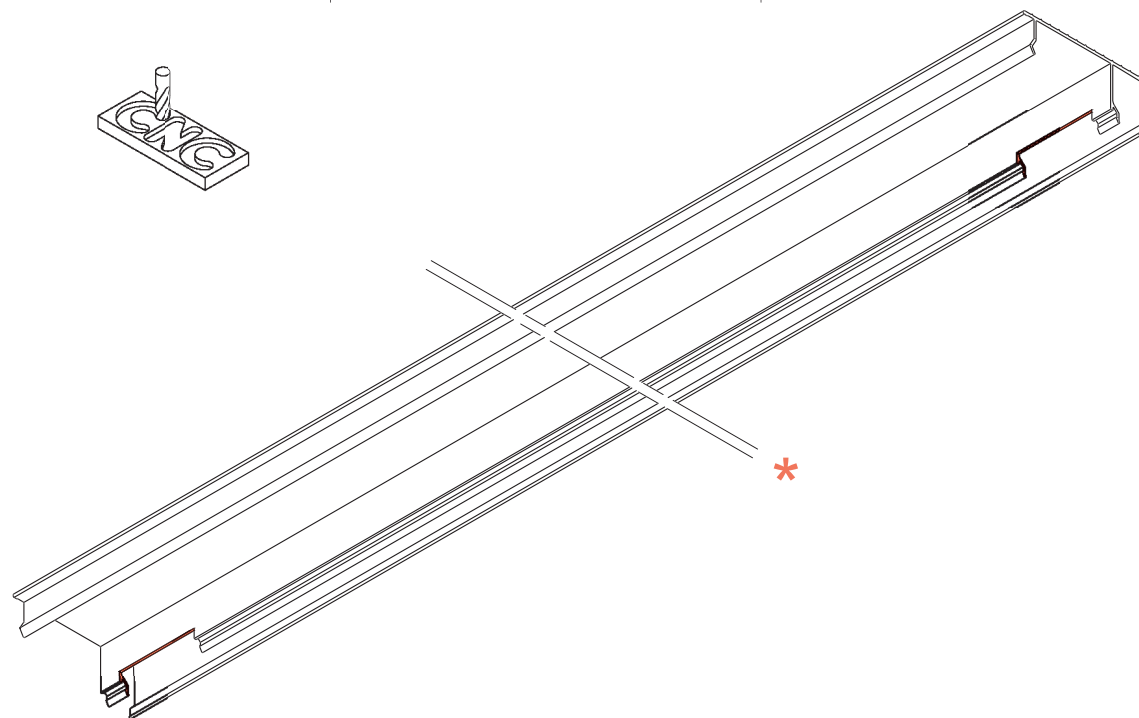

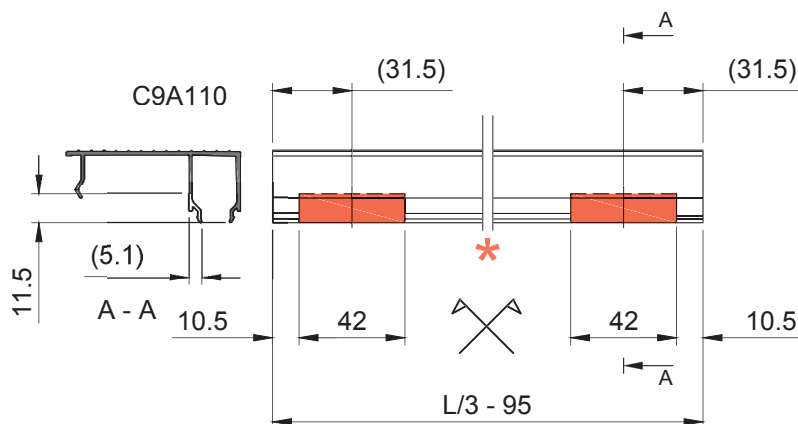
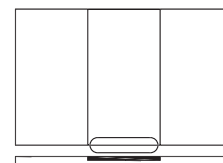
DRENAGGIO C9K017 - PARTE 9



5,5x42x11,5 (x2)



ASS-2053
ASS-2054

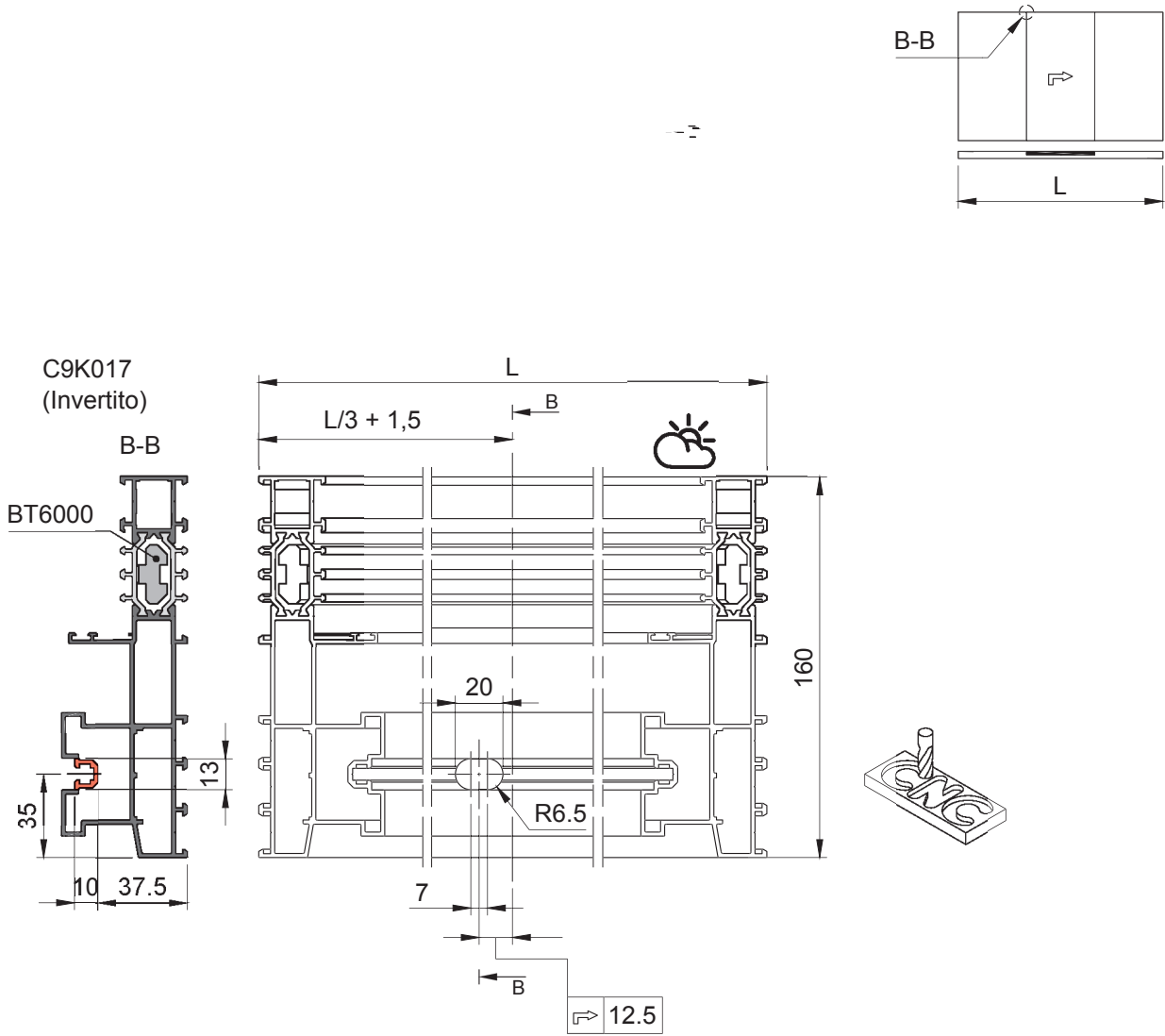


 C160S-ASS-2095

* Numero dei fori di drenaggio, vedere pagina L13

1 Binario fisso-apribile-fisso invertito (C9K017)

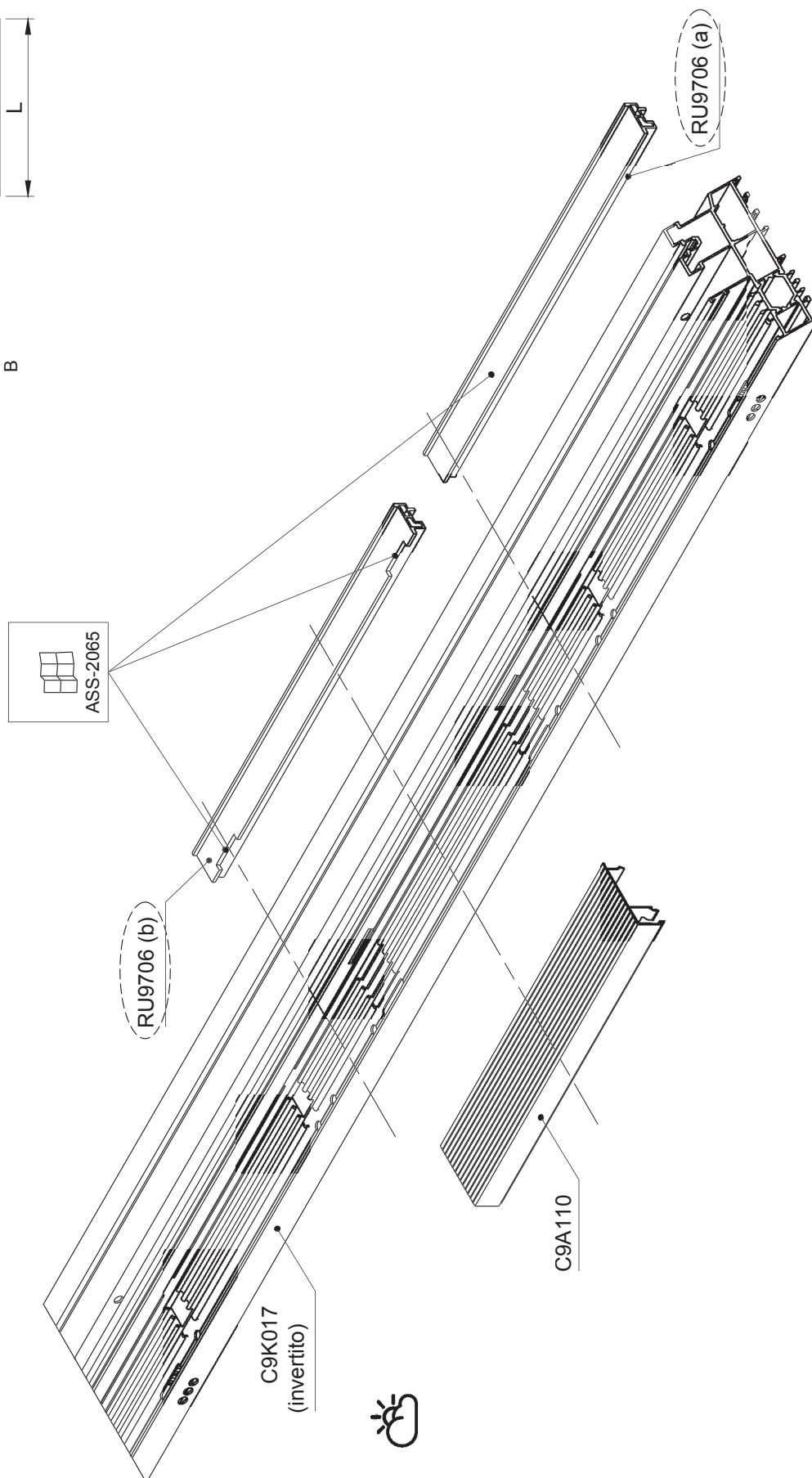
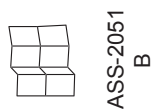
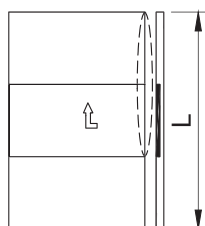
OPERAZIONE PER C9K017



 C160S-ASS-2063

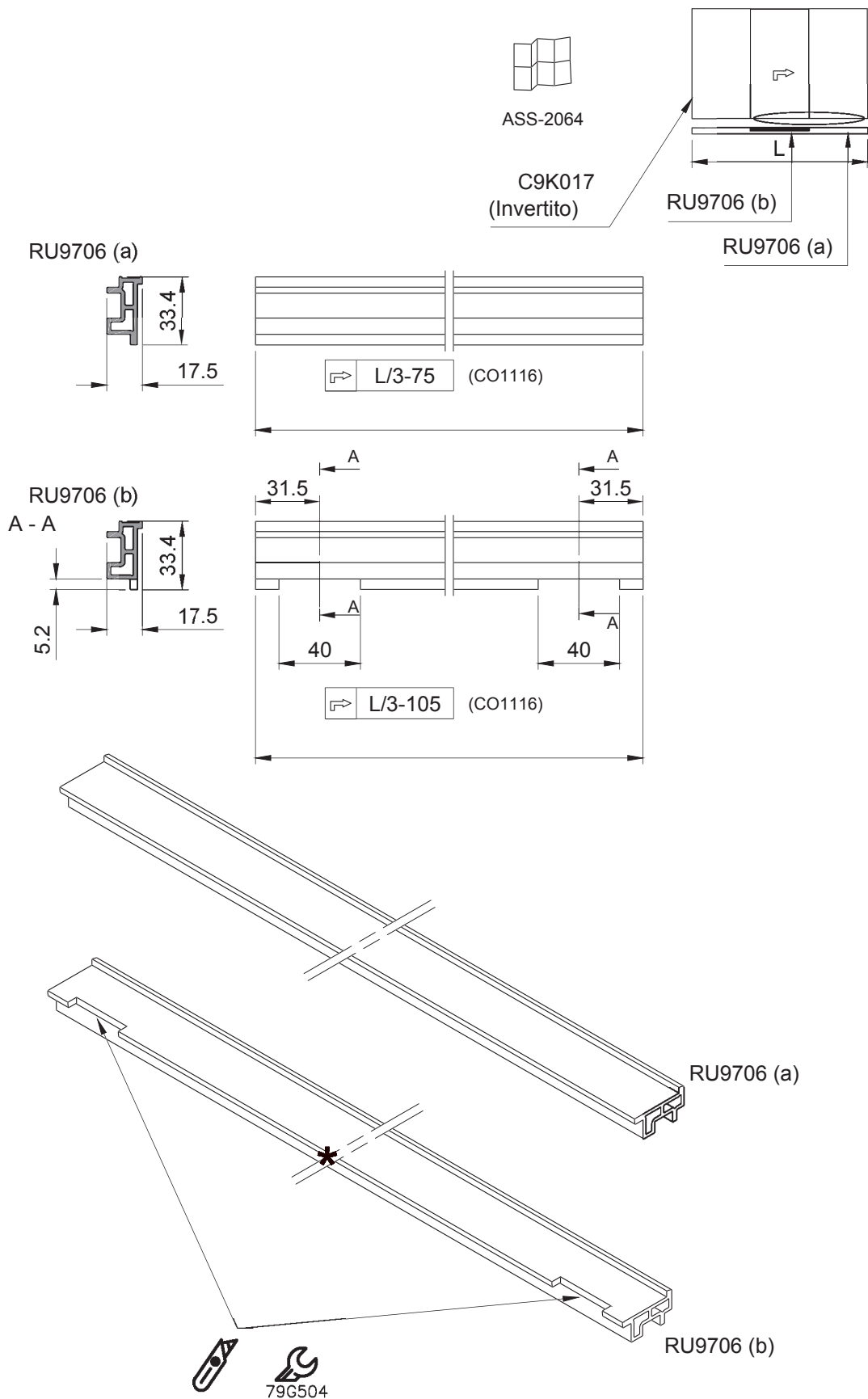
1 Binario fisso-apribile-fisso invertito (C9K017)

3D - POSIZIONAMENTO RU9706



1 Binario fisso-apribile-fisso invertito (C9K017)

OPERAZIONE RU9706 PER DRENAGGIO

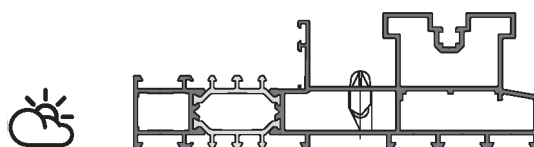
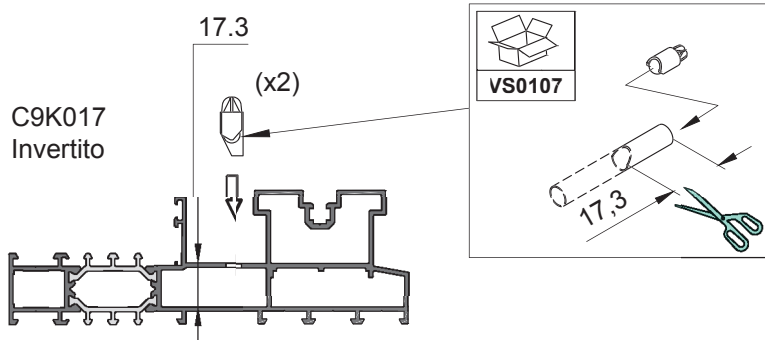
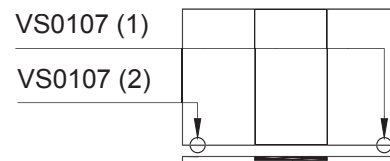


C160S-ASS-2065

* Numero dei fori di drenaggio, vedere pagina L13

1 Binario fisso-apribile-fisso invertito (C9K017)

ASSEMBLAGGIO VALVOLA VS0107 E PROFILO DI ISOLAMENTO KU2065 SU C9K017 INFERIORE

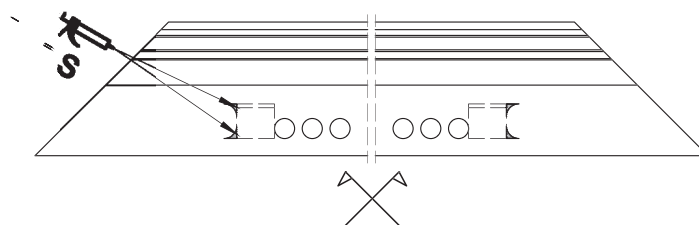
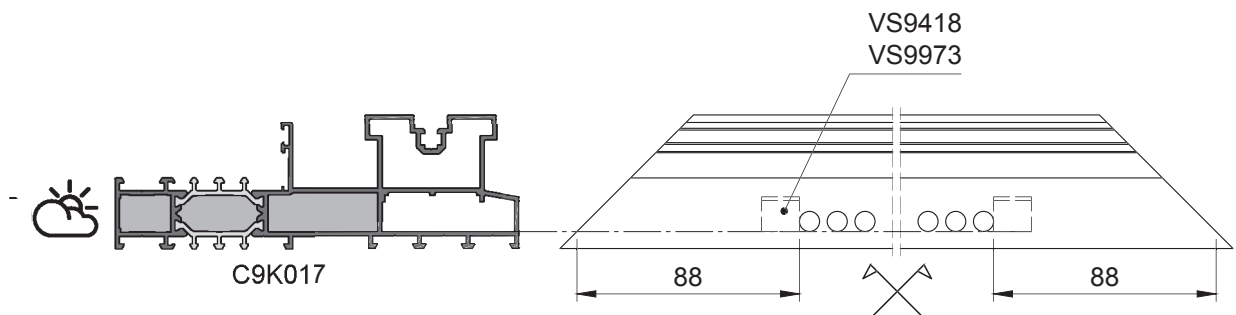
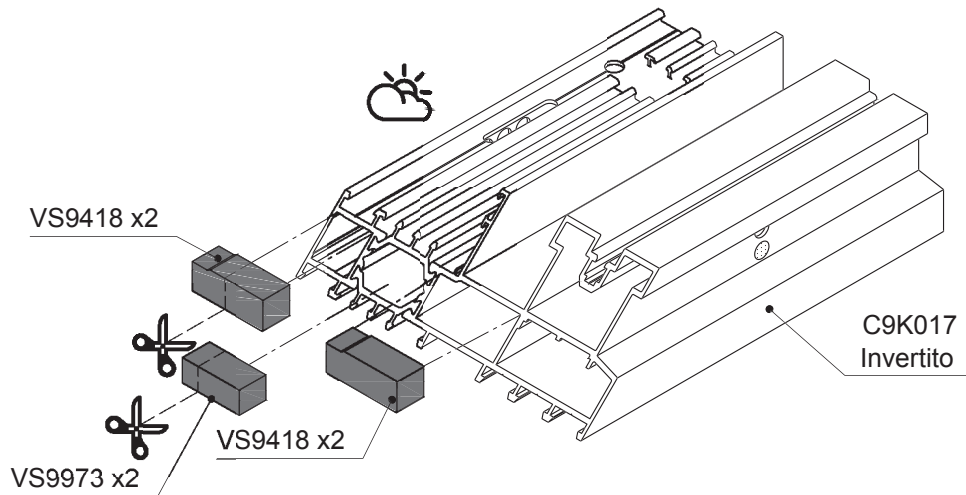
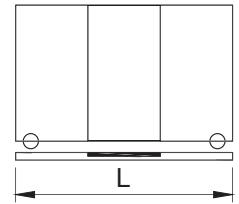
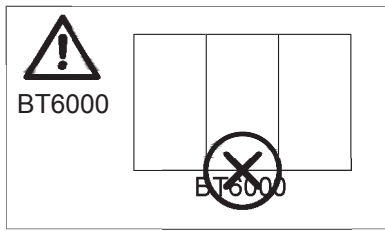


 C160S-ASS-2066

1 Binario fisso-apribile-fisso invertito (C9K017)

POSIZIONAMENTO TAPPI DI TENUTA IN C9K017 - INFERIORE

Posizionamento tappi di tenuta in C9K017 - Inferiore

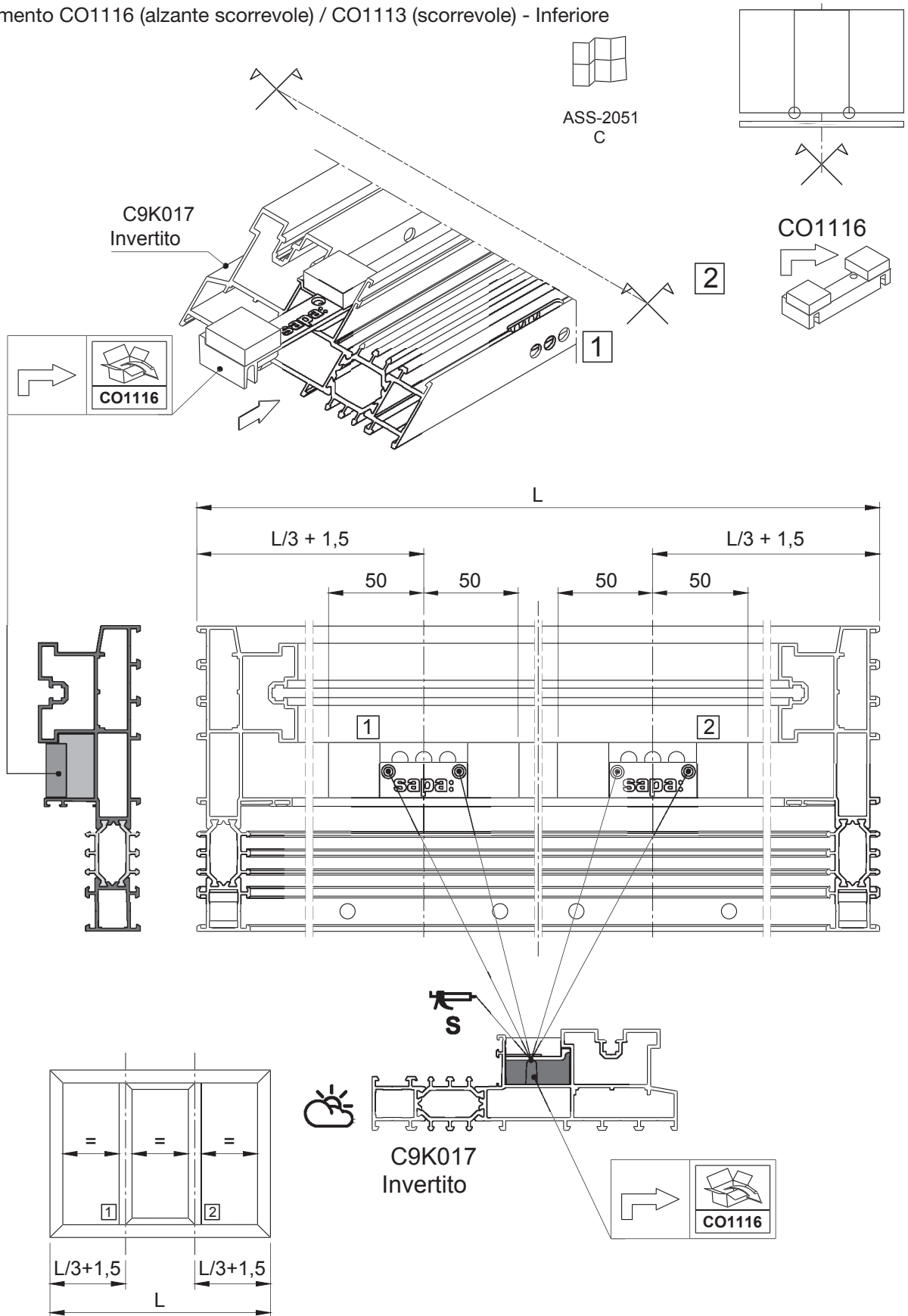


 C160-ASS-2067

1 Binario fisso-apribile-fisso invertito (C9K017)

POSIZIONAMENTO CO1116 (ALZANTE SCORREVOLE) - INFERIORE

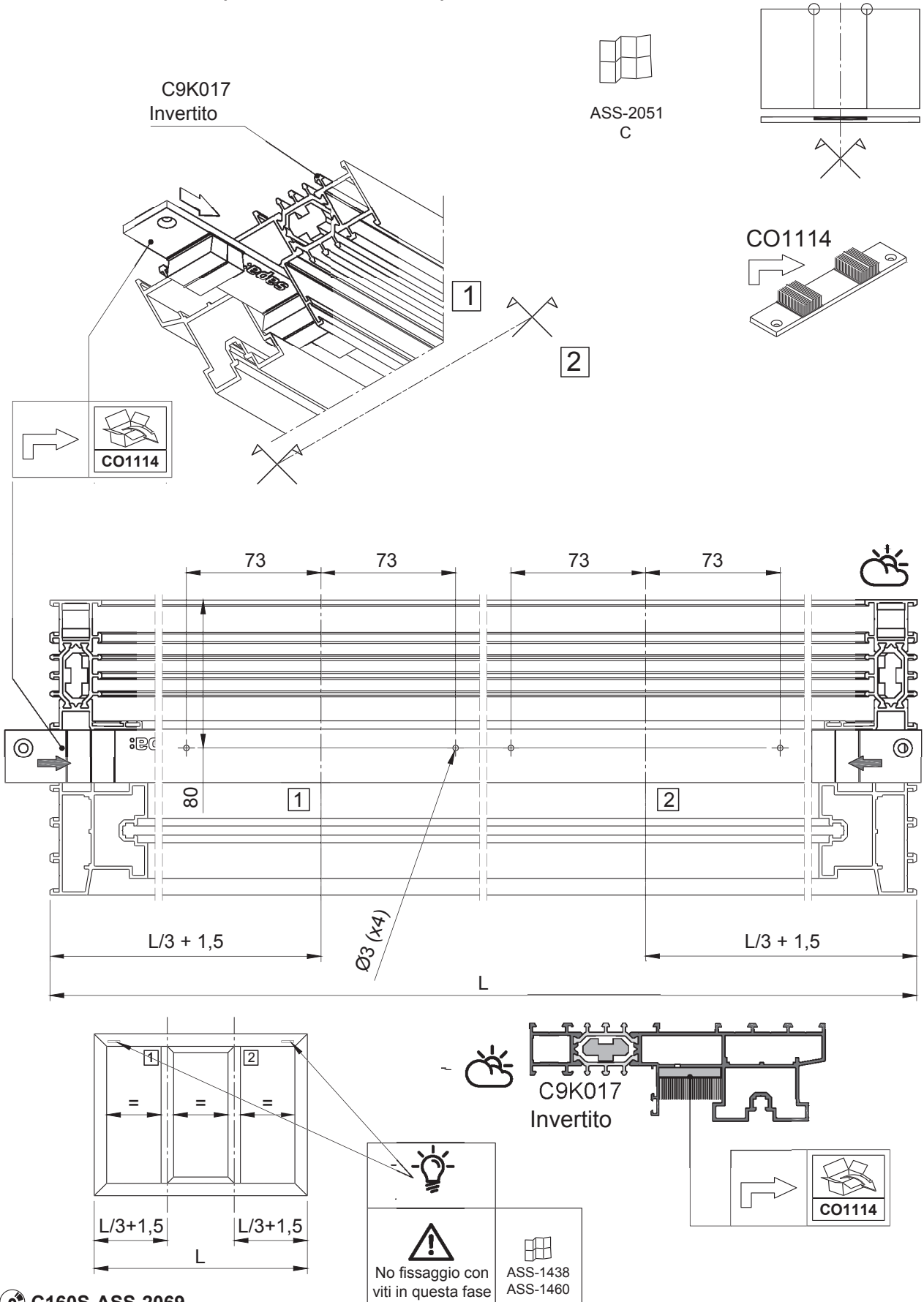
Posizionamento CO1116 (alzante scorrevole) / CO1113 (scorrevole) - Inferiore



 C160S-ASS-2068

1 Binario fisso-apribile-fisso invertito (C9K017)

POSIZIONAMENTO CO1114 (ALZANTE SCORREVOLE) - SUPERIORE

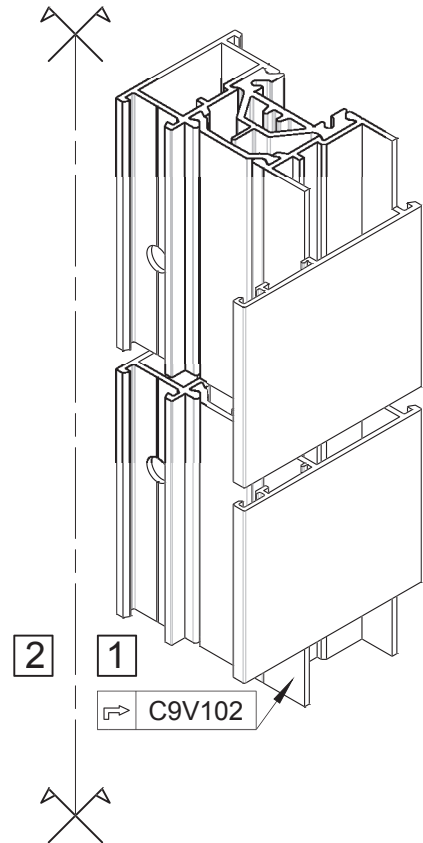
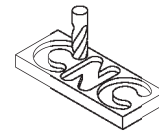
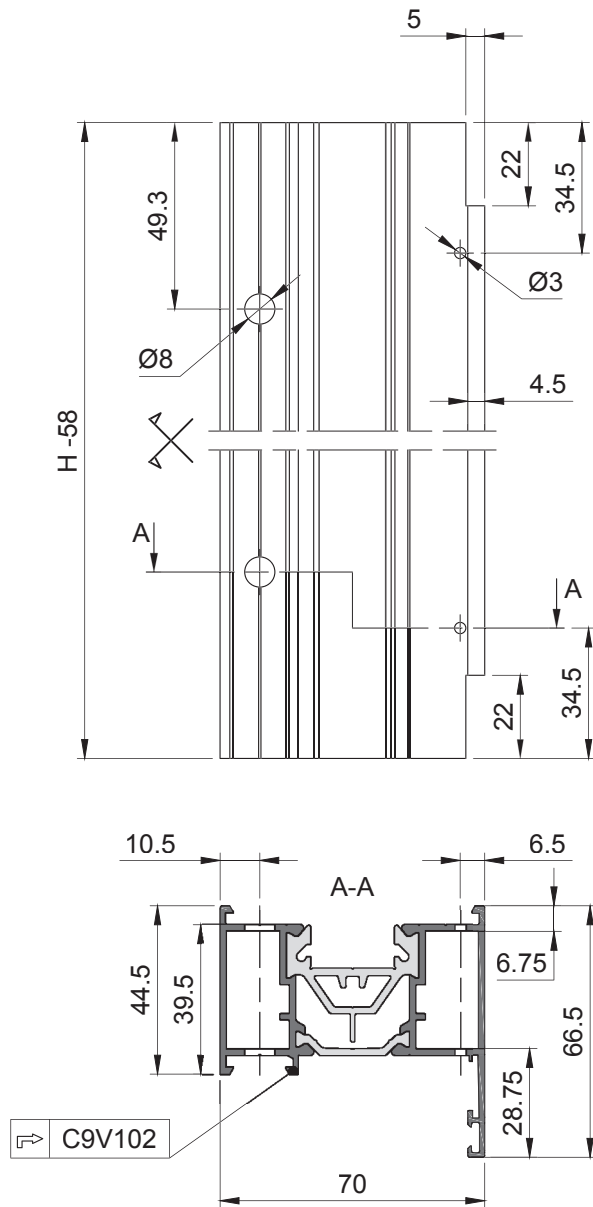
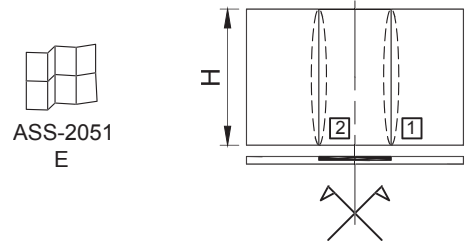


C160S-ASS-2069

1 Binario fisso-apribile-fisso invertito (C9K017)

OPERAZIONE TRAVERSO-ANTA C9V102

1 / 5

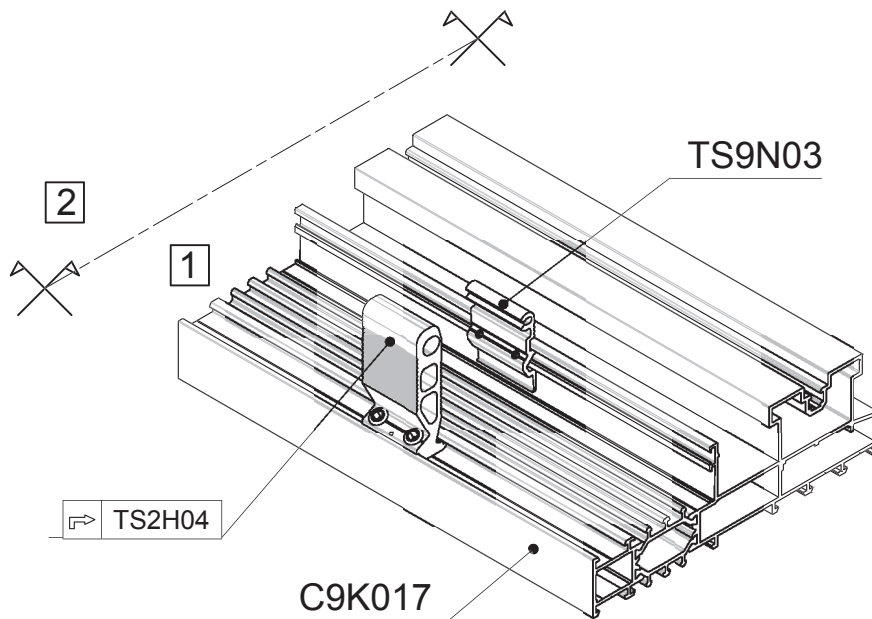
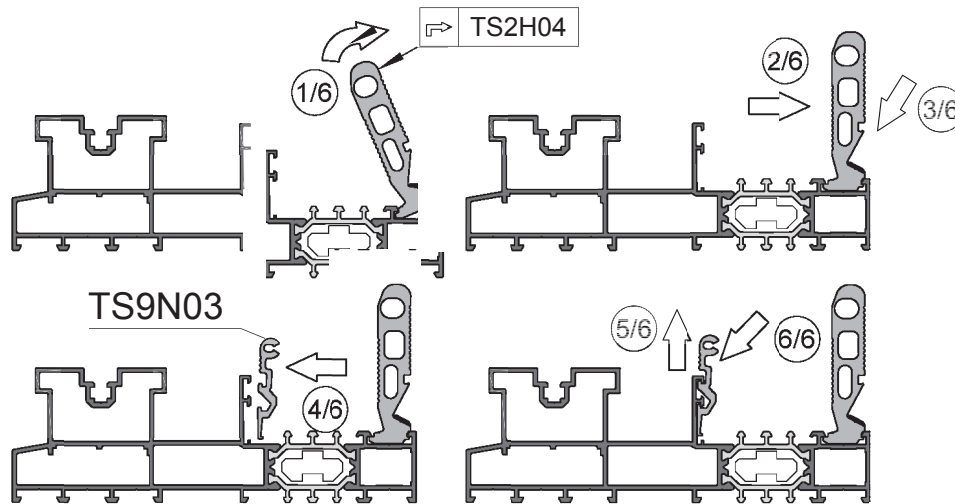
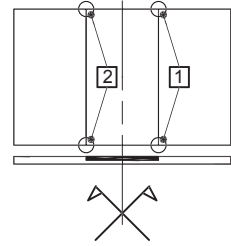


 C160S-ASS-2070

1 Binario fisso-apribile-fisso invertito (C9K017)

ASSEMBLAGGIO CAVALLOTTO PER TRAVERSO

2 / 5

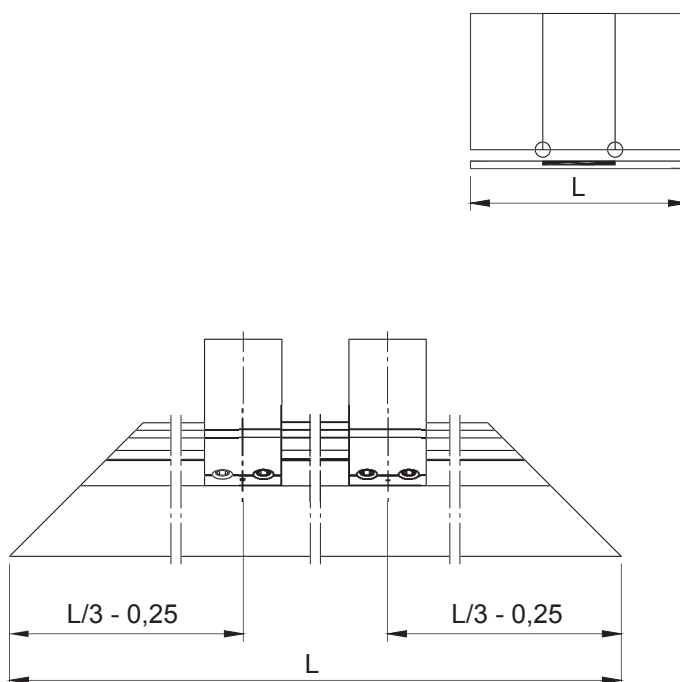
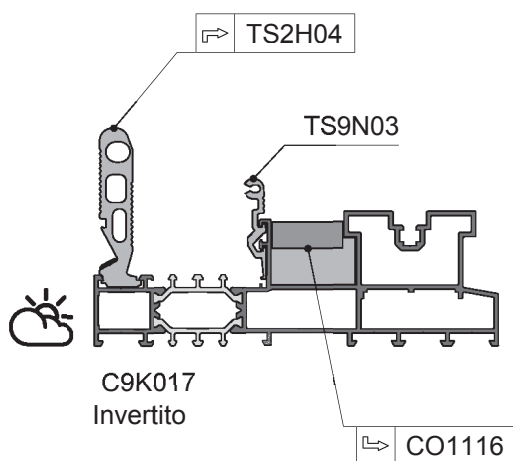
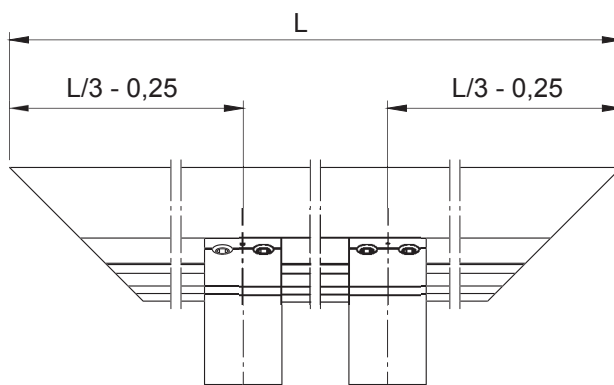
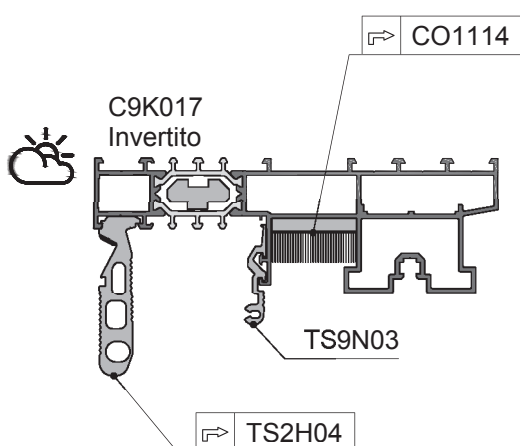
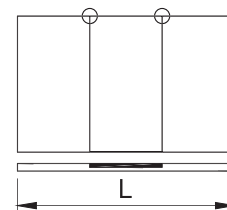
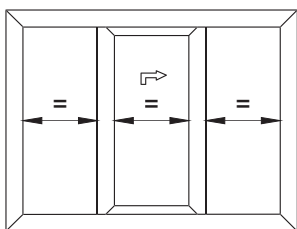


C160S-ASS-2071

1 Binario fisso-apribile-fisso invertito (C9K017)

POSIZIONAMENTO CAVALLOTTO PER TRAVERSO

3 / 5

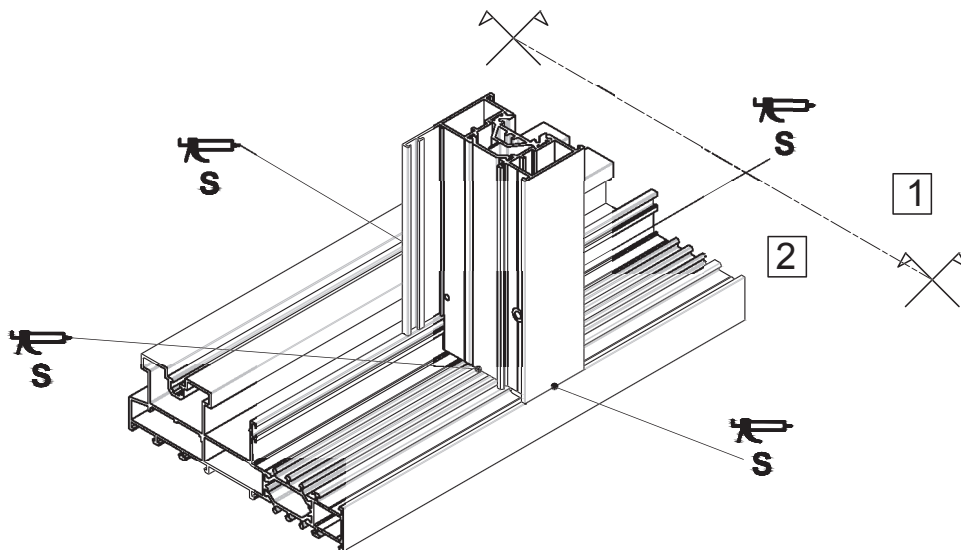
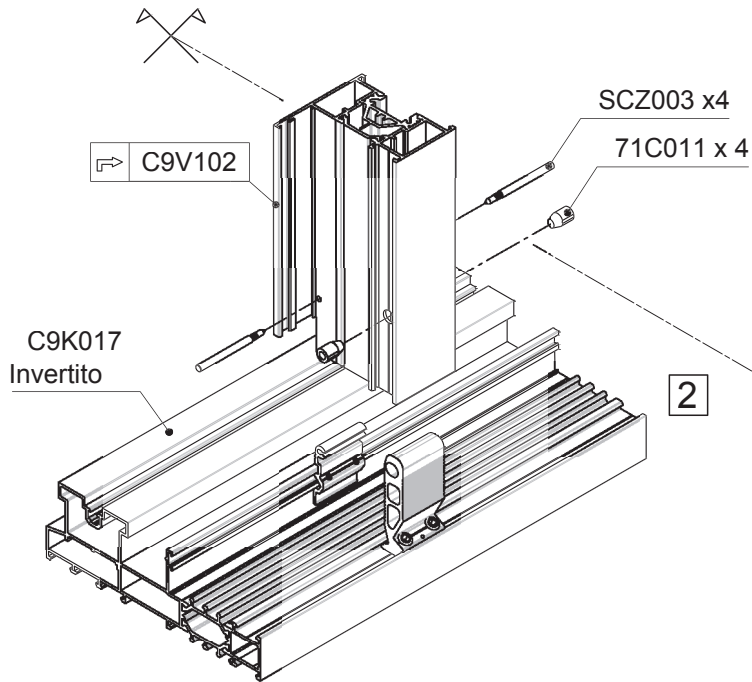
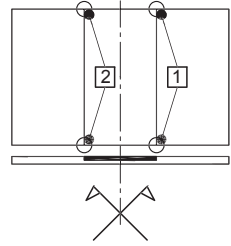


 C160S-ASS-2072

1 Binario fisso-apribile-fisso invertito (C9K017)

ASSEMBLAGGIO TRAVERSO SU TELAIO C9K017

4 / 5

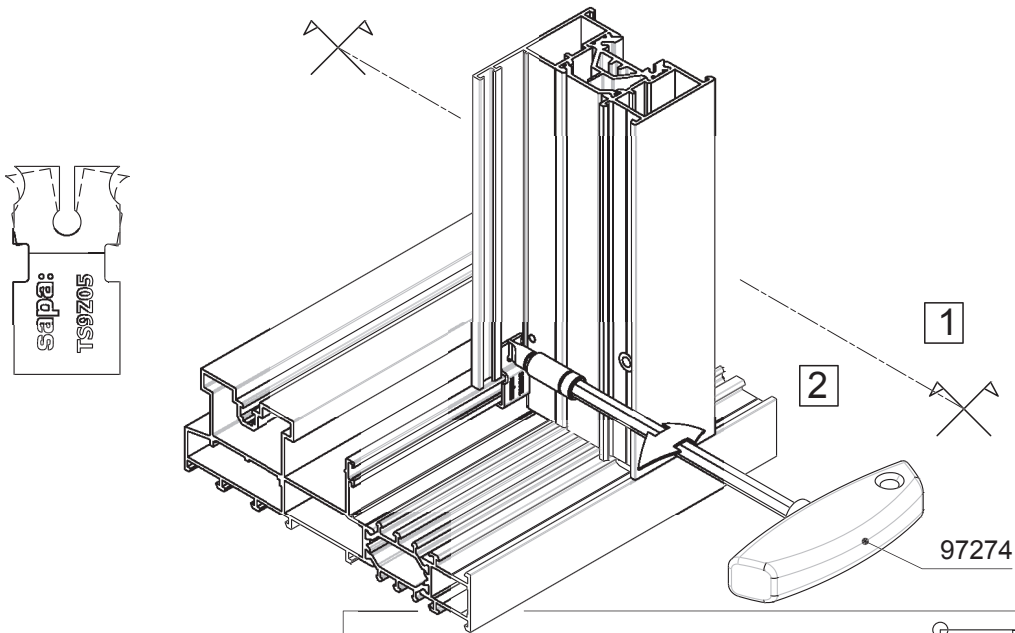
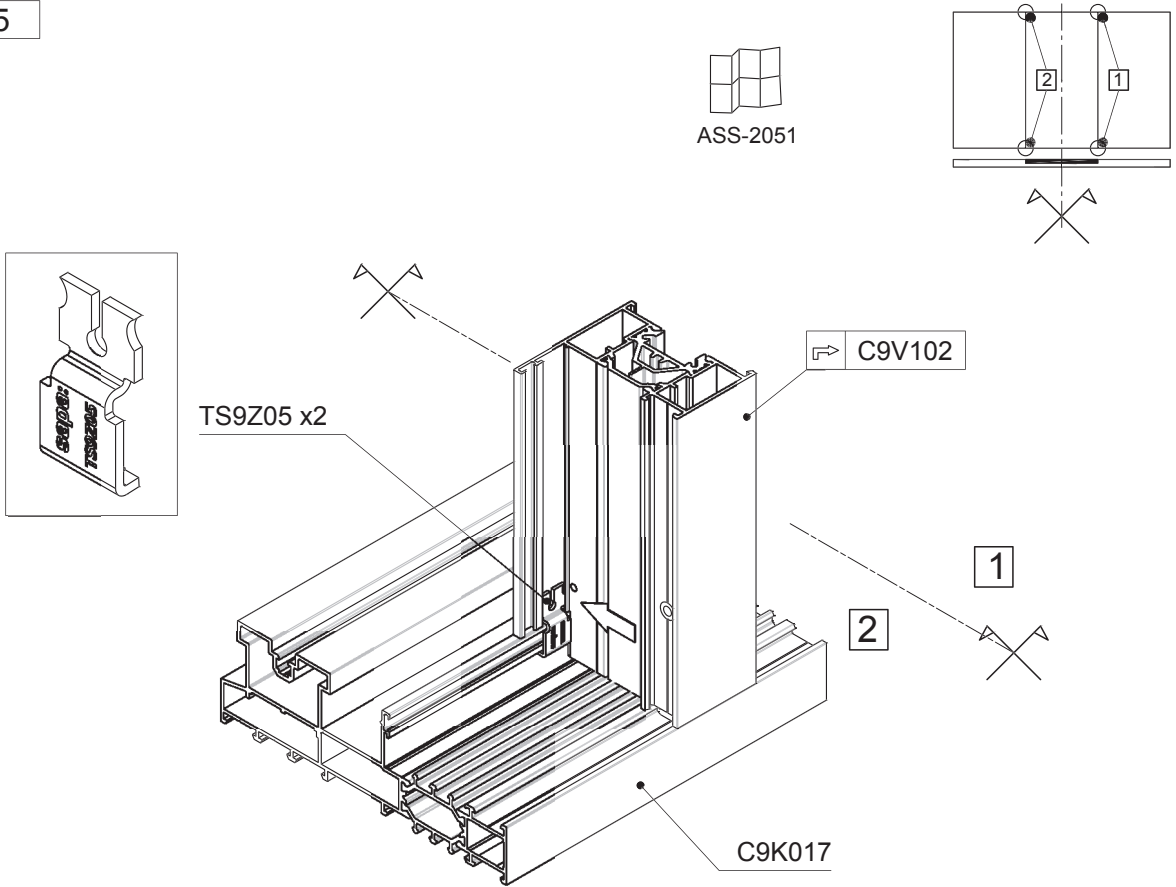



 C160S-ASS-2073

1 Binario fisso-apribile-fisso invertito (C9K017)

ASSEMBLAGGIO TS9Z05 SU TRAVERSO E TELAIO C9K017

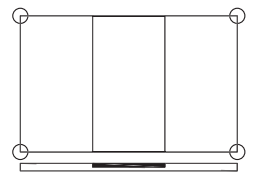
5 / 5



 Segue pagina successiva

 ASS-2051
F

C160-ASS-1424
C160-ASS-1425
C160-ASS-1426

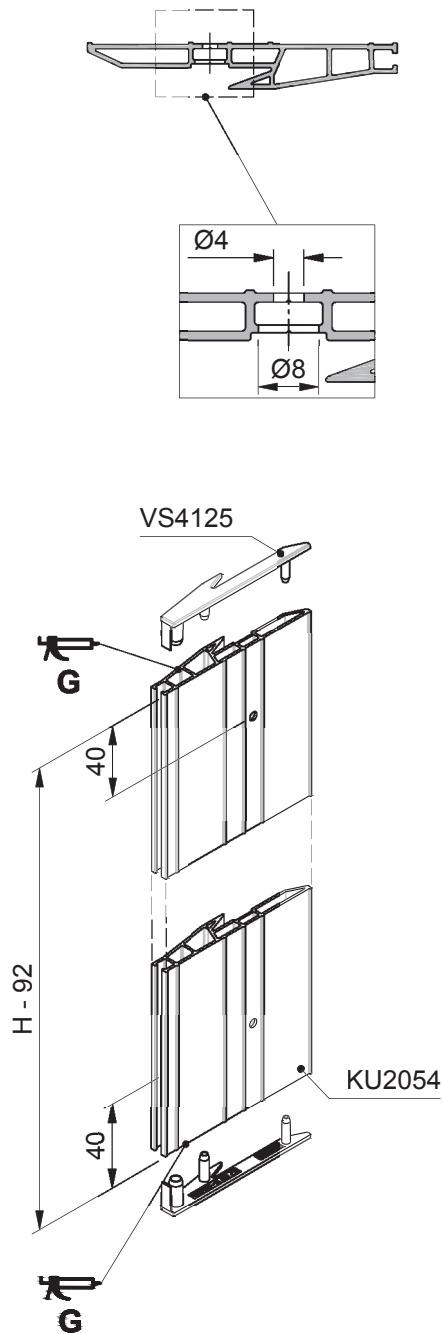


 C160S-ASS-2074

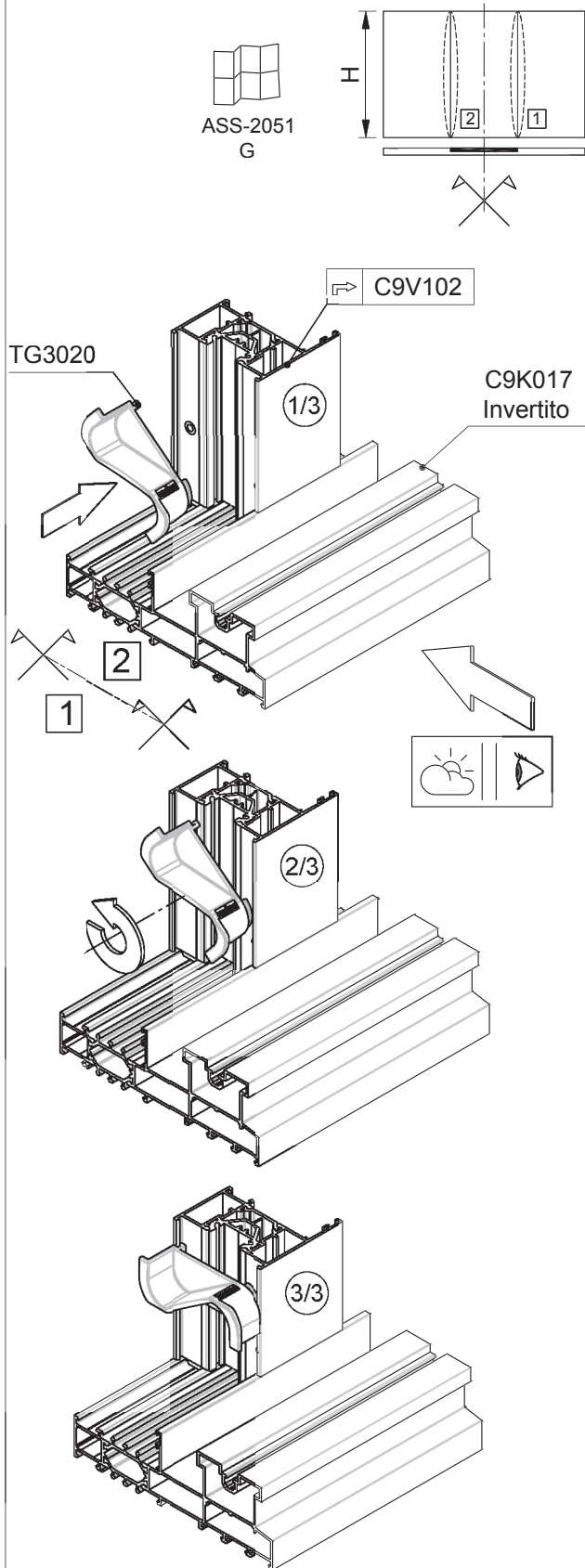
1 Binario fisso-apribile-fisso invertito (C9K017)

ASSEMBLAGGIO INCONTRO, POSIZIONAMENTO TG3020

1 / 5



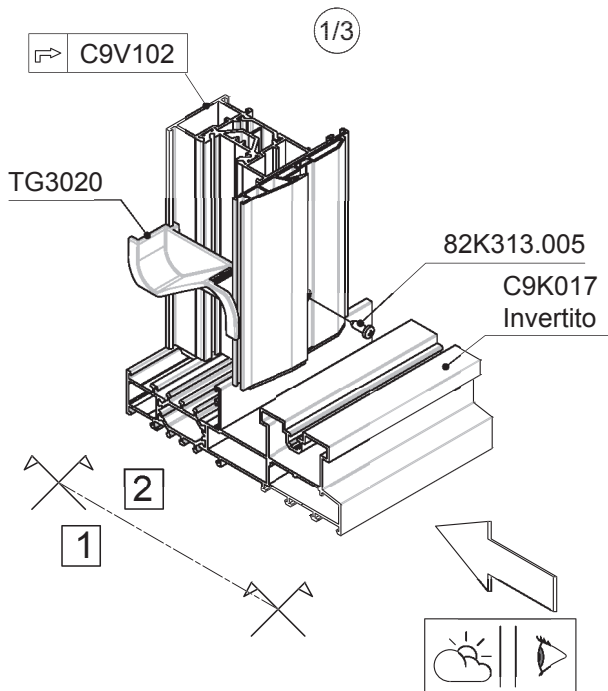
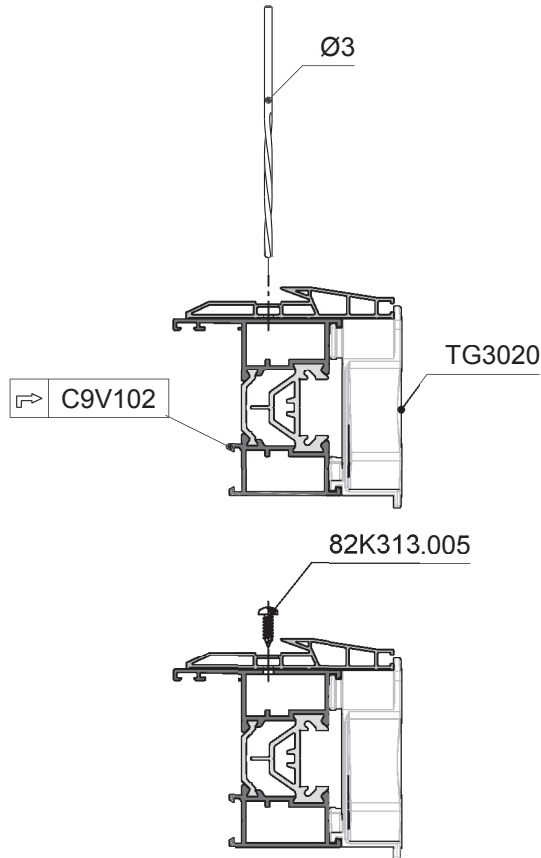
C160S-ASS-2075



1 Binario fisso-apribile-fisso invertito (C9K017)

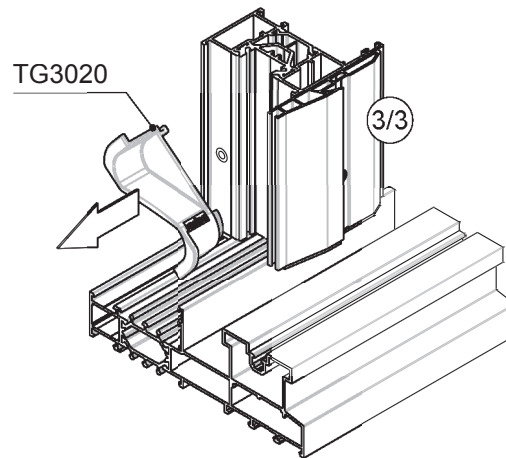
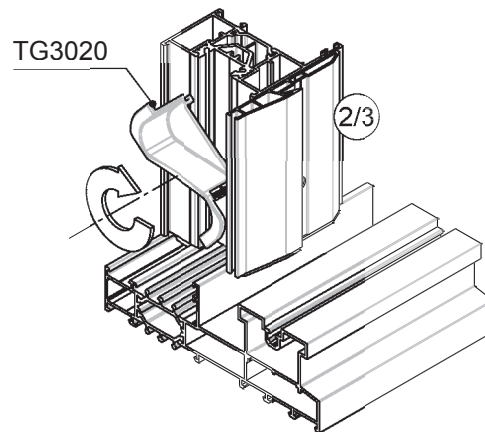
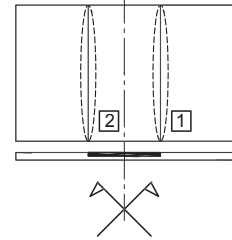
ASSEMBLAGGIO INCONTRO SU TRAVERSO C9V102, RIMOZIONE TG3020

3 / 5



C160S-ASS-2077

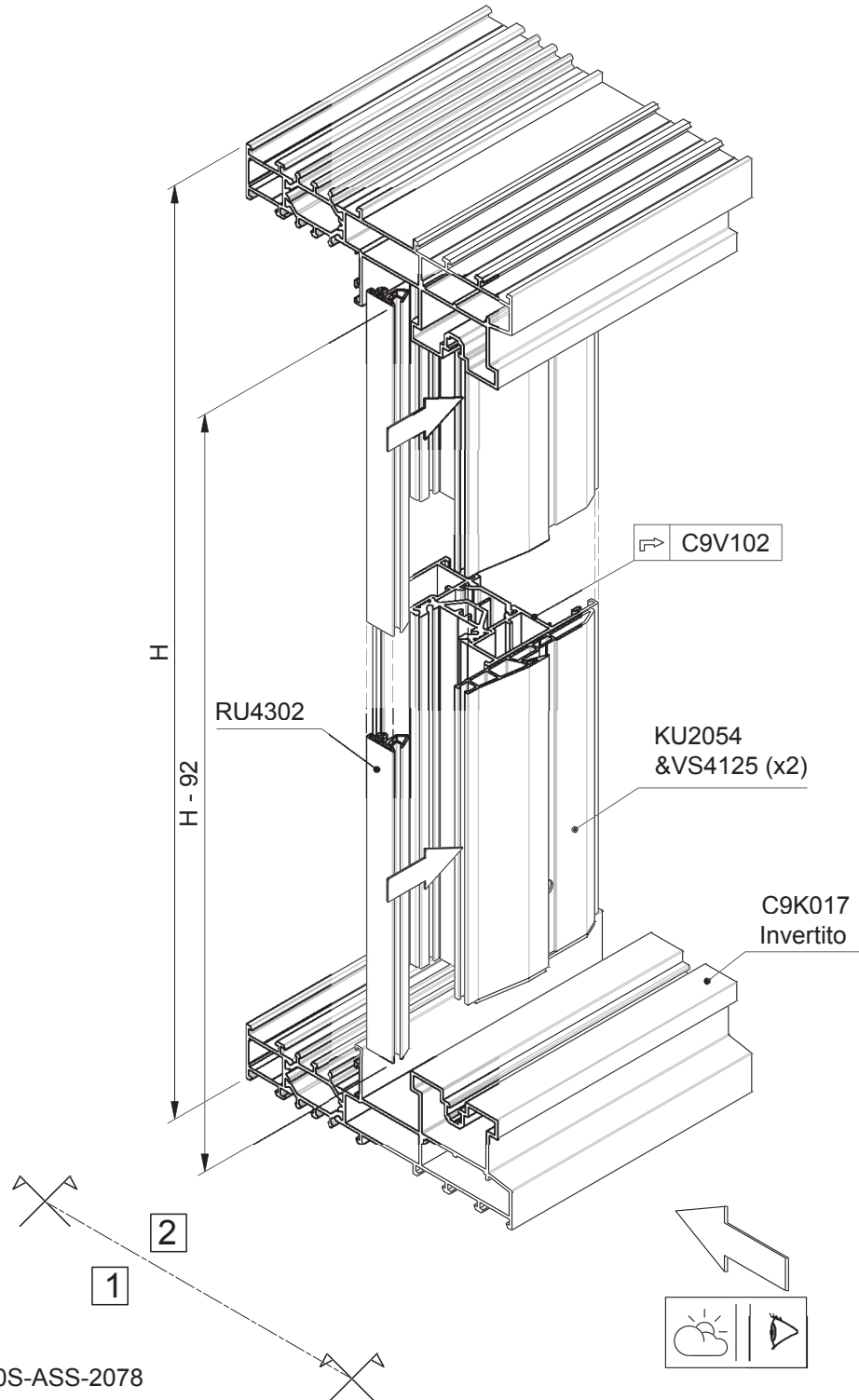
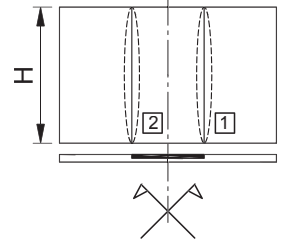
ASS-2051
G



1 Binario fisso-apribile-fisso invertito (C9K017)

ASSEMBLAGGIO GUARNIZIONI RU4302 IN KU2054

4 / 5



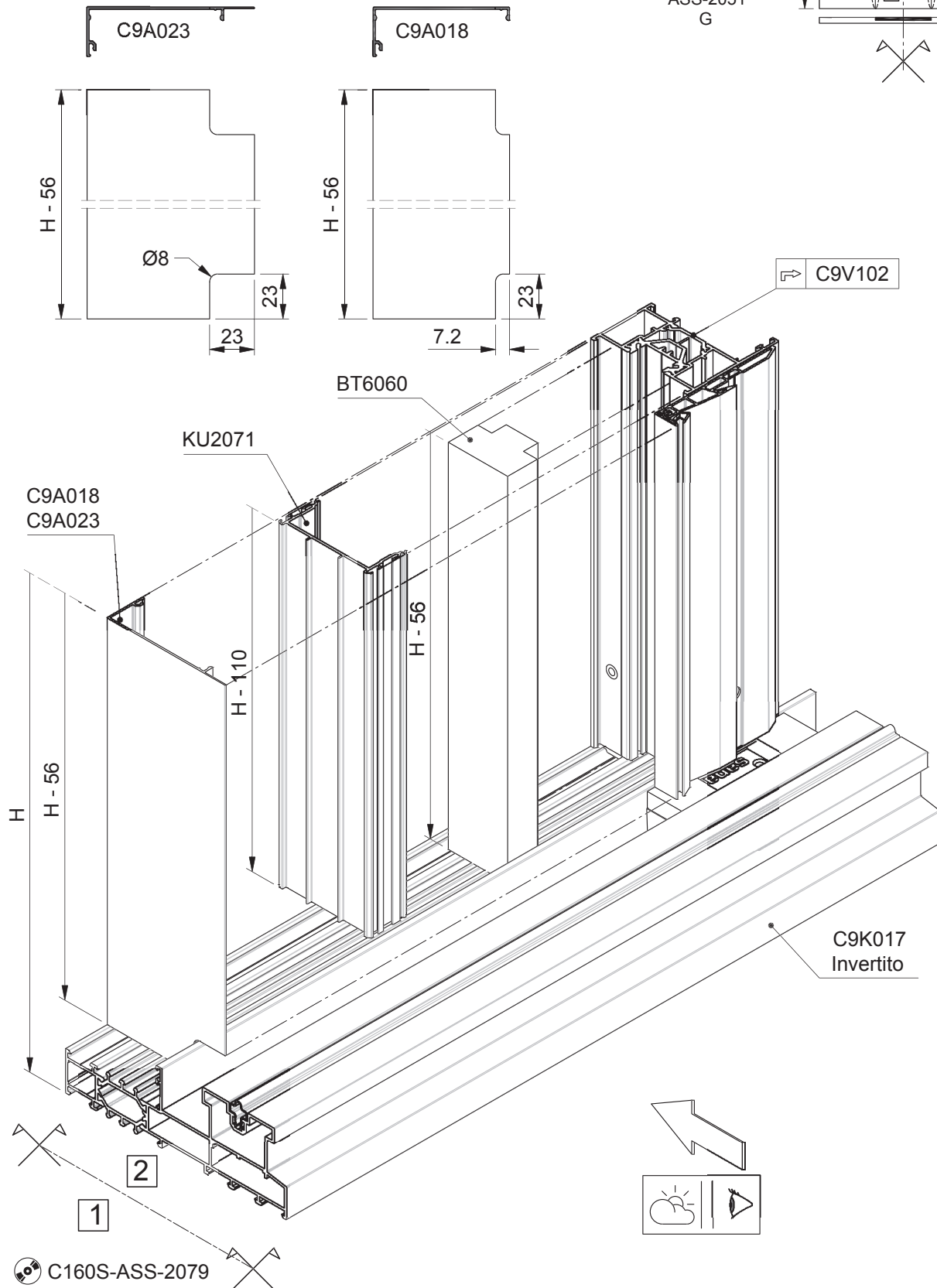
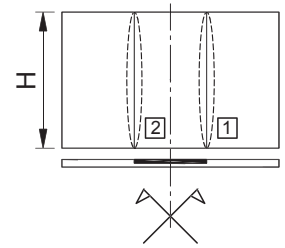
1 Binario fisso-apribile-fisso invertito (C9K017)

OPERAZIONE C9A008-C9A013 ED ASSEMBLAGGIO TRAVERSO C9V102

5 / 5

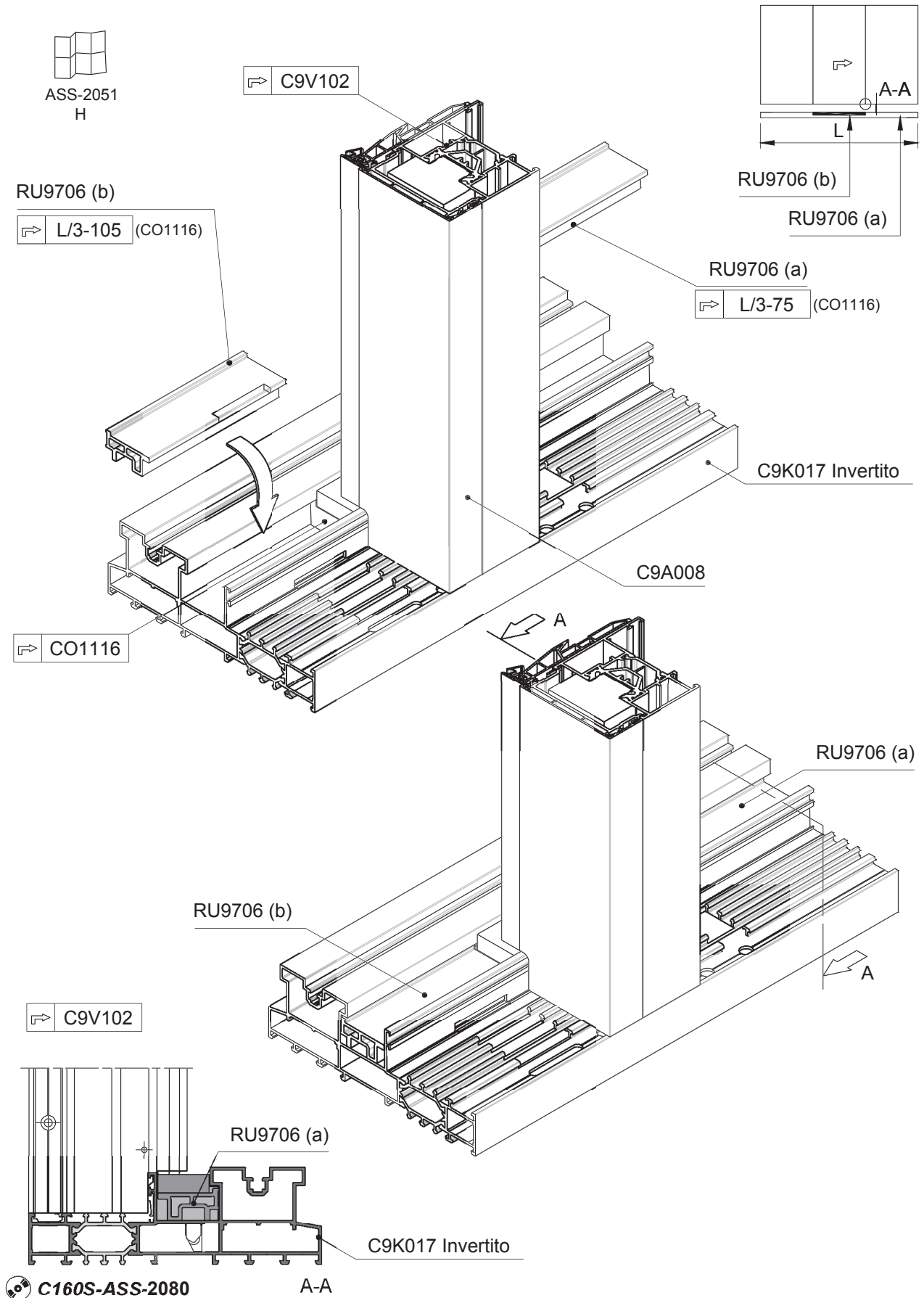


ASS-2051
G



1 Binario fisso-apribile-fisso invertito (C9K017)

POSIZIONAMENTO GUARNIZIONI RU9706 IN KU2065 - INFERIORE



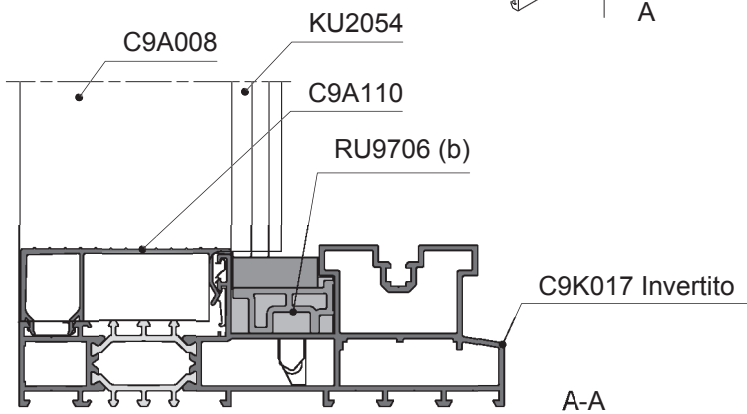
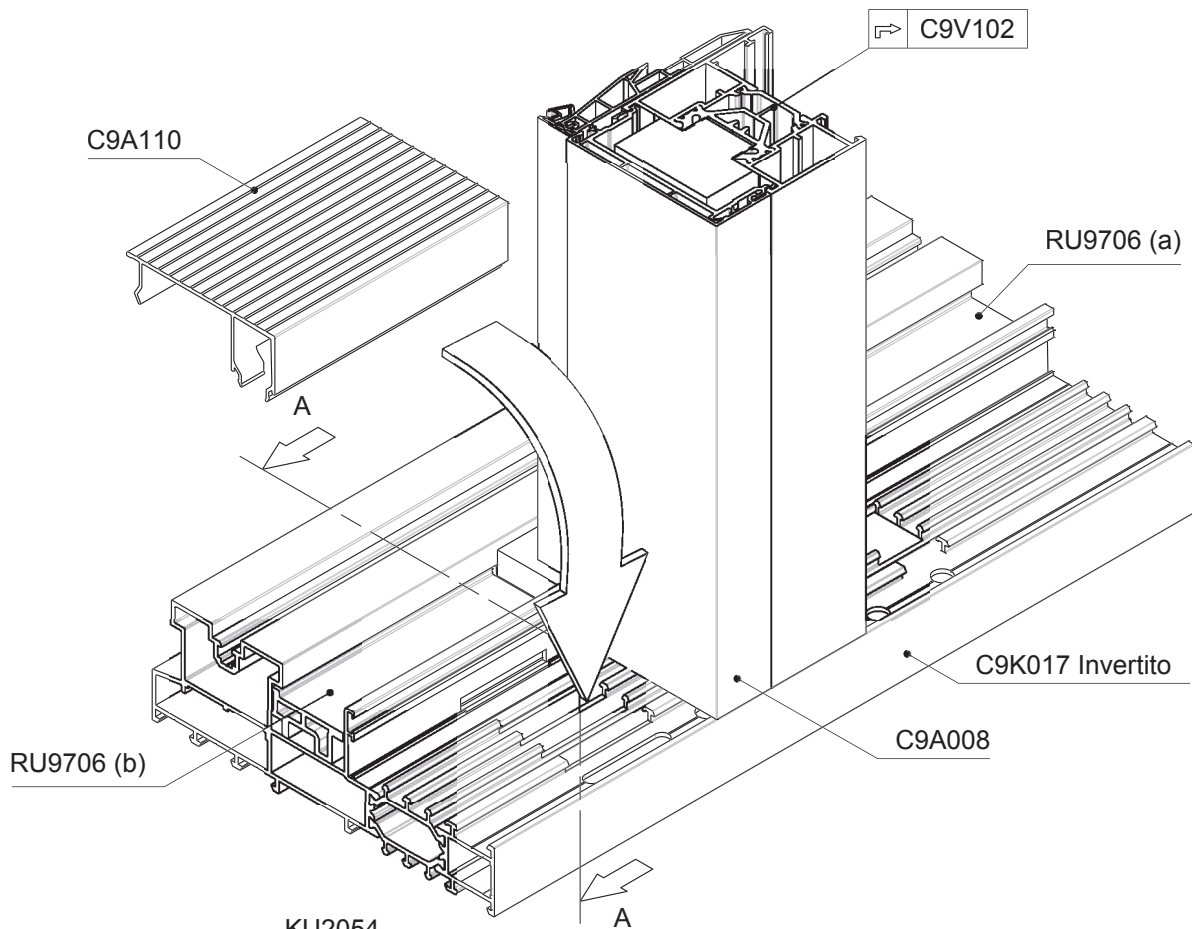
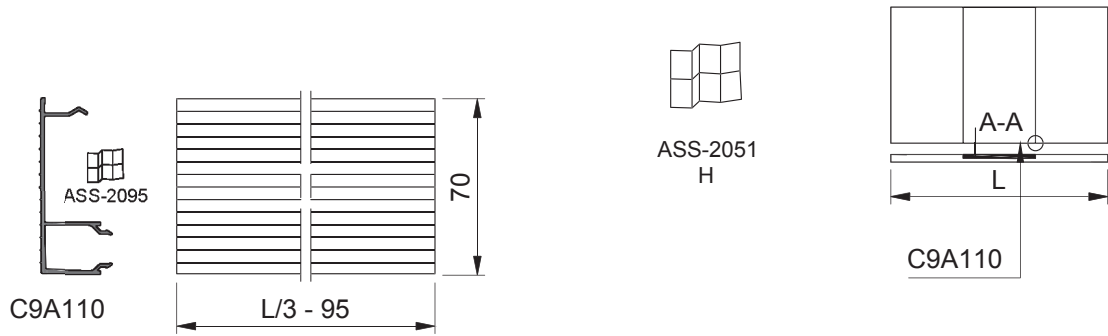
 C160S-ASS-2080

A-A

L - Ferramenta e disegni assemblaggio

1 Binario fisso-apribile-fisso invertito (C9K017)

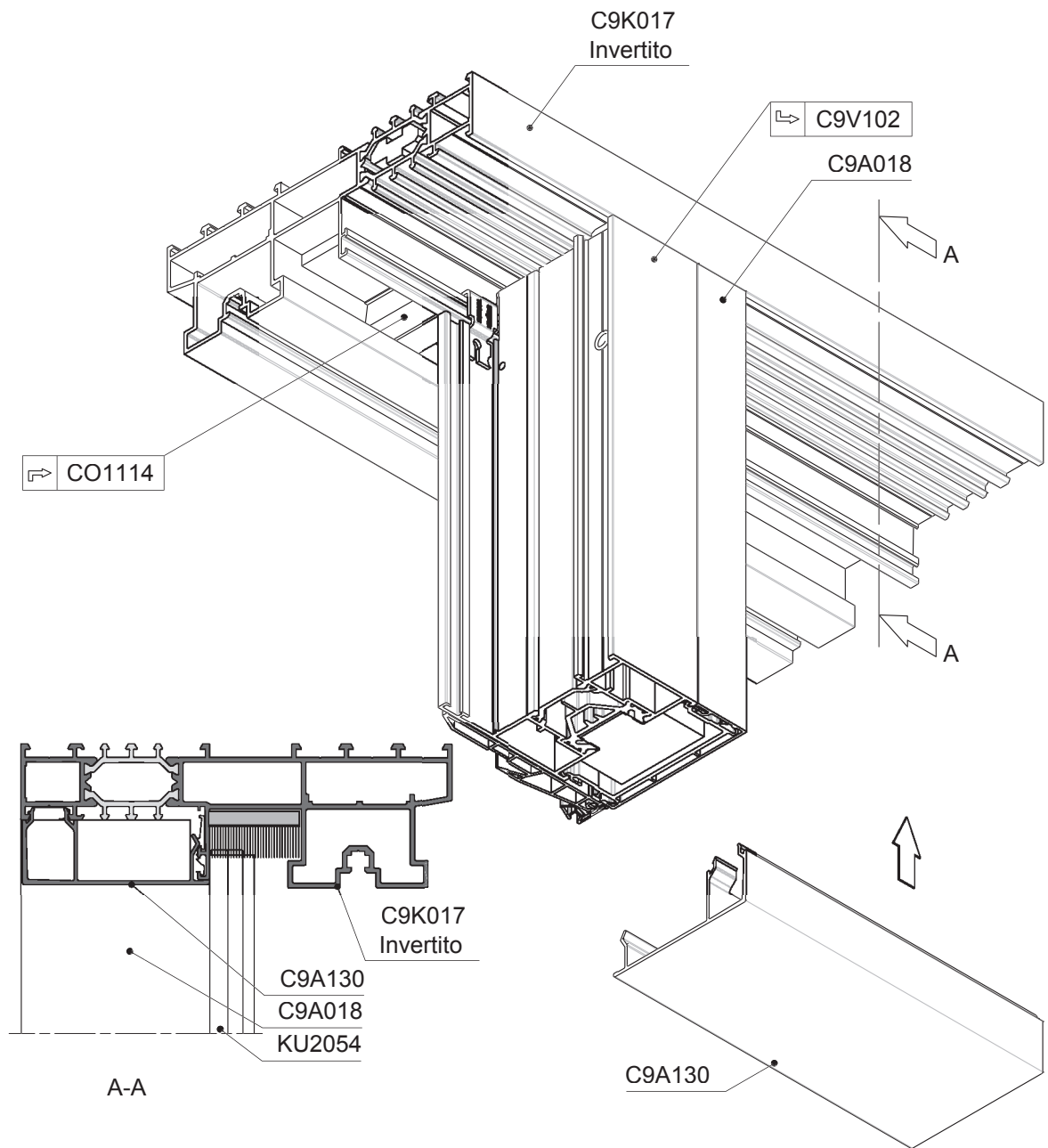
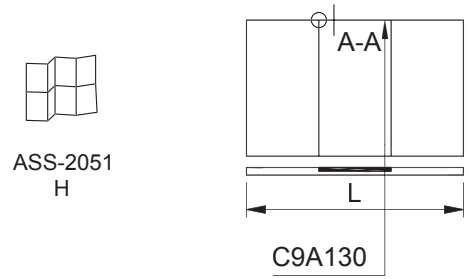
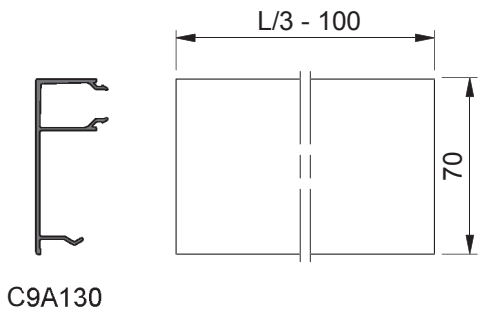
POSIZIONAMENTO C9A110 - INFERIORE CENTRALE



C160S-ASS-2081

1 Binario fisso-apribile-fisso invertito (C9K017)

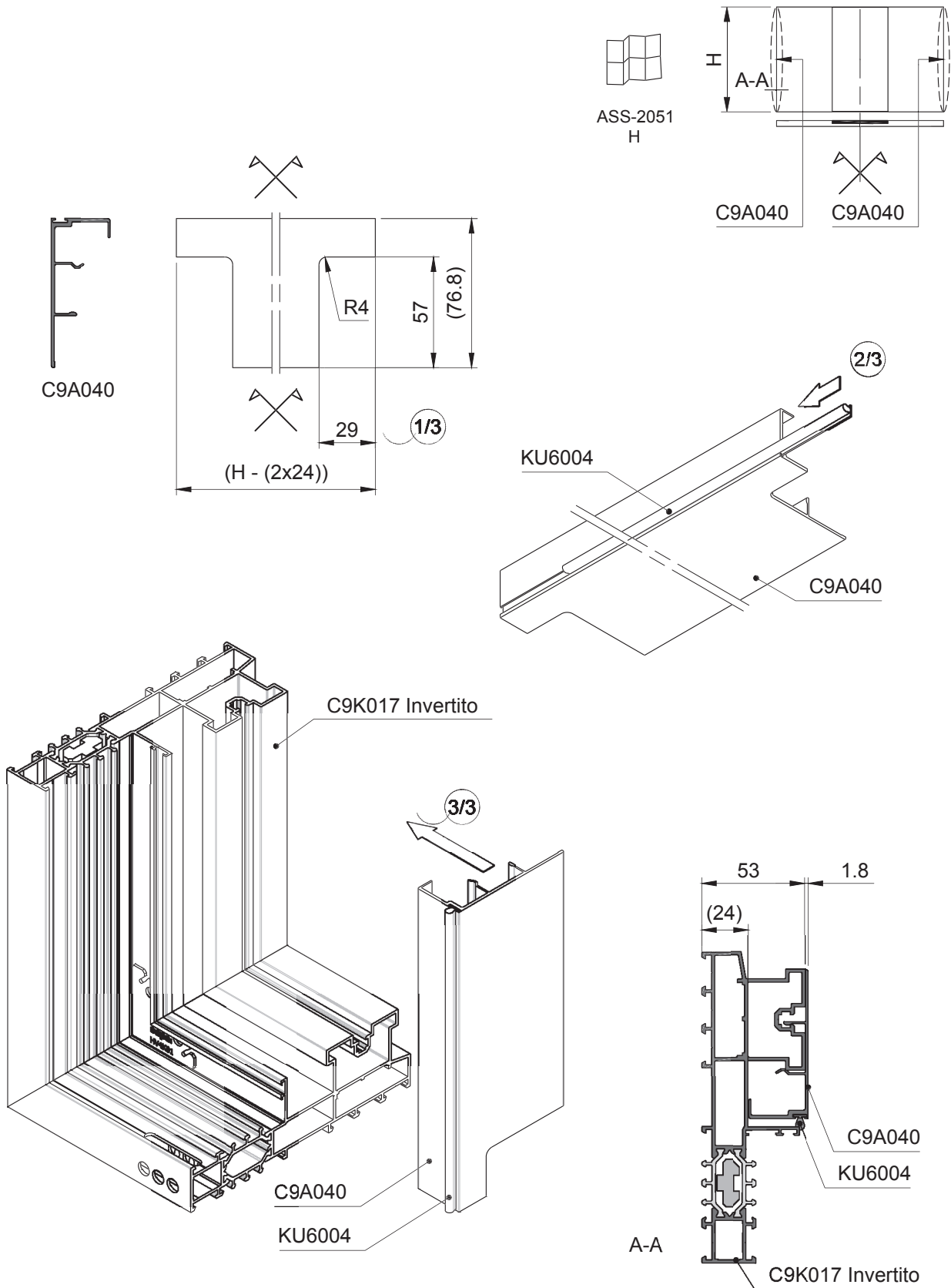
POSIZIONAMENTO C9A130 - INFERIORE CENTRALE



 C160S-ASS-2082

1 Binario fisso-apribile-fisso invertito (C9K017)

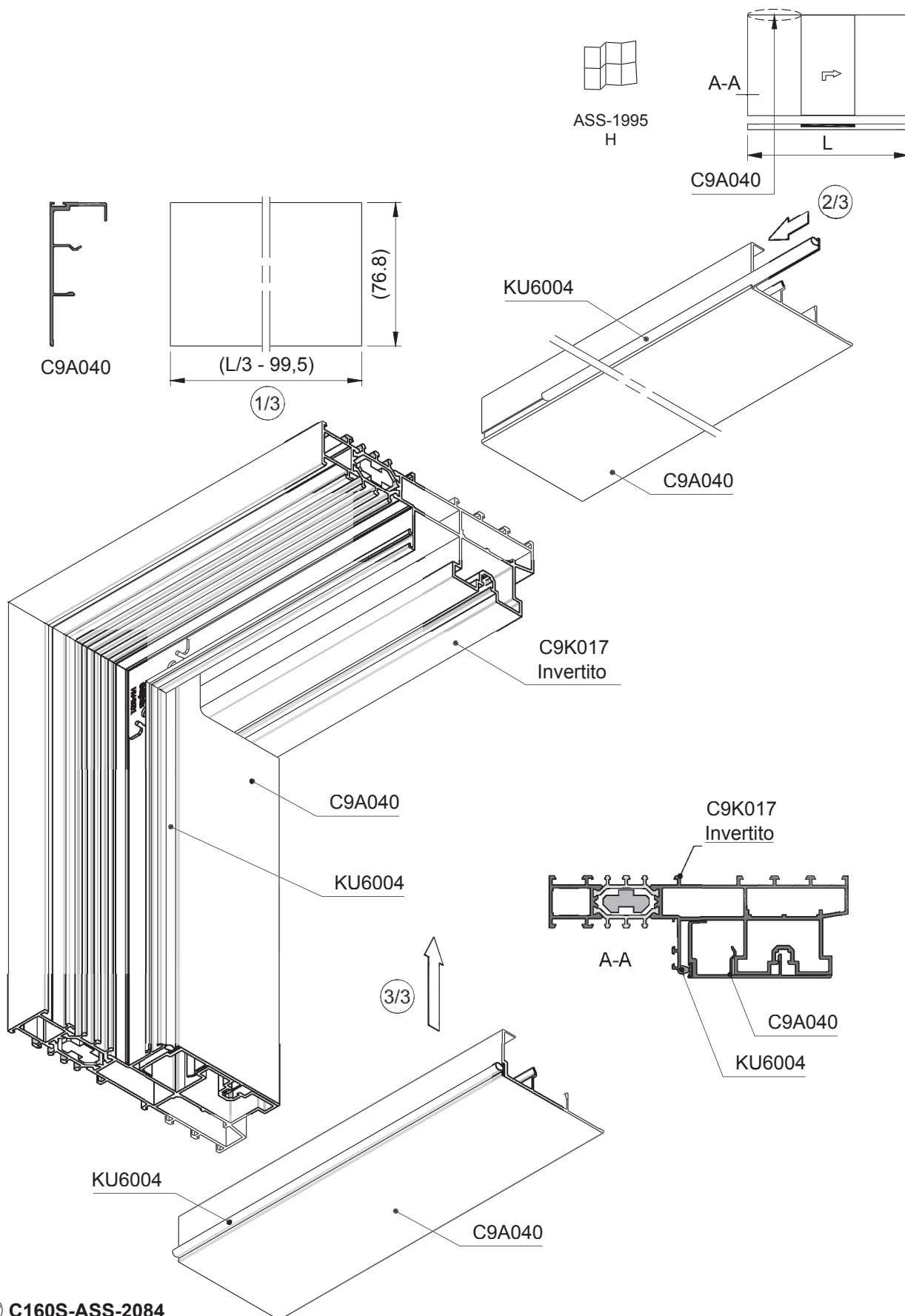
OPERAZIONE, POSIZIONAMENTO ED ASSEMBLAGGIO C9A040 E KU6004 - VERTICALE



 C160S-ASS-2083

1 Binario fisso-apribile-fisso invertito (C9K017)

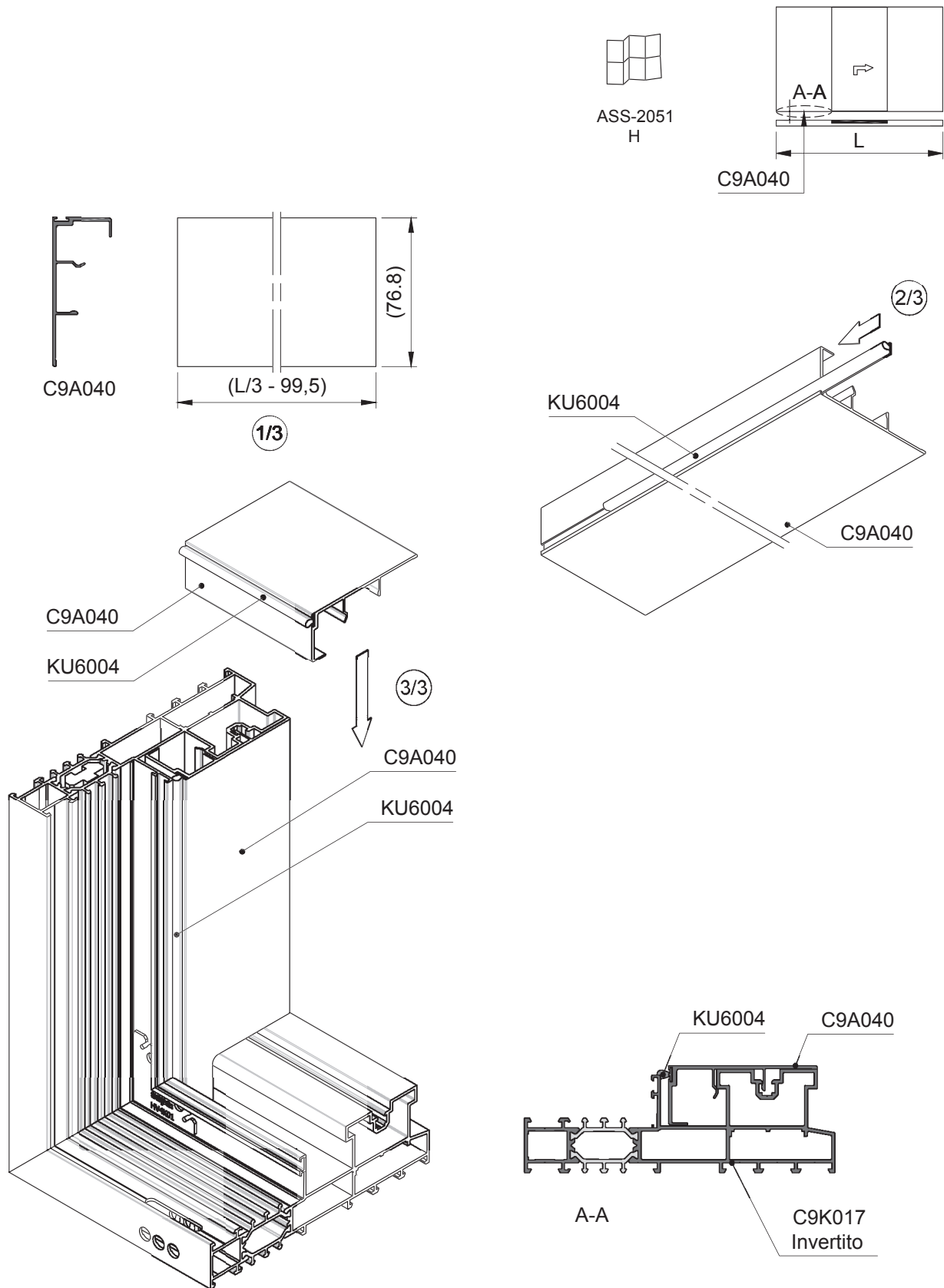
POSIZIONAMENTO ED ASSEMBLAGGIO C9A040 E KU6004 - ORIZZONTALE SUPERIORE



 C160S-ASS-2084

1 Binario fisso-apribile-fisso invertito (C9K017)

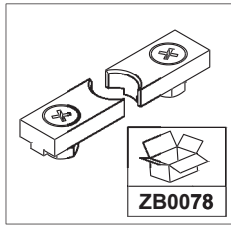
POSIZIONAMENTO ED ASSEMBLAGGIO C9A040 E KU6004 - ORIZZONTALE INFERIORE



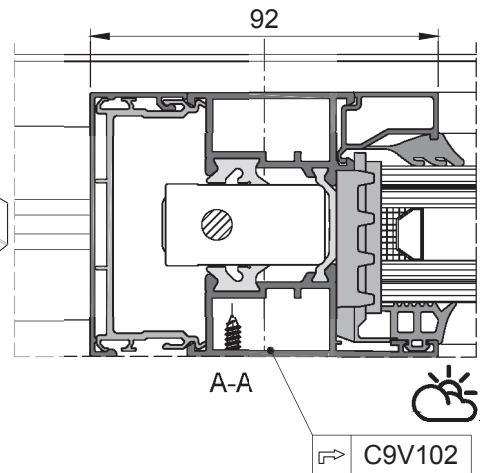
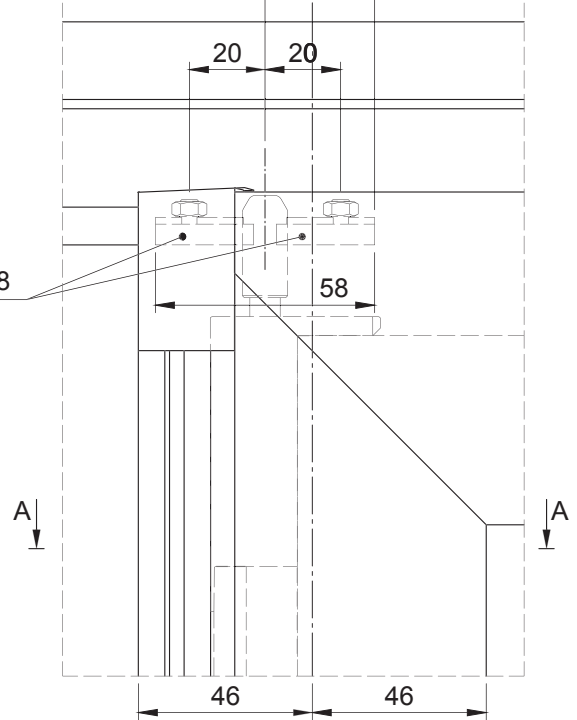
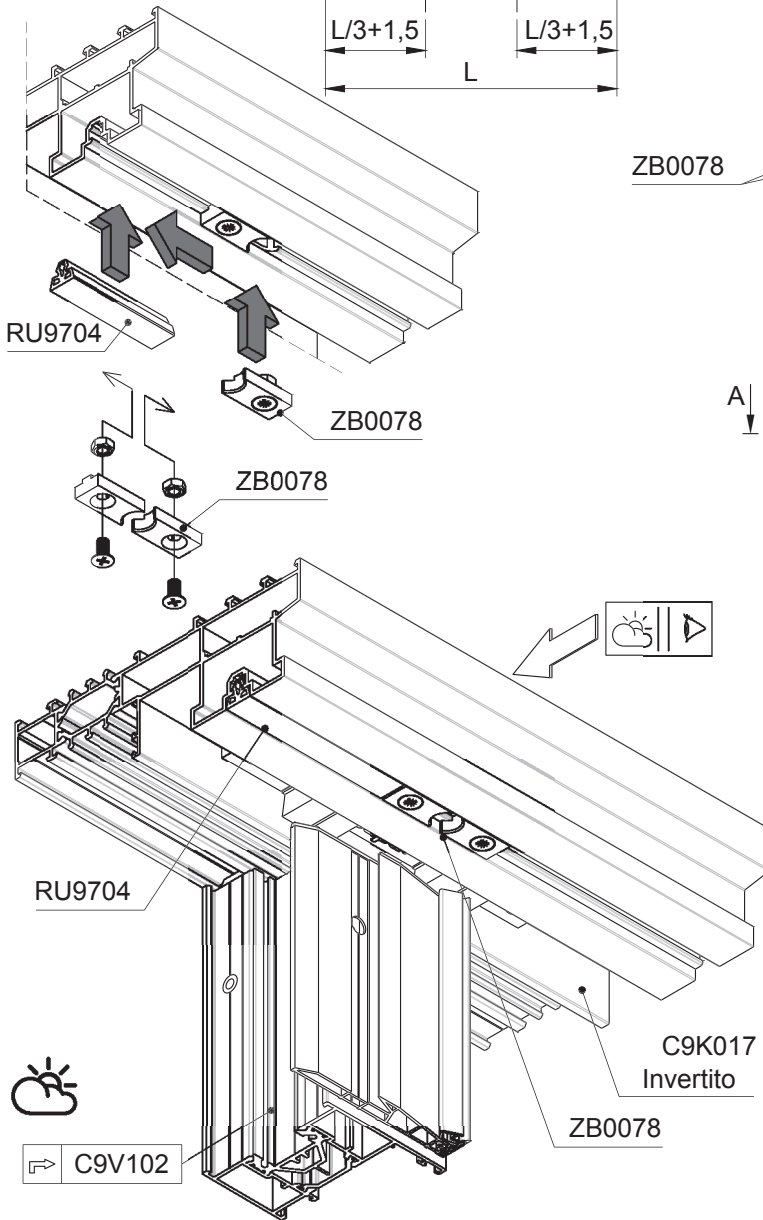
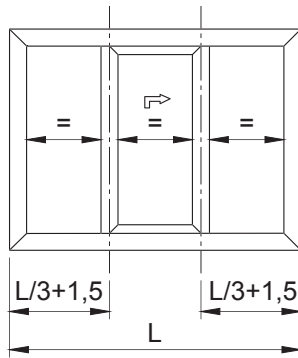
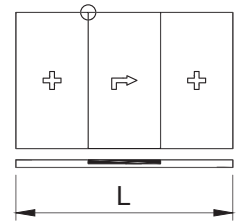
 C160S-ASS-2085

1 Binario fisso-apribile-fisso invertito (C9K017)

OPERAZIONE ED ASSEMBLAGGIO ZB0078 - SUPERIORE



ASS-2040
&
ASS-2063

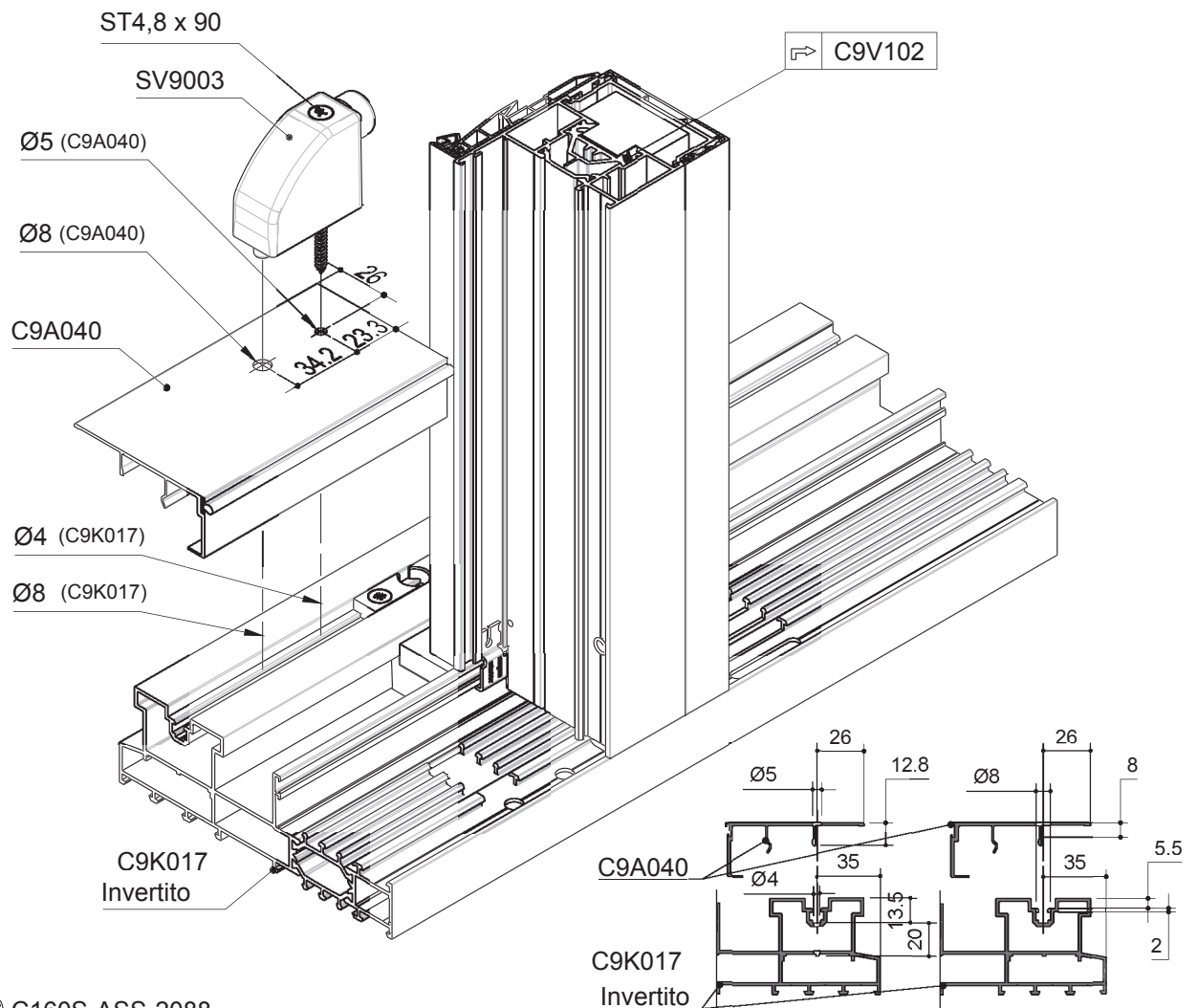
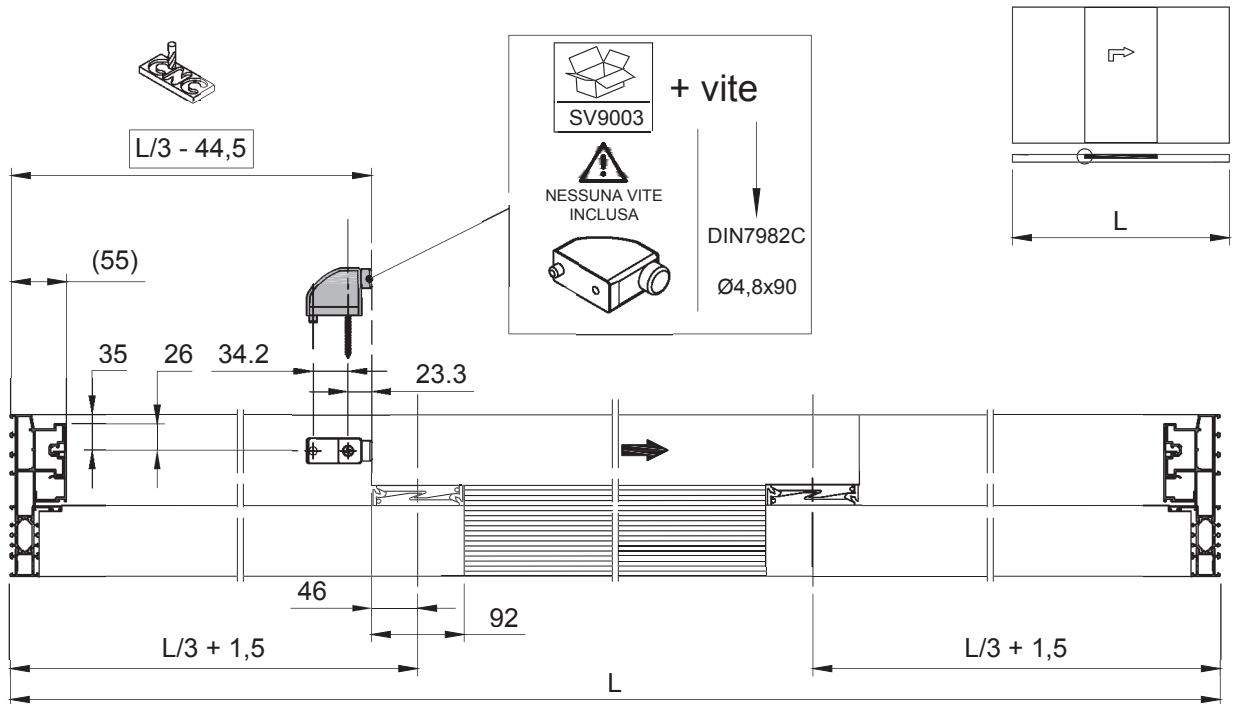


C160S-ASS-2086

L - Ferramenta e disegni assemblaggio

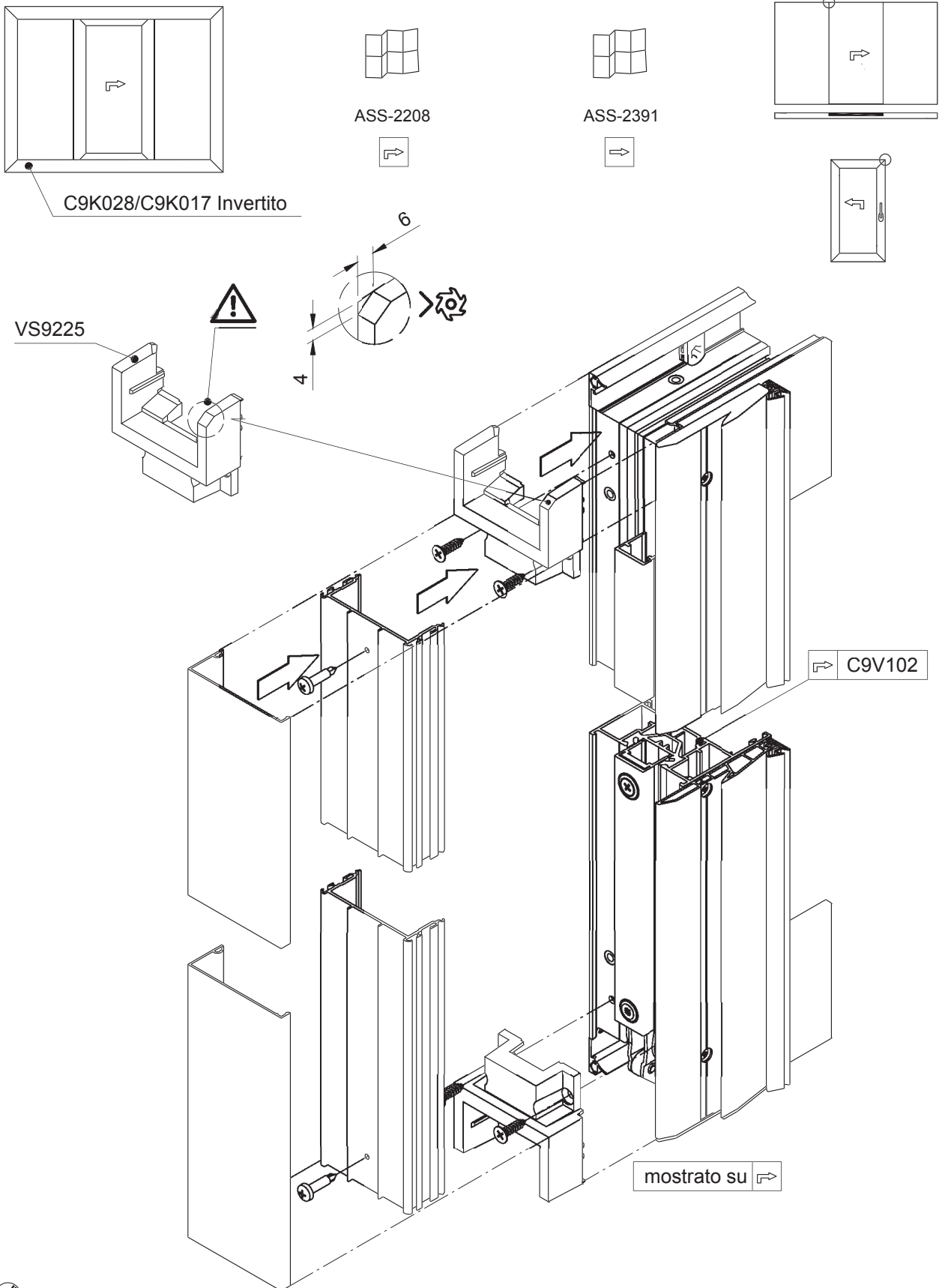
1 Binario fisso-apribile-fisso invertito (C9K017)

POSIZIONAMENTO ED ASSEMBLAGGIO SV9002



C160S-ASS-2088

OPERAZIONE VS9225 - SUPERIORE



L - Ferramenta e disegni assemblaggio

 C160S-ASS-2050

Soglia ribassata


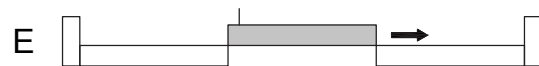
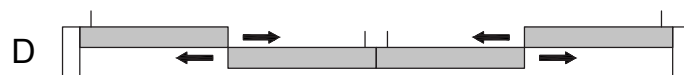
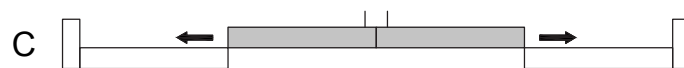
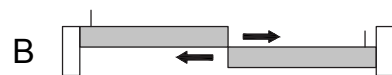
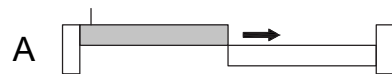
Contenuto

Soglia ribassata	M1
Configurazioni	M3
Accessori	M4
Profilati scala 1:1	M5
D1110000	M5
D3110000	M5
D3110001	M5
Sezioni	M6
2 Ante apribili - Alzante scorrevole - Inferiore interno	M6
2 Ante apribili - Alzante scorrevole - Inferiore esterno	M7
2 Ante - Alzante scorrevole fisso e apribile - Inferiore interno	M8
2 Ante - Alzante scorrevole fisso e apribile - Inferiore esterno	M9
2 Ante apribili - Alzante scorrevole - Centrale	M10
2 Ante - Alzante scorrevole fisso e apribile - Centrale	M11
2 Ante apribili - Alzante scorrevole - Laterale	M12
2 Ante apribili - Alzante scorrevole - Laterale interno	M13
2 Ante apribili - Alzante scorrevole - Laterale esterno	M14
Distinte di taglio	M15
2 Binari - 2 Ante - Alzante scorrevole - Telaio 90°	M15
Lavorazioni	M18
Lavorazione telaio montante per soglia D1110000	M18
Lavorazione scarico acqua "lato bagnato"	M19
Drenaggio "lato bagnato"	M20
Lavorazione scarico acqua "lato coperto"	M21
Adattamento accessori esistenti	M22
Assemblaggio montante-tappo-soglia D1110000	M23
Lavorazione raccogli condensa interno	M24
Lavorazione drenaggio su profilato D3110000	M25
Applicazione tappo centrale	M26

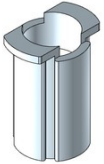




Indice	
D1110000	M5
D3110000	M5
D3110001	M5
D4076010	M4
D4110000	M4
D4110001	M4
SSCA604	M4
SVS9410	M4

Configurazioni

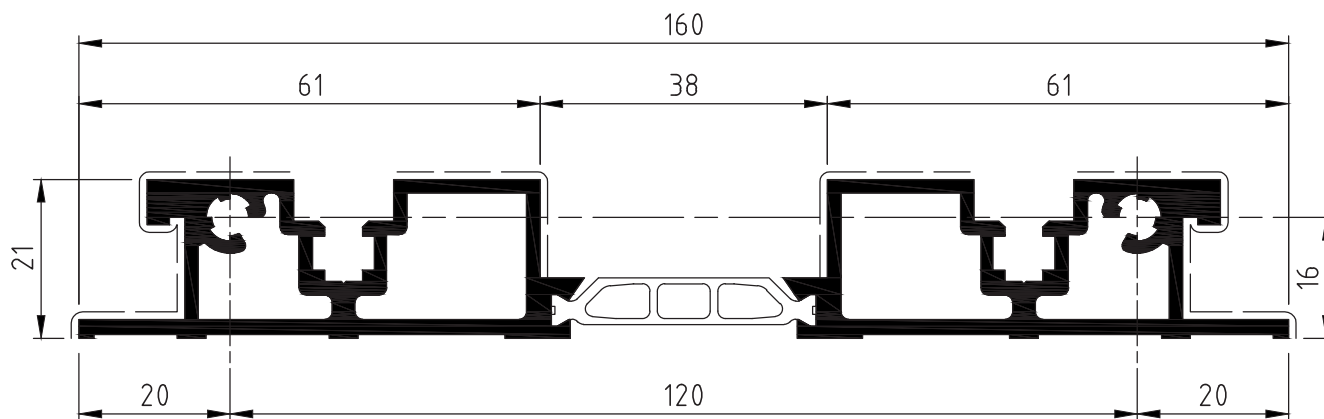
Tipologie di apertura soglia ribassata 2 binari



Accessori

ACCESSORI	CODICE	DESCRIZIONE	MATERIALE
	D4076010	BOCCOLA DI DRENAGGIO CON SFERA	MISCELLANEO
	D4110001	TAPPO DI TENUTA SOGLIA RIBASSATA 90° Nota: silicone trasparente	SILICONE
	D4110000	TAPPO TENUTA CENTRALE INFERIORE	EPDM - FOAM
	SSCA604	VITE DIAM. 6,3X32 MM	ACCIAIO
	SVS9410	TAPPO LATERALE GOCCIOLATOIO Nota: tagliare a metà per ottenere dx e sx	EPDM

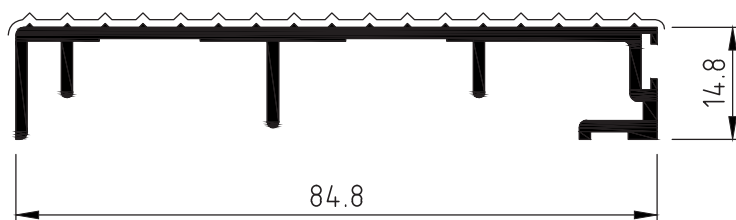
Profilati scala 1:1



D1110000

Peso 2,405 Kg/m
Sup. in vista 183 mm

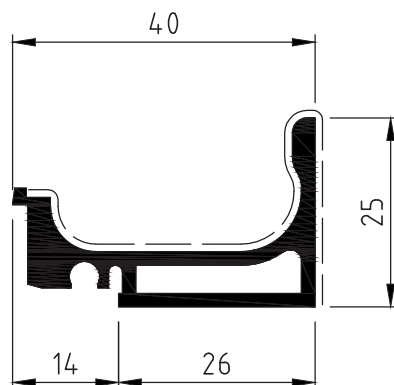
I_x (cm ⁴)	I_y (cm ⁴)	W_x (cm ³)	W_y (cm ³)	Descrizione
27	4,61	20,97	4,08	PROFILATO SOGLIA RIBASSATA



D3110000

Peso 0,668 Kg/m
Sup. in vista 93 mm

I_x (cm ⁴)	I_y (cm ⁴)	W_x (cm ³)	W_y (cm ³)	Descrizione
20,4	0,49	4,59	0,45	PROFILATO COPRI BINARIO



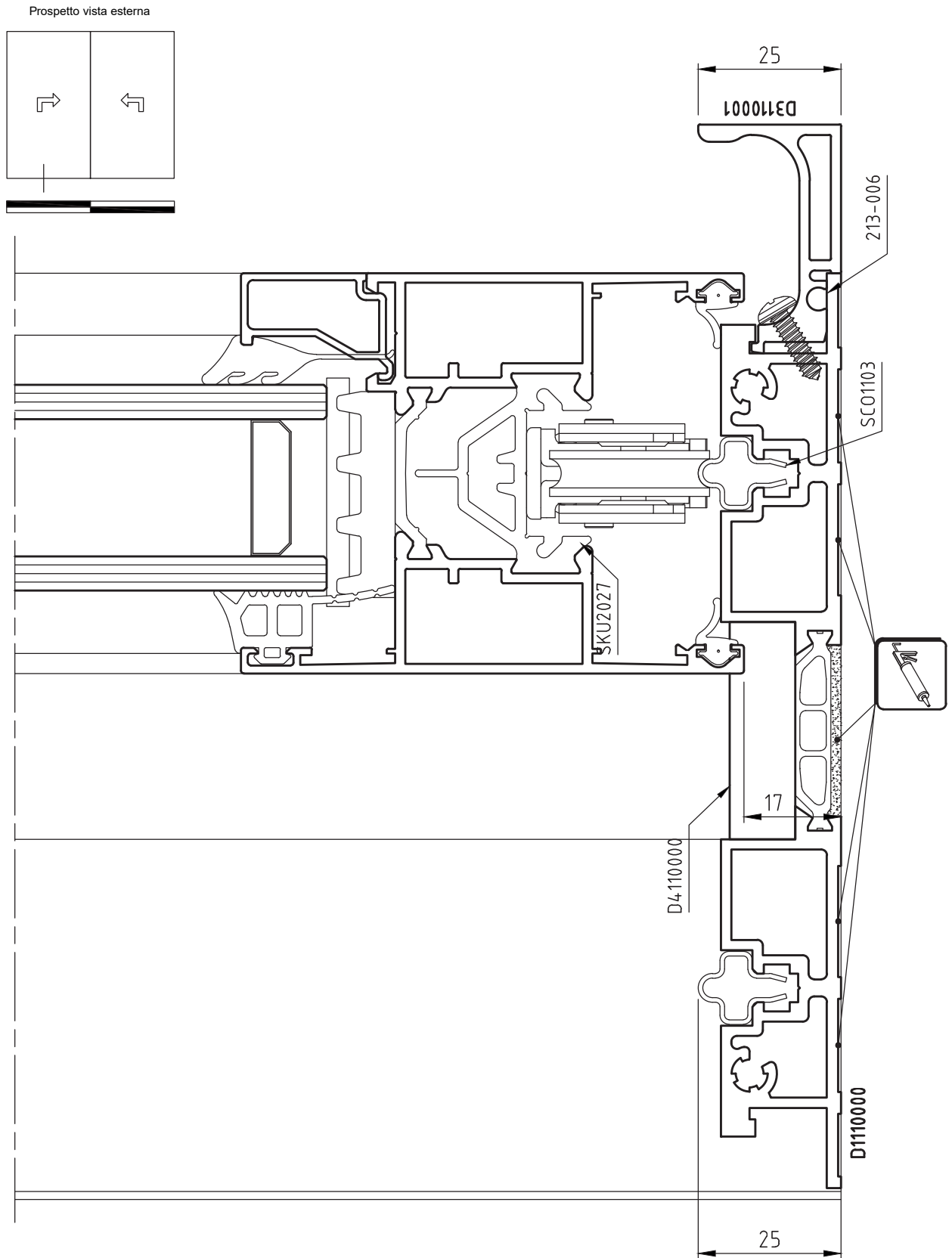
D3110001

Peso 0,615 Kg/m
Sup. in vista 82 mm

I_x (cm ⁴)	I_y (cm ⁴)	W_x (cm ³)	W_y (cm ³)	Descrizione
4,31	0,79	1,93	0,45	PROFILATO RACCOGLI CONDENSA

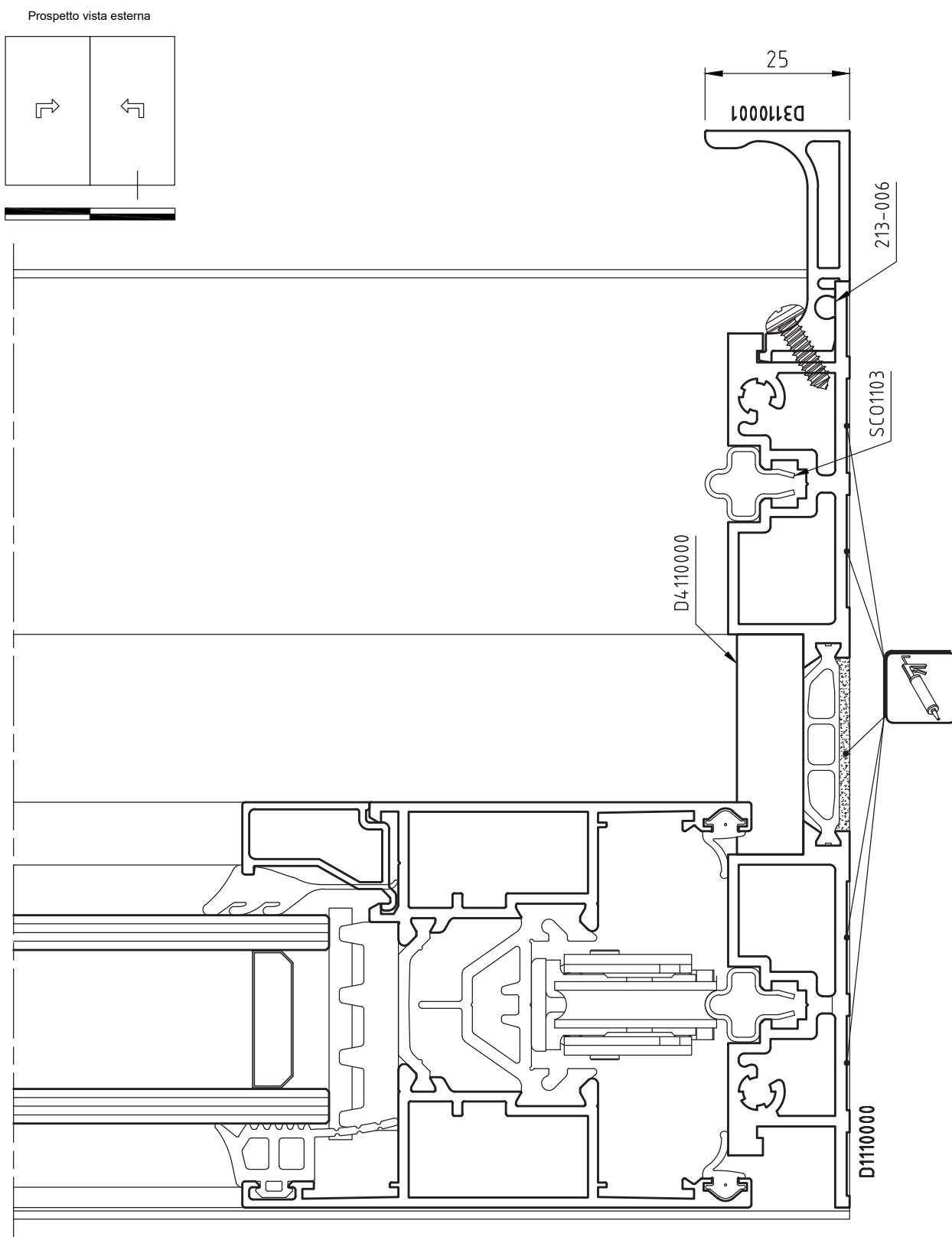
Sezioni

SEZIONE 1 - NODO INFERIORE ALZANTE SCORREVOLE 2 ANTE APRIBILI



Sezioni

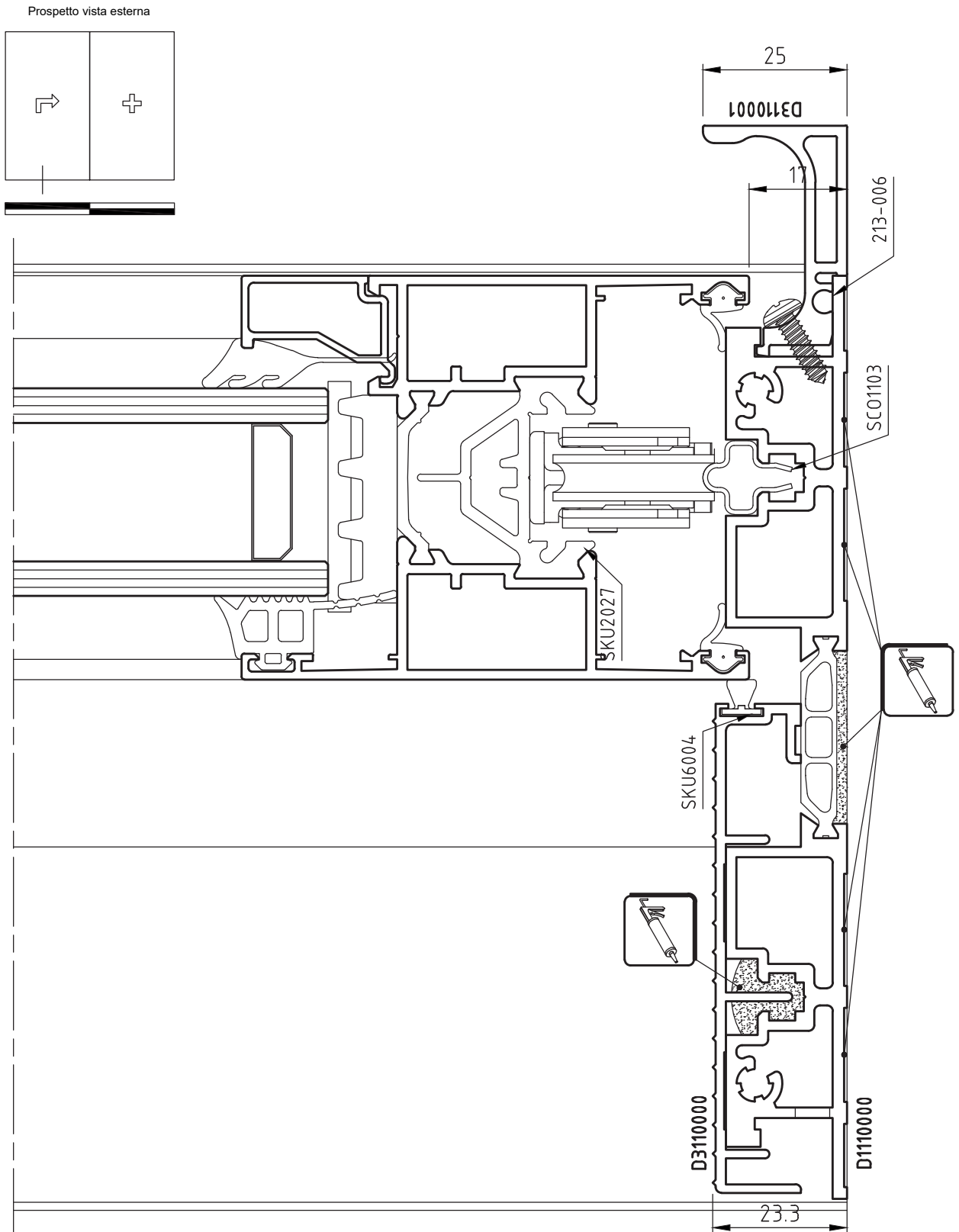
SEZIONE 2 - NODO INFERIORE ALZANTE SCORREVOLE 2 ANTE APRIBILI



M - Soglia ribassata

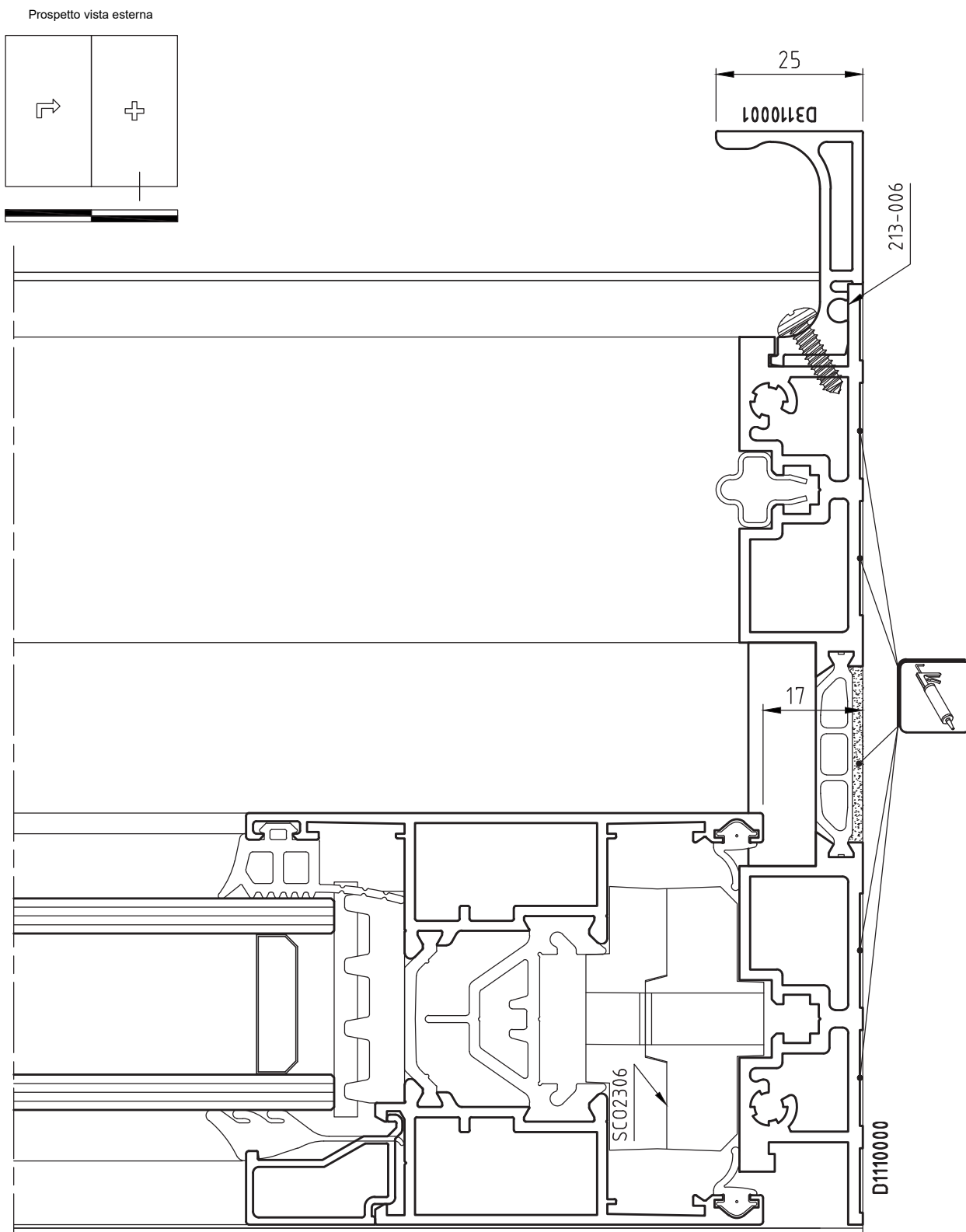
Sezioni

SEZIONE 3 - NODO INFERIORE ALZANTE SCORREVOLE FISSO E APRIBILE



Sezioni

SEZIONE 4 - NODO INFERIORE ALZANTE SCORREVOLE FISSO E APRIBILE

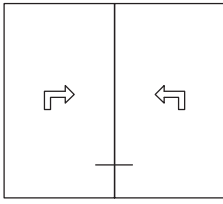


SC02305 per telaio superiore
SC02306 per telaio inferiore + laterale

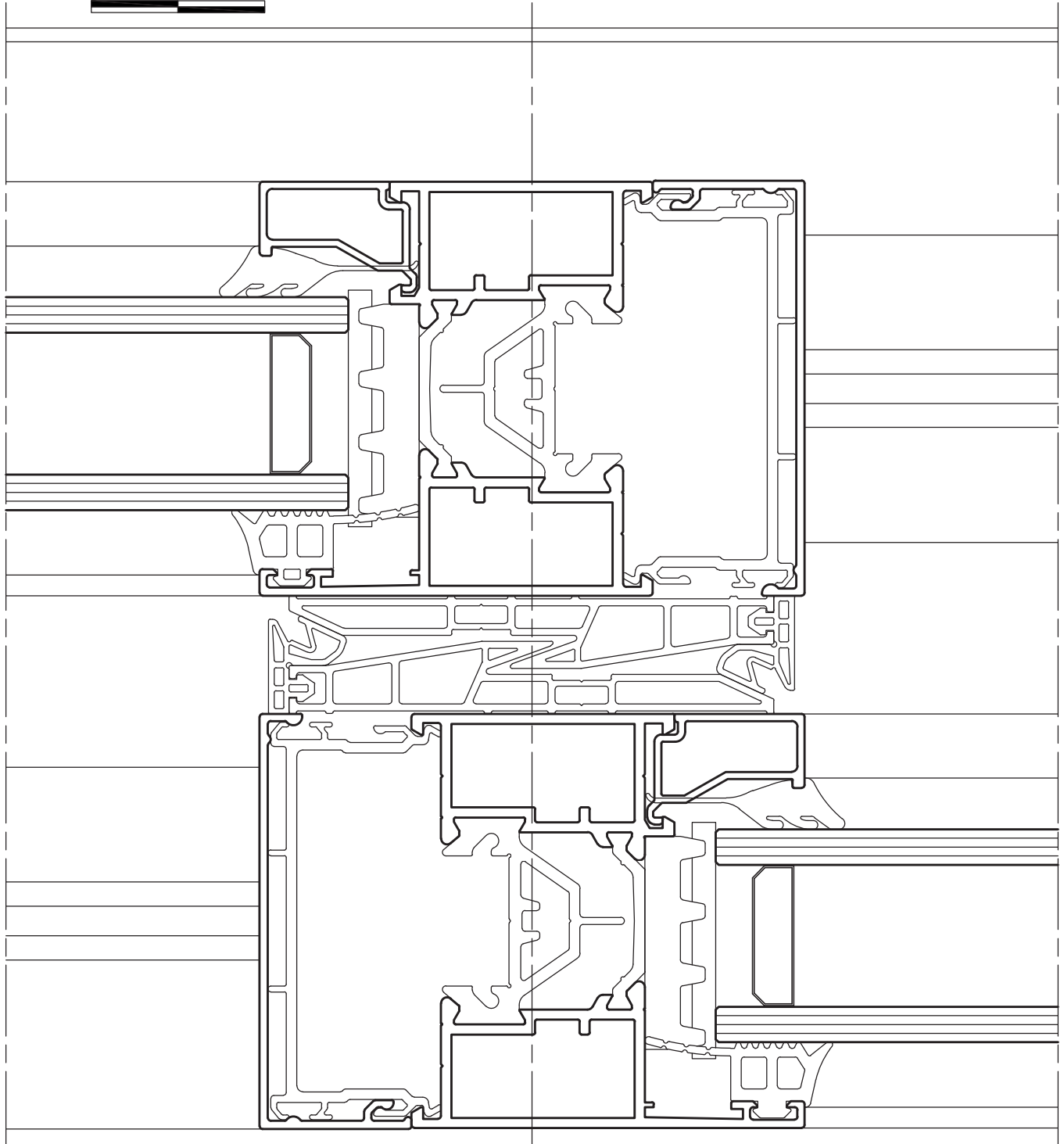
M - Soglia ribassata

Sezioni

SEZIONE 5 - NODO CENTRALE ALZANTE SCORREVOLE 2 ANTE APRIBILI



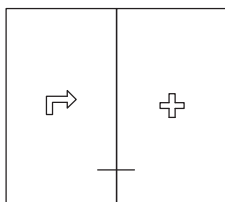
Prospetto vista esterna



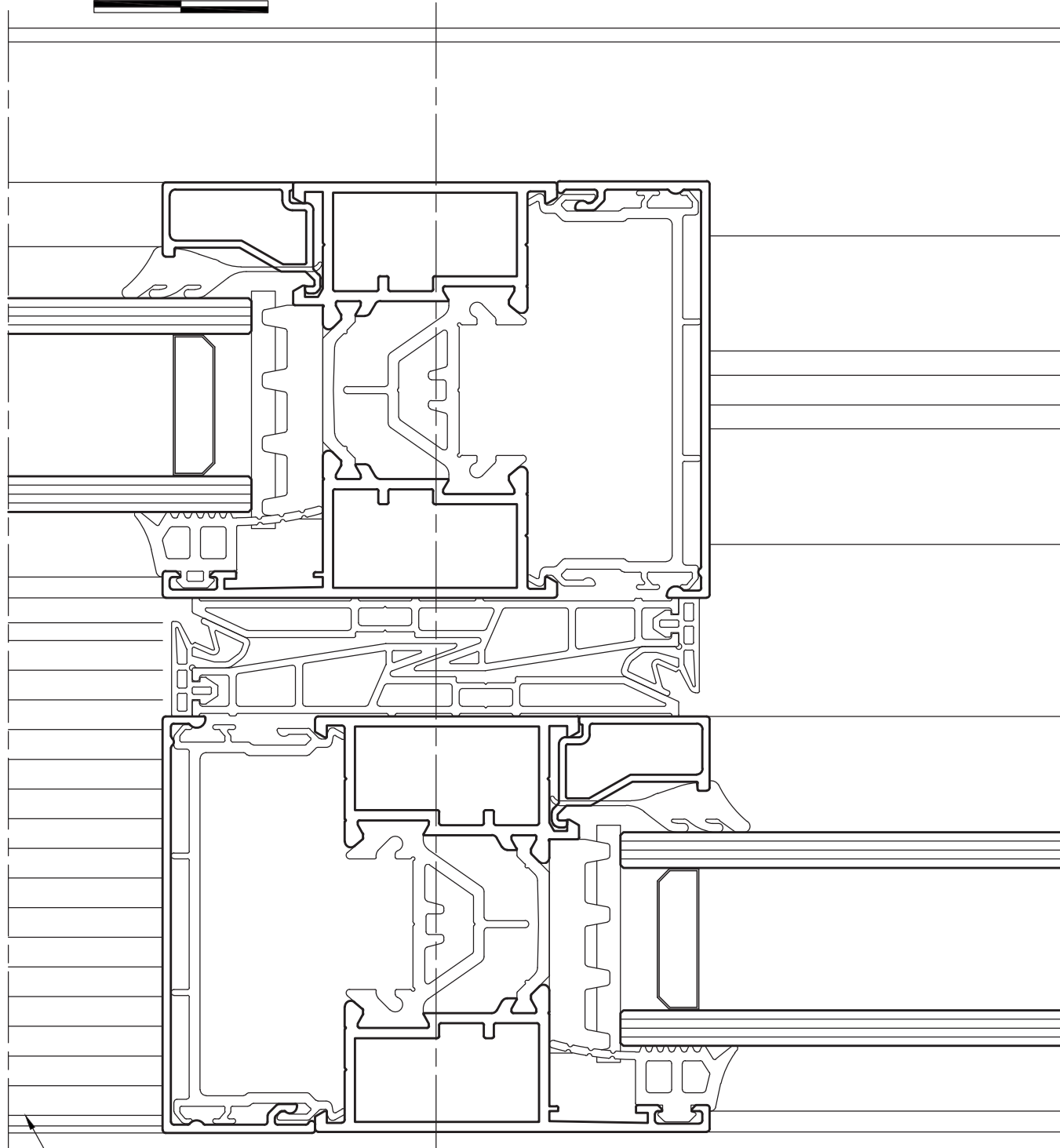
M - Soglia ribassata

Sezioni

SEZIONE 6 - NODO CENTRALE ALZANTE SCORREVOLE FISSO E APRIBILE



Prospetto vista esterna

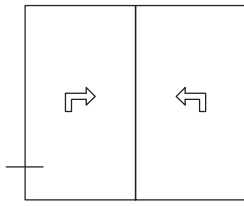


D3110000

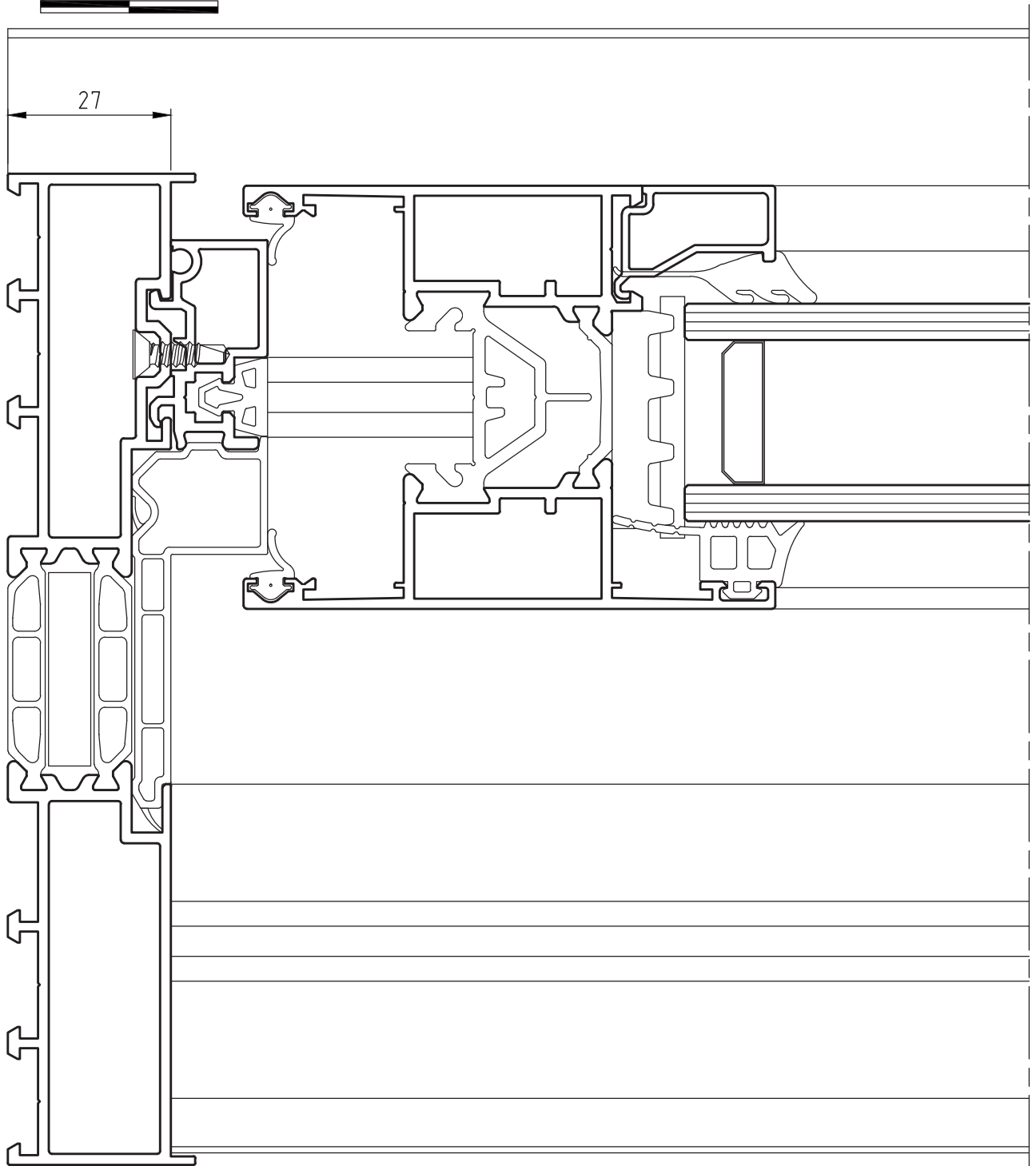
M - Soglia ribassata

Sezioni

SEZIONE 7 - NODO LATERALE ALZANTE SCORREVOLE 2 ANTE APRIBILI



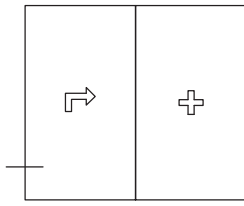
Prospetto vista esterna



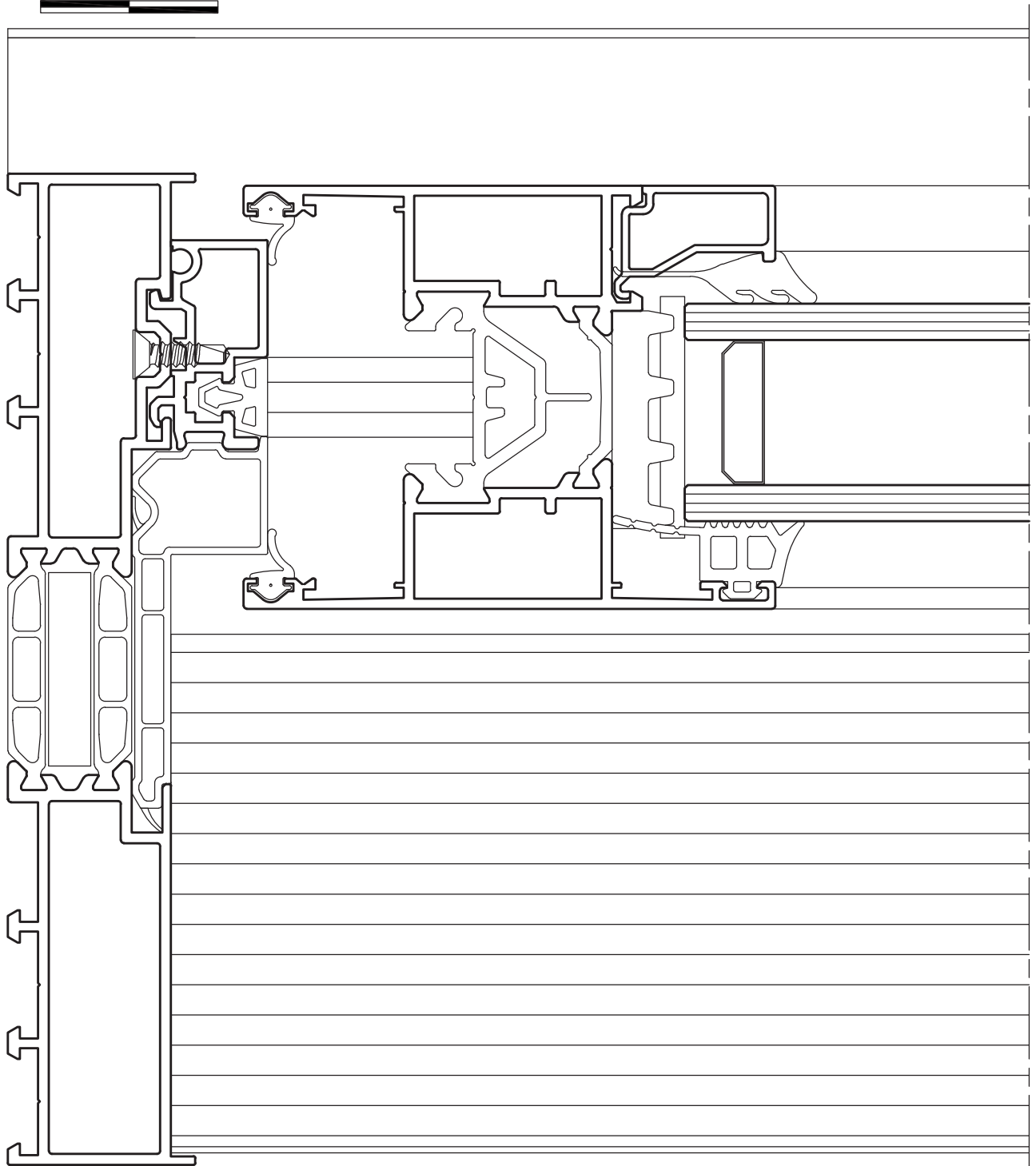
M - Soglia ribassata

Sezioni

SEZIONE 8 - NODO LATERALE ALZANTE SCORREVOLE FISSO E APRIBILE



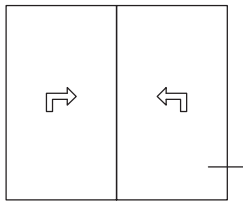
Prospetto vista esterna



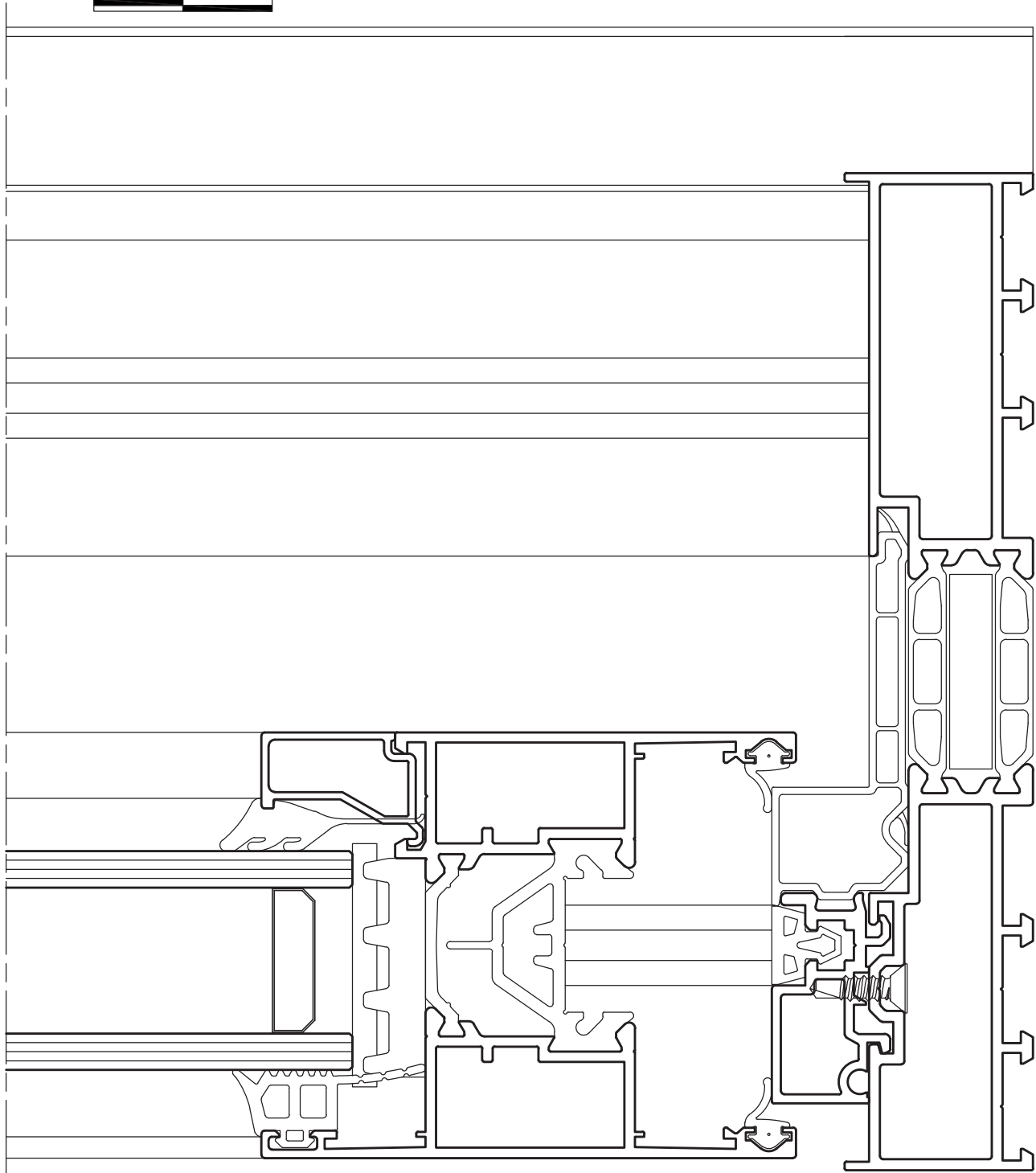
M - Soglia ribassata

Sezioni

SEZIONE 9 - NODO LATERALE ALZANTE SCORREVOLE 2 ANTE APRIBILI



Prospetto vista esterna

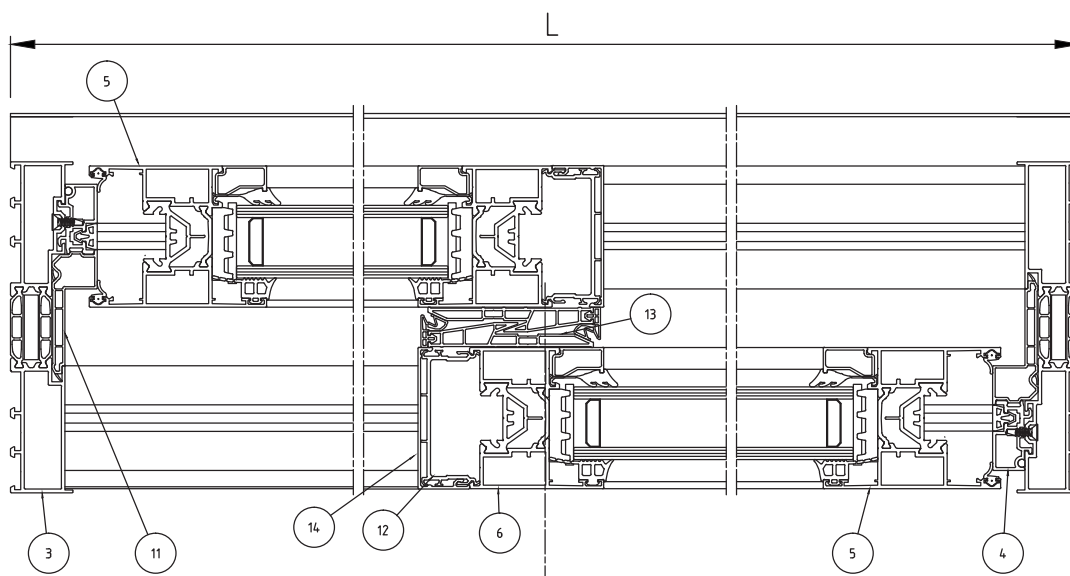
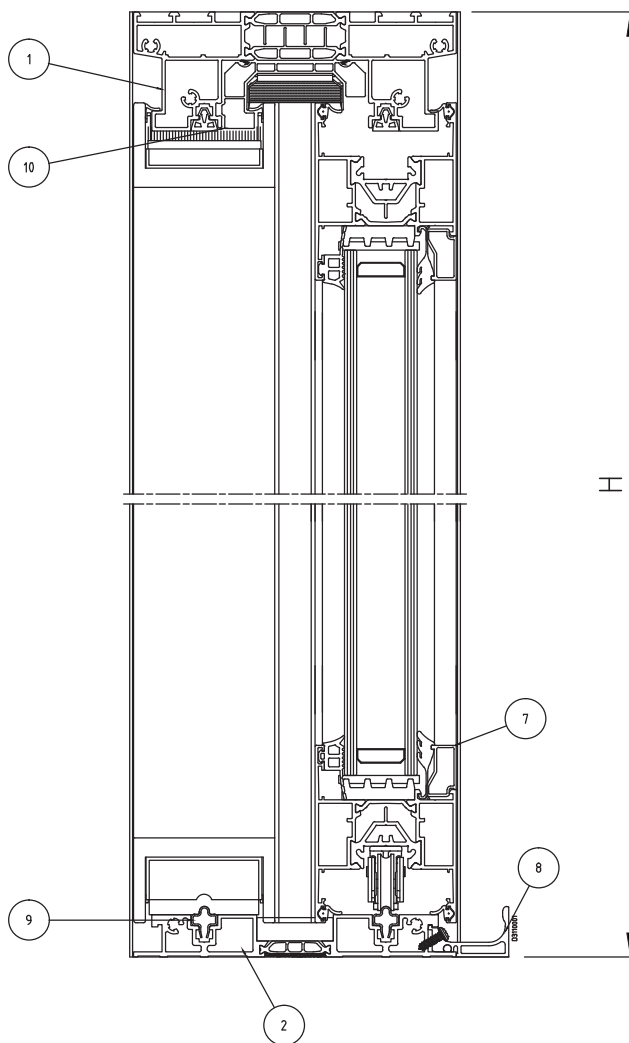
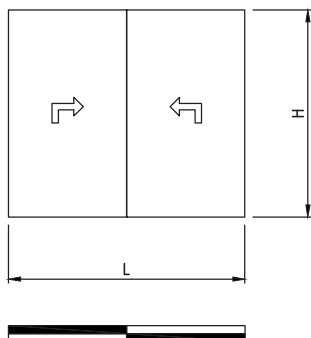


M - Soglia ribassata

Distinte di taglio

2-BINARI 2-ANTE ALZANTE SCORREVOLE TELAIO 90° CON SOGLIA RIBASSATA































Prospetto vista esterna



Scala 1:4

Distinte di taglio

2-BINARI 2-ANTE ALZANTE SCORREVOLE TELAIO 90° CON SOGLIA RIBASSATA

	Profilati		Quantità	Taglio	Lunghezza taglio
1		SC9K124	2		L - 57
2		D1110000	1		L - 57
3		SC9K121	2		H
4		SC9A100	2		H - 80
5		SC9V101	4		L/2 + 3
			2		H - 62
6		SC9V102	2		H - 105
7		SGCxxxx	4		L/2 - 129
			4		H - 270
8		D3110001	1		L
9		SCO1103	2		L - 71
10		SKU2028	1		L - 57
11		SKU2035	2		H - 80
12		SKU2071	2		H - 146
13		SKU2054	2		H - 66
14		SC9A018	2		H - 146

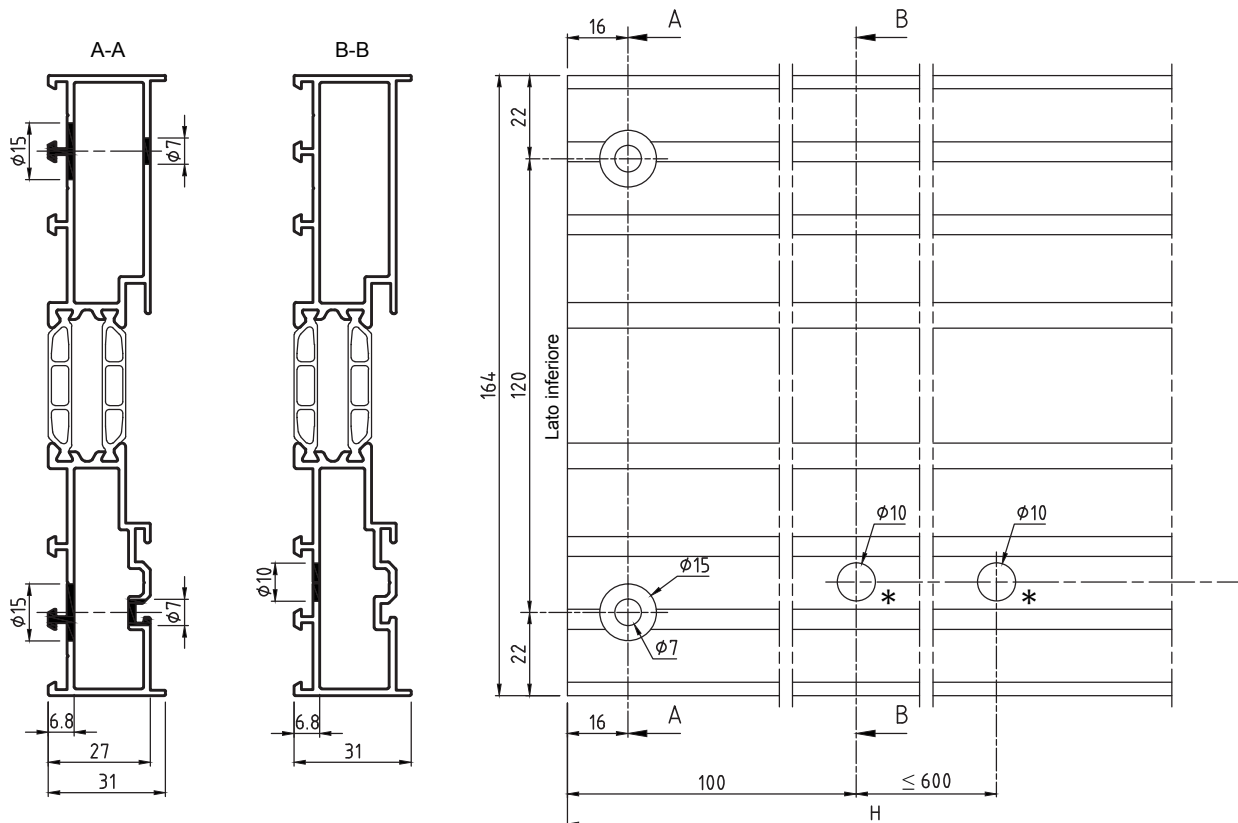
Distinte di taglio

2-BINARI 2-ANTE ALZANTE SCORREVOLE TELAIO 90° CON SOGLIA RIBASSATA

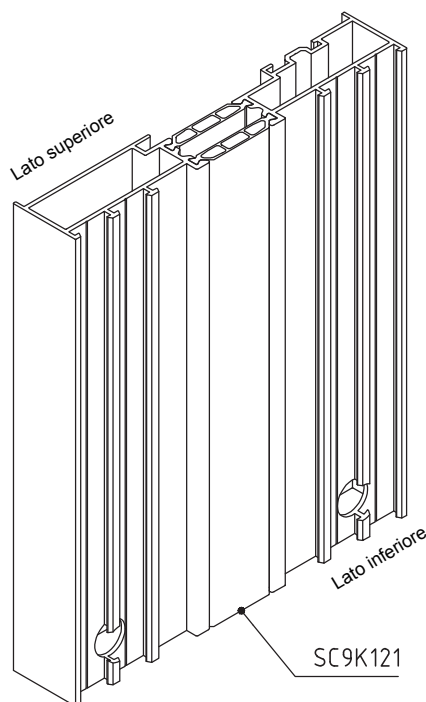
	Accessori	Quantità
A	SCA604	12
B	HV2N03 / 71C011	16 / 32
C	HV4K00 / HV4K01	16 / 8
D	SRU0002	2L + 4H
E	S39R507	2L + 2H
F	SRU4302	2H
G	SRU0121	4L + 4H
H	SRU9704	2L + 4H
I	213 - 006	L
J	D4110001	2
K	SVS9956	2
L	BT6060 - VERSIONE SI	2H
M	KU5001 - VERSIONE SHI	2L + 4H
N	SVS9957	2
O	SCO0132	2
P	SVS5130 / SVS5126	16
Q	D4110000	1
R	SCO1111	1
S	SVS4125	2
T	SVS9225	2
U	SVS5184	min. 8
V	D4076010	3
W	SV9002	1
X	SCO1217	2
Y	SCO1218	2
Z	SCO1105	1
A'	SBT6019	2H
B'	SV9002	1
C'	SV9410	1
VETRO	L / 2 - 143	H - 208

Lavorazioni

DESCRIZIONE	ACCESSORI	ATTREZZATURA
LAVORAZIONE TELAIO MONTANTE PER SOGLIA D1110000	STG9011	Pantografo



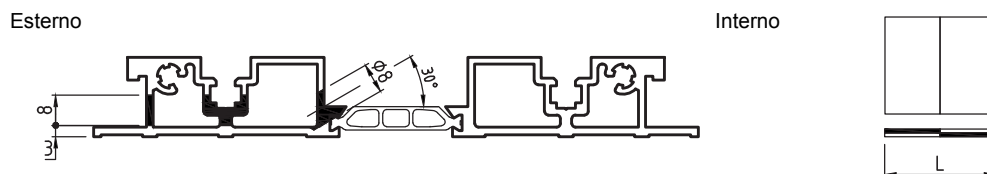
* Fori per fissaggio profilato SC9A100



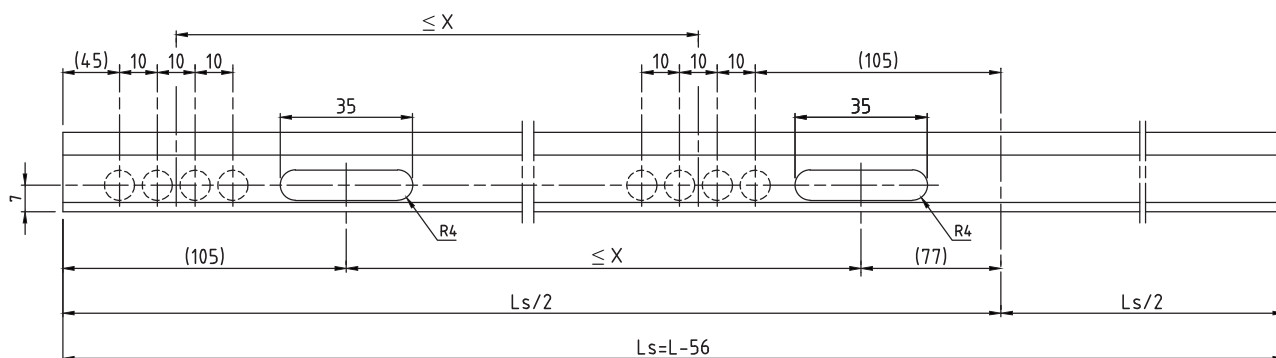
Nota: Disegni fuori scala

Lavorazioni

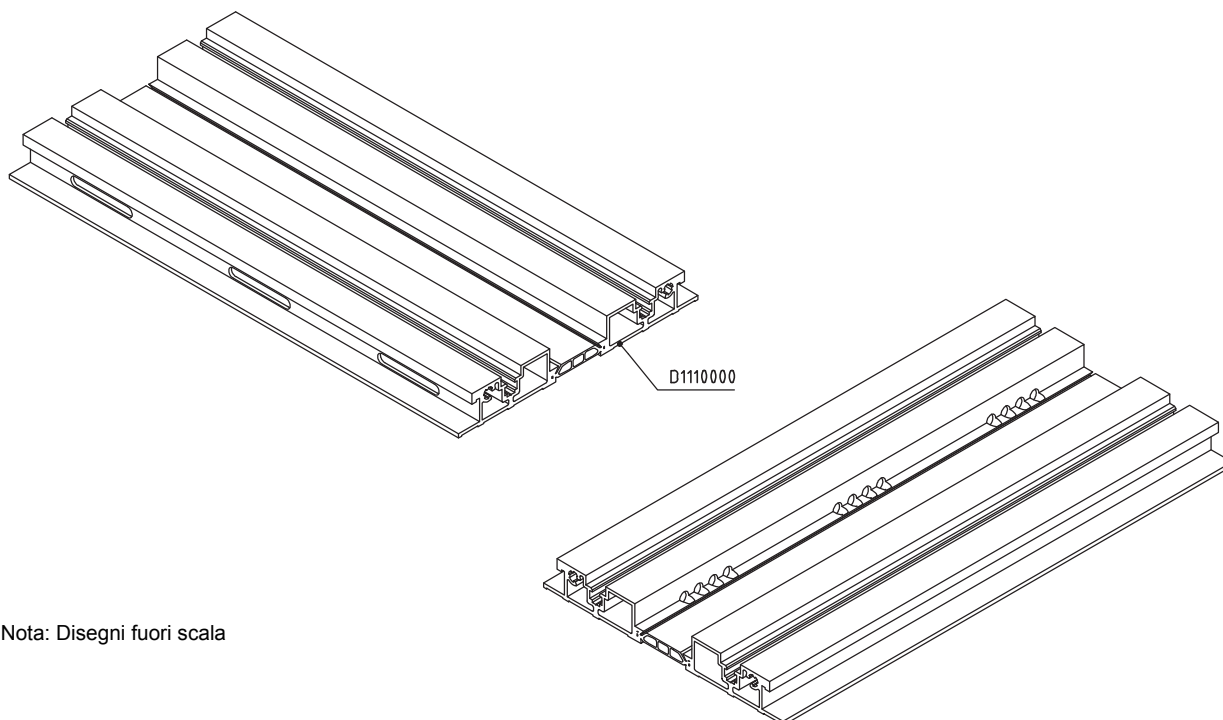
DESCRIZIONE	ACCESSORI	ATTREZZATURA
LAVORAZIONE SCARICO ACQUA "LATO BAGNATO"		Pantografo



Ls = Lunghezza soglia D1110000



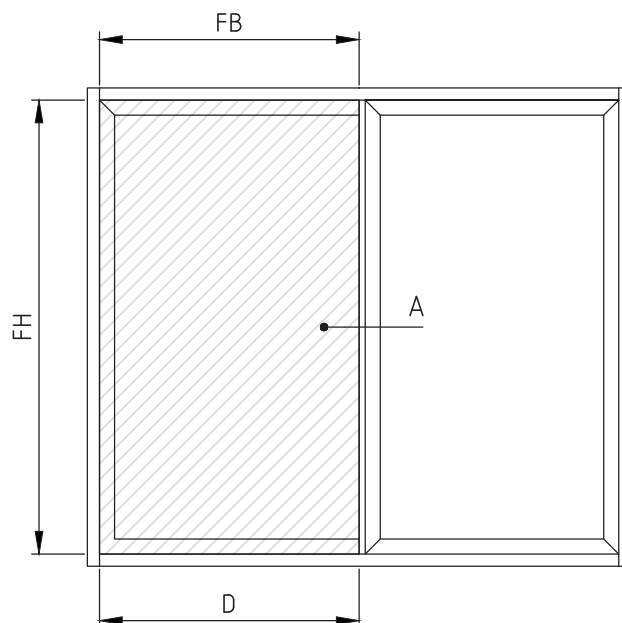
Nota: Per quota X vedi Lav. "Drenaggio lato bagnato"



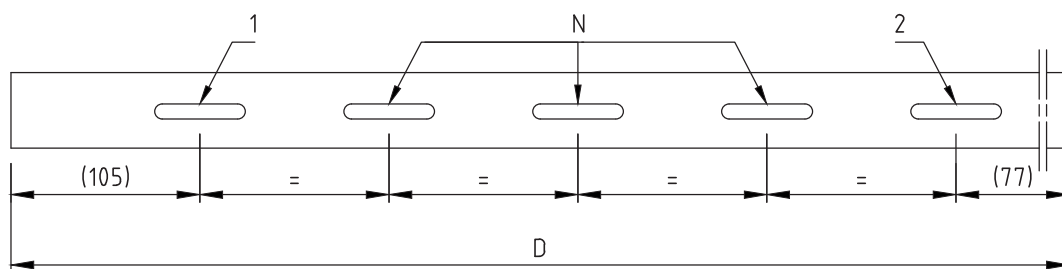
Nota: Disegni fuori scala

Lavorazioni

DESCRIZIONE	ACCESSORI	ATTREZZATURA
DRENAGGIO "LATO BAGNATO"		PANTOGRAFO



$$A \text{ (mq)} = FB \times FH = N$$



- D: lunghezza gocciolatoio esposto alle intemperie, necessità di drenaggio
- A: superficie anta esposta alle intemperie in mq
- N: numero di scarichi addizionali, ad intervallo equidistante tra scarichi 1 e 2 (valore arrotondato di A)

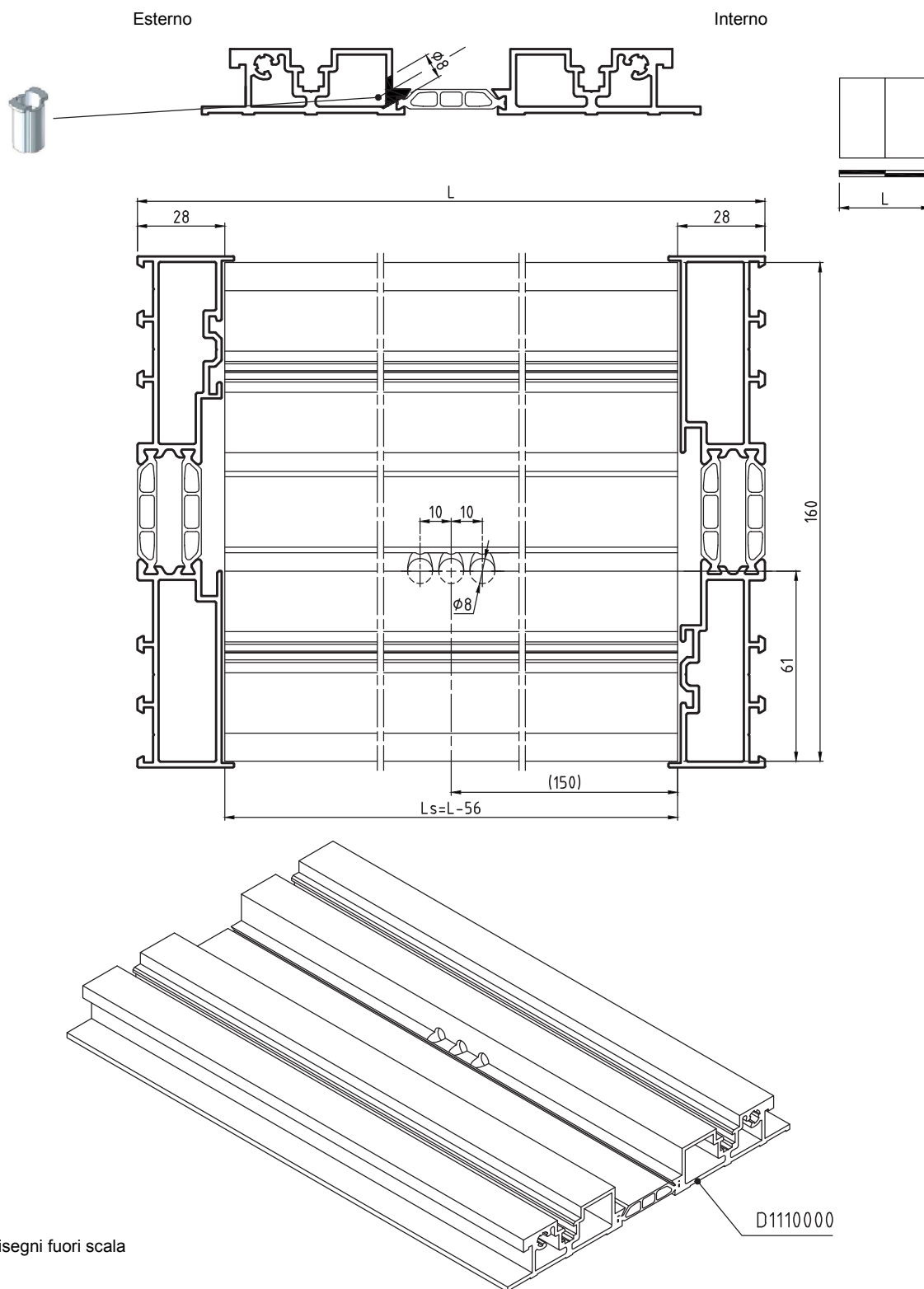
Esempio:

A = 2,4 mq → N = 2 → numero totale di scarichi per anta = 4

A = 2,6 mq → N = 3 → numero totale di scarichi per anta = 5

Lavorazioni

DESCRIZIONE	ACCESSORI	ATTREZZATURA
LAVORAZIONE SCARICO ACQUA "LATO COPERTO"	D4076010	Pantografo

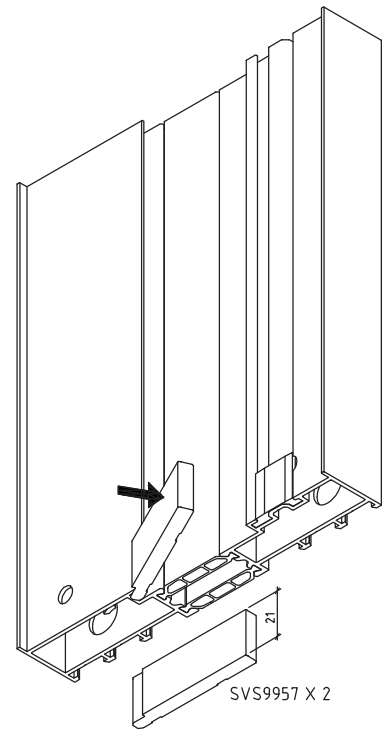
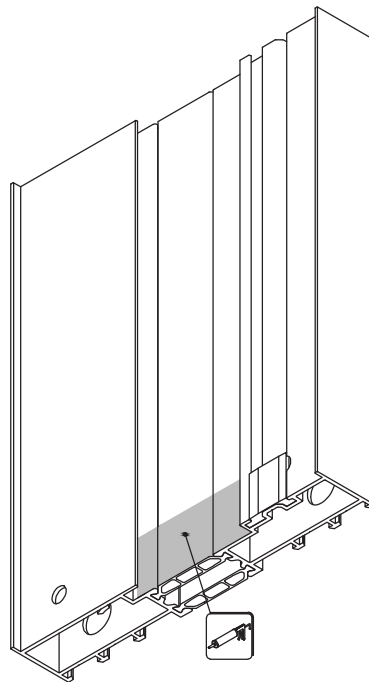
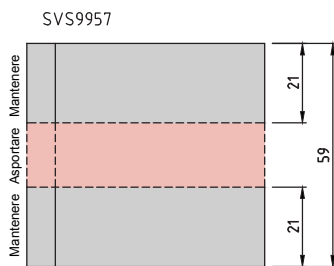
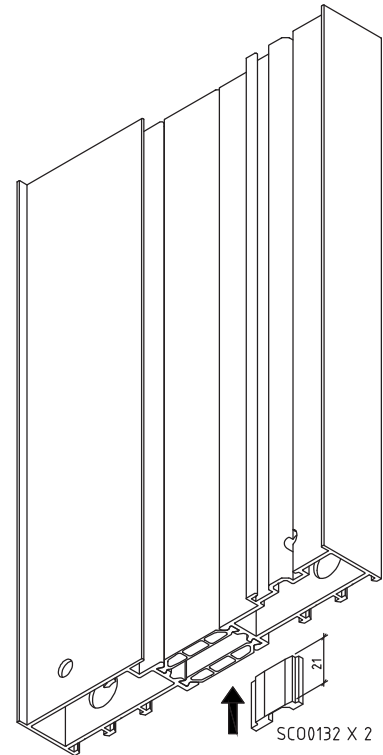
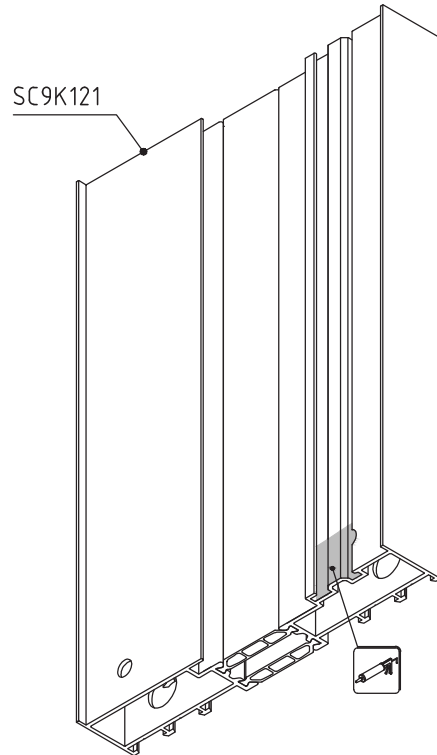
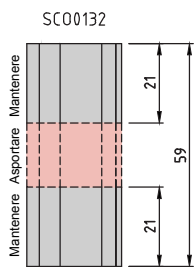


Nota: Disegni fuori scala

M - Soglia ribassata

Lavorazioni

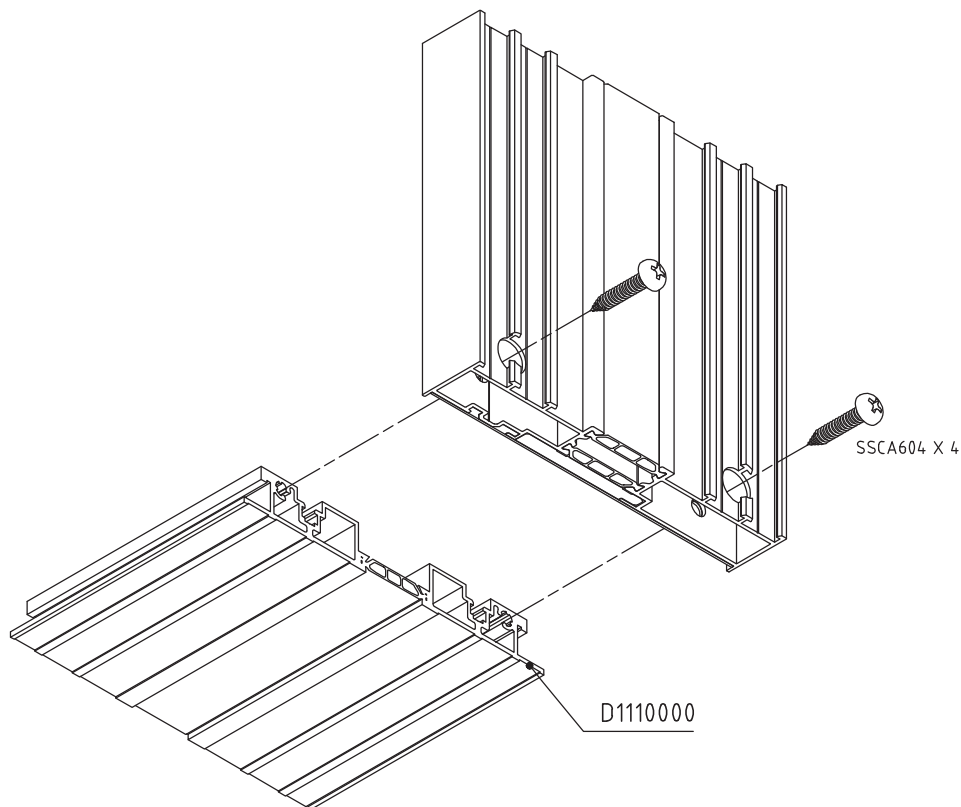
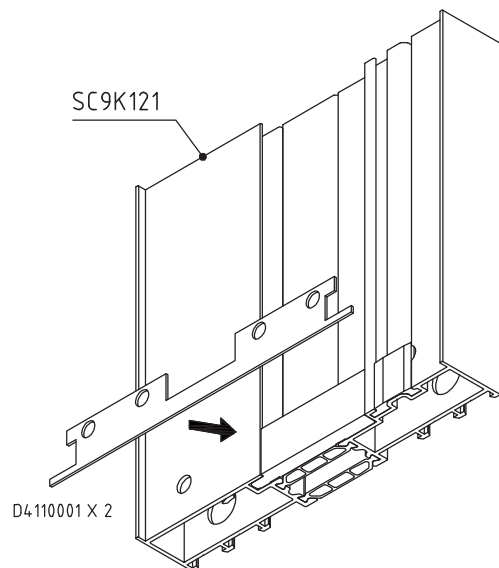
DESCRIZIONE	ACCESSORI	ATTREZZATURA
ADATTAMENTO ACCESSORI ESISTENTI	SC00132 SVS9957	



Nota: Disegni fuori scala

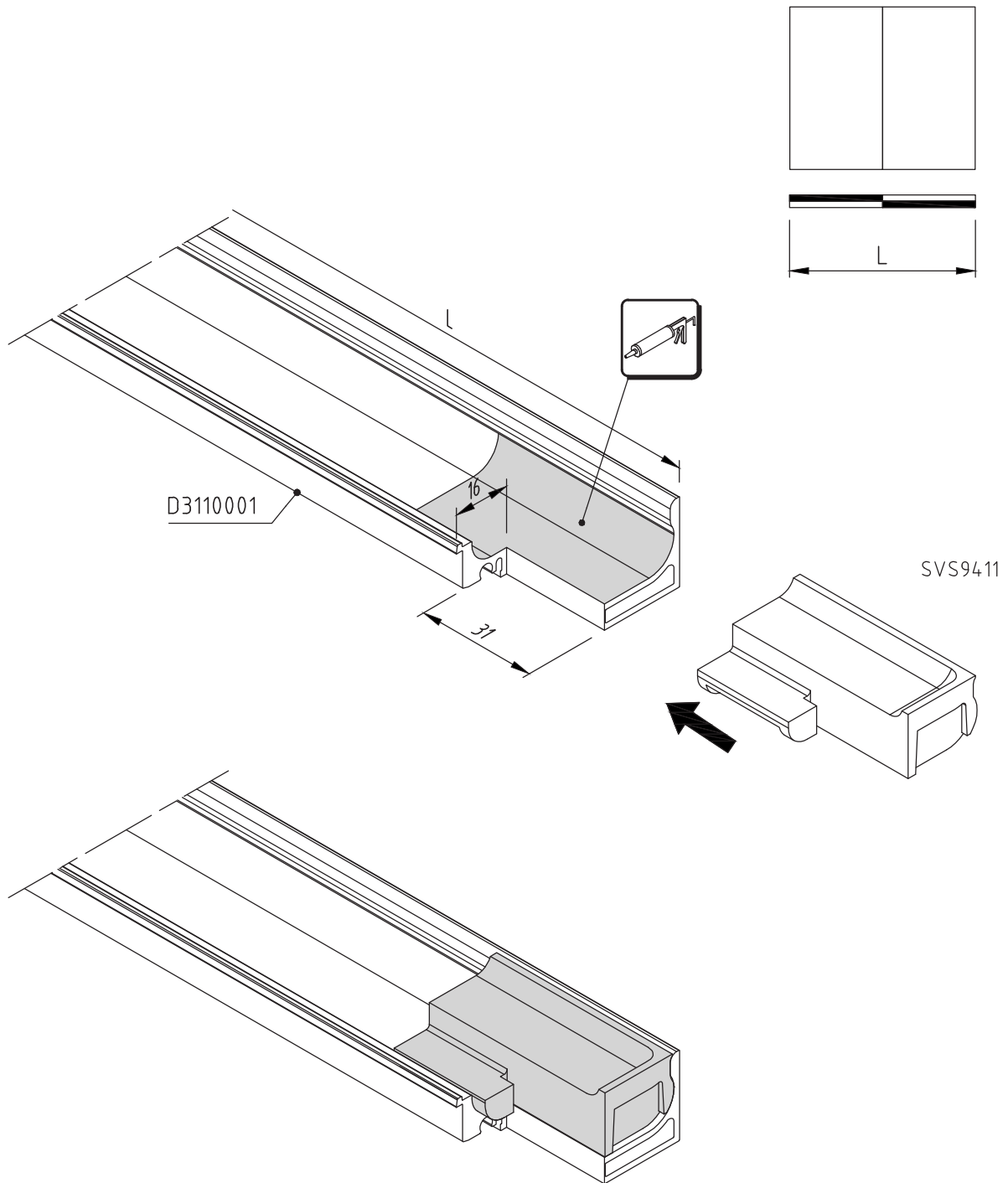
Lavorazioni

DESCRIZIONE	ACCESSORI	ATTREZZATURA
ASSEMBLAGGIO MONTANTE/TAPPO/SOGLIA D1110000	D4110001 SSCA604	



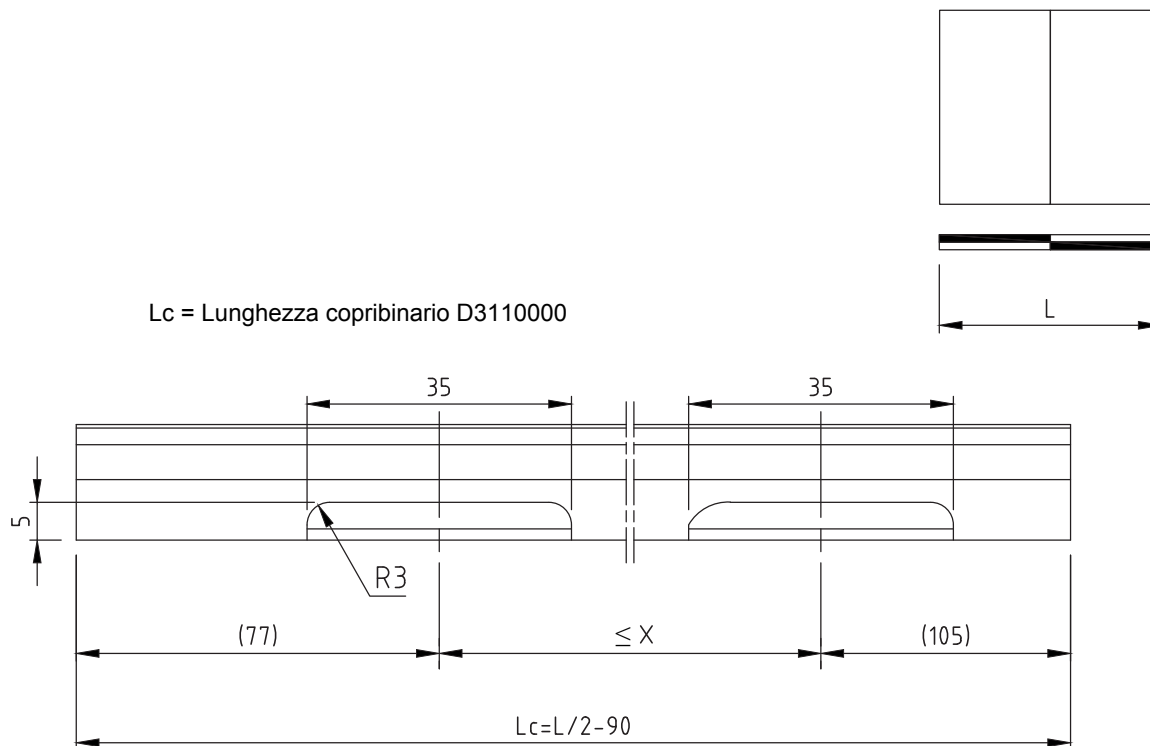
Lavorazioni

DESCRIZIONE	ACCESSORI	ATTREZZATURA
LAVORAZIONE RACCOGLI CONDENSA INTERNO	SVS9411	PANTOGRAFO

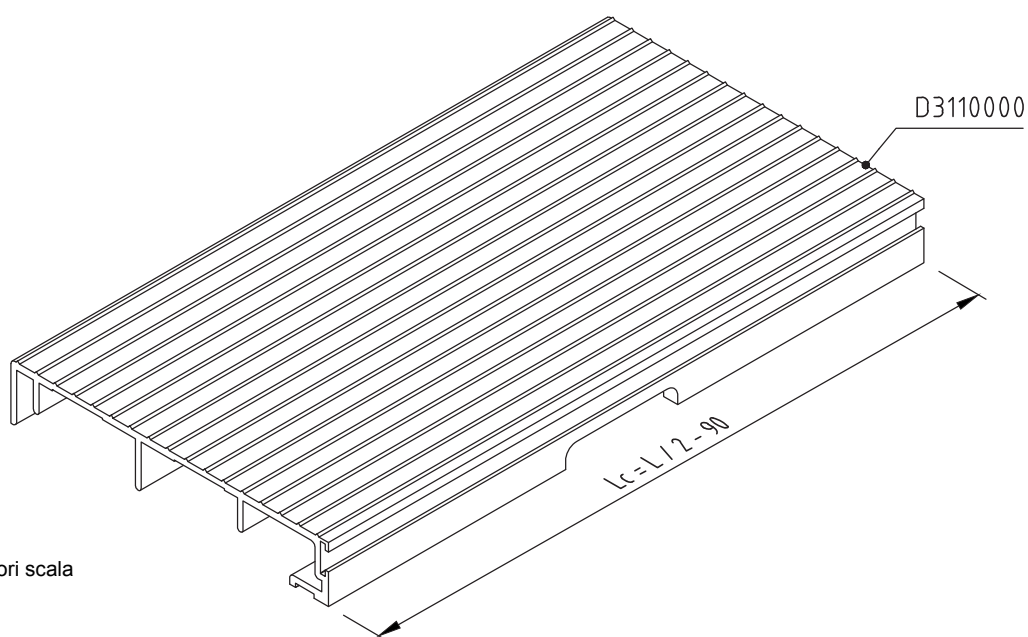


Lavorazioni

DESCRIZIONE	ACCESSORI	ATTREZZATURA
LAVORAZIONE DRENAGGIO SU PR OFILATO D3110000		PANTOGRAFO



Nota: Per quota X vedi Lav. "Drenaggio lato bagnato"



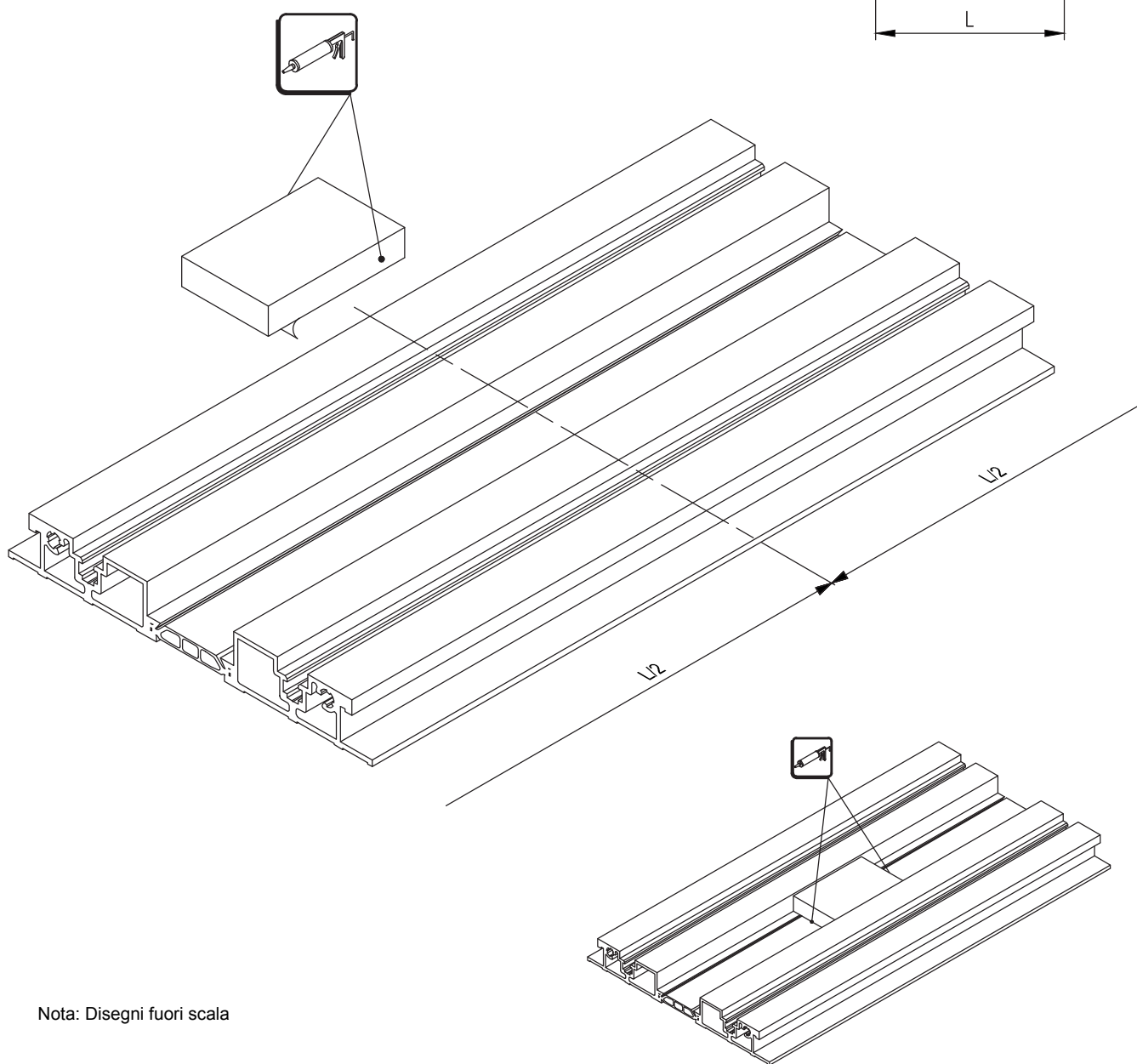
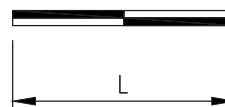

Nota: Disegni fuori scala

M - Soglia ribassata

Lavorazioni

DESCRIZIONE	ACCESSORI	ATTREZZATURA
APPLICAZIONE TAPPO CENTRALE	D4110000	

- 1 - Togliere la protezione della pellicola adesiva
- 2 - Sigillare i lati più lunghi
- 3 - Posizionare il tappo in mezzeria della soglia (o mezzeria del nodo centrale)
- 4 - Sigillare i lati più corti



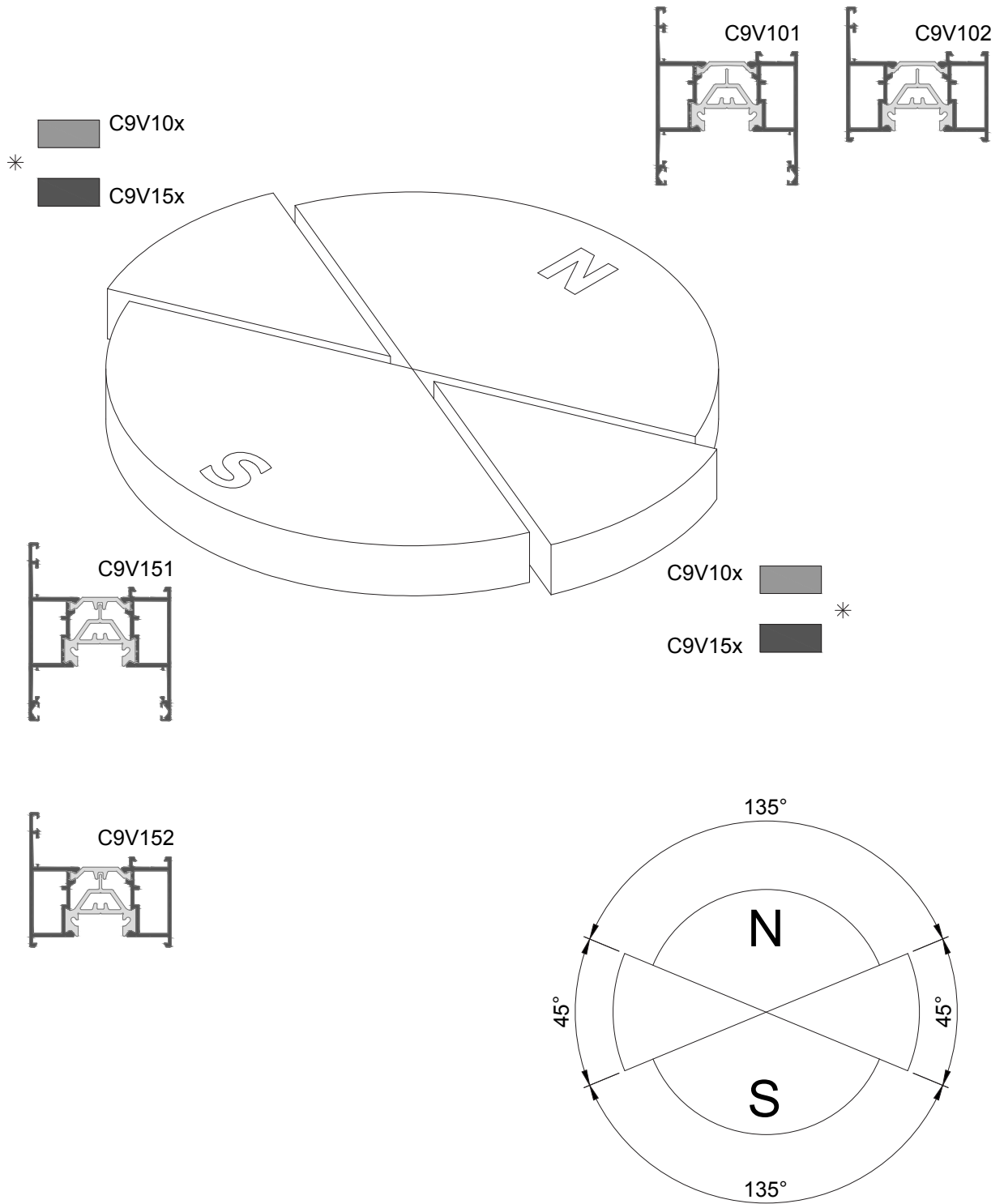
Nota: Disegni fuori scala

Allegati

Contenuto

Allegati	N1
Consigli utilizzo profili bi-metal	N2
Limiti di impiego - Alzante scorrevole	N3
2 Binari - Alzante scorrevole	N3
2 Binari - Alzante scorrevole - Incontro rinforzato	N4
2 Binari - Alzante scorrevole con 4 parti	N5
1 Binario - Alzante scorrevole	N6
Limiti di impiego - Incontro ridotto	N7
2 Binari - Alzante scorrevole C9V107-C9V108+C9A016	N7
2 Binari - Alzante scorrevole C9V107-C9V110+C9A016	N8
2 Binari C9V109-C9V110+C9A016	N9
1 Binari C9V110-C9T108*C9A016-C9A027	N10
1 Binari C9V108-C9T108*C9A016-C9A027	N11
Pagine di riferimento rapido	N12
Drenaggio 2 binari - Tagli 45°	N12
Drenaggio 3 binari - Tagli 45°	N13
Modulo d'ordine per telaio vulcanizzato RU0007	N14
Modulo d'ordine per telaio vulcanizzato RU0009	N15
Valori Uw - Finestre	N16
Info - 2018-019	N17

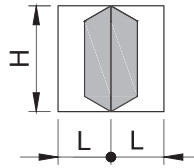
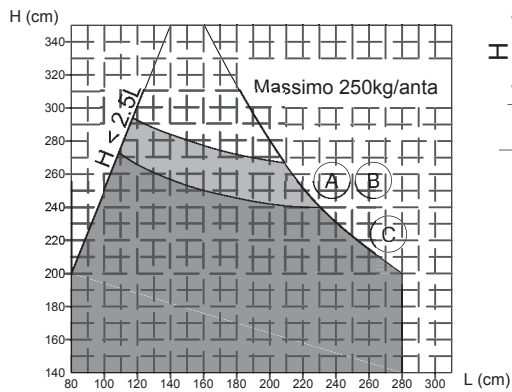
Consigli utilizzo profili bi-metal



* C9V10x / C9V15x: colori chiari, colori scuri.

Limiti di impiego - Alzante scorrevole

2 BINARI - ALZANTE SCORREVOLE



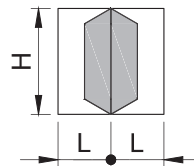
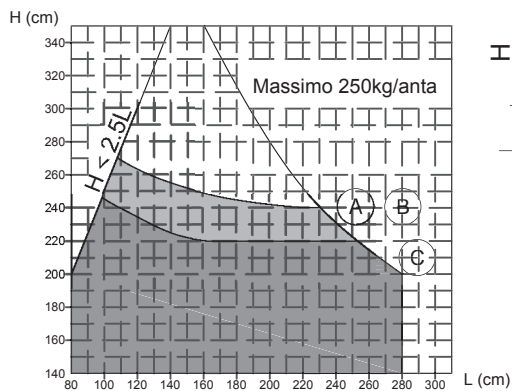
Carico del vento 800 Pa

Classe A 1/150

Classe B 1/200

Classe C 1/300

Secondo EN 12210



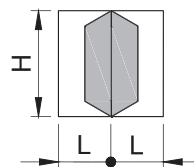
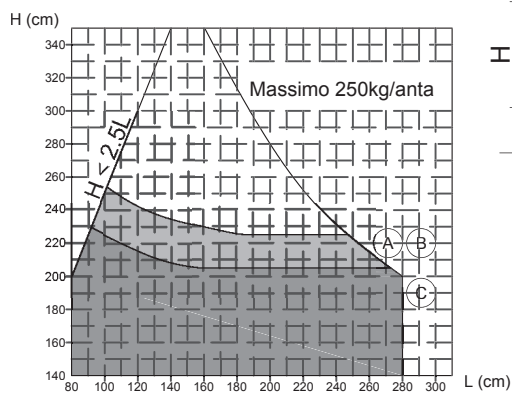
Carico del vento 1200 Pa

Classe A 1/150

Classe B 1/200

Classe C 1/300

Secondo EN 12210



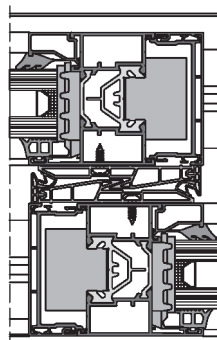
Carico del vento 1600 Pa

Classe A 1/150

Classe B 1/200

Classe C 1/300

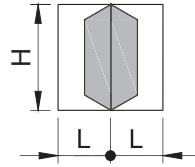
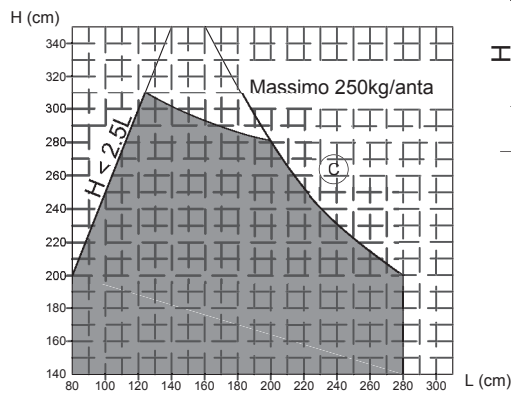
Secondo EN 12210



Alzante scorrevole: $L > 2600$ mm, si prega di contattare l'ufficio tecnico.

Limiti di impiego - Alzante scorrevole

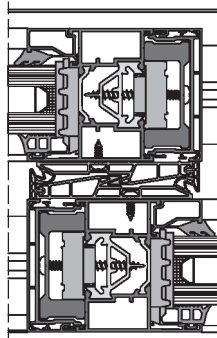
2 BINARI - ALZANTE SCORREVOLE - INCONTRO RINFORZATO



Carico del vento 1200 Pa

Classe \textcircled{C} 1/300

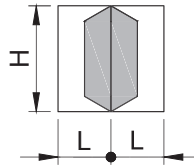
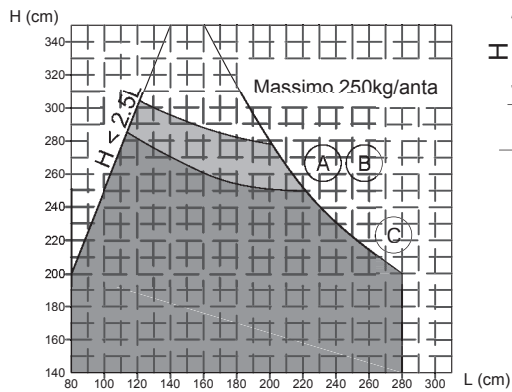
Secondo EN 12210



Alzante scorrevole: $L > 2600$ mm, si prega di contattare l'ufficio tecnico.

Limiti di impiego - Alzante scorrevole

2 BINARI - ALZANTE SCORREVOLE CON 4 PARTI



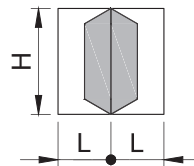
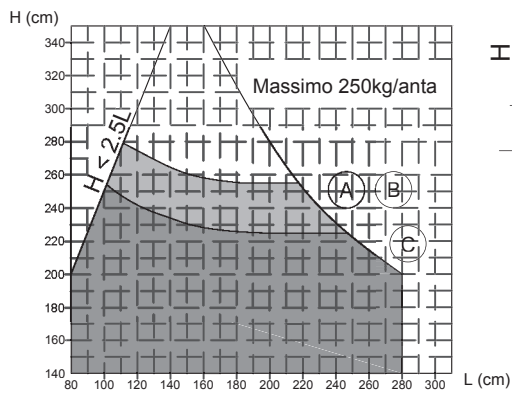
Carico del vento 800 Pa

Classe A 1/150

Classe B 1/200

Classe C 1/300

Secondo EN 12210



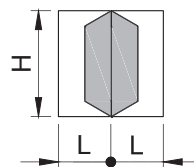
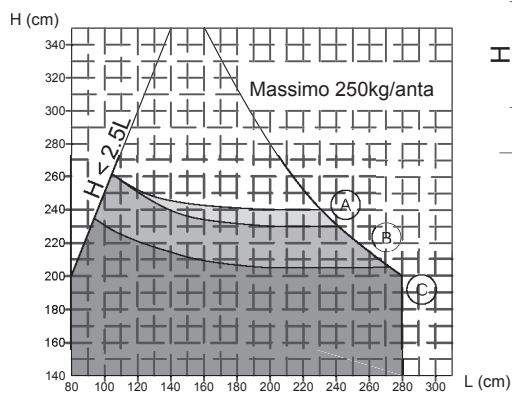
Carico del vento 1200 Pa

Classe A 1/150

Classe B 1/200

Classe C 1/300

Secondo EN 12210



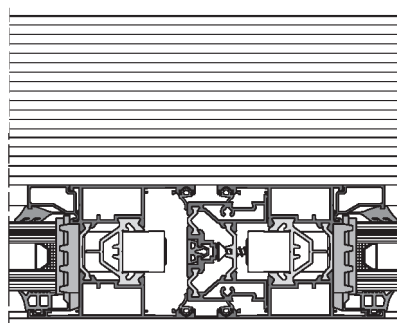
Carico del vento 1600 Pa

Classe A 1/150

Classe B 1/200

Classe C 1/300

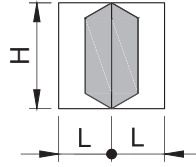
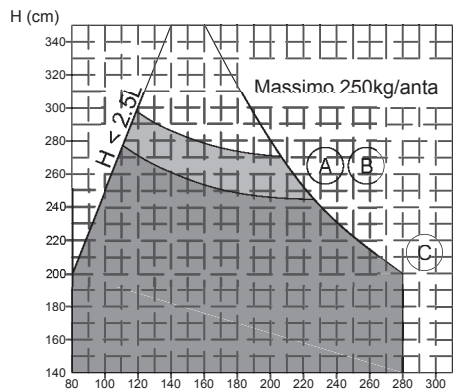
Secondo EN 12210



Alzante scorrevole: $L > 2600$ mm, si prega di contattare l'ufficio tecnico.

Limiti di impiego - Alzante scorrevole

1 BINARIO - ALZANTE SCORREVOLE



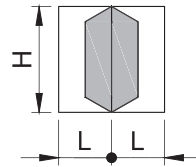
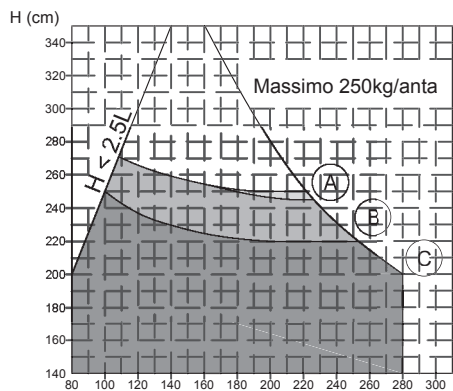
Carico del vento 800 Pa

Classe A 1/150

Classe B 1/200

Classe C 1/300

Secondo EN 12210



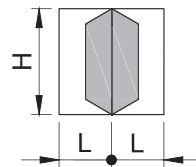
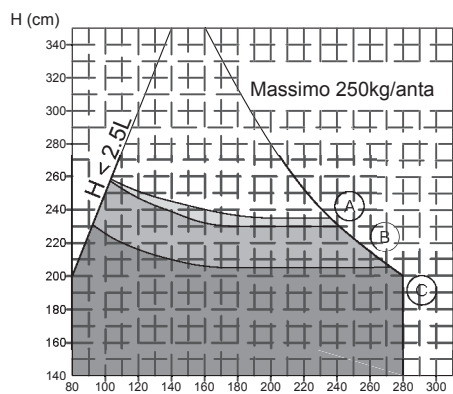
Carico del vento 1200 Pa

Classe A 1/150

Classe B 1/200

Classe C 1/300

Secondo EN 12210



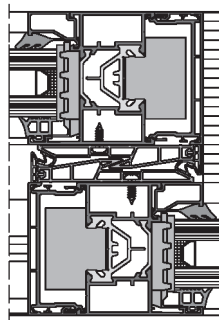
Carico del vento 1600 Pa

Classe A 1/150

Classe B 1/200

Classe C 1/300

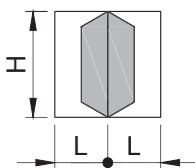
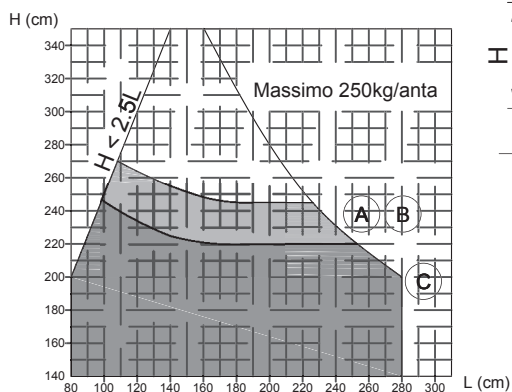
Secondo EN 12210



Alzante scorrevole: $L > 2600$ mm, si prega di contattare l'ufficio tecnico.

Limiti di impiego - Incontro ridotto

2 BINARI - ALZANTE SCORREVOLE C9V107-C9V108+C9A016



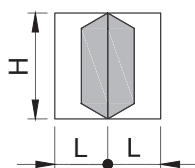
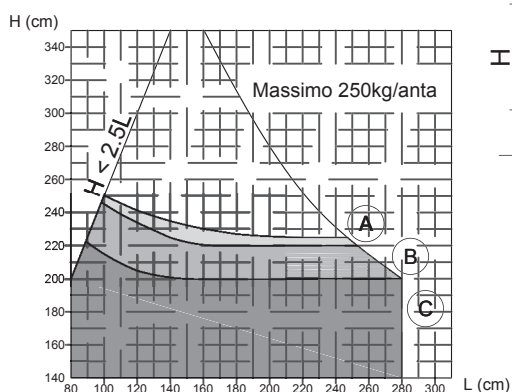
Carico del vento 800 Pa

Classe A 1/150

Classe B 1/200

Classe C 1/300

Secondo EN 12210



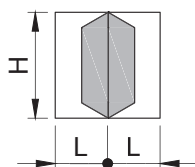
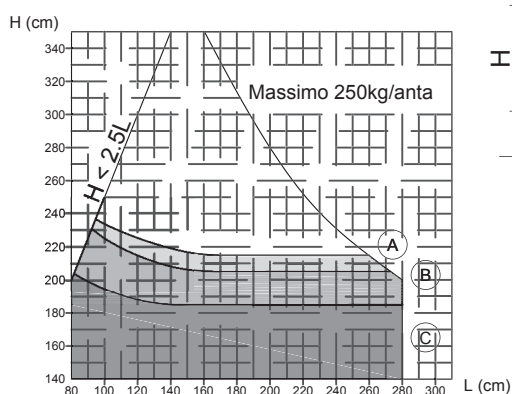
Carico del vento 1200 Pa

Classe A 1/150

Classe B 1/200

Classe C 1/300

Secondo EN 12210



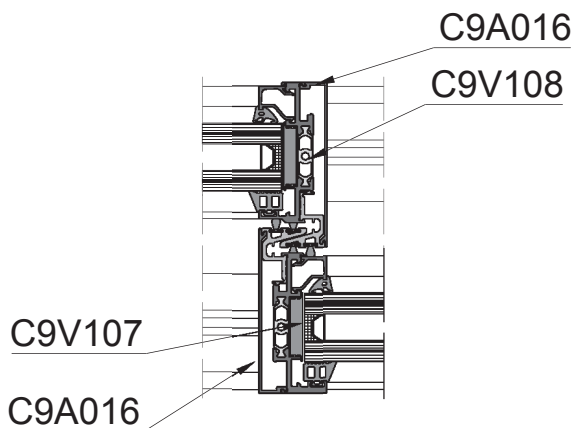
Carico del vento 1600 Pa

Classe A 1/150

Classe B 1/200

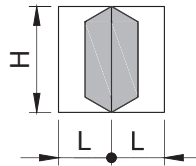
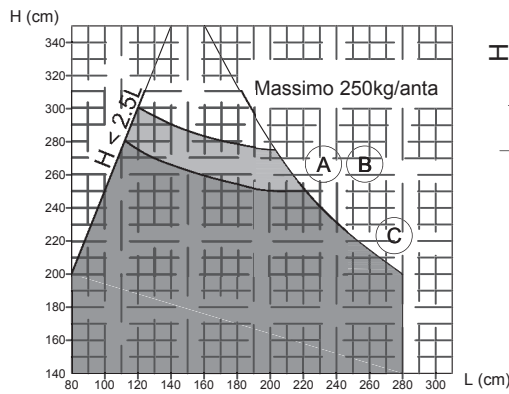
Classe C 1/300

Secondo EN 12210



Alzante scorrevole: $L > 2600$ mm, si prega di contattare l'ufficio tecnico.

Limiti di impiego - Incontro ridotto 2 BINARI - ALZANTE SCORREVOLE C9V107-C9V110+C9A016



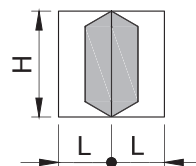
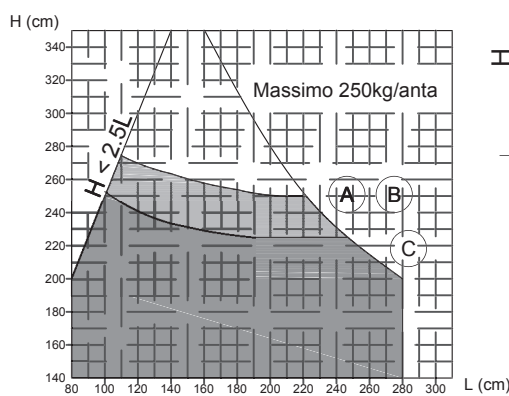
Carico del vento 800 Pa

Classe A 1/150

Classe B 1/200

Classe C 1/300

Secondo EN 12210



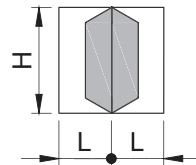
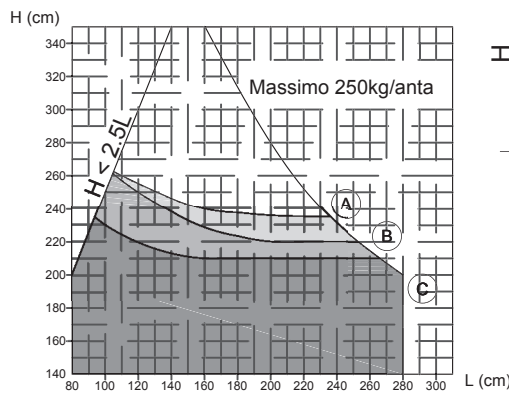
Carico del vento 1200 Pa

Classe A 1/150

Classe B 1/200

Classe C 1/300

Secondo EN 12210



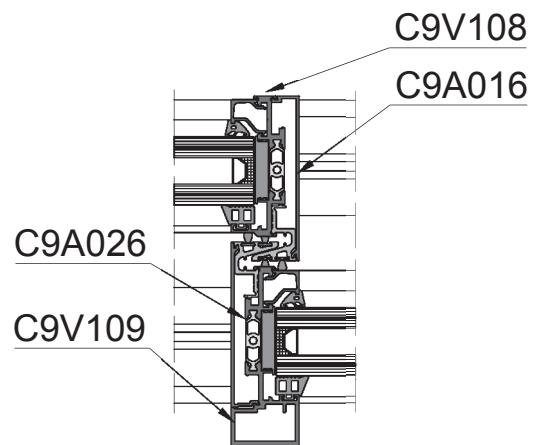
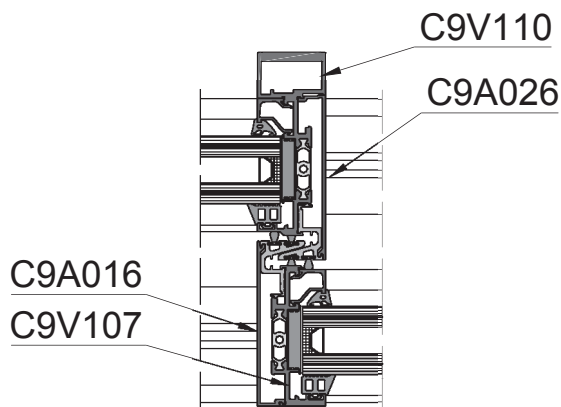
Carico del vento 1600 Pa

Classe A 1/150

Classe B 1/200

Classe C 1/300

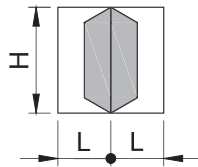
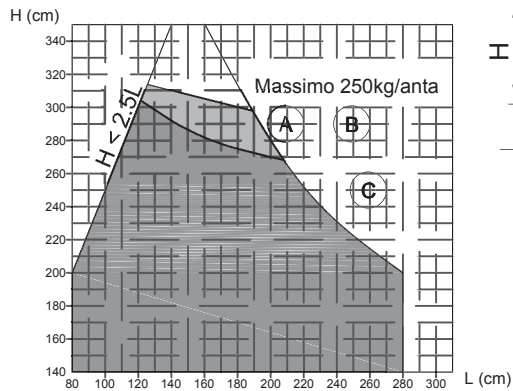
Secondo EN 12210



Alzante scorrevole: $L > 2600$ mm, si prega di contattare l'ufficio tecnico.

Limiti di impiego - Incontro ridotto

2 BINARI C9V109-C9V110+C9A016



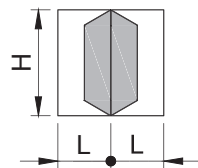
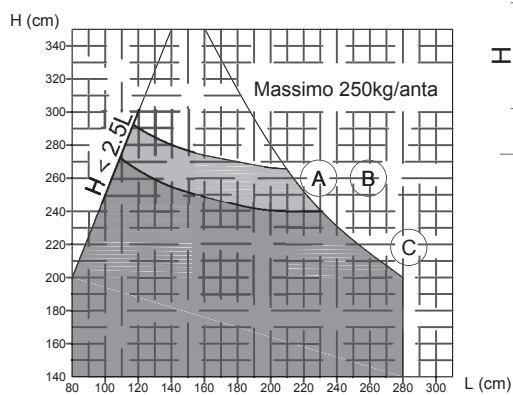
Carico del vento 800 Pa

Classe A 1/150

Classe B 1/200

Classe C 1/300

Secondo EN 12210



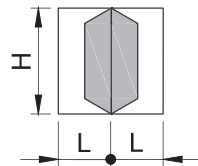
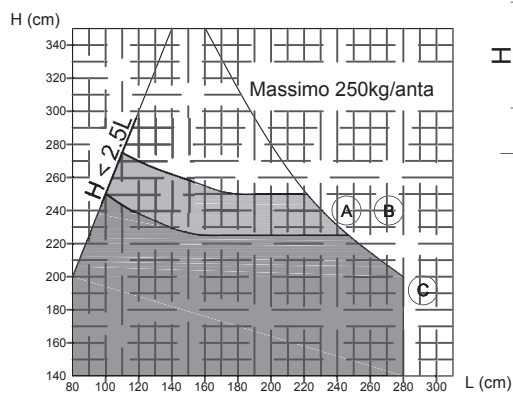
Carico del vento 1200 Pa

Classe A 1/150

Classe B 1/200

Classe C 1/300

Secondo EN 12210



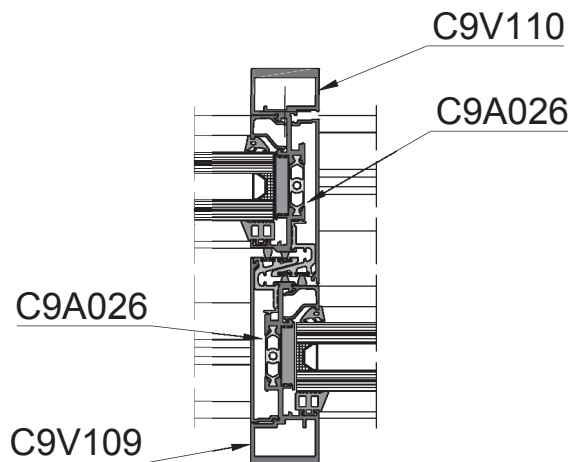
Carico del vento 1600 Pa

Classe A 1/150

Classe B 1/200

Classe C 1/300

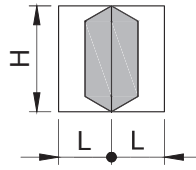
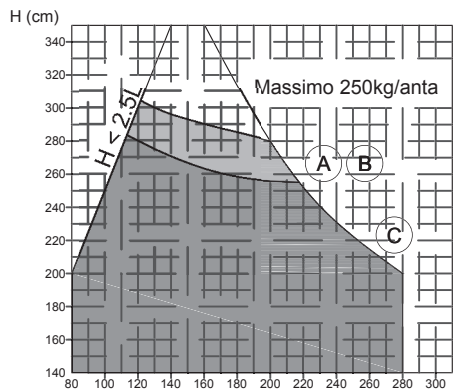
Secondo EN 12210



Alzante scorrevole: $L > 2600$ mm, si prega di contattare l'ufficio tecnico.

Limiti di impiego - Incontro ridotto

1 BINARIO C9V110-C9T108*C9A016-C9A027



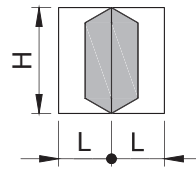
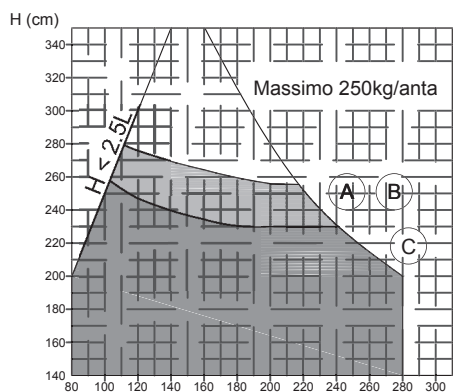
Carico del vento 800 Pa

Classe A 1/150

Classe B 1/200

Classe C 1/300

Secondo EN 12210



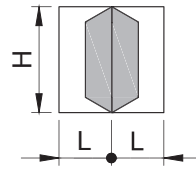
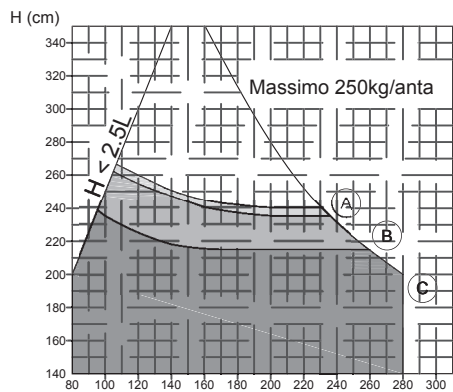
Carico del vento 1200 Pa

Classe A 1/150

Classe B 1/200

Classe C 1/300

Secondo EN 12210



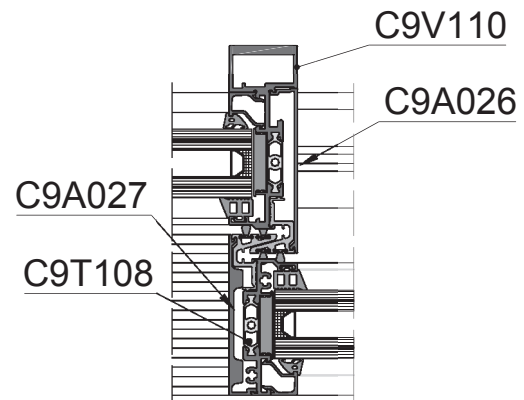
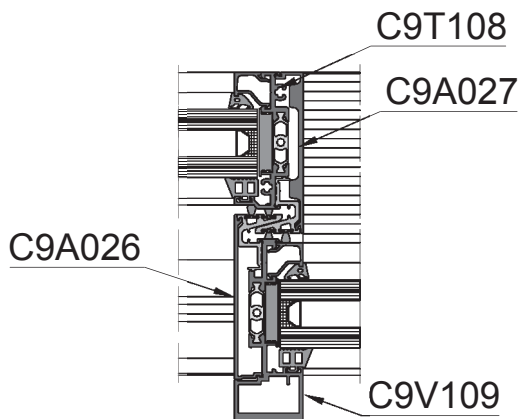
Carico del vento 1600 Pa

Classe A 1/150

Classe B 1/200

Classe C 1/300

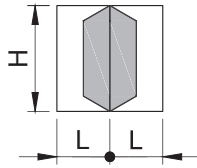
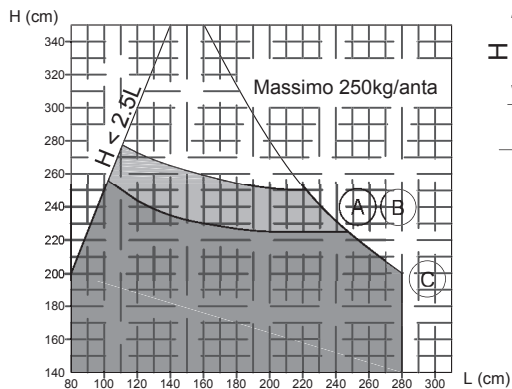
Secondo EN 12210



Alzante scorrevole: $L > 2600$ mm, si prega di contattare l'ufficio tecnico.

Limiti di impiego - Incontro ridotto

1 BINARIO C9V108-C9T108*C9A016-C9A027



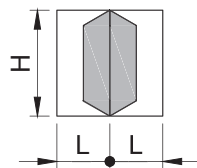

Carico del vento 800 Pa

Classe A 1/150

Classe B 1/200

Classe C 1/300

Secondo EN 12210



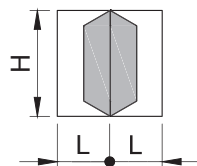

Carico del vento 1200 Pa

Classe A 1/150

Classe B 1/200

Classe C 1/300

Secondo EN 12210



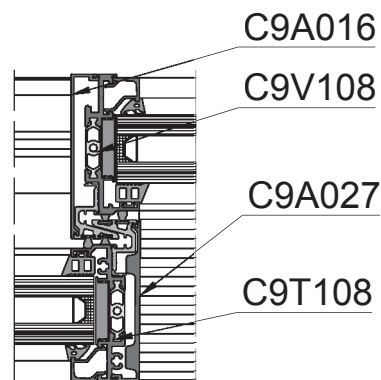
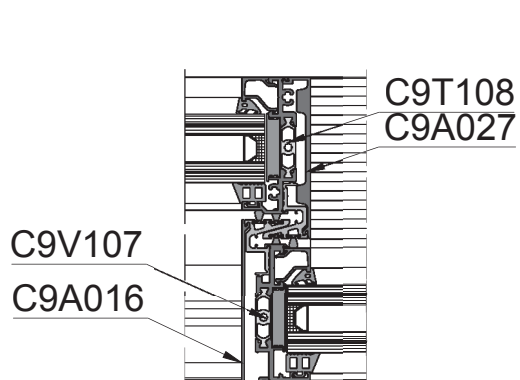
Carico del vento 1600 Pa

Classe A 1/150

Classe B 1/200

Classe C 1/300

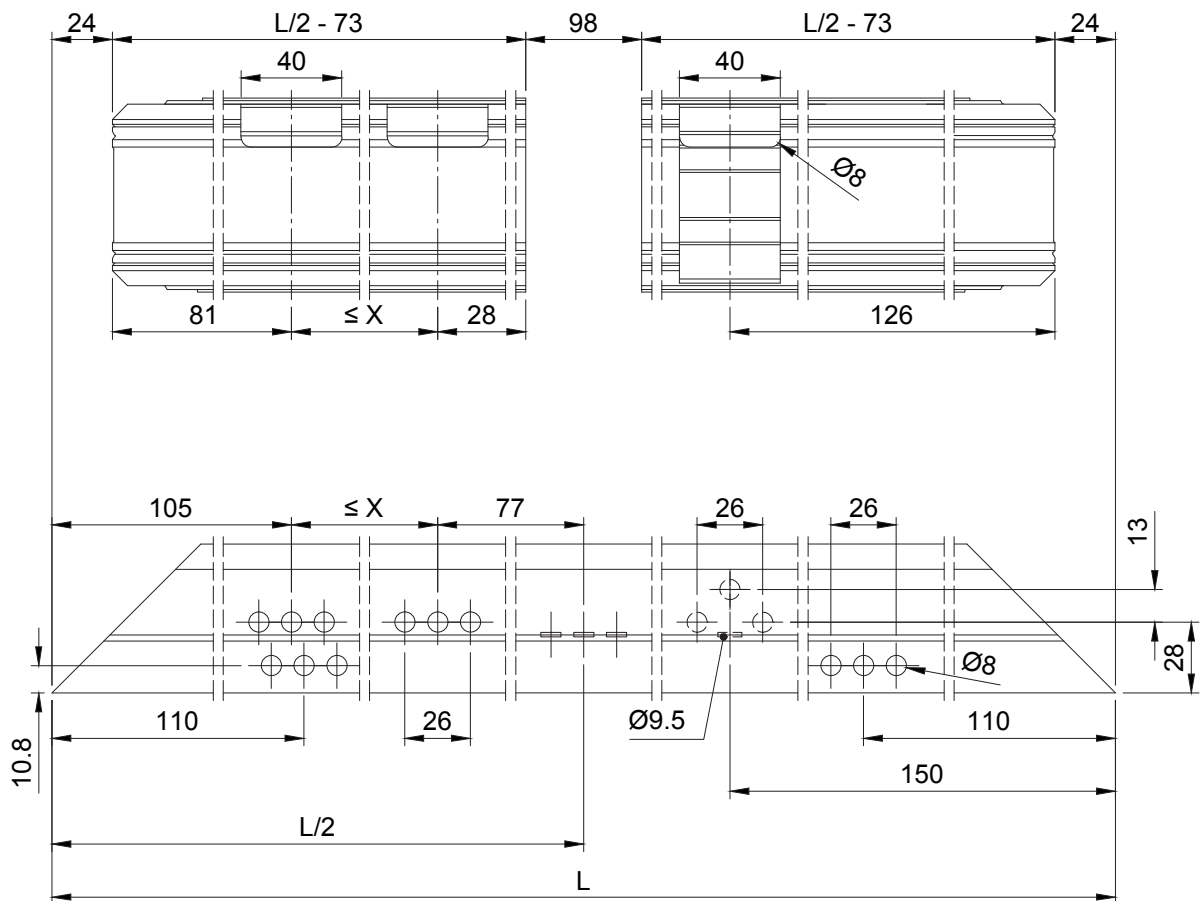
Secondo EN 12210



Alzante scorrevole: $L > 2600$ mm, si prega di contattare l'ufficio tecnico.

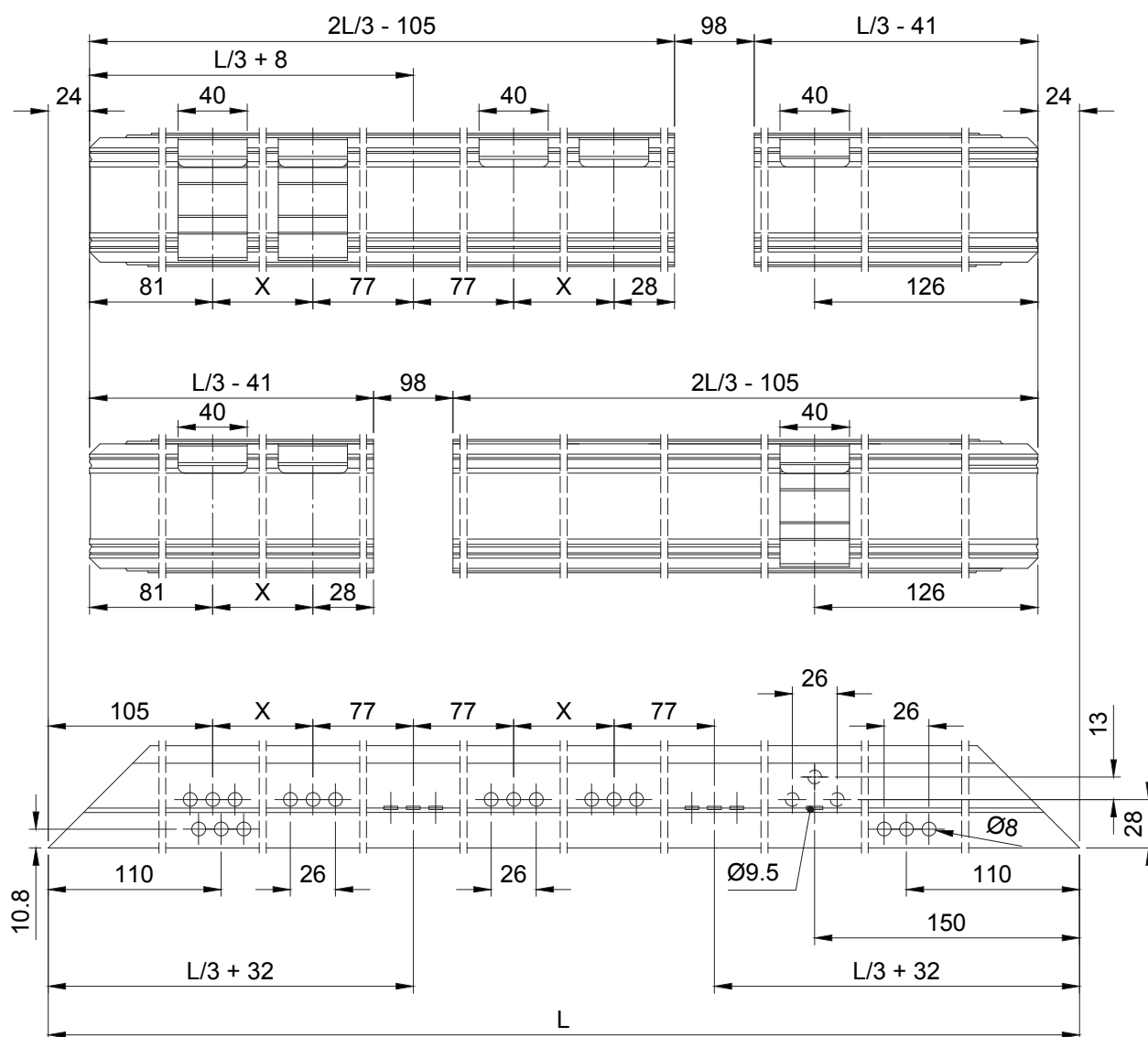
DRENAGGIO 2 BINARI TAGLI 45°


2 / 3



 C160-ASS-3125

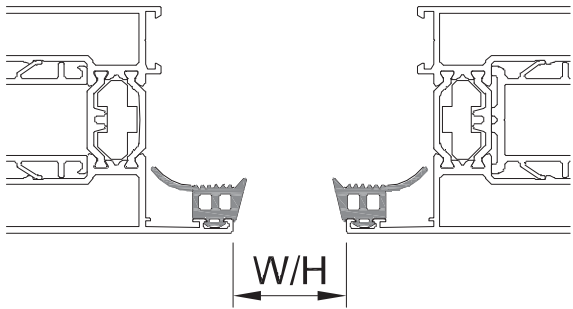
DRENAGGIO 3 BINARI TAGLI 45°



 C160-ASS-3120

Modulo d'ordine per telaio vulcanizzato RU0007

Modulo d'ordine per telaio vulcanizzato RU0007

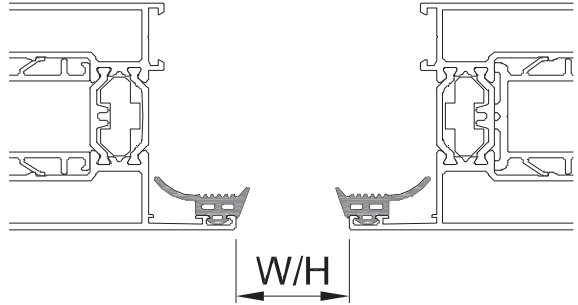
- Data dell'ordine - Cliente: - Cantiere: - Numero d'ordine:	<h3>RU0007</h3> 
- Tempi di consegna richiesti (minimo 4 settimane):	

Posizione	Larghezza W (mm)	Altezza H (mm)	Quantità	Prezzo netto
1.				
2.				
3.				
4.				
5.				
6.				
7.				
8.				
9.				
10.				
11.				
12.				

Tolleranza di produzione L / H < 1 m: -0 +0,5 cm e L / H > 1 m: -0 +1 cm.

Modulo d'ordine per telaio vulcanizzato RU0009

Modulo d'ordine per telaio vulcanizzato RU0009.

- Data dell'ordine - Cliente: - Cantiere: - Order number:	<h3>RU0009</h3> 
- Tempi di consegna richiesti (minimo 4 settimane):	

Posizione	Larghezza W (mm)	Altezza H (mm)	Quantità	Prezzo netto
1.				
2.				
3.				
4.				
5.				
6.				
7.				
8.				
9.				
10.				
11.				
12.				

Tolleranza di produzione L / H < 1 m: -0 +0,5 cm e L / H > 1 m: -0 +1 cm.

Valori U_w - Finestre

Per la determinazione del valore U_w di una finestra, ci sono 3 possibili metodi:

1. Determinazione del valore U_w secondo la EN ISO 10077-1

2. Calcolo secondo la EN ISO 10077-1

- telaio: U_f Calcolo secondo la EN ISO 10077-2 o misura secondo la EN 12412-2
- vetratura: U_g Calcolo secondo la EN 673
- trasmittanza termica lineare: $\Psi(\text{psi})$ Calcolo secondo la EN ISO 10077-1
- finestre e porte: U_w Calcolo secondo la EN ISO 10077-1

3. Misura secondo la EN 12567-2

Misura del valore U_w con le dimensioni 1230 mm (larghezza) and 1480 mm (altezza).

Per la maggior parte delle finestre, è opportuno eseguire il calcolo tenendo conto delle superfici dei materiali contigui come specificato in EN ISO 10077-1:

$$U_w = \frac{\sum A_g U_g + \sum A_p U_p + \sum A_f U_f + \sum L_{g,p} \Psi_{g,p}}{\sum A_g + A_p + A_f}$$

Con:

A_g, A_f, A_p = superficie del vetro, pannello, profilo

U_g, U_p, U_f = coefficiente di trasmissione termica del vetro, pannello e profilo

$L_{g,p}$ = contorno del bordo di vetro

$\Psi_{g,p}$ = coefficiente di trasmissione termica lineare.

Per il calcolo del valore U_f in conformità con EN10077-1, ogni combinazione di telaio possibile all'interno di un sistema di finestre e porte ha un valore U_f diverso.

I valori U_f in configurazione **Basic** sono compresi fra 1.88 e 3.30 W/m²K.

I valori U_f in configurazione **SI** sono compresi fra 1.75 e 2.85 W/m²K.

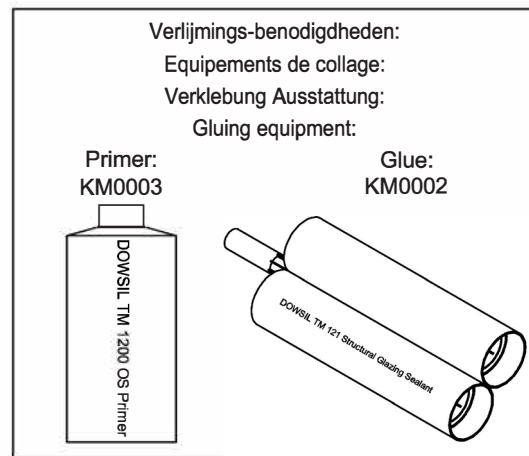
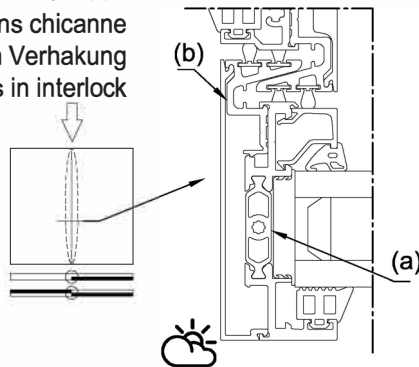
I valori U_f in configurazione **SHI** sono compresi fra 1.40 e 2.75 W/m²K.

Con il nostro programma SapaThermic, puoi integrare tutte le possibili combinazioni di telaio ed anta in una finestra e ottenere così il valore U_w .

INFO

CSL XS (Small Interlock)

Verlijmingen in middenhaak
Collages dans chicanne
Verklebungen in Verhakung
Gluing in interlock



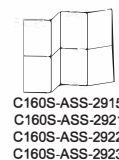
GUIDELINES:

1. CLEAN GLUING Interlock-AREAS → Universal cleaner/degreaser f.i. DOWSIL R-40



glass-sided (a)

cover-sided (b)



2. ADD-ON PRIMER KM0003 ON GLUING AREAS (a) & (b)

3. GLASS-PLACEMENT ACCORDING TO CATALOG INSTRUCTIONS →



4. ADD-ON GLUE KM0002 ON GLUING AREAS (a) & (b) →



glass-sided:

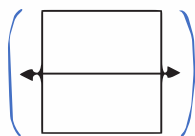
- check glue-appear in holes! (remove excess glue)
- add-on inward glazing gaskets



cover-sided:

- add-on cover cap

5. CHECK: straightness - position gasket



6. SLIDERS IN CLOSED POSITION, CLOSED HANDLE(S). DO NOT OPEN DURING CURING-PROCES!

7. CURING OF GLUE (48hrs.)

Reference Number :	INFO-2018-019	Rev :	A	Date :	02-08-2018	Scale :	1:2	Dossier :	PRO-08743	Serie :	CSL XS
--------------------	---------------	-------	---	--------	------------	---------	-----	-----------	-----------	---------	--------

All rights strictly reserved. Reproduction or issue to third parties in any form whatsoever is not permitted without the written authorization from Sapa Building System

Note



N - Allegati

Condizioni generali di vendita

CONDIZIONI GENERALI DI VENDITA HYDRO BUILDING SYSTEMS ITALY S.p.A. (HBS Italy)

1. PREMESSA

- Le presenti condizioni generali di vendita e la conferma scritta d'ordine di HBS Italy si applicano integralmente all'ordine di acquisto/contratto. Modificazioni o deviazioni devono essere concordate per iscritto tra le Parti.
- L'emissione dell'ordine d'acquisto dall'Acquirente implica l'accettazione integrale delle presenti condizioni generali di vendita di HBS Italy.
- Le presenti condizioni generali di vendita sono riportate in ogni modulo di conferma d'ordine, nei manuali, anche informatici, nei cataloghi e nel sito della HBS Italy e si considerano conosciute da tutti i Compratori.
- Ogni notifica scritta può essere fatta tramite documento firmato dalle Parti, o via lettera, fax, E-mail o altro mezzo di comunicazione come concordato tra le Parti.

2. OFFERTE / QUOTAZIONI

- Le offerte formulate da HBS Italy sono senza impegno e non valgono quale proposta.
- Le offerte sono subordinate alle condizioni generali di vendita di HBS Italy.
- Le presenti condizioni generali di vendita sono riportate nell'offerta di HBS Italy e si intendono accettate mediante invio o consegna dell'Ordine / Commessa.

3. ORDINI /COMMESSE

- Ogni ordine/commessa formulato dall'Acquirente è soggetto ad accettazione scritta (c.d. Conferma) da parte di HBS Italy ed implica l'accettazione delle condizioni generali di HBS Italy.
- Gli ordini devono essere completi e definiti in ogni loro parte mediante Distinta inviata a mezzo fax o e-mail.
- La trasmissione dell'ordine impegna l'Acquirente ai dati contenuti nella propria scheda commerciale consegnatagli da nostro delegato o comunque, se non diversamente specificato per iscritto, ai prezzi, alle condizioni di listino ed alle condizioni generali di vendita di HBS Italy in vigore alla data di conferma d'ordine.
- Eventuali richieste di variazioni, modifiche o cancellazioni da parte dell'Acquirente sono soggette ad approvazione da parte di HBS Italy e dovranno pervenire unicamente e inderogabilmente entro 12 ore lavorative dall'invio dell'ordine solo a mezzo e-mail o fax.
Le 12 ore verranno calcolate considerando data e ora indicate sulla e-mail/fax dell'invio ordine e sulla e-mail/fax di richiesta cancellazione/variazione/modifica.
In caso di variazioni dell'ordine HBS Italy si riserva la facoltà di ritardare i tempi di consegna e di modificare il prezzo.

4. CONFERME D'ORDINE

- La Conferma d'ordine della HBS Italy giungerà all'Acquirente a mezzo e-mail, fax, posta, o a mano.
- La Conferma d'ordine inviata dalla HBS Italy definisce e riporta tutte le condizioni e i contenuti definitivi e vincolanti del Contratto, sostituendosi integralmente all'ordine/commessa.
- La Conferma d'ordine e le presenti condizioni generali di contratto prevarranno in ogni caso su eventuali condizioni generali o particolari di acquisto predisposte dall'Acquirente.
- Qualsiasi condizione scritta o verbale inviata da parte dei nostri collaboratori, funzionari di vendita dipendenti della HBS Italy o agenti di vendita è priva di valore se non riprodotta nel testo della nostra conferma d'ordine o se non confermata per iscritto dalla HBS Italy.

5. OGGETTO DEL CONTRATTO

- Il contratto ha per oggetto la fornitura dei materiali, per i quantitativi specificati nella nostra Conferma d'ordine o in ogni eventuale successiva modifica trasmessa via fax, mail o *brevi manu* dalla HBS Italy.
- Non rientrano nell'oggetto del presente contratto con la HBS Italy i campioni di materiale e i prototipi da sottoporre a prove e/o a test, tutte le informazioni rese in qualsiasi forma o sede per le lavorazioni dei nostri prodotti, quali ad esempio proposte di calcoli, di progetti, di disegni,

informazioni relative all'assemblaggio, all'installazione, alla lavorazione, alle verifiche statiche, all'offerta per gare d'appalto; pertanto HBS Italy non si assume alcuna responsabilità per le fasi di lavorazione successive alla fornitura dei nostri prodotti, anche con riguardo alla loro interazione con altri prodotti.

- In ogni caso, le dimensioni, gli schemi di montaggio e di lavorazione, i prezzi, le prestazioni e gli altri dati figuranti nei cataloghi, nei manuali di lavorazione, nei prospetti, negli annunci pubblicitari, nelle illustrazioni, nei listini prezzi, od in altri documenti illustrativi della HBS Italy, così come le caratteristiche dei modelli e campioni inviati dalla HBS Italy all'Acquirente, hanno carattere di mere indicazioni, non saranno vincolanti e non contengono alcuna promessa di qualità in relazione ai prodotti. Tali dati non hanno valore impegnativo se non sono espressamente richiamati nelle Conferme d'ordine.
- HBS Italy si riserva di apportare in qualunque momento ai propri prodotti quelle modifiche tecniche non sostanziali, dettate da esigenze di produzione, che riterrà convenienti, senza obbligo di comunicazione.

6. PREZZI

- I prezzi delle nostre merci si intendono Carriage Insurance paid To (CIP per gli Incoterms 2010 ICC) salvo diversa pattuizione tra le parti. I pagamenti e ogni altra somma dovuta a qualsiasi titolo alla HBS Italy si intendono netti al domicilio della HBS Italy.
- Qualsiasi sia il metodo di pagamento usato, il pagamento non sarà considerato completato se il conto bancario di HBS Italy sia stato totalmente e irrevocabilmente accreditato.
- I prezzi applicati sono quelli indicati nel listino prezzi della HBS Italy valido al momento della consegna dei nostri prodotti allo spedizioniere, oltre alle rispettive imposte sul valore aggiunto, salvo diversa indicazione da provarsi per iscritto contenuta nella Conferma d'Ordine della HBS Italy o in altro documento proveniente da HBS Italy.

7. CONDIZIONI DI PAGAMENTO

- Il pagamento dovrà essere effettuato, salvo diverso accordo scritto, a fine mese dalla data della fattura o entro il diverso termine indicato nella fattura, a mezzo di ricevuta bancaria, bonifico bancario presso l'istituto bancario indicato dalla HBS Italy o tramite rimessa diretta.
- HBS Italy si riserva di chiedere degli acconti sul prezzo da versare al momento della conclusione del contratto o successivamente.

8. RITARDATI PAGAMENTI

- In caso di ritardato, mancato o parziale pagamento da parte dell'Acquirente, la HBS Italy si riserva il diritto di sospendere immediatamente la fornitura, e/o di risolvere tutti i contratti in essere con l'Acquirente, anche se non relativi al pagamento in questione, fatto salvo al risarcimento del danno.
- In caso di ritardato, mancato o parziale pagamento, su tutte le somme dovute matureranno interessi di mora calcolate ai sensi del decreto legislativo 9 novembre 2012, n. 192 ("Attuazione della direttiva 2011/7/UE del Parlamento Europeo e del Consiglio del 16 febbraio 2011 relativa alla lotta contro i ritardi di pagamento nelle transazioni commerciali) senza necessità di messa in mora e tutti i crediti diventeranno immediatamente esigibili con decadenza dal beneficio del termine.
- Nessuna contestazione per eventuali inadempimenti, né eccezione alcuna, né azioni legali di qualsiasi natura potrà essere sollevata o esercitata dall'Acquirente se non previo integrale pagamento del prezzo.
- Non è ammessa alcuna compensazione fra il prezzo dovuto alla HBS Italy ed eventuali crediti vantati dall'Acquirente.
- L'Acquirente è obbligato al pagamento integrale del prezzo anche in caso di contestazioni.

9. CONSEGNA

- Salvo patto contrario, la fornitura della merce si intende Carriage Insurance paid To (CIP Incoterms 2010).
- È facoltà della HBS Italy effettuare forniture parziali e/o consegne ripartite della merce.

Condizioni generali di vendita

- I termini di consegna indicati nella Conferma d'Ordine non sono termini essenziali, salvo diverso accordo. La forza maggiore o altre circostanze eccezionali o imprevedibili che si verificassero nei confronti della HBS Italy o dei suoi fornitori (quali a mero titolo di esempio scioperi, blocchi stradali, etc.) sospendono i termini per la consegna, senza alcuna responsabilità per la HBS Italy.
 - Qualora vi sia un ritardo nella consegna della merce superiore ai 30 (trenta) giorni, che non dipenda da forza maggiore o da eventi imprevedibili, è fatto obbligo all'Acquirente contestare per iscritto tale ritardo alla HBS Italy, la quale avrà un termine concordato mutualmente tra le Parti per effettuare la consegna. Nessun diritto al risarcimento del danno spetterà all'Acquirente.
 - In caso di consegne ripartite, valgono le precedenti disposizioni.
 - HBS Italy non risponde per danni da anticipata o ritardata consegna, totale o parziale.
- 10. RISCHIO DI DEPERIMENTO DELLA MERCE**
- Il rischio del deperimento o della rovina della merce passa in capo all'Acquirente al più tardi quando la stessa merce lascia gli stabilimenti della HBS Italy ovvero alla consegna secondo l'Incoterm scelto (Incoterms 2010 ICC). A seguito del passaggio dei rischi all'Acquirente, HBS Italy non risponde del deperimento o della rovina della merce.
 - In caso di ritardo da parte dell'Acquirente della presa in consegna della merce, il rischio, qualora non sia già passato in capo all'Acquirente ai sensi del capoverso precedente, si trasmetterà allo stesso alla data di consegna prevista.
 - L'acquirente è obbligato al pagamento integrale del prezzo in caso di danneggiamento o perimento della merce avvenuto dopo il passaggio allo stesso dei rischi.
- 11. VERIFICHE / INSPEZIONI**
- È fatto obbligo all'Acquirente di verificare la conformità della merce e l'assenza di vizi immediatamente alla ricezione della merce e in ogni caso entro un termine di 30 giorni al massimo dalla ricezione della merce, e comunque prima di effettuare qualsiasi lavorazione aggiuntiva sulla stessa.
 - Eventuali contestazioni saranno considerate valide solo se comunicate per iscritto mediante raccomandata a.r. entro 30 (trenta) giorni dalla ricezione della merce.
 - Eventuali vizi occulti dovranno essere denunciati per iscritto mediante raccomandata a.r., entro 8 (otto) giorni dalla scoperta.
 - In ogni caso nessuna denuncia per vizi, difetti o non conformità sarà valida se effettuata oltre un anno dalla consegna.
 - Eventuali denunce dovranno essere dettagliate e specifiche, indicare esattamente i difetti riscontrati e, su richiesta di HBS Italy, dovranno anche comprendere la restituzione del prodotto difettoso a proprie spese, al fine di consentire le verifiche del caso. HBS Italy rimborserà all'Acquirente le spese d'invio ragionevoli e documentate dallo stesso dovute all'invio della merce difettosa a HBS Italy soltanto se il difetto sarà riferibile a difetti materiali e di lavorazione di HBS Italy.
- 12. GARANZIE**
- La HBS Italy garantisce la conformità dei prodotti, intendendo con questo che gli stessi corrispondano per qualità e tipologia a quanto stabilito nel contratto e che siano esenti da vizi che possano impedirne l'uso. I campioni, le indicazioni contenute nei dépliant o le informazioni risultanti da altro materiale pubblicitario non sono vincolanti e non contengono alcuna promessa di qualità in relazione ai prodotti.
 - HBS Italy non si assume alcuna responsabilità circa la conformità del prodotto alle normative di Paesi esteri ove sarà utilizzato o destinato il prodotto, circa eventuali usi speciali, circa gli usi abitualmente previsti nel Paese di destinazione.
 - La garanzia avrà una durata di un anno dalla consegna.
 - Sulle quantità l'Acquirente riconosce alla HBS Italy di accettare quantitativi di fornitura determinati nell'ordine del cliente o dalle minime quantità produttive nel caso di ordini riferiti a prodotti non disponibili a magazzino.
 - La garanzia per i vizi è limitata ai soli vizi dei prodotti dipendenti da difetti di materiale o lavorazione riferibili alla HBS Italy, e non si applica in caso di difetti di installazione o non corretto uso da parte dell'Acquirente. L'onere della prova circa il corretto uso e/o la corretta installazione dei materiali venduti da HBS Italy è a carico dell'Acquirente. La garanzia non si estende a difetti che siano riconducibili a richieste dell'Acquirente, a richieste di imprese terze incaricate dello stesso, alle lavorazioni successive, all'assemblaggio, all'installazione, alle caratteristiche della struttura di destinazione dell'installazione, o ad altre cause che non sono oggetto della fornitura di HBS Italy.
 - HBS Italy non risponde dei difetti di conformità dovuti all'usura normale di quelle parti che, per loro natura, sono soggette ad una rapida e continua usura.
 - In generale, in nessun caso la HBS Italy risponde per difetti di conformità che abbiano la loro causa in un fatto successivo al passaggio dei rischi all'Acquirente ai sensi dell'art. 10.
- 13. CONTENUTO DELLA GARANZIA**
- In caso di contestazione dei vizi nei termini e con le modalità di cui all'art. 11, la HBS Italy eseguirà una verifica del prodotto in contestazione non appena lo stesso verrà inviato presso lo stabilimento della HBS Italy, a spese dell'Acquirente; in caso di impossibilità di spedizione, la HBS Italy effettuerà il sopralluogo, a spese dell'Acquirente. Queste spese saranno rimborsate all'Acquirente se si dimostreranno ragionevoli e documentate e soltanto nel caso in cui i vizi risultassero dovuti a difetti di materiale o lavorazione riferibili a HBS Italy. All'esito delle verifiche la HBS Italy redigerà un verbale contenente il dettaglio degli accertamenti eseguiti. Nel caso in cui saranno accertati dalla HBS Italy i vizi o i difetti contestati, HBS Italy provvederà, gratuitamente, a sua discrezione:
 - a) alla riparazione;
 - b) alla sostituzione mediante la fornitura gratuita Porto Franco dei prodotti dello stesso genere e quantità di quelli risultati non conformi o difettosi, entro un termine ragionevole. Prima della sostituzione della merce l'Acquirente dovrà restituire la merce difettosa alla HBS Italy.
 - La sostituzione s'intende solo in relazione al singolo pezzo danneggiato e non all'intera partita.
 - Non è dovuto alcun risarcimento danni; in particolare l'Acquirente non potrà avanzare altre richieste di risarcimento del danno, di riduzione del prezzo o di risoluzione del contratto.
 - In nessun caso la HBS Italy risponde per danni indiretti o consequenziali, per danni da mancata o ridotta produzione, anche rispetto a già pattuiti termini di consegna, come stabilito nella sezione 24 delle presenti condizioni.
- 14. RISERVA DI PROPRIETÀ'**
- La merce resta di proprietà della HBS Italy fino al completo pagamento del prezzo.
 - Nel caso venga esercitata la riserva di proprietà da parte della HBS Italy, l'Acquirente presta fin da ora il consenso a consentire alla HBS Italy l'accesso presso i luoghi dove è depositata la merce e il diritto a ritirare la merce di proprietà della HBS Italy.
 - Fino a quando sussiste la riserva di proprietà è fatto divieto all'Acquirente, senza il consenso scritto della HBS Italy, di costituire pegno o di vendere a terzi la merce di proprietà della HBS Italy.
 - È fatto obbligo all'Acquirente di comunicare alla HBS Italy tempestivamente per iscritto eventuali pignoramenti o sequestri della merce di proprietà della HBS Italy e di dichiarare all'Ufficiale Giudiziario il diritto di proprietà della HBS Italy sulla suddetta merce, al fine di consentire alla HBS Italy di esercitare le azioni legali necessarie.
 - In caso di omessa o mancata tempestiva comunicazione, le spese legali relative ai procedimenti sostenuti dalla HBS Italy saranno a carico dell'Acquirente.

Condizioni generali di vendita

15. DIVIETO DI CESSIONE

- Il presente contratto e i diritti da esso derivanti non potranno, in tutto o in parte, essere ceduti dall'Acquirente, senza il consenso scritto della HBS Italy.

16. FORMA, ESCLUSIVITA' E NULLITA'

- Qualsiasi modifica al presente contratto non sarà valida se non fatta per iscritto ed approvata da HBS Italy.
- L'eventuale nullità di una qualsiasi delle clausole previste nel presente contratto non comporterà la nullità dell'intero contratto, il quale andrà integrato ed interpretato nella sua globalità. Le parti si impegnano a sostituire la clausola nulla o inefficace con una clausola che tenga conto e consenta di realizzare lo scopo economico che le parti, il contratto e le condizioni generali si erano prefissati.

17. OBBLIGO DI RISERVATEZZA

- L'Acquirente si obbliga a mantenere riservate tutte le notizie e le informazioni di carattere tecnico (disegni, prospetti tecnici, documentazione, formule, corrispondenza etc.) ricevute dalla HBS Italy o apprese in esecuzione del presente contratto.

18. RISOLUZIONE

- HBS Italy potrà risolvere il presente contratto, senza preavviso, mediante dichiarazione della propria volontà di risoluzione, comunicata per iscritto all'Acquirente mediante raccomandata a.r., fax o mail, al verificarsi di uno dei seguenti eventi:
 - a) il mancato pagamento, parziale o totale, di quanto dovuto dall'Acquirente secondo i tempi e le modalità previste nel presente contratto, salvo che la HBS Italy non si avvalga della facoltà di chiedere l'adempimento del contratto, in ogni caso con pagamento dell'importo stabilito nel presente contratto, e previa rideterminazione dei termini delle consegne ripartite, oltre al risarcimento del danno;
 - b) In caso di dichiarazione di fallimento dell'Acquirente o nel caso in cui la stessa venga sottoposta ad una procedura concorsuale;
 - c) in tutti gli altri casi previsti dagli artt. 1453 del codice civile italiano.

19. LEGGE APPLICABILE

- Per tutto quanto non espressamente previsto dalle presenti condizioni generali si applica la legge italiana e gli artt. 1470 e seguenti del codice civile italiano, con esclusione, tuttavia, delle norme sul conflitto di leggi e della Convenzione delle Nazioni Unite sui Contratti di Vendita Internazionale di Merci.

20. FORO COMPETENTE

- Per tutte le controversie che dovessero sorgere in relazione all'esistenza, validità, interpretazione, esecuzione e risoluzione del presente contratto sarà competente in via esclusiva il Foro di Milano.

21. COMUNICAZIONI

- Tutte le comunicazioni riguardanti questo contratto devono essere fatte per iscritto, e si intenderanno validamente effettuate se inviate a mezzo raccomandata a.r. o a mezzo e-mail certificata ai seguenti indirizzi:
HYDRO Building Systems Italy S.P.A.,
Via A. Ponchielli 3, 20063 - Cernusco sul Naviglio (MI)
hydrobuildingsystemsitaly@pechydrosystems.it

22. DATA PROTECTION / PRIVACY

- Ai sensi del D. Lgs. N. 196 del 30.6.2003 entrambe le Società/Parti dichiarano di aver ricevuto informativa, ed autorizzano fin da ora ogni trattamento nonché comunicazione e diffusione dei dati, anche sensibili, necessari per la conclusione del presente contratto di fornitura.
- Entrambe le parti si impegnano altresì a provvedere a propria cura e spese ad ogni adempimento del sopra citato decreto legislativo per soggetti terzi di propria competenza che, nel corso del rapporto contrattuale di cui trattasi, dovesse rendersi necessario per l'espletamento dell'incarico ricevuto.

23. NORME TECNICHE E RESPONSABILITA' DEL PRODUTTORE

- Per ciò concerne le caratteristiche dei prodotti della HBS Italy, essi sono conformi alla legislazione, alle norme tecniche vigenti in Italia e alle norme di prodotto specifiche al momento della conclusione del contratto.
- L'Acquirente si assume per intero il rischio di un'eventuale difformità tra le norme italiane e quelle del Paese di destinazione dei prodotti, tenendo indenne la HBS Italy da ogni eventuale richiesta di risarcimento danni o sanzione o altra conseguenza economica.
- HBS Italy garantisce le prestazioni dei prodotti di sua fabbricazione solo ed esclusivamente in relazione ad usi, destinazioni, applicazioni, tolleranze da essa espressamente indicati.
- L'Acquirente non è autorizzato a disporre dei prodotti fornitigli dalla HBS Italy in modo non conforme alle indicazioni di cui al punto precedente.

24. LIMITAZIONE DELLA RESPONSABILITA' ED ESCLUSIONE DEI DANNI CONSEQUENZIALI

- Nonostante tutto ciò diversamente convenuto in qualsiasi documento contrattuale, come a titolo esemplificativo ma non esaustivo, nell'ordine d'acquisto, nella conferma d'ordine, nella documentazione tecnica, in queste condizioni generali di vendita o quelle d'acquisto dell'Acquirente, o altro, la responsabilità contrattuale complessiva di HBS Italy in base a qualsiasi e tutte le rivendicazioni per danni o perdite derivanti da o in relazione all'adempimento o inadempimento da parte di HBS Italy, è limitata a 100% del prezzo/valore totale dell'ordine d'acquisto.
- Nonostante tutto ciò diversamente convenuto in qualsiasi documento contrattuale, come a titolo esemplificativo ma non esaustivo nell'ordine d'acquisto, nella conferma d'ordine, nella documentazione tecnica, in queste condizioni generali di vendita o quelle d'acquisto dell'Acquirente, o altro, nessuna delle Parti assume alcuna responsabilità nei confronti della controparte per qualsiasi danno o perdita indiretto/a o consequenziale come ma non esclusivamente la mancata o ridotta produzione, perdita di profitti, perdita di uso, perdita di contratti o qualsiasi altro/a danno, perdita indiretto/a.



Hydro Building Systems S.p.A.
Via A. Ponchielli 3, 20063
Cernusco sul Naviglio (MI)
T: + 02 92 42 91
F: 02 92 42 94 96
www.domal.it