

# Aggiornamento Domal Alzante Scorrevole C160

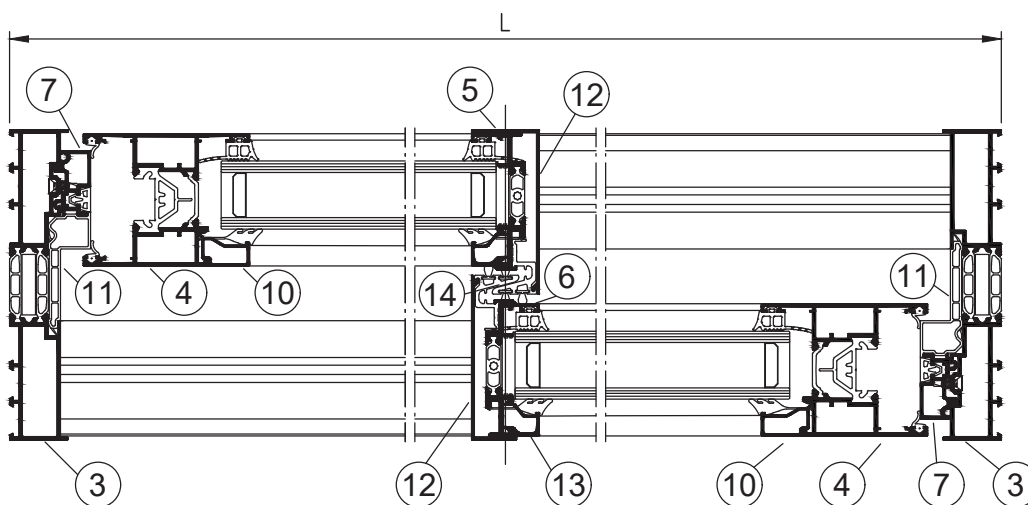
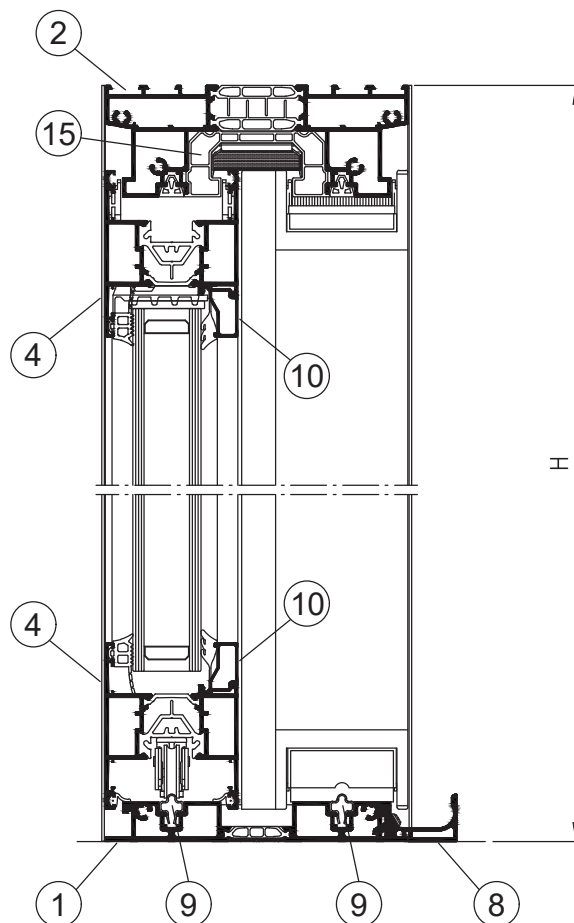
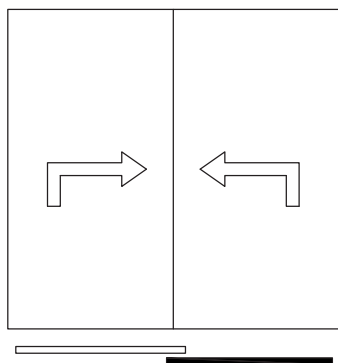


Distinta di taglio alzante scorrevole 2 binari 2 ante telaio  
90° con soglia ribassata e nodo centrale ridotto



By  Hydro



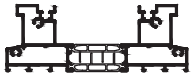



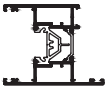


























2-BINARI 2-ANTE ALZANTE SCORREVOLE TELAIO 90°  
CON SOGLIA RIBASSATA



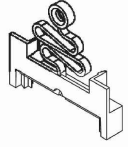
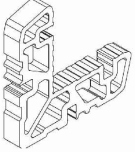



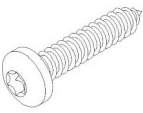

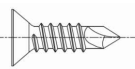
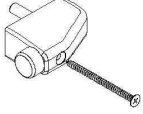
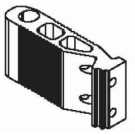
SCALA 1:4

Distinta di taglio

## 2-BINARI 2-ANTE ALZANTE SCORREVOLE TELAIO 90° CON SOGLIA RIBASSATA

	Profili	Quantità	Taglio	Lunghezza taglio
1	 D1110000	1		L - 57
2	 SC9K124	1		L - 57
3	 SC9K121	2		H
4	 SC9V101	2		L/2 - 43
2			L/2 - 43	
2			H - 62	
5	 SC9V107	1		H - 62
6	 SC9V108	1		H - 62
7	 SC9A100	2		H - 80
8	 D3110001	1		L
9	 SCO1103	2		L - 71
10	 SGC2312	4		L/2 - 123
2			H - 238	
11	 SKU2035	2		H - 80
12	 SC9A016	2		H - 62
13	 SGC0012	2		H - 194
14	 SKU2068	2		H - 62
15	 SKU2028	1		L - 57
DIMENSIONE VETRO		2	L/2 - 117	H - 208







ACCESSORI	CODICE	DESCRIZIONE	QUANTITA'
	D4076010	Boccola di drenaggio con sfera	3
	D4110000	Tappo tenuta centrale inferiore	1
	D4110001	Tappo tenuta soglia ribassata 90°	2
	S290107	Vite 4,2 x 9,5 mm DIN 7981 inox A2(200)	8 (4 x N°ante)
	S71C011	Spina Ø8x13	16
	S83K522	Vite 4,8 x 22 mm DIN 7504 A2	8
	SBT6019	Isolatore termico 32x7x2000mm	2H
	SCO0132	Tappo riempimento tagli a 90°	3
	SCO1224	Tappo di tenuta centrale, telaio universale (scorrevole e alzante scorrevole), superiore, 2 binari	1
	SCO1227	Tappo di tenuta incontro superiore	2

ACCESSORI	CODICE	DESCRIZIONE	QUANTITA'
	SCO1230	Tappo di tenuta incontro inferiore	2
	SHV2N03	Squadretta 30.5 x 13.9	8
	SHV4K00	Squadretta di allineamento anta	8
	SHV4K01	Squadretta di allineamento anta	4
	SKU5001	Isolatore vetro ante 2000mm	2L+2H
	SSCA604	Vite autofilettante 6.3x32	12
	SSCJ520	Vite M5x20	16
	SSCZ401	Vite autofilettante 4.2x16 svasata	2(H/0.6m)
	SSV9002	Fermo anta	1
	STS2H06	Cavallotto per anta	4

Distinta di taglio

ACCESSORI	CODICE	DESCRIZIONE	QUANTITA'
	STS2H08	Cavallotto per anta	4
	SVS5130	Supporto vetro ante	12
	SVS5184	Guida anta	minimo 8
	SVS9410	Tappo laterale gocciolatoio	1
	SVS9956	Tappo di tenuta soglia 2 binari 90°	2
	SVS9957	Tampone siliconico per angoli 90° telaio	3
	SVS9975	Tappo di tenuta tra incontro e anta	4
	SVS9977	Guarnizione distanziale, 50mm	16

Distinta di taglio

ACCESSORI	CODICE	DESCRIZIONE	QUANTITA'
	SRU9704	Guarnizione chiusura binario telaio	2H+2L
	SKU6004	Guarnizione di tenuta labirinto centrale	4H
	S213006	Guarnizione gocciolatoio	2H + L
	SRU0099	Guarnizione anta scorrevole alzante	4L+2H
	SRU0002	Guarnizione esterna vetro 10.5mm	2L+4H
	S39R507	Guarnizione interna vetro 6-7.5mm	2L+4H

Note

